

Overview of superconductivity in field-cooled magnetic materials.

Naoum Karchev

Department of Physics, University of Sofia, 1164 Sofia, Bulgaria

Considerable experimental skills have been accumulated in the preparation of field-cooled (FC) magnetic materials. This stimulates the search for FC magnetic materials that are superconductors.

The article overviews the recent proposed mechanism of superconductivity in field-cooled magnetic materials. It is based on previously published results for magnon-induced superconductivity in field-cooled spin-1/2 antiferromagnets [*PRB*96, 214409] (arXiv:1712.02983), Sequence of superconducting states in field cooled $FeCr_2S_4$ [*JPCM*33, 495604] (arXiv:2111.02765) and Partial order induced superconductivity in Fe^{2+} iron. [*EPL*126, 47001] (arXiv:1902.02290).

I. INTRODUCTION

The study of the mechanisms of superconductivity and the methods to synthesize superconductors is an exciting challenge in solid state physics. Since the discovery of superconductivity (1911), these two activities have been a major driver for the successful dissemination of superconductivity ideas in other fields of physics and for application in technology.

One way to prepare superconducting state is to subject a suitable material to strong hydrostatic pressure. The coexistence of ferromagnetism and superconductivity in UGe_2 under pressure was reported in the paper¹. The invention triggered a very intense experimental and theoretical study of the phenomenon²⁻⁷.

The theoretical predictions are important, since they allow to focus experimental research on specific chemical compositions and also to suggest appropriate conditions for the synthesis. In his theoretical studies Ashcroft predicted that metalized hydrogen⁸ or hydrogen rich alloys⁹ can possess high temperature superconductivity. Ashcroft's idea is that the hydrogen is the lightest element, and if it can be compressed in a solid state, it could become superconductor at a very high transition temperature T_c due to the strong electron-phonon coupling. Accurate electronic structure and electron-phonon coupling calculations predicted high T_c for metallic hydrogen¹⁰⁻¹⁴. Thanks the development of high-pressure techniques numerous experiments discussed the prediction. An important discovery leading to room-temperature superconductivity is the pressure-driven hydrogen sulfide with a confirmed transition temperature of 203 K at 155 GPa¹⁵. The most recent examples of a metal hydride are lanthanum hydride which has $T_c = 250 - 260K$ at 180 - 200 GPa¹⁶⁻¹⁸ and carbonaceous sulfur hydride with room-temperature $T_c = 287.7K$ achieved at 267 GPa¹⁹. More than ten hydrogen-rich compounds under high pressure have been found to be high temperature conventional superconductors: yttrium superhydride^{20,21}, thorium hydride²², praseodymium superhydride²³, barium superhydride²⁴ and others²⁵⁻²⁹.

Another way to fabricate unconventional superconductor is by chemical manipulation. The most famous example is copper-oxide superconductor. The parent compound La_2CuO_4 is an antiferromagnetic Mott insulator with Néel temperature $T_N = 300K$. The parent compound can be doped by substituting some of the trivalent La by divalent Sr . The result is that x holes are added to the $Cu - O$ plane in $La_{2-x}Sr_xCuO_4$, which is called hole doping. The hole-doping suppresses the antiferromagnetic order and at $x = 0.03 - 0.05$ hole concentration the system undergoes quantum antiferromagnetic-paramagnetic transition. After suppression of the antiferromagnetism, superconductivity appears, ranging from $x = 0.06 - 0.25$ ³⁰. The electron doping is realized in the compound $Nd_{2-x}Ce_xCuO_4$ ³¹ when x electrons are added. Details are given in many review articles and books, for example³²⁻³⁵.

In the present Overview we discuss theoretically the emergence of superconductivity in field cooled magnetic materials. As examples we consider spin $s = 1/2$ antiferromagnetic insulator, chromium spinel $FeCr_2S_4$ and F^{2+} ferromagnetic iron. We also discuss some perspective antiferromagnetic compounds.

II. FIELD COOLED MAGNETIC MATERIALS

The material is field cooled (FC) if, during the preparation, an external magnetic field as high as $300Oe$ is applied upon cooling. If the applied field is below $1Oe$ it is zero field cooled (ZFC). The magnetization-temperature and magnetic susceptibility curves for (ZFC) and (FC) spinel show a remarkable difference below Néel T_N temperature³⁶⁻⁴⁸. In the case of vanadium spinel MnV_2O_4 the curves, which show the temperature dependence of spontaneous magnetization M , are depicted in Fig.1.

The spinel MnV_2O_4 is a two-sublattices ferrimagnet, with site A occupied by the Mn^{2+} ion, which is in the $3d^5$ high-spin configuration with quenched orbital angular momentum, that can be regarded as a simple $s = 5/2$ spin. The B site is occupied by the V^{3+} ion, which takes the $3d^2$ high-spin configuration in the triply degenerate t_{2g}

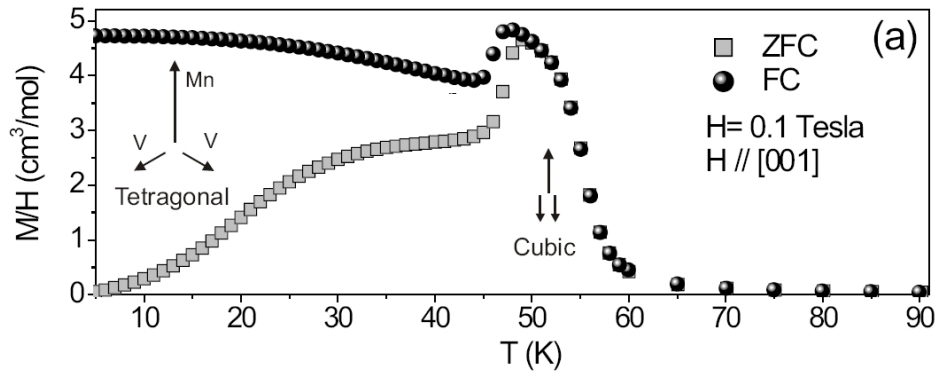


FIG. 1: Magnetization of ZFC and FC vanadium spinel as a function of temperature (after V.O.Garlea et al. PRL 100, 066404 (2008))

orbital, and has orbital degrees of freedom. The measurements show that the set in of the magnetic order is at Neel temperature $T_N = 56.5K$ ³⁶, and that the magnetization has a maximum near $T^* = 53.5K$. Below this temperature the magnetization sharply decreases and goes to zero when temperature approaches zero. The ferrimagnetic phase of vanadium spinel is divided into two phases: high temperature (T^*, T_N), where the magnetization-temperature curves of (ZFC) and (FC) materials coincide, and low temperature $0 < T < T^*$, where there is a pronounced difference between the two curves.

The two phases are basic characteristic of field cooled magnetic materials. As a second example we consider chromium spinel $FeCr_2S_4$. The magnetization-temperature curves are depicted in Fig.2.

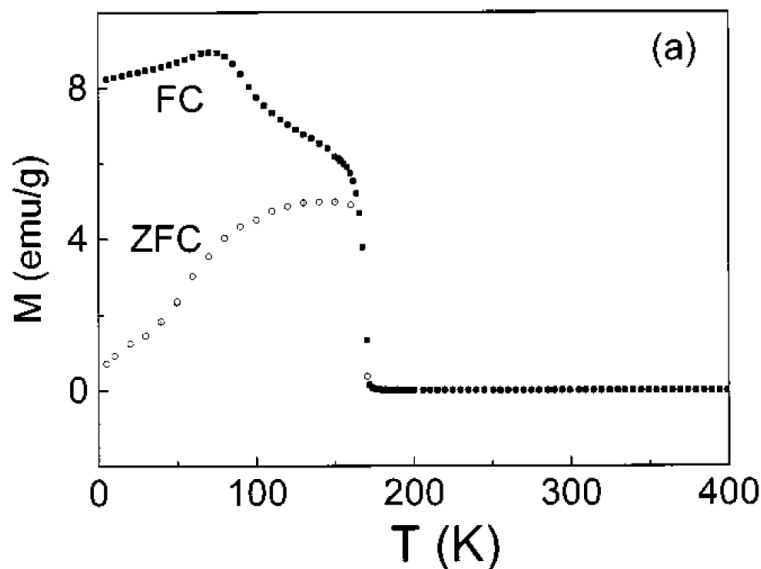


FIG. 2: Magnetization of ZFC and FC chromium spinel as a function of temperature (after Zhaorong Yang at al. Phys Rev. B 62, 13872 (2000))

PARTIAL ORDER AND PARTIAL ORDER TRANSITION

Magnetic state is a partial order state if only part of the electrons in the system give contribution to the magnetic order. It is studied in exactly solvable models^{49,50}, by means of Green's function approach⁵¹, Monte Carlo method⁵⁰ and modified spin-wave theory of magnetism⁵³.

The spinel is typical example of a system with partial order and partial order transition. The vanadium spinel is a system that obtains its magnetic properties from Mn and V magnetic moments. The true magnons in this system, which are the transversal fluctuations corresponding to the total magnetization, are complicated mixtures

of the Mn and V transversal fluctuations. The magnons interact with manganese and vanadium ions in a different way, and the magnons fluctuations suppress the Mn and V sublattice magnetizations at different temperatures. As a result, the ferrimagnetic phase is divided into two phases: in the low temperature phase $0 < T < T^*$ the sublattice Mn magnetization and sublattice V magnetization contribute to the magnetization of the system, while at the high temperature (T^*, T_N), the vanadium sublattice magnetization is suppressed by magnon fluctuations, and only the manganese ions have non-zero spontaneous magnetization⁵⁴. This means that high temperature phase is partial order one and T^* is partial order transition temperature.

The magnetic orders of vanadium and manganese electrons are antiparallel. Magnetic field applied, during preparation of the material, along the Mn magnetic moment, remains Mn electrons localized with saturated magnetic order, while V electrons are delocalized. Increasing the applied magnetic field the magnetization of Mn electrons remains unchanged, as long as the compensation of the Zeeman splitting of V electrons increases and respectively the magnetic moment of V electrons decreases. As a result increasing the applied, during the preparation, magnetic field the total magnetization of the field cooled vanadium spinel increases below T^* temperature (see Fig.1).

III. SUPERCONDUCTIVITY IN FIELD-COOLED SPIN-1/2 ANTIFERROMAGNETS⁵⁵

We discuss a novel mechanism for insulator-metal transition and superconductivity in field-cooled spin-1/2 antiferromagnets on bcc lattice. Applying magnetic field on sublattice A and B electrons along the sublattice B magnetization, during preparation of the material, we change the magnetic and transport properties of the material. Sublattice B electrons are localized, while sublattice A ones are delocalized. This remains true when applied field is switched off. **Theoretically a "frozen" magnetic field should be included in the A fermion dispersion, which leads effectively to decreasing of Zeeman splitting.** The effective model is a spin-fermion model with Zeeman splitting of itinerant electrons compensated by the applied field. The Hamiltonian of the system is

$$h = -t \sum_{\langle\langle ij \rangle\rangle_A} (c_{i\sigma}^+ c_{j\sigma} + h.c.) + U \sum_{i \in A} n_{i\uparrow} n_{i\downarrow} - \mu \sum_{i \in A} n_i - H \sum_{i \in A} S_i^{zA} + J \sum_{\langle ij \rangle} \mathbf{S}_i^A \cdot \mathbf{S}_j^B - J_B \sum_{\langle\langle ij \rangle\rangle_B} \mathbf{S}_i^B \cdot \mathbf{S}_j^B, \quad (1)$$

where $t > 0$ is the hopping parameter, \mathbf{S}_i^A is the spin of the itinerant electrons at the sublattice A site with components

$$S_i^{\nu A} = \frac{1}{2} \sum_{\sigma\sigma'} c_{i\sigma}^+ \tau_{\sigma\sigma'}^\nu c_{i\sigma'}, \quad (2)$$

and (τ^x, τ^y, τ^z) are the Pauli matrices, \mathbf{S}_i^B is the spin of the localized electrons at the sublattice B site, μ is the chemical potential, $n_{i\sigma} = c_{i\sigma}^+ c_{i\sigma}$ and $n_i = n_{i\uparrow} + n_{i\downarrow}$. The sums are over all sites of a body centered cubic lattice, $\langle i, j \rangle$ denotes the sum over the nearest neighbors, while $\langle\langle ij \rangle\rangle_A$ and $\langle\langle ij \rangle\rangle_B$ are sums over all sites of sublattice A and B respectively. The Heisenberg term describes ferromagnetic Heisenberg exchange between sublattice B ($J_B > 0$) electrons, while the term $J > 0$ is the antiferromagnetic exchange constant between localized and itinerant electrons. The term with the constant $U > 0$ is the Coulomb repulsion. The "frozen" magnetic field H accounts for the effect of the applied, during the preparation, magnetic field on itinerant electrons.

A. Schwinger-Bosons and Slave Fermions: Insulator-Metal Transition

We represent the Fermi operators, the spin of the itinerant electrons and the density operators of sublattice A electrons in terms of the Schwinger-bosons ($\varphi_{i,\sigma}, \varphi_{i,\sigma}^+$) and slave fermions (h_i, h_i^+, d_i, d_i^+). The Bose fields are doublets ($\sigma = 1, 2$) without charge, while fermions are spinless with charges 1 (d_i) and -1 (h_i):

$$c_{i\uparrow} = h_i^+ \varphi_{i1} + \varphi_{i2}^+ d_i, \quad c_{i\downarrow} = h_i^+ \varphi_{i2} - \varphi_{i1}^+ d_i, \\ n_i = 1 - h_i^+ h_i + d_i^+ d_i, \quad s_i^\nu = \frac{1}{2} \sum_{\sigma\sigma'} \varphi_{i\sigma}^+ \tau_{\sigma\sigma'}^\nu \varphi_{i\sigma'}, \\ c_{i\uparrow}^+ c_{i\uparrow} c_{i\downarrow}^+ c_{i\downarrow} = d_i^+ d_i \quad (3)$$

$$\varphi_{i1}^+ \varphi_{i1} + \varphi_{i2}^+ \varphi_{i2} + d_i^+ d_i + h_i^+ h_i = 1 \quad (4)$$

To solve the constraint (Eq.4), one makes a change of variables, introducing Bose doublets $\zeta_{i\sigma}$ and $\zeta_{i\sigma}^+$ ⁵⁷

$$\begin{aligned}\zeta_{i\sigma} &= \varphi_{i\sigma} (1 - h_i^+ h_i - d_i^+ d_i)^{-\frac{1}{2}}, \\ \zeta_{i\sigma}^+ &= \varphi_{i\sigma}^+ (1 - h_i^+ h_i - d_i^+ d_i)^{-\frac{1}{2}},\end{aligned}\quad (5)$$

where the new fields satisfy the constraint $\zeta_{i\sigma}^+ \zeta_{i\sigma} = 1$.

In terms of the new fields one obtains the Hamiltonian of free fermions (h^+, h, d^+, d) ⁵⁵

$$h_0 = \sum_{k \in B_r} (\varepsilon_k^d d_k^+ d_k + \varepsilon_k^h h_k^+ h_k) \quad (6)$$

with dispersions

$$\begin{aligned}\varepsilon_k^d &= -4t\varepsilon_k + U - \mu + 2J - \frac{H}{2} \\ \varepsilon_k^h &= 4t\varepsilon_k + \mu + 2J - \frac{H}{2} \\ \varepsilon_k &= (\cos k_x + \cos k_y + \cos k_z)\end{aligned}\quad (7)$$

The ground state of the system with Hamiltonian Eq.(6), is labeled by the density of electrons

$$n = 1 - \langle h_i^+ h_i \rangle + \langle d_i^+ d_i \rangle \quad (8)$$

(see equation (3)) and the zero temperature spontaneous dimensionless magnetization, of the sublattice A electron

$$m = \frac{1}{2} (1 - \langle h_i^+ h_i \rangle - \langle d_i^+ d_i \rangle). \quad (9)$$

At half-filling

$$\langle h_i^+ h_i \rangle = \langle d_i^+ d_i \rangle. \quad (10)$$

To solve this equation, for all values of the parameters U , t and H , one sets the chemical potential $\mu = U/2$. Utilizing this representation of μ we calculate the dispersion of "d" and "h" fermions (7) as a function of the applied magnetic field.

It is convenient to introduce the critical magnetic field

$$H_{cr1} = U + 4J - 24t. \quad (11)$$

Fermions dispersion can then be rewritten in the form

$$\begin{aligned}\varepsilon_k^d &= 4t \left[-\varepsilon_k + 3 + \frac{H_{cr1} - H}{8t} \right] \\ \varepsilon_k^h &= 4t \left[\varepsilon_k + 3 + \frac{H_{cr1} - H}{8t} \right]\end{aligned}\quad (12)$$

When the applied magnetic field is below the critical one $H < H_{cr1}$ the Fermion dispersions are positive ($\varepsilon_k^d > 0$, $\varepsilon_k^h > 0$) for all values of the wave vector k . The minimum of the d -fermion dispersion is in the center of the Brillouin zone of a cubic lattice B_r $\mathbf{k} = (0, 0, 0)$ and $\varepsilon_0^d = (H_{cr1} - H)/2$. The minimum of the h -fermion dispersion is in the vertices of the Brillouin zone $\mathbf{k}^* = (\pm\pi, \pm\pi, \pm\pi)$ and $\varepsilon_{k^*}^h = (H_{cr1} - H)/2$. This means that Fermions excitations are with gap which is our definition for insulating state. If one applies magnetic field below the critical one the prepared material is insulator.

When the applied field is above the critical one $H > H_{cr1}$, the solutions of the equations

$$\begin{aligned}\varepsilon_k^d &= 4t \left[-\varepsilon_k + 3 + \frac{H_{cr1} - H}{8t} \right] = 0 \\ \varepsilon_k^h &= 4t \left[\varepsilon_k + 3 + \frac{H_{cr1} - H}{8t} \right] = 0\end{aligned}\quad (13)$$

define the Fermi surfaces of "d" and "h" quasiparticles. The resultant material is metal. The system possesses a novel insulator-metal transition when magnetic field is applied and the critical value is H_{cr1} (11).

The equation (12) shows that when the magnetic field is zero the system is insulator if Coulomb repulsion is strong. When a hydrostatic pressure is applied the hopping parameters t increases, and for $24t > U + 4J$ the system is metal. The point is that under a hydrostatic pressure all electrons in the material delocalize, while when a magnetic field is applied the electrons in the system are geometrically separated and sublattice A electrons are delocalized, but sublattice B ones are localized. This is important novelty.

B. Magnon-Induced Superconductivity

There is a second critical value

$$H_{cr2} = U + 4J. \quad (14)$$

When $H = H_{cr2}$ the material is metal ($H_{cr2} > H_{cr1}$) and Zeeman splitting of sublattice A electrons is zero. The Fermion dispersions ε_k^d and ε_k^h (12) adopt the form

$$\begin{aligned} \varepsilon_k^d &= -4t\varepsilon_k \\ \varepsilon_k^h &= 4t\varepsilon_k \end{aligned} \quad (15)$$

With dispersions (15) spontaneous magnetization m (9) of sublattice A electrons is zero and they do not contribute the magnetization of the system. At this critical point the system is in partial order state. Only sublattice B electrons are magnetically ordered, while sublattice A electrons are magnetically disordered.

When Zeeman splitting is zero we use the approximate representation for the fermi operators at quantum partial-order point (QPOP)

$$c_{i\uparrow} = d_i, \quad c_{i\downarrow} = h_i^+. \quad (16)$$

Then we can write the Hamiltonian of the system at QPOP in terms of the fermion operators $c_{i\sigma}^+$, $c_{i\sigma}$ and Holstein-Primakoff (HP) bose operators a_j^+ , a_j used to represent the spin operators of sublattice B localized electrons $\mathbf{S}_j^B(a_j^+, a_j)$. The Hamiltonian is a sum of three terms

$$\begin{aligned} h^A &= -t \sum_{\langle\langle ij \rangle\rangle_A} (c_{i\sigma}^+ c_{j\sigma} + h.c.) \\ h^{AB} &= \sqrt{\frac{s}{2}} J \sum_{\langle ij \rangle} (c_{i\downarrow}^+ c_{i\uparrow} a_j + c_{i\uparrow}^+ c_{i\downarrow} a_j^+) \\ h^B &= -J_B \sum_{\langle\langle ij \rangle\rangle_B} \mathbf{S}_i^B \cdot \mathbf{S}_j^B \end{aligned} \quad (17)$$

Magnon-Fermion Effective Theory

We introduce two sublattices. The Hamiltonian of the Magnon-Fermion Effective Theory, in momentum space, reads

$$h = \sum_{k \in B_r} [\varepsilon_k^A c_{k\sigma}^+ c_{k\sigma} + \varepsilon_k^B a_k^+ a_k] + \frac{4J\sqrt{2s}}{\sqrt{N}} \sum_{kqp \in B_r} \delta(p - q - k) \cos \frac{k_x}{2} \cos \frac{k_y}{2} \cos \frac{k_z}{2} \times (c_{p\downarrow}^+ c_{q\uparrow} a_k + c_{q\uparrow}^+ c_{p\downarrow} a_k^+), \quad (18)$$

with fermi ε_k^A and bose ε_k^B dispersions

$$\begin{aligned} \varepsilon_k^A &= -4t (\cos k_x + \cos k_y + \cos k_z) \\ \varepsilon_k^B &= 2J_B u (3 - \cos k_x - \cos k_y - \cos k_z) \end{aligned} \quad (19)$$

where the bose dispersion is calculated in Hartree-Fock approximation and u is HF parameter that renormalizes the sublattice B exchange constant J_B . The two equivalent sublattices A and B of the body center cubic lattice are simple cubic lattices. Therefor the wave vectors p, q, k run over the first Brillouin zone of a cubic lattice B_r .

Let us average in the subspace of Bosons (a^+, a)-to integrate the Bosons in the path integral approach. In static approximation one obtains an effective fermion theory with Hamiltonian

$$h_{eff} = \sum_{k \in B_r} \varepsilon_k^A c_{k\sigma}^+ c_{k\sigma} - \frac{1}{N} \sum_{k_i p_i \in B_r} \delta(k_1 - k_2 - p_1 + p_2) V_{k_1 - k_2} c_{k_1 \downarrow}^+ c_{k_2 \uparrow} c_{p_2 \uparrow}^+ c_{p_1 \downarrow} \quad (20)$$

and potential

$$V_k = \frac{J^2(1 + \cos k_x)(1 + \cos k_y)(1 + \cos k_z)}{J_B u (3 - \cos k_x - \cos k_y - \cos k_z)}. \quad (21)$$

Following standard procedure one obtains the effective Hamiltonian in the Hartree-Fock approximation

$$h_{eff}^{HF} = \sum_{k \in B_r} \left[\varepsilon_{k\sigma} c_{k\sigma}^+ c_{k\sigma} + \Delta_k c_{-k \downarrow}^+ c_{k \uparrow} + \Delta_k^+ c_{k \uparrow} c_{-k \downarrow} \right], \quad (22)$$

with gap function

$$\Delta_k = \frac{1}{N} \sum_{p \in B_r} \langle c_{-p \uparrow} c_{p \downarrow} \rangle V_{p-k} \quad (23)$$

The Hamiltonian can be written in a diagonal form by means of Bogoliubov excitations $\alpha^+, \alpha, \beta^+, \beta$ with dispersions

$$E_k^\alpha = E_k^\beta = E_k = \sqrt{(\varepsilon_k^A)^2 + |\Delta_k|^2} \quad (24)$$

In terms of the new excitations the gap equation reads

$$\Delta_k = - \frac{1}{2N} \sum_{p \in B_r} V_{k+p} \frac{\Delta_p}{\sqrt{(\varepsilon^A)^2 + |\Delta_p|^2}} \times \left(1 - \frac{2}{e^{E_p/T} + 1} \right), \quad (25)$$

where T is the temperature.

Having in mind that sublattices are simple cubic lattices and following the classifications for spin-triplet gap functions $\Delta_{-k} = -\Delta_k$ ⁶⁰, we obtained that the gap function with T_{1u} configuration

$$\Delta_k = \Delta (\sin k_x + \sin k_y + \sin k_z) \quad (26)$$

is a solution of the gap equation (25) for some values of the temperature. The dimensionless gap gap/J_B , as a function of dimensionless temperature T/J_B , is depicted in figure (3) for two different values of the parameter $J/J_B = 4$, $J/J_B = 7$ and $t/J_B = 0.5$.

The parameters are chosen having in mind that J is nearest neighbor exchange constant while J_B next to nearest neighbor exchange constant, therefore $J > J_B$. With value $J/J_B = 7$ we overestimate the parameter to give better understanding of the phenomenon.

The figure (3) shows that the temperature dependence of the gap is quite unusual. The gap is approximately constant when the temperature is below the Néel temperature T_N , marked with vertical dash green line, weakly increases when the temperature approaches T_N and abruptly falls to zero in paramagnetic phase. This is because the pairing of fermions, below the Néel temperature, is mediated by gapless bosons-magnons. The potential V_k depends on temperature since the Hartree-Fock parameter u does. Near the Néel temperature the parameter u decreases⁵⁵ and potential V_k increases. Above Néel temperature the magnon opens a gap which rapidly increases when the temperature increases. This suppresses the superconductivity since the maximal value of the potential in paramagnetic phase is one over the magnon gap, so that when the magnon gap increases abruptly the potential decreases.

It is important to underline that the applied, during preparation of the material, magnetic field separates spatially electrons. Sublattice A ones are delocalized and participate in the formation of Cooper pairs, while B ones are localized and form the magnetic moment of the system. Thus the system possesses coexistence of p-type superconductivity and magnetism. At zero temperature the magnetic moment of sublattice B electrons is maximal. This is in contrast with known systems that possess coexistence of superconductivity and magnetism near quantum critical point.

The above result shows that a superconductor can be prepared from any antiferromagnet .

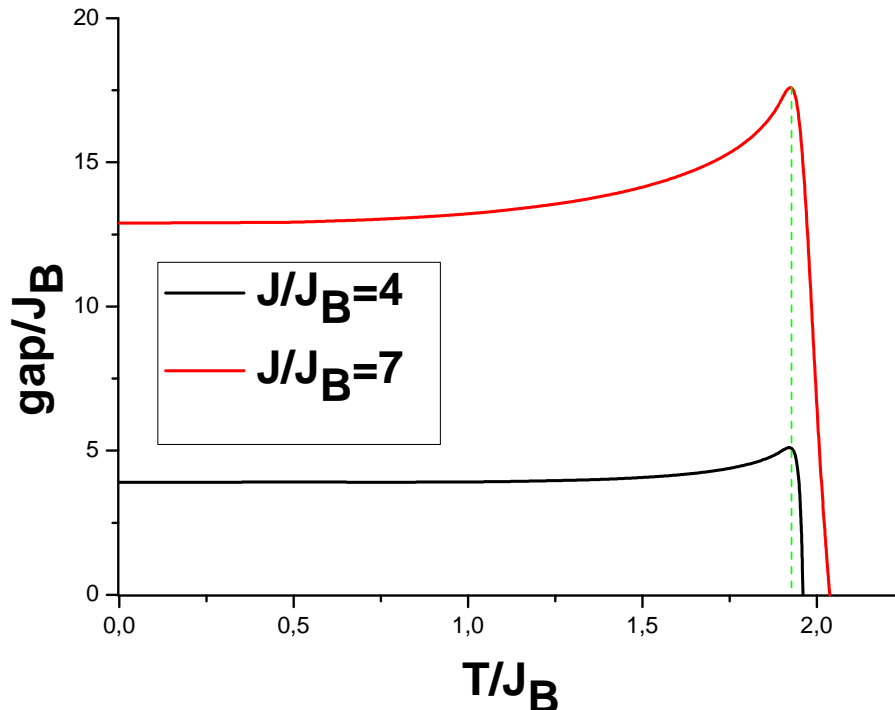


FIG. 3: (Color online) The temperature dependence of the dimensionless gap (gap/J_B) for $t/J_B = 0.5$ and two different values of the parameter $J/J_B = 7$ - upper (red) graph, $J/J_B = 4$ - lower (black) graph. The vertical dash (green) line marks the Néel temperature.

IV. SEQUENCE OF SUPERCONDUCTING STATES IN FIELD COOLED $FeCr_2S_4$ ⁵⁶

In the present section we investigate two sublattice $FeCr_2S_4$ spinel. The sublattice A sites are occupied by F^{2+} ($s=2$) iron ions, and sublattice B sites are occupied by Cr^{3+} ($s=3/2$) chromium ions. The Fe^{2+} and Cr^{3+} ions are located at the center of tetrahedral and octahedral S^{2-} cages, respectively, and the three Cr^{3+} electrons occupy the lower energy t_{2g} bands.

The shape of magnetization-temperature diagrams for all spinels is remarkable and emblematic. In the case of $FeCr_2S_4$ spinel the curves, which show the temperature dependence of spontaneous magnetization M^s , are depicted in Fig.4.

The ZFC, FC2 and FC3 curves are adapted from experimental results⁶²⁻⁶⁵ and the rest ones, FC1 and FC4, are phenomenological extrapolations. It is important to underline the different interpretations of the behavior of the system near the four characteristic temperatures $T_N = 170K$, $T^* = 160K$, $T = 60K$ and $T = 10K$ from experimental results, and those in the present paper. The Néel temperature is $T_N = 170K$. For ZFC spinel the temperature, at which the magnetization is maximum, is $T^* = 160K$. This unusual maximum is attributed to magnetic domain dynamics in⁶³. In the same article small dip of the curve at approximately $10K$ is interpreted as onset of long-range orbital order. In our interpretation supported by calculations using Green function approach⁵¹ and modified spin-wave theory⁵² the system undergoes a partial-order transition from the high temperature (T^* , T_N) phase, where only the iron ions have non-zero spontaneous magnetization, to low temperature one (0 , T^*), where both the iron and chromium ions have non-zero spontaneous magnetization. The exchange constant of chromium and iron spins is antiferromagnetic, because of which the magnetization increases below T_N and decreases below T^* . The subtle point is that the onset of magnetism of the three Cr^{3+} (t_{2g}) electrons is at different temperatures. One of them starts to form magnetic order below T^* . The ZFC curve in (Fig.4), shows small dip at $10K$ which indicates that another chromium electron starts to contribute the magnetic order of the system at this temperature. The contribution of the third Cr^{3+} electron becomes more clear in the experiment with FC spinel-curve FC2. It shows that applied during the preparation magnetic field exceeds the Zeeman splitting energy of the chromium electron and its magnetic order becomes parallel to the iron magnetic moment. As a result, below T^* the system undergoes partial-order

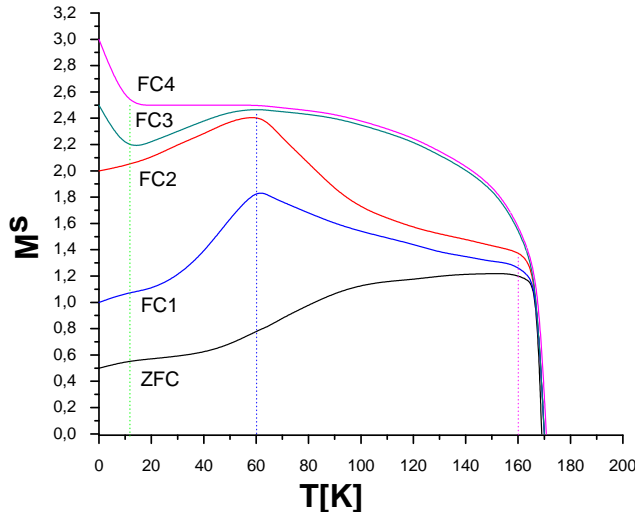


FIG. 4: (Color online) The temperature dependence of the spontaneous magnetization M^s of ZFC, FC1, FC2, FC3 and FC4 ($FeCr_2S_4$) spinel. The ZFC, FC2 and FC3 curves are adapted from experimental results^{62–65}. The ZFC curve has unusual maximum at $T^* = 160K$ attributed to magnetic domain dynamics in⁶³. Small dip of the curve at approximately $10K$ is interpreted as onset of long-range orbital order. It is reported^{65,66} that below $50K$ the curve FC2 shows a transition to noncollinear ferrimagnetism. In the present paper we consider that the red, vertical line indicates the onset of magnetization order of one of the chromium electrons at temperature ($160K$), the blue line ($60K$) -the second electron and the green one ($10K$) the third. The curves, FC1 and FC4, are phenomenological extrapolations based on our experience gained from the experimental and theoretical study of many other ferrimagnets.

transition, due to the onset of magnetic order of chromium electron and the spontaneous magnetization of the system increases and reaches the maximum at $60K$. It undergoes a second partial-order transition because of the onset of the magnetic order of the second Cr^{3+} electron anti-parallel to the iron one and the spontaneous magnetization of the system decreases. Alternatively it is reported^{65,66} that below $50K$ the system undergoes a transition to non-collinear ferrimagnetism. Important consequence is the emergence of multiferroic phase below $10K$. One expects that applying magnetic field, during preparation, the non-collinear order is suppressed and collinear ferrimagnetism is restored. At $10K$ the curve has neither dip nor increase, which means that applied magnetic field compensates Zeeman splitting of the third chromium electron. The FC1 curve in the middle is an extrapolation for the case when the magnetic field applied during the preparation compensates the Zeeman splitting energy of the Cr^{3+} electron. Therefore, in the temperature range ($60K - 170K$) only iron electrons contribute to the magnetization of the system. The extrapolation is based on our experimental and theoretical knowledge acquired in the study of other spinels. Increasing the applied, during preparation, magnetic field one obtains the magnetization-temperature curve FC3. It has two characteristic features: first the onset of the magnetism of iron and the first chromium electron is at the same temperature $T_N = 170K$, second the applied magnetic field exceeds the Zeeman splitting energy of the third chromium electron and its magnetic order becomes parallel to the iron magnetic moment. As a result, below $T = 10K$ the system undergoes partial-order transition, due to onset of the magnetic order of the third chromium electron and the spontaneous magnetization of the system increases. The last curve FC4 is an extrapolation for the case when the applied field compensates Zeeman splitting of the second Cr^{3+} electron.

Based on the analysis of Fig.4, we consider a spin-fermion model of $FeCr_2S_4$ spinel, with three bands describing t_{2g} chromium electrons and spin $s = 2$ operators for localized F^{2+} electrons. The iron-chromium exchange constants are antiferromagnetic, different for the three chromium electrons. Magnetic field in the Hamiltonian models the decrease of the Zeeman splitting during preparation of the material. We study the appearance and disappearance of superconducting states as a function of the field. The Hamiltonian of the model is

$$h = -t \sum_{\langle\langle ij \rangle\rangle_B} \sum_{\sigma, l} (c_{i\sigma l}^+ c_{j\sigma l} + h.c.) - H \sum_{i \in B, l} S_{il}^{zB} + \sum_{\langle ij \rangle, l} J_l \mathbf{S}_i^A \cdot \mathbf{S}_{jl}^B - J^A \sum_{\langle\langle ij \rangle\rangle_A} \mathbf{S}_i^A \cdot \mathbf{S}_j^A, \quad (27)$$

where $S_{il}^{\nu B} = \frac{1}{2} \sum_{\sigma\sigma'} c_{i\sigma l}^+ \tau_{\sigma\sigma'}^\nu c_{i\sigma' l}$, with the Pauli matrices (τ^x, τ^y, τ^z) , is the spin of the l th - t_{2g} chromium electron ($l = 1, 2, 3$) at the sublattice B site, \mathbf{S}_i^A is the spin operator of the localized iron electrons at the sublattice A

site. The sums are over all sites of a body centered cubic lattice, $\langle i, j \rangle$ denotes the sum over the nearest neighbors, $\ll ij \gg_A$ is a sum over all sites of sublattice A and $\ll ij \gg_B$ is a sum over all sites of sublattice B . The Heisenberg term ($J^A > 0$) describes ferromagnetic exchange between iron spins, and $J_l > 0$ are the antiferromagnetic exchange constants between iron and chromium spins. $H > 0$ is the "frozen" applied magnetic field in units of energy.

The compensation mechanism of the field induced superconductivity suggests that the formation of Cooper pairs is possible when Zeeman splitting of electrons is compensated by the applied magnetic field. We choose the exchange constants well separated $J_1 < J_2 < J_3$, so that if the magnetic field H compensates the Zeeman splitting of one of t_{2g} chromium electrons, it is far from the compensation of Zeeman energy of the other two electrons.

With this in mind, we can simplify our study. When the value of the "frozen" magnetic field is close to the Zeeman energy of one of t_{2g} chromium electrons, we can consider one band spin-fermion model of this electron instead of model (27). The contribution of dropped fermions can be accounted for by appropriate choice of the parameters. In this way we consider three independent, one band spin-fermion models. In momentum space representation, the Hamiltonians h_l ($l = 1, 2, 3$) have the form

$$h_l = \sum_{k \in B_r} \varepsilon_k a_k^+ a_k + \sum_{k \in B_r \sigma} \varepsilon_{k\sigma l} c_{k\sigma l}^+ c_{k\sigma l} + \frac{4J_l \sqrt{2s}}{\sqrt{N}} \sum_{kqp \in B_r} \delta(p - q - k) \cos \frac{k_x}{2} \cos \frac{k_y}{2} \cos \frac{k_z}{2} \left(c_{p\downarrow l}^+ c_{q\uparrow l} a_k + c_{q\uparrow l}^+ c_{p\downarrow l} a_k^+ \right),$$

with bose dispersion ε_k of spin ($s = 2$) iron magnons

$$\varepsilon_k = 2sJ^A (3 - \cos k_x - \cos k_y - \cos k_z), \quad (28)$$

and fermi $\varepsilon_{k\sigma l}$ dispersions of chromium electrons

$$\begin{aligned} \varepsilon_{k\uparrow l} &= -2t (\cos k_x + \cos k_y + \cos k_z) + \frac{8sJ_l - H}{2} \\ \varepsilon_{k\downarrow l} &= -2t (\cos k_x + \cos k_y + \cos k_z) - \frac{8sJ_l - H}{2}. \end{aligned} \quad (29)$$

The bosons ($a_k^+ a_k$) are introduced by means of Holstein-Primakoff representation of the spin-2 operators of localized iron electrons.

To proceed we account for the spin fluctuations of iron, and in static approximation obtain three effective four-fermion theories with Hamiltonians h_l^{eff} ,

$$h_l^{eff} = \sum_{k \in B_r \sigma} \varepsilon_{k\sigma l} c_{k\sigma l}^+ c_{k\sigma l} - \frac{1}{N} \sum_{k_i p_i \in B_r} \delta(k_1 - k_2 - p_1 + p_2) V_{k_1 - k_2}^l c_{k_1 \downarrow l}^+ c_{k_2 \uparrow l} c_{p_2 \uparrow l}^+ c_{p_1 \downarrow l} \quad (30)$$

and potentials

$$V_k^l = \frac{J_l^2 (1 + \cos k_x)(1 + \cos k_y)(1 + \cos k_z)}{J^A (3 - \cos k_x - \cos k_y - \cos k_z)} \quad (31)$$

The Hamiltonians in the Hartree-Fock approximation are

$$h_l^{HF} = \sum_{k \in B_r} \left[\varepsilon_{k\sigma l} c_{k\sigma l}^+ c_{k\sigma l} + \Delta_{kl} c_{-k\downarrow l}^+ c_{k\uparrow l} + \Delta_{kl}^+ c_{k\uparrow l} c_{-k\downarrow l} \right], \quad (32)$$

with gap functions

$$\Delta_{kl} = \frac{1}{N} \sum_{p \in B_r} \langle c_{-p\uparrow l} c_{p\downarrow l} \rangle > V_{p-k}^l \quad (33)$$

In terms of Bogoliubov excitations $\alpha_l^+, \alpha_l, \beta_l^+, \beta_l$, with dispersions

$$\begin{aligned} E_{kl}^\alpha &= \frac{1}{2} \left[\varepsilon_{k\uparrow l} - \varepsilon_{k\downarrow l} + \sqrt{(\varepsilon_{k\uparrow l} + \varepsilon_{k\downarrow l})^2 + 4|\Delta_{kl}|^2} \right] \\ E_{kl}^\beta &= \frac{1}{2} \left[-\varepsilon_{k\uparrow l} + \varepsilon_{k\downarrow l} + \sqrt{(\varepsilon_{k\uparrow l} + \varepsilon_{k\downarrow l})^2 + 4|\Delta_{kl}|^2} \right]. \end{aligned} \quad (34)$$

the gap equations have the form

$$\Delta_{kl} = -\frac{1}{N} \sum_{p \in B_r} V_{k+p}^l \frac{\Delta_{pl}}{\sqrt{(\varepsilon_{p\uparrow l} + \varepsilon_{p\downarrow l})^2 + 4|\Delta_{pl}|^2}} \times \left(1 - \langle \alpha_{pl}^+ \alpha_{pl} \rangle - \langle \beta_{pl}^+ \beta_{pl} \rangle\right), \quad (35)$$

where $\langle \alpha_{pl}^+ \alpha_{pl} \rangle$ and $\langle \beta_{pl}^+ \beta_{pl} \rangle$ are fermi functions for Bogoliubov fermions.

Having in mind that sublattices are simple cubic lattices and following the classifications for spin-triplet gap functions $\Delta_{-kl} = -\Delta_{kl}$, we obtained that the gap functions with T_{1u} configuration⁶⁰

$$\Delta_{kl} = \Delta_l (\sin k_x + \sin k_y + \sin k_z) \quad (36)$$

are solutions of the gap equations for some values of the applied, during the preparation, magnetic field and temperature. The dimensionless gaps Δ_l/J^A at zero temperature, as a function of H/H_1 where $H_1 = 8sJ_1$, are depicted in Fig.(5) for parameters $J_1/J^A = 2$, $J_2/J_1 = 1.4$, $J_3/J_1 = 1.8$ and $t/J^A = 1$.

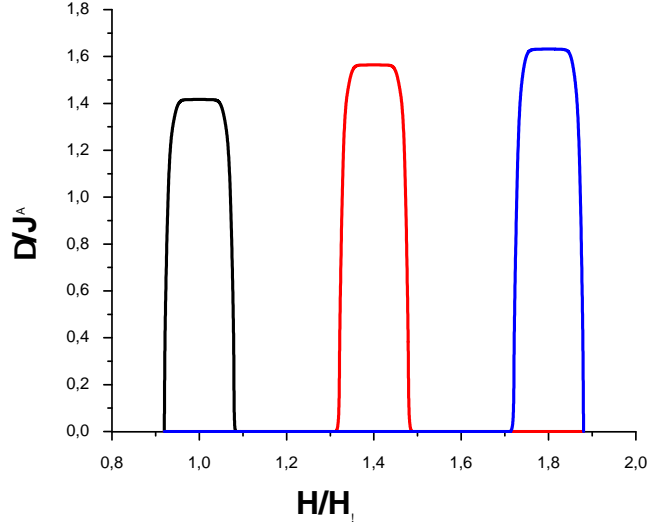


FIG. 5: (Color online) Sequence of superconducting states in field cooled $FeCr_2S_4$. The first state is realized near $H = H_1 = 2sJ_1$, the second one near $H = H_2 = 2sJ_2 = 1.4H_1$, and the third state near $H = H_3 = 2sJ_3 = 1.8H_1$.

The applied magnetic field H_1 compensates the Zeeman splitting of t_{2g} chromium electrons with minimum Zeeman energy (29). The Fig.(5) shows that near this value the above mentioned electrons form Cooper pairs and superconductivity emerges. Increasing the magnetic field we restore the Zeeman splitting with opposite sign and suppress the superconductivity. Further increasing the magnetic field, we reach $H_2 = 2sJ_2$ that compensates the Zeeman splitting of another t_{2g} electrons. Now, the Cooper pairs are formed by the second group electrons and the superconductivity is restored near $H/H_1 = H_2/H_1 = J_2/J_1 = 1.4$. This process continues until the magnetic field, applied during preparation, becomes equal to Zeeman energy of the third group of chromium electrons $H_3 = 2sJ_3$ and third superconductor state emerges near $H_3/H_1 = 1.8$. In that way we can create a sequence of superconducting states in field cooled $FeCr_2S_4$. Actually there are three different superconductors prepared applying, during preparation, different magnetic fields. In these compounds superconductivity coexist with the saturated magnetism of iron ions.

In summary, we have predicted the possibility to synthesize three different superconductors. The difficult moment is to apply a field which compensates the Zeeman splitting of one of the chromium electrons. A useful guidance is to do that are the curves depicted in figure (4). The curves FC1, FC2 and FC4 illustrate the three cases when one of chromium electrons is with compensated Zeeman splitting. They are well separated from the others which permits the exact choice of the applied, during preparation, magnetic field.

The spinel $FeCr_2S_4$ is well studied compound, but superconductivity has not been observed. The explanation is very simple. The focus of research is on colossal magnetoresistance effect (CMR)^{61,62} and on the existence of multiferroic phase. The investigation of CMR requires measurements of resistivity as a function of temperature, but

they are realized for ZFC materials only. In the rare cases, when measuring the resistivity of FC compounds, there is no clarity about the applied magnetic field. This can be achieved by simultaneous study spontaneous magnetization and resistivity as functions of temperature, which would lead to correct choice of field.

The experiments with spinel stimulate the study in detail some perspective antiferromagnets. Closest to the $FeCr_2S_4$ spinels are calcium manganese oxides ($CaMnO_3$). They are G-type antiferromagnetic insulators with Néel temperature $T_N = 350K$. As in the case with spinels, the electrons of the t_{2g} triplet contribute magnetic order. Experiments must be performed to show the degeneracy or non-degeneracy of the t_{2g} states, which will ultimately determine how to prepare the superconductor.

V. SUPERCONDUCTIVITY IN FIELD-COOLED Fe^{2+} IRON⁶⁷

An important advancement in the theory of ferromagnetic metals are the principles formulated by Zener. The third Zener's principle⁶⁸ is that the spin of an incomplete d shell is strongly coupled to the spin of the conduction electrons. This coupling tends to align the spins of the incomplete d shells in a ferromagnetic manner. Guided by the Zener's principle one can formulate the theory of ferromagnetic metals in terms of d electrons only. To match the experimental results for saturation magnetization in units of μ_B per lattice site $M = 2.217$, one has to consider a model with six d electrons. Five of them are localized and parallel oriented while the sixth one, in accordance with Pauli principle, is antiparallel aligned with respect to localized electrons.

We consider spin-fermion model of ferromagnetism and conductivity of Fe^{2+} iron. The five localized electrons are described by spin $s = 5/2$ spin operators, while the sixth electrons are fermions. The spin-fermion exchange is antiferromagnetic. To explain the magnetism and conductivity of the iron we invoke the Mott theory of the insulator-metal transition⁶⁹. It states that if the kinetic energy of the electron is high enough compared with Coulomb repulsion, doubly occupied states can be realized and respectively empty states. Then the hopping of the electrons realizes the electric transport and the material is metal. At the same time the doubly occupied and empty states are spin singlets, so that their existence effectively decreases the value of the magnetic moment of the sixth electrons. One can fix the parameters of fermion model so that the total magnetic moment per atom in units of Bohr magneton to match the experimental. measurement.

A. Ferromagnetism and conductivity of Fe^{2+} iron

The Hamiltonian of the 3d electrons of iron in Fe^{2+} state is

$$\begin{aligned} h &= h_1 + h_2 + h_3 \\ h_1 &= -t \sum_{\langle ij \rangle} (c_{i\sigma}^+ c_{j\sigma} + h.c.) + U \sum_i n_{i\uparrow} n_{i\downarrow} - \mu \sum_i n_i \\ h_2 &= J \sum_i \mathbf{S}_i^{it} \cdot \mathbf{S}_i^l \\ h_3 &= -J^l \sum_{\langle ij \rangle} \mathbf{S}_i^l \cdot \mathbf{S}_j^l. \end{aligned} \tag{37}$$

The spin operators \mathbf{S}_i^l are the spin-5/2 operators of the localized electrons, $c_{i\sigma}^+$ and $c_{i\sigma}$ ($\sigma = \uparrow, \downarrow$) are creation and annihilation operators for spin-1/2 Fermi operators of itinerant electrons, \mathbf{S}_i^{it} are the spin operators of the itinerant electrons, $U > 0$ is the Coulomb repulsion and μ is the chemical potential. The parameters J^l and J are positive and describe the ferromagnetic exchange between localized electrons (J^l) and the antiferromagnetic spin fermion exchange (J). The parameter J is characteristic of intra-atom interaction, while J^l features the exchange between two sites (two atoms). This is why J is much larger than J^l . Sums are over all sites of a body centered cubic (bcc) lattice.

To study the effects of hopping t and Coulomb repulsion U we represent the fermi operators $c_{i\sigma}^+, c_{i\sigma}$, spin operators \mathbf{S}_i^{it} and density operators $n_{i\sigma} = c_{i\sigma}^+ c_{i\sigma}$ of itinerant electrons by means of the Schwinger-bosons ($\varphi_{i,\sigma}, \varphi_{i,\sigma}^+$) and slave fermions (h_i, h_i^+, d_i, d_i^+). In this representation Coulomb term is quadratic and one can study its impact exactly. The spin operators of localized electrons $\mathbf{S}_i^l(a_j^+, a_j)$ are represented by means of Holstein-Primakoff representation where a_j^+, a_j are Bose fields.

The Hamiltonian of free (h_i, h_i^+, d_i, d_i^+) is

$$h_0 = \sum_k (\varepsilon_k^d d_k^+ d_k + \varepsilon_k^h h_k^+ h_k) \tag{38}$$

At half filling $\mu = U/2$ and dispersions adopt the form

$$\begin{aligned}\varepsilon_k^d &= -t\varepsilon_k + \frac{U}{2} + \frac{sJ}{2} \\ \varepsilon_k^h &= t\varepsilon_k + \frac{U}{2} + \frac{sJ}{2} \\ \varepsilon_k &= -8 \cos \frac{k_x}{2} \cos \frac{k_y}{2} \cos \frac{k_z}{2},\end{aligned}\tag{39}$$

where k runs over the first Brillouin zone of a bcc lattice.

At zero temperature the spin fluctuations are suppressed and the saturated magnetization is $M = s - m$. The experimental result for M is $M = 2.217$ in units of Born magneton. For $s = 5/2$, the magnetic moment of the itinerant electron is $m = 0.283 < 0.5$. The magnetization of the sixth electron (9) is $m < 0.5$ if charge carriers fermions h and d have Fermi surfaces ($\langle h_i^+ h_i \rangle + \langle d_i^+ d_i \rangle \neq 0$). Therefore the material is metal. The theoretical calculations show that $m = 0.283$ if the parameter $(Js + U)/(2t) = 1.78$.

We continue examining a field-cooled iron. If, during the preparation, we apply magnetic field along the magnetic order of localized 3d electrons the magnetization of these electrons arrive at their saturation, while the Zeeman splitting of itinerants electron decreases. The nontrivial point is that this is true and after switching off the magnetic field when the process is over³⁶⁻⁴³. To account for the effect we include "frozen" magnetic field adding a term $-H \sum_i S_i^{tz}$ in the Hamiltonian (37). Then the dispersions of the slave fermions (d, h) (39) adopted the form:

$$\begin{aligned}\varepsilon_k^d &= -t\varepsilon_k + \frac{U}{2} + \frac{sJ}{2} - \frac{H}{2} \\ \varepsilon_k^h &= t\varepsilon_k + \frac{U}{2} + \frac{sJ}{2} - \frac{H}{2},\end{aligned}\tag{40}$$

where $s = 5/2$. We consider a state prepared with applied magnetic field $H = H_c = U + sJ$. Then magnetic moment of itinerant electron is $m = 0$. By means of this field one prepares a quantum partial order (QPO) state, when the itinerant sixth 3d electron does not contribute the magnetization of the system and magnetic order is formed by the five localized 3d electrons. In QPO state the itinerant electrons do not form transversal spin fluctuations, and we can represent them by means of creation and annihilation operators in Hamiltonian (1). The Hamiltonian of iron in QPO state is

$$\begin{aligned}h^{QPO} &= -t \sum_{\langle ij \rangle} (c_{i\sigma}^+ c_{j\sigma} + h.c.) - J^l \sum_{\langle ij \rangle} \mathbf{S}_i^l \cdot \mathbf{S}_j^l \\ &+ \sqrt{\frac{s}{2}} J \sum_i (c_{i\downarrow}^+ c_{i\uparrow} a_i + c_{i\uparrow}^+ c_{i\downarrow} a_i^+),\end{aligned}\tag{41}$$

where a_i, a_i^+ are Bose operators from the Holstein-Primakoff representation of spin operators of localized electrons \mathbf{S}_i^l . In the spin-fermion interaction they are accounted for in linear approximation.

To study the superconductivity of iron, induced by spin fluctuations, we integrate out the bosons and obtain an effective four-fermion interaction. Then we proceed in the standard way to find the gap function equation.

The sums in Eq.(37) are over all sites of a body centered cubic (bcc) lattice. The first Brillouin zone of a bcc lattice is quite complicated and it is difficult to integrate over wave vectors. To circumvent this problem we introduce two equivalent simple cubic sub-lattices. Following the standard procedure one obtains the effective Hamiltonian in the Hartree-Fock approximation

$$\begin{aligned}h_{HF}^{f^4} &= \sum_k \left[\Delta_k^A c_{\downarrow-k}^{A+} c_{\uparrow k}^{A+} + \Delta_k^{A+} c_{\uparrow k}^A c_{\downarrow-k}^A \right. \\ &\left. + \Delta_k^B c_{\downarrow-k}^{B+} c_{\uparrow k}^{B+} + \Delta_k^{B+} c_{\uparrow k}^B c_{\downarrow-k}^B \right],\end{aligned}\tag{42}$$

where the gap functions of the wave vector k are defined by the equations

$$\begin{aligned}\Delta_k^A &= \frac{1}{N} \sum_p \langle c_{\uparrow-p}^A c_{\downarrow p}^A \rangle V_{p-k} \\ \Delta_k^B &= \frac{1}{N} \sum_p \langle c_{\uparrow-p}^B c_{\downarrow p}^B \rangle V_{p-k}.\end{aligned}\tag{43}$$

The potential $V(p - k) = V(q)$

$$V(\mathbf{q}) = \frac{J}{16J^l} \frac{1}{1 - \cos^2(\frac{q_x}{2}) \cos^2(\frac{q_y}{2}) \cos^2(\frac{q_z}{2})} \quad (44)$$

is the fermion binding potential result of transversal spin fluctuations of the 3d localized electrons. The wave vectors k and p run over the first Brillouin zone of a simple cubic lattice.

The two sublattices are equivalent, therefore the Hamiltonian should be invariant under the replacement $A \rightleftharpoons B$. This is true if

$$\Delta^A = \Delta^B = \Delta. \quad (45)$$

We set Δ in equation (42) and by means of the Bogoliubov transformation we rewrite the Hamiltonian in a diagonal form

$$h_{HF}^{f^4} = \sum_k E_k [f_k^{A+} f_k^A + f_k^{B+} f_k^B - \rho_k^{A+} \rho_k^A - \rho_k^{B+} \rho_k^B], \quad (46)$$

where

$$E_k = \sqrt{\varepsilon_k^2 + \Delta_k^2} \quad (47)$$

Bearing in mind Bogoliubov transformation we calculate the gap equation at zero temperature

$$\Delta_k = \frac{1}{2} \frac{1}{N} \sum_p \frac{\Delta_p}{\sqrt{\varepsilon_p^2 + \Delta_p^2}} V(p - k) \quad (48)$$

with

$$\Delta_k = \Delta (\sin k_x + \sin k_y + \sin k_z). \quad (49)$$

The dimensionless gap/ J (Δ/J) as a function of dimensionless hopping parameter (t/J) is depicted in figure (6) for different values of the parameter (J^l/J). The figure shows that superconductivity is suppressed when t/J and J^l/J increase. It is important to repeat that J is an intra-atomic exchange while t and J^l are exchanges between atoms, hence J is much larger than t and J^l . Therefore the small values of t/J and J^l/J are physical relevant. The figures show that this is the case of the factual superconductivity.

Another ferromagnet which can be treated in analogy of bcc Fe^{2+} is the fcc cobalt.

VI. DO NOT CONFUSE WITH JACCARINO-PETER COMPENSATION MECHANISM OF SUPERCONDUCTIVITY⁷⁰

The magnetic field induced superconductivity (FISC) is one more issue of special interest. Experimentally, (FISC) in the $H_{c2} - T$ phase diagram was observed in $Eu_xSn_{1-x}Mo_6S_8$ ⁷¹. The domain of superconductivity in $Eu_{0.75}Sn_{0.25}Mo_6S_8$ extends from 4 to 22 T at $T = 0$ and from $T = 0$ to $T = 1K$ at $H = 12T$ ⁷². The magnetic-field induced superconductivity was attributed to Jaccarino-Peter (JP) compensation mechanism⁷⁰. The idea is that in a ferromagnetic metal the conduction electrons are in an effective field due to the exchange interaction with the localized spins. It is in general so large as to inhibit the occurrence of superconductivity. For some systems the exchange interaction have a negative sign. This allows for the conduction electron polarization to be canceled by an external magnetic field so that if, in addition these metals possess phonon-induced attractive electron-electron interaction, superconductivity occurs in the compensation region. In more complicated cases superconductivity can occur in two domains: one extends from zero applied magnetic field to small field which suppress bose condensation of Cooper pairs and respectively superconductivity, and the other at the high field in the compensation region⁷². The experiments show that the compensation field is not affected by superconductivity.

A great deal of interest has been centered on the heavy fermions in cerium and uranium systems. The heavy-fermion system $CePb_3$ at zero field is an antiferromagnet. In⁷³ the authors report magnetic field of 14 T induces the system into the superconducting state below 0.20 K. Similarly, at 0.48 K, 15 T magnetic field drives the sample superconducting. The (FISC) in these compounds is considered to be due to the Jaccarino-Peter mechanism, extended to antiferromagnetic superconductors⁷⁴.

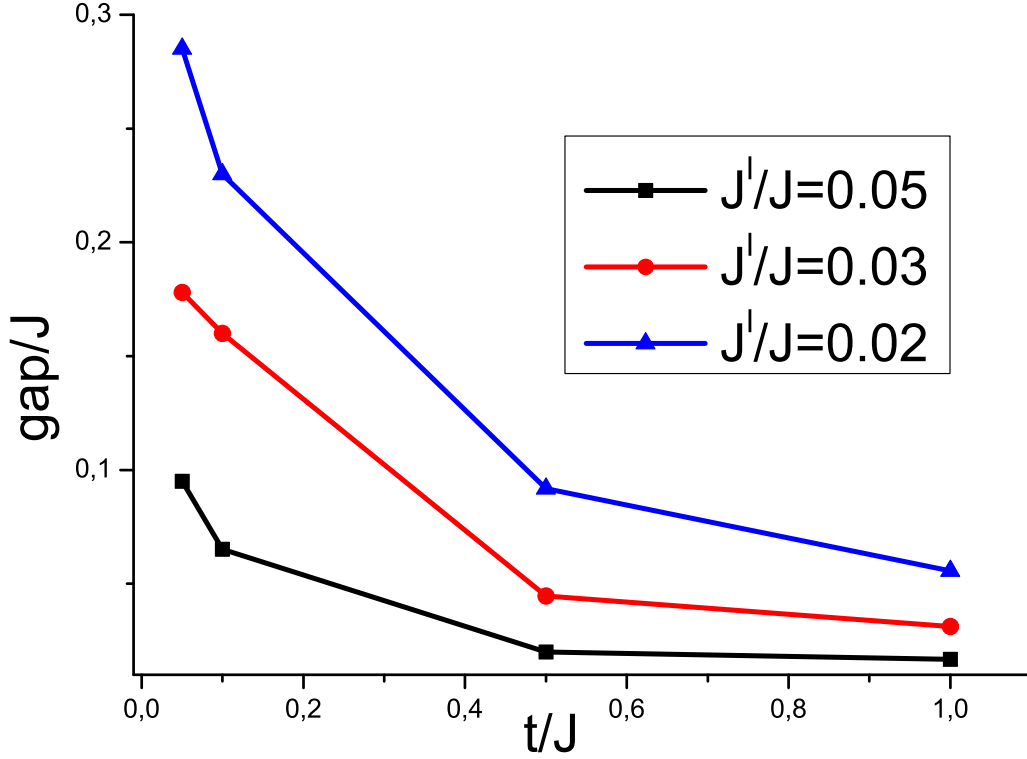


FIG. 6: The dimensionless gap/J (Δ/J) as a function of dimensionless hopping parameter t/J for different values of the dimensionless parameter J^l/J , where J^l is the exchange between the localized d-electrons and J is the exchange between the localized and itinerant d-electrons. The figure shows that superconductivity is suppressed when t/J and J^l/J increase.

URhGe displays ferromagnetism with magnetic moment oriented along the c -axis, and spin-triplet superconductivity at a lower temperature⁷⁵. In an external magnetic field along the b -axis perpendicular to c -axis, superconductivity disappears at about $H = 2T$. However, at higher magnetic fields, in the range from $8T$ to $13.5T$, it reappears again⁷⁶.

Finally, magnetic-field-induced superconductivity has been observed in organic superconductors⁷⁷⁻⁷⁹.

It is important to emphasize, that magnetic-field induced superconductivity disappears when the field is switched off.

-
- ¹ S. Saxena, P. Agarwal, K. Ahilan, F. M. Grosche, R. Haselwimmer, M. Steiner, E. Pugh, I. Walker, S. Julian, P. Monthoux, G. Lonzarich, A. Huxley, I. Sheikin, D. Braithwaite, and J. Flouquet, *Nature (London)* **406**, 587 (2000).
 - ² A. Huxley, I. Sheikin, E. Ressouche, N. Kernavanois, D. Braithwaite, R. Calemczuk, and J. Flouquet, *Phys. Rev. B* **63**, 144519 (2001).
 - ³ N. Tateiwa, K. Hanazono, T. C. Kobayashi, K. Amaya, T. Inoue, K. Kindo, Y. Koike, N. Metoki, Y. Haga, R. Settai, and Y. Onuki, *J. Phys. Soc. Jpn* **70**, 2876 (2001).
 - ⁴ G. Motoyama, S. Nakamura, H. Kadoya, T. Nishioka, and N. K. Sato, *Phys. Rev. B* **65**, 020510(R) (2001).
 - ⁵ C. Pfleiderer and A. D. Huxley, *Phys. Rev. Lett.*, **89**, 147005 (2002).
 - ⁶ Christian Pfleiderer, *Rev. Mod. Phys.* **81**, 1551 (2009).
 - ⁷ Dai Aoki, Kenji Ishida, and Jacques Flouquet, *J. Phys. Soc. Jpn.* **88**, 022001 (2019).
 - ⁸ N. W. Ashcroft, *Phys. Rev. Lett.* **21**, 1748 (1968).

- ⁹ N. W. Ashcroft, Phys. Rev. Lett. **92**, 187002 (2004).
- ¹⁰ P. Cudazzo, G. Profeta, A. Sanna, A. Floris, A. Continenza, S. Massidda, and E. K. U. Gross, Phys. Rev. **B** **81**, 134506 (2010).
- ¹¹ J. M. McMahon and D. M. Ceperley, Phys. Rev. **B** **84**, 144515 (2011).
- ¹² N. Bernstein, C. S. Hellberg, M. D. Johannes, I. I. Mazin, and M. J. Mehl, Phys. Rev. **B** **91**, 060511(R) (2015).
- ¹³ D. Duan, X. Huang, F. Tian, D. Li, H. Yu, Y. Liu, Y. Ma, B. Liu, and T. Cui, Phys. Rev. **B** **91**, 180502(R) (2015).
- ¹⁴ I. Errea, M. Calandra, C. J. Pickard, J. Nelson, R. J. Needs, Y. Li, H. Liu, Y. Zhang, Y. Ma, and F. Mauri, Phys. Rev. Lett. **114**, 157004 (2015).
- ¹⁵ A. P. Drozdov, M. I. Erements, I. A. Troyan, V. Ksenofontov, and S. I. Shylin, Nature **525**, 73 (2015).
- ¹⁶ A. P. Drozdov, P. P. Kong, V. S. Minkov, S. P. Besedin, M. A. Kuzovnikov, S. Mozaffari, L. Balicas, F. F. Balakirev, D. E. Graf, V. B. Prakapenka, E. Greenberg, D. A. Knyazev, M. Tkacz, M. I. Erements, Nature **569**, 528 (2019).
- ¹⁷ F. Hong et al., Chin. Phys. Lett. **37**, 107401 (2020).
- ¹⁸ Maddury Somayazulu, Muhtar Ahart, Ajay K. Mishra, Zachary M. Geballe, Maria Baldini, Yue Meng, Viktor V. Struzhkin, and Russell J. Hemley, Phys. Rev. Lett. **122**, 027001 (2019).
- ¹⁹ Elliot Snider, Nathan Dasenbrock-Gammon, Raymond McBride, Mathew Debessai, Hiranya Vindana, Kevin Vencatasamy, Keith V. Lawler, Ashkan Salamat, and Ranga P. Dias, Nature **586**, 373 (2020).
- ²⁰ Y. A. Troyan, et al., Adv. Mater. **2006832** (2021).
- ²¹ E. Snider et al., Phys. Rev. Lett. **126**, 117003 (2021).
- ²² D. V. Semenov et al., Materials Today **33**, 36 (2020).
- ²³ D. Zhou et al., Science Advances **6**, eaax6849 (2020).
- ²⁴ W. Chen et al., Nature Comm. **12**, 273 (2021).
- ²⁵ José A. Flores-Livas, Antonio Sanna, and E. K. U. Gross, Eur. Phys. J. **B** **89**, 63 (2016).
- ²⁶ L. P. Gor'kov, V. Z. Kresin, Colloquium: Rev. Modern Phys. **90**, 011001 (2018).
- ²⁷ Yue Meng, Viktor V. Struzhkin, and Russell J. Hemley, Phys. Rev. Lett. **122**, 027001 (2019).
- ²⁸ José A. Flores-Livas, Lilia Boeri, Antonio Sanna, Gianni Profeta, Ryotaro Arita, Mikhail Erements, Phys. Rep. **856**, 1 (2020).
- ²⁹ C. J. Pickard, I. Errea, M. I. Erements, Annu. Rev. Condens. Matter Phys. **11**, 1 (2020).
- ³⁰ J. G. Bednorz and K. A. Mueller, Z. Phys. B: Condens. Matter **64**, 189 (1986).
- ³¹ Y. Tokura et al, Nature (London) **337** 345 (1989).
- ³² D. M. Ginsberg (Eds.) Physical Properties of High Temperature Superconductivity, **Vols. 1–5**, World Scientific, Singapore, (1989 - 1996).
- ³³ E. Dagotto, Rev. Mod. Phys. **66** 763 (1994).
- ³⁴ P. W. Anderson, *The Theory of Superconductivity in the High- T_c Cuprates*, Princeton University Press, Princeton, (1997).
- ³⁵ Patrick Lee and Naoto Nagaosa, Rev. Mod. Phys., **78** 17 (2006).
- ³⁶ K. Adachi, T. Suzuki, K. Kato, K. Osaka, M. Takata and T. Katsufuji, Phys. Rev. Lett. **95**, 197202 (2005).
- ³⁷ Zhaorong Yang, Shun Tan, Zhiwen Chen, and Yuheng Zhang, Phys. Rev. **B** **62**, 13872 (2000).
- ³⁸ H. D. Zhou, J. Lu, and C. R. Wiebe, Phys. Rev. **B** **76**, 174403 (2007).
- ³⁹ V. O. Garlea, R. Jin, D. Mandrus, B. Roessli, Q. Huang, M. Miller, A. J. Schultz, and S. E. Nagler, Phys. Rev. Lett. **100**, 066404 (2008).
- ⁴⁰ S-H. Baek, K-Y. Choi, A. P. Reyes, P. L. Kuhns, N. J. Curro, V. Ramachandran, N. S. Dalal, H. D. Zhou, and C. R. Wiebe, J. Phys.: Condens. Matter **20**, 135218 (2008).
- ⁴¹ Kim Myung-Whun, J. S. Kim, T. Katsufuji, and R. K. Kremer, Phys. Rev. **B** **83**, 024403 (20011).
- ⁴² A. Kiswandhi, J. S. Brooks, J. Lu, J. Whalen, T. Siegrist, and H. D. Zhou, Phys. Rev. **B** **84**, 205138 (2011).
- ⁴³ A. Kismarahardja, J. S. Brooks, A. Kiswandhi, K. Matsubayashi, R. Yamanaka, Y. Uwatoko, J. Whalen, T. Siegrist, and H. D. Zhou, Phys. Rev. Lett. **106**, 056602 (2011).
- ⁴⁴ Q. Zhang, K. Singh, F. Guillou, C. Simon, Y. Breard, V. Caignaert, and V. Hardy, Phys. Rev. **B** **85**, 054405 (2012).
- ⁴⁵ Y. Nii, H. Sagayama, T. Arima, S. Aoyagi, R. Sakai, S. Maki, E. Nishibori, H. Sawa, K. Sugimoto, H. Ohsumi, and M. Takata, Phys. Rev. **B** **86**, 125142 (2012).
- ⁴⁶ Z. H. Huang, X. Luo, S. Lin, Y. N. Huang, L. Hu, L. Zhang, Y. P. Sun, Solid State Communications **159**, 88 (2013).
- ⁴⁷ Z. H. Huang, X. Luo, L. Hu, S. G. Tan, Y. Liu, B. Yuan, J. Chen, W. H. Song, and Y. P. Sun, Journal of Applied Physics **115**, 034903 (2014).
- ⁴⁸ Dina Tobia, Julián Milano, Maria Teresa Causa and Elin L. Winkler,
- ⁴⁹ V. G. Vaks, A. I. Larkin, and Y. N. Ovchinnikov, JETP Letters. **22**, 820 (1966).
- ⁵⁰ P. Azaria, H. T. Diep, and H. Giacomini, Phys. Rev. Lett. **59**, 1629 (1987).
- ⁵¹ R. Quartu and H. T. Diep, Phys. Rev. **B** **55**, 2975 (1997).
- ⁵² N. Karchev, Phys. Rev. **B** **77**, 012405 (2008).
- ⁵³ N. Karchev, J. Mag. Mag. Materials, **396**, 77 (2015).
- ⁵⁴ Naoum Karchev, J. Phys.: Condens. Matter **21**, 056008 (2009).
- ⁵⁵ Naoum Karchev, Phys. Rev. **B** **96**, 214409 (2017).
- ⁵⁶ Naoum Karchev, J. Phys. : Condens. Matter **33**, 495604 (2021).
- ⁵⁷ D. Schmeltzer, Phys. Rev. **B** **43**, 8650 (1991).
- ⁵⁸ M. Takahashi, Prog. Theor. Physics Supplement **87**, 233 (1986).
- ⁵⁹ M. Takahashi, Phys. Rev. Lett. **58**, 168 (1987).
- ⁶⁰ S. Raghu, S. A. Kivelson, and D. J. Scalapino, Phys. Rev. **B** **81**, 224505 (2010).
- ⁶¹ A. P. Ramirez, R. J. Cava, and J. Krajewsky, Nature **386**, 156 (1997).

- ⁶² Zhaorong Yang, Shun Tan, Zhiwen Chen, and Yuheng Zhang, *Phys. Rev. B* **62**, 13872 (2000).
- ⁶³ V. Tsurkan, O. Zaharko, F. Schrettle, Ch. Kant, J. Deisenhofer, H.-A. Krug von Nidda, V. Felea, P. Lemmens, J. Groza, D.vV. Quach, F. Gozzo and A. Loidl, *Phys. Rev. B* **81**, 184426 (2010).
- ⁶⁴ Masakazu Ito, YujiNagi, NaotoshiKado, ShinpeiUrakawa, TakuroOgawa, AkihiroKondo, Keiichi Koyama, KazuoWatanabe, KoichiKindo, *J. Mag. Mag. Mater.* **323**, 3290 (2011).
- ⁶⁵ L. Lin, H. X. Zhu, X. M. Jiang, K. F. Wang, S. Dong, Z. B. Yan, Z. R. Yang, J. G. Wan, and J.-M. Liu, *Sci. Rep.*, **4**, 6530 (2014).
- ⁶⁶ J. Bertinshaw, C. Ulrich, A.Günther, F. Schrettle, M. Wohlauser, S. Krohns, M. Reehuis, A. J. Studer, M. Avdeev, D. V. Quach, J. R. Groza, V. Tsurkan, A. Loidl, and J. Deisenhofer, *Sci. Rep.*, **4**, 6079 (2014).
- ⁶⁷ Naoum Karchev, *Eur. Phys. Letters*, **126**, 47001 (2019).
- ⁶⁸ C. Zener, *Phys. Rev.* **81**, 440 (1951).
- ⁶⁹ N. F. Mott, *Rev. Mod. Phys.* **40**, 677 (1968).
- ⁷⁰ V. Jaccarino and M. Peter, *Phys. Rev. Lett.* **9**, 290 (1962).
- ⁷¹ O. Fischer, M. Decroux, S. Roth and M. Sergent, *J. Phys. C* **8**, L474 (1975).
- ⁷² H. W. Meul, C. Rossel, M. Decroux, and O. Fischer, G. Remenyi and A. Briggs, *Phys. Rev. Lett.*, **54**, 2541 (1985).
- ⁷³ C. L. Lin, J. Teter, J. E. Crow, T. Mihalisin, J. Brooks, A. I. Abou-Aly, and G. R. Stewart, *Phys. Rev. Lett.*, **53**, 497 (1984).
- ⁷⁴ H. Shimahara, *J. Phys. Soc. Jpn.* **71**, 713 (2002).
- ⁷⁵ F. Hardy and A. D. Huxley, *Phys. Rev. Lett.* **94**, 24700 (2005).
- ⁷⁶ F. Lévy, I. Sheikin, B. Grenier, and A. Huxley, *Science* **309**, 1343 (2005).
- ⁷⁷ S. Uji, H. Shinagawa, T. Terashima, T. Yakabe, Y. Terai, M. Tokumoto, A. Kobayashi, H. Tanaka, and H. Kobayashi, *Nature (London)* **410**, 908 (2001).
- ⁷⁸ L. Balicas, J. S. Brooks, K. Storr, S. Uji, M. Tokumoto, H. Tanaka, H. Kobayashi, A. Kobayashi, V. Barzykin, and L. P. Gor'kov, *Phys. Rev. Lett.***87**, 067002 (2001).
- ⁷⁹ T. Konoike, S. Uji, T. Terashima, M. Nishimura, S. Yasuzuka, K. Enomoto, H. Fujiwara, B. Zhang, and H. Kobayashi, *Phys. Rev. B* **70**, 094514 (2004).