

A Collaborative Transfer Learning Framework for Cross-domain Recommendation

Wei Zhang
Meituan
Beijing, China
zhangwei180@meituan.com

Pengye Zhang
Meituan
Beijing, China
zhangpengye@meituan.com

Bo Zhang
Meituan
Beijing, China
zhangbo126@meituan.com

Xingxing Wang
Meituan
Beijing, China
wangxingxing04@meituan.com

Dong Wang
Meituan
Beijing, China
wangdong07@meituan.com

ABSTRACT

In the recommendation systems, there are multiple business domains to meet the diverse interests and needs of users, and the click-through rate(CTR) of each domain can be quite different, which leads to the demand for CTR prediction modeling for different business domains. The industry solution is to use domain-specific models or transfer learning techniques for each domain. The disadvantage of the former is that the data from other domains is not utilized by a single domain model, while the latter leverage all the data from different domains, but the fine-tuned model of transfer learning may trap the model in a local optimum of the source domain, making it difficult to fit the target domain. Meanwhile, significant differences in data quantity and feature schemas between different domains, known as domain shift, may lead to negative transfer in the process of transferring. To overcome these challenges, we propose the Collaborative Cross-Domain Transfer Learning Framework (CCTL). CCTL evaluates the information gain of the source domain on the target domain using a symmetric companion network and adjusts the information transfer weight of each source domain sample using the information flow network. This approach enables full utilization of other domain data while avoiding negative migration. Additionally, a representation enhancement network is used as an auxiliary task to preserve domain-specific features. Comprehensive experiments on both public and real-world industrial datasets, CCTL achieved SOTA score on offline metrics. At the same time, the CCTL algorithm has been deployed in Meituan, bringing 4.37% CTR and 5.43% GMV lift, which is significant to the business.

CCS CONCEPTS

• Information systems → Recommender systems; • Computing methodologies → Data mining.

Permission to make digital or hard copies of all or part of this work for personal or classroom use is granted without fee provided that copies are not made or distributed for profit or commercial advantage and that copies bear this notice and the full citation on the first page. Copyrights for components of this work owned by others than the author(s) must be honored. Abstracting with credit is permitted. To copy otherwise, or republish, to post on servers or to redistribute to lists, requires prior specific permission and/or a fee. Request permissions from permissions@acm.org.

KDD '23, August 6–10, 2023, Long Beach, CA, USA

© 2023 Copyright held by the owner/author(s). Publication rights licensed to ACM.
ACM ISBN 979-8-4007-0103-0/23/08...\$15.00
<https://doi.org/10.1145/3580305.3599758>

KEYWORDS

Recommendation Systems; Multi-Domain Recommendation; CTR Prediction

ACM Reference Format:

Wei Zhang, Pengye Zhang, Bo Zhang, Xingxing Wang, and Dong Wang. 2023. A Collaborative Transfer Learning Framework for Cross-domain Recommendation. In *Proceedings of the 29th ACM SIGKDD Conference on Knowledge Discovery and Data Mining (KDD '23)*, August 6–10, 2023, Long Beach, CA, USA. ACM, New York, NY, USA, 10 pages. <https://doi.org/10.1145/3580305.3599758>

1 INTRODUCTION

In online recommendation systems, traditional CTR prediction models[2][23][6][34][24][35] focus on a specific domain, where the CTR model serves only a single business domain after being trained with samples collected from this domain. At large e-commercial companies like Alibaba and Amazon, there are often many business domains that need CTR prediction to enhance user satisfaction and improve business revenue. Since different business domains have overlapping user groups and items, there exist commonalities among these domains [37]. Enabling information sharing is beneficial for learning the CTR model of each domain. Therefore, how to use cross-domain transfer learning to leverage information from the rich domains to help the poor domains has become one of the main research directions in the industry.

The common cross-domain modeling scheme in the industry mainly falls into two paradigms[22][32][5][36][17][14][20]: 1) union and mix up the source and the target samples, and then perform multi-task learning techniques to boost the performance in all domains; 2) pre-train a model using the mixed or the data-abundant source domain data, and then finetune it in the data-deficient target domain to fit the new data distribution. In the first approach, the domain-specific and domain-invariant characteristics are learned through different types of network designs, where the domain indicator is commonly used to identify domains. In the fine-tuning paradigm, the approach mainly argues that the data in the target domain is not enough to make the parameters to be fully trained. Therefore, in such opinions, the pre-train is necessary to train the parameters first, and then make the model converge to the optimum through the target domain data. The two paradigms have been proven to be effective in some scenarios, however, they may still fall short on some occasions, as we will discuss these limitations in the following.

For the multi-task learning solutions, all the source domain data is mixed up with the target ones, and they make the assumption that the model architecture could definitely identify the difference and similarities. However, this may be too idealistic. The user behaviors and item groups may be different as the domain changes, and the amount of data among domains can vary. Therefore, the training process can be easily dominated by data-abundant domains, resulting in insufficient training in sparse domains (i.e., **seesaw effect**[33][3][29]). As a result, such approaches are not friendly to sparser target domains.

For the pre-train and fine-tune solutions, the fine-tuning process is expected to make use of the trained parameters and guide the optimization through target samples. However, the optimal solution trained in the source domain may be a **local minimum** for the target domain (i.e., the non-optimal solution finetune problem[12][8]). The data distribution shift widely exists among domains, e.g., the click-through rate of the same item is different when it is displayed in different creative forms on different domains. When the parameters are well-trained to fit the source distribution, it is hard for the model to jump out and find a new suitable optimum in the target domain. Therefore, it is necessary to evaluate how much beneficial information the source can bring to the target.

In order to solve such problems caused by source domain samples in cross-domain modeling, we propose the CCTL (Collaborative Cross-domain Transfer Learning framework) algorithm. The CCTL algorithm mainly includes three parts: the Symmetric Companion Network, Information Flow Network, and Representation Enhancement Network. The symmetric companion network trains the mixed model (the target and source samples) and the pure model (only target samples). According to the difference in the effect of the two parts, it is evaluated whether the current source domain samples are helpful to the target domain. The information flow network transfers the sample weight calculated for each source sample and performs semantic alignment between domains. Finally, the representation enhancement network act as an auxiliary task to maintain the domain-specific characteristics in each domain.

The main contributions of this paper are as follows:

- We propose CCTL, a simple but effective cross-domain modeling framework. CCTL can select samples from the source domain that are beneficial to the target domain training and add them to the target domain training, reducing the introduction of invalid samples and noise samples.
- In order to evaluate the gain efficiency of information flow from the source domain to the target domain, we propose an Information Flow Network to evaluate the potential gain of each source domain sample to the target domain.
- We propose the Representation Enhancement Network, through contrastive learning, to allow the id embedding of the source domain and the target domain to accommodate as much different information as possible.
- We evaluate CCTL on the industrial production dataset and deploy it in the display advertising system of Meituan in 2022. The consistent superiority validates the efficacy of CCTL. Up to now, the deployment of CCTL brings 4.37% CTR and 5.43% GMV lift.

2 METHODOLOGY

In this section, we first introduce a general expression formulation for cross-domain CTR prediction. Next, we provide an overview of CCTL, explaining our approach broadly. Afterward, we delve into the details of each component through several subsections.

2.1 Problem Setup

We define the cross-domain CTR prediction problem as using data from one or multiple source domains to enhance the performance of the CTR model on the target domain. Specifically, we annotate an input sample X_i^d and the corresponding label information $y_i^d \in \{0, 1\}$ from domain $d \in \{s, t\}$, where s represents the source domain and t represents the target domain. The goal of cross-domain CTR prediction is to train a model using CTR samples from two business domains, namely the source domain sample set (X_i^s, y_i^s) and the target domain sample set (X_j^t, y_j^t) , to predict the click probability in the target domain.

The objective of the cross-domain CTR prediction problem can be formulated as equation (1), shown as follows:

$$\mathcal{J} = \text{minimize} \left\{ \frac{1}{N_t} \sum_{x_i \in X^t} \text{Loss}(y_i^t, f(x_i, \Theta_{\text{model}} | X_j^s, X_j^t)) \right\} \quad (1)$$

where x_i is a sample in the target sample set X^t , N_t is the number of target samples, y_i^t is the label information of the target domain, f is the model's function form, with input containing samples from both source and target domains (X^s and X^t) and model parameters Θ_{model} , Loss is the loss function over the target sample set X^t with N_t samples, where cross-entropy is commonly adopted in the CTR estimation problem.

2.2 Model Overview (CCTL)

The overall workflow of CCTL is shown in Figure 1. It is composed of three components: the Symmetric Companion Network (SCN), the Information Flow Network (IFN), and the Representation Enhancement Network (REN). The main purpose of SCN is to evaluate the information gain from the source domain samples to the target domain through the dual-tower framework. The role of IFN is to evaluate how much information can be brought by each source sample, and help the information to flow partially through an output weight. And the semantic field of source and target domains is also aligned by IFN. REN is an auxiliary component that tries to preserve the unique information of different domains through a contrastive design. The three components work together to make the best use of cross-domain information and optimize the model training.

2.3 Symmetric Companion Network

Main Description: Train the target domain network and detect negative transfer from the source domain. By designing a symmetrical structure, more useful information from source domain samples can be transferred to the target domain.

The source and target domains have similarities in terms of users and items, but their data distributions differ. There may be information noise from the source domain that can negatively impact

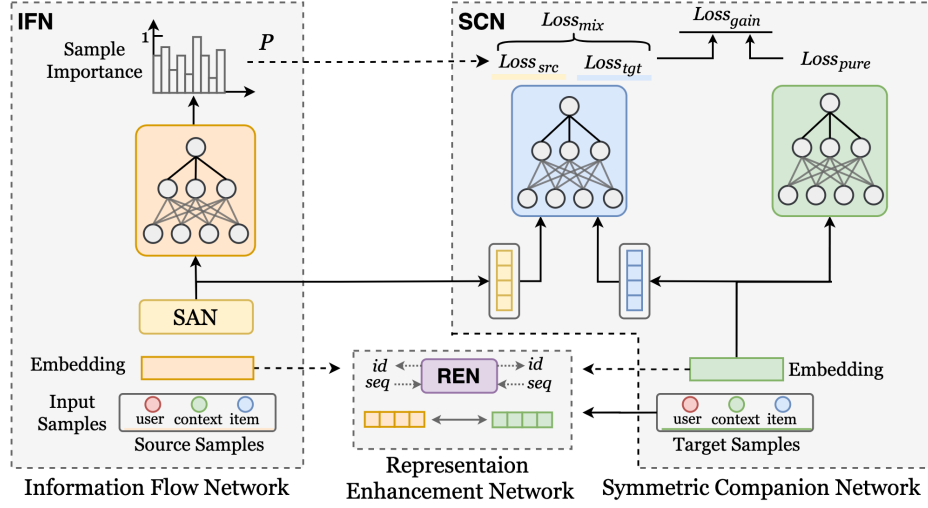


Figure 1: An overview of the CCTL model. a) Symmetric Companion Network (SCN) evaluates the information gain from the source domain samples to the target domain through the dual-tower framework. b) Information Flow Network (IFN) evaluates how much information can be brought by each source sample, and help the information to flow partially through an output weight. c) Representation Enhancement Network (REN) is an auxiliary component that tries to preserve the unique information of different domains through a contrastive design.

the target domain, causing a phenomenon known as the negative transfer. Simple transfer learning techniques like pre-training and fine-tuning or multi-task learning by combining all samples from both domains may not result in significant improvement, as the impact of source domain samples on the target domain is not evaluated. The main purpose of SCN is to identify negative transfer during training, and its principle will be explained in detail. The evaluation of source domain samples is primarily carried out by IFN, which will be covered in Section 2.4.

To accurately evaluate the impact of the source samples on the target domain, the straightforward approach is to compare the performance of a model trained on mixed domain samples to the one trained solely on the target domain. Then, the influence can be calculated as the difference in offline metrics between the two models. The SCN designed based on this concept adopts a dual-tower network architecture as shown in Figure 2. In SCN, one tower, referred to as the mixed tower, receives inputs from both the source and target domains simultaneously, while the other tower, referred to as the pure tower, only receives inputs from the target domain. In the view of the principle of the control variables, the difference between the mixed and pure towers is solely attributed to the impact of the source domain.

2.3.1 Feature Embedding. we encode features in different fields into one-hot encodings and map them to dense, low-dimensional embedding vectors suitable for deep neural networks. The attention mechanism is applied later for the embedded item id and user behavior sequence (item ids). We omit the attention mechanism details because it's not the key design in this paper, and can be replaced by other modeling strategies such as a sequential encoder, etc. Finally, the sample of the target domain is transformed into a vector representation \mathbf{v}_i^t , shown as follows:

$$\mathbf{v}_i^t = [\mathbf{e}_1 || \mathbf{e}_2 || \dots || \mathbf{e}_{n_t}] \quad (2)$$

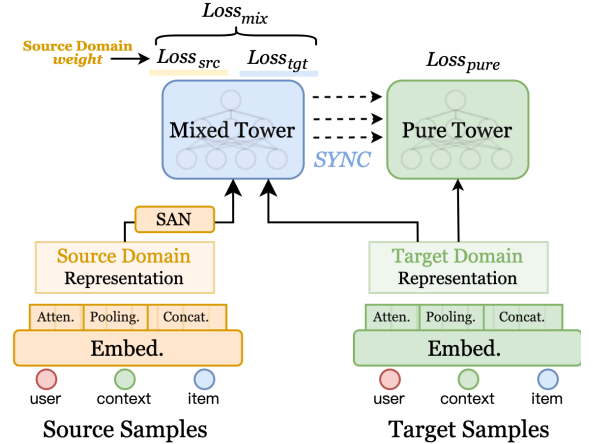


Figure 2: An illustration of the SCN component.

where n_t is the number of categorical features in the target domain, and $||$ denotes the vector concatenation operation. Similarly, we apply the same embedding techniques for the samples in the source domain.

It is worth noting that in real scenarios, there will be differences in the feature scheme of the source and target domains, which will cause the shapes of \mathbf{v}^t and \mathbf{v}^s to be inconsistent, thus preventing them from using the same network for training. This paper will use the semantic alignment network (SAN) structure in the information flow network (IFN) to process the Embedding of \mathbf{v}^s into the same shape as \mathbf{v}^t . See the IFN chapter in section 2.4 for more details.

2.3.2 Mixed Tower. As shown in Figure 2, the mixed tower will have two parallel data inputs, i.e., reading source domain samples and target domain samples simultaneously for training. In this way,

the loss of the mixed tower is calculated as follows:

$$\begin{aligned} Loss_{mixed} &= Loss_{src} + Loss_{tgt} \\ &= \sum_{x_i \in X^s}^{N_s} \mathbf{p}_i^s L(y_i^s, f(x_i, \Theta_{mixed})) \\ &\quad + \sum_{x_i \in X^t}^{N_t} L(y_i^t, f(x_i, \Theta_{mixed})) \end{aligned} \quad (3)$$

where x_i is the sample from the source or the target domain, f is short for the neural network operation, L denotes the loss function, and we use cross-entropy in this paper, and Θ_{mixed} is the trainable parameters in the mixed network. \mathbf{p}_i^s is the output of another component indicating the weight of each source sample, and we will discuss it in the next subsection. In this way, we can obtain a mixed tower trained jointly by the source domain and the target domain.

2.3.3 Pure Tower. The pure tower only reads the target samples, which are exactly the same as the target samples in the mixed tower, and the loss in the pure target domain is formulated as follows:

$$Loss_{pure} = \sum_{x_i \in X^t}^{N_t} L(y_i^t, f(x_i, \Theta_{pure})) \quad (4)$$

where $x_i \in X^t$ is the sample only from the target domain, and Θ_{pure} is the parameters in the pure tower. L_{pure} guides the back-propagation of the pure network during training, which is the same as the traditional single-domain training process. In this way, we can obtain a pure tower trained only by the target domain.

2.3.4 Impact of Source Domain. In SCN, the two towers (mixed and pure) have the same shape of network structure, learning rate, etc. The only difference is that the mixed tower additionally reads the samples of the source domain, and these source domain samples affect the network parameters in the mixed tower through the gradient of backpropagation. Therefore, we only need to use the same set of target domain samples to calculate the loss on the two towers, and the difference between the two losses is the impact result of the source domain. Fortunately, during the training process, the loss on the same target domain samples has already been calculated as $Loss_{pure}$ and $Loss_{tgt}$, so the information gain can be defined as follows:

$$\begin{aligned} r &= Loss_{gain} = Loss_{pure} - Loss_{tgt} \\ &= \sum_{x_i \in X^t}^{N_t} [L(y_i^t, f(x_i, \Theta_{pure})) - L(y_i^t, f(x_i, \Theta_{mixed}))] \end{aligned} \quad (5)$$

where N_t is the number of target samples, Θ_{pure} is the training parameter of the pure tower in SCN. The term r represents how much the loss reduces after the parameters are updated by additional source samples. When the information brought by the source domain samples is positive, the mixed tower in the SCN can predict more accurately. In particular, when predicting the same target domain samples, $Loss_{tgt}$ will be smaller than $Loss_{pure}$, and $r > 0$ at this time. Otherwise, the noisy information will result in $r \leq 0$, meaning that there is a negative transfer in the cross-domain training.

2.3.5 Parameter Synchronization. To reduce the offset caused by the two-tower learning route, we perform parameter synchronization every k steps, where $k = 1000$ in this paper, that is, synchronize the parameters of the mixed network to the pure network, so that $Loss_{mixed}/src/tgt/pure$ will not introduce too much noise due to network learning offset.

2.4 Information Flow Network

Main Description: Receive the reward and gradient updates from the SCN, and transmit source domain sample weights and representations. Since not all information from source domain samples is useful, so weighted transmission is necessary.

The SCN is capable of assessing negative transfer and detecting it during cross-domain training. As mentioned before, negative transfer in existing methods is often caused by misusing source domain samples, some of which are only partially useful for the target domain. For instance, a user's interests in movies and books may overlap, but not completely match due to differences in presentation format.

The main function of the information flow network (IFN) in figure 3 has three aspects: 1) Evaluate the potential profit coefficient of a single sample in the source domain for the target domain. 2) Consistent alignment of the evaluation goal with the goal of maximizing the effect of the target domain model. 3) Effective transfer of the information gained in the source domain to the target domain.

Note that IFN mainly predicts the benefit of a single source domain sample to the target domain, while SCN accurately evaluates the total benefit of the source domain based on the difference in the prediction accuracy of the two towers for the target domain. Conceptually, IFN is responsible for prediction and SCN is responsible for evaluation. In section 2.4.2, the role of SCN in helping IFN training will be explained in detail. In the following section 2.4.1, we will first discuss how to effectively transfer the information obtained in the source domain to the target domain.

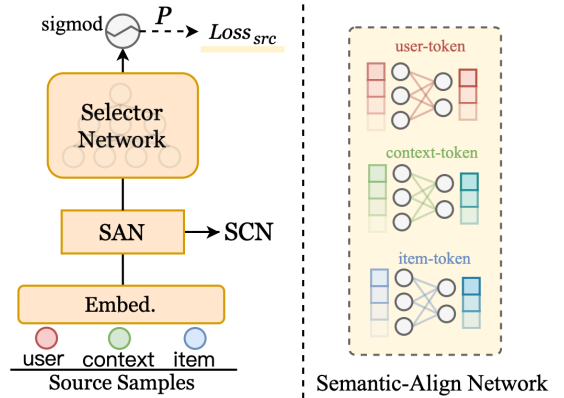


Figure 3: An illustration of the IFN component.

2.4.1 Semantic-Align Network. In this section, we will discuss the challenge of addressing the discrepancy in sample representation caused by the dissimilarities of features in different domains. In cross-domain transfer learning, it is crucial to effectively transfer information from the source domain to the target domain, however,

the mismatch of features can create a significant difference in sample representation. The number of features in various domains can be vastly different, leading to the discrepancy between the source and target domains in the SCN. Hence, a single mixed network cannot be utilized for samples from both domains.

Despite the challenges, transfer learning has proven to be a powerful tool in the fields of computer vision (CV) and natural language processing (NLP). The success of transfer learning is attributed to its ability to preserve cross-domain information through semantic tokens between different domains. In the field of CV, a token can be represented as pixels composing a point, line, or surface, while in NLP, a token can be represented as a word. When facing a new scenario, even though the problem form may change, these basic tokens remain highly consistent with the source task, allowing for knowledge transfer and application.

We consider users, items, and contexts as basic semantic tokens, meaning that users interact with items in specific contexts. This user-item-context relationship can be applied to any recommendation scenario. To handle this, we split the source domain sample vector representation \mathbf{v}_i^s into three separate tokens: \mathbf{v}_{user}^s , \mathbf{v}_{item}^s , and $\mathbf{v}_{context}^s$. Each token comprises features related to it. For example, the user token representation can be simplified as follows:

$$\mathbf{v}_{user}^s = [\mathbf{e}_{uid} || \mathbf{e}_{male} || \mathbf{e}_{ios}] \quad (6)$$

where \mathbf{e}_{uid} , \mathbf{e}_{male} , \mathbf{e}_{ios} are the embeddings of user-id, gender, and device type respectively.

In order to achieve the alignment of the source domain to the target domain, we design a special compression network. The input shape of this network is equivalent to the source domain semantic token, and the output shape is equivalent to the corresponding target domain semantic token:

$$\mathbf{v}_{user}^t = MLP(\mathbf{v}_{user}^s) \in \mathbb{R}^{dim_{user}^t} \quad (7)$$

where dim_{user}^t is the dimension of embedded user features in the target domain, and MLP is a set of DNN layers with activation functions. The transformed source sample representations have the same dimensionality as the target domain and are aligned at the semantic token granularity. In this way, the subsequent source domain can use the same network as the target domain for later processing.

But it has to be mentioned that if in an ideal multi-domain environment, the source domain and the target domain use exactly the same features, then this part of the SAN structure can be ignored, that is, the source domain can be directly used without additional semantic token mapping. The original embedding result of the domain is enough.

2.4.2 Selector Network. The selector network is mainly responsible for evaluating the information gain of the source domain samples for the target domain. Regarding the network design, this paper uses a multi-layer MLP network, with the last layer using the sigmoid activation function:

$$\mathbf{p}_i^s = \frac{1}{1 + \exp(-W_m h_{m-1} + b_m)} \quad (8)$$

where m is the number of the DNN layers, h_{m-1} is the output of the last DNN layer, and W_m and b_m are the params to be trained.

In the previous SAN structure, the source domain sample \mathbf{v}_i^s has been obtained and fed into the dual-tower to obtain the final information gain evaluation.

Through the weight \mathbf{p}_i^s of IFN, the loss on each source sample is dynamically adjusted. The network parameters in SCN are thus updated through gradient from both the target domain and weighted source domain, so the information from the source domain can be "**partially adapted**" to the target.

The selector network itself has no explicit labels, i.e., there is no label information to indicate whether a source sample is suitable for the target or not. Recall that in the SCN structure, it is already possible to evaluate the gain increase r of a batch of source domain samples for the target domain, but this gain r is a scalar value, which cannot correspond to each source domain sample one-to-one, and thus cannot use the traditional stochastic gradient descent to get updated. But fortunately, there are already mature solutions to such problems in the field of reinforcement learning, which can be updated through reinforcement learning algorithms.

The term r_k can be regarded as the reward, where k is the batch indicator. The accumulated reward can be defined as $r^{accu} = r_k + \gamma * r_{k+1} + \dots + \gamma^{n-k} * r_n$, where r_n is the reward of the last batch and γ is the weight factor and is set to 0.80 uniformly.

Finally, we adopt REINFORCE[25] algorithm to update the IFN component, and the parameters are updated as follows:

$$\Theta_{ifn} \leftarrow \Theta_{ifn} + \alpha \frac{1}{N} \sum_{i=1}^{N_s} \nabla \Theta_{ifn} \log(\mathbf{p}_i^s) r^{accu} \quad (9)$$

where Θ_{ifn} is the parameter of the IFN, \mathbf{p}_i^s is the output weight for the i th source sample, r^{accu} is the accumulated reward, and α controls how much influence the source samples should have on the target domain. Like this, the r^{accu} is regarded as the indirect loss part. In order to make the gradient update of the selector more stable, we accumulate the reward r^{accu} and perform the gradient return of the IFN every 1000 steps, so as to avoid excessive fluctuation of the batch effect and stabilize the parameter update process.

With the symmetric design of SCN, we are able to evaluate the information gain of source domain samples. When the information gain brought by the sample is positive, the mixed tower in SCN can predict the target more accurately, so that $Loss_{tgt}$ decreases, and the reward is positive, that is, the reward encourages IFN to increase this weight on such source samples. Similarly, when the sample has a negative impact on the target domain, $Loss_{tgt} > Loss_{pure}$, the reward is negative, and the selection strategy of IFN will be corrected when the gradient is updated.

2.5 Representation Enhancement Network

Main Description: Use contrastive learning strategies to distinguish the similarity and differences between samples from different domains, so as to reduce the harmful impact of domain-specific knowledge in the source domain on the target domain.

In the paradigm of transfer learning, we have found through practice that a single embedding representation cannot fully cover cross-domain meaning when the differences between domains are large. Because each domain has its own unique knowledge, even for the same item in different domains. For example, in the search and feed scenarios, the search domain has query information, while the

feed domain does not. Therefore, we attempt to retain some domain-specific knowledge during the transfer process to accommodate situations where the source and target domains have significant differences. Specifically, in our scenario, our approach is mainly based on the following two ideas:

Maximizing the similarity between sequence embedding.

For the same user, although there are differences in the behavior sequences in different domains, the user’s interest remains stable and is expressed through different heterogeneous sequence representations in different domains. Therefore, we believe that the user representations between different domains should be kept as consistent as possible. User representations mainly consist of sequence features, so we believe that it is necessary to maximize the similarity between sequence embeddings.

Minimizing the similarity between ID embedding.

Based on maximizing user similarity, we also want to retain the unique information of each domain, expecting to provide differentiated information from the source domain to the target domain. ID Embedding is a microscopic representation of a domain, so we try to control the differentiated representation of the same ID between different domains, thereby retaining more additional information.

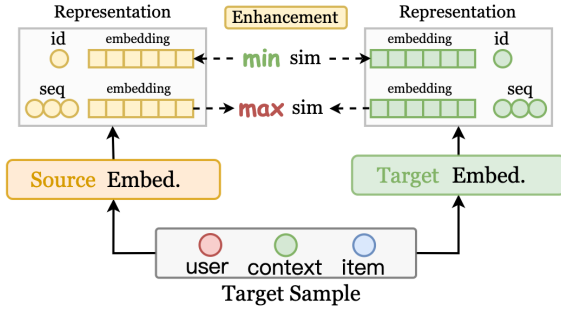


Figure 4: An illustration of the REN component.

As illustrated in Figure 4, we proposed the Representation Enhancement Network (REN) to address the above ideas. These two ideas act as constraints, somewhat similar to minimax game design, can be formalized as follows:

$$\begin{aligned} & \min [sim(\mathbf{v}_{id}^s, \mathbf{v}_{id}^t)] \\ & \max [sim(\mathbf{v}_{seq}^s, \mathbf{v}_{seq}^t)] \end{aligned} \quad (10)$$

where \mathbf{v}_{id}^s is the id embedding after source domain embedding lookup, and \mathbf{v}_{id}^t is the target one. \mathbf{v}_{seq}^s is for the sequence embedding. In particular, for the sequence embedding, we use the average pooling for the user behavior id sequence. sim is the similarity metric, where we use the normalized cosine similarity for simplicity as is shown:

$$sim(\mathbf{v}_i, \mathbf{v}_j) = \frac{\mathbf{v}_i \cdot \mathbf{v}_j}{\|\mathbf{v}_i\|_2 \cdot \|\mathbf{v}_j\|_2} \quad (11)$$

where $\|\cdot\|_2$ is the length in Euclidean space for the vector. The term evaluates how similar are the two vectors. The loss formula can be expressed as follows through an equivalent transformation while optimizing both max and min at the same time:

$$Loss_{ren} = sim(\mathbf{v}_{id}^s, \mathbf{v}_{id}^t) - sim(\mathbf{v}_{seq}^s, \mathbf{v}_{seq}^t) \quad (12)$$

The auxiliary loss of REN is added to the SCN and acts as an assistant to help the mixed tower better recognize the domain-specific and invariant features. The main idea of the dual embedding design is to maintain the differences between domains, and also, the separation of embedding also avoids possible conflicts of different encoding among domains.

3 EXPERIMENTS

In this section, extensive offline and online experiments are performed on both the large-scale recommender system in Meituan and public benchmark datasets to answer the following research questions:

RQ1 Does our proposed method outperform the baseline methods?

RQ2 How does each part of our CCTL model work?

RQ3 How does the model perform when deployed online?

Before presenting the evaluation results, we first introduce the experimental setup, including datasets, baselines, metrics, and parameter settings.

3.1 Experimental Setup

3.1.1 Datasets. We adopt public datasets and industrial datasets to comprehensively compare CCTL models and baseline models. The statistics of the datasets are shown in Table 1.

Amazon dataset: This dataset has been widely used to evaluate the performance of collaborative filtering approaches. We use the two largest categories, Books and Movies&TV, to form the cross-domain datasets. We convert the ratings of 4-5 as positive samples. The dataset we used contains 979,151 user-book ratings and 432,286 user-movie ratings. There are 61,437 shared users, 835,005 books, and 368,953 movies. We aim to improve the movie-watching domain recommendation (as the target domain led from knowledge). The statistics are summarized in the table, and hence we hope to improve the target domain performance by transferring knowledge from source domains.

Taobao dataset: This dataset was first released by Alibaba-Taobao and is widely used as a common benchmark in CTR prediction tasks. It is a user behavior log for Taobao mobile application, including click, purchase, add-to-cart, and favorite behaviors. This dataset involves 987,994 users and 4,162,024 items. We rank according to the number of samples under each category, divide the top 70% categories as the source domain, and the remaining categories as the target domain.

Industrial dataset: This dataset is an industrial dataset collected by Meituan App which is one of the top-tier mobile Apps in our country. It is much larger than the Amazon and Taobao public datasets. In the source domain, the data contains the sample information of the user on the list page, involving 230M users and 1.1M items, where M is short for 10^6 . The target domain mainly includes 183M users and 0.7M items. There is an intersection between the two domains on users and items, which are 67.83% and 70.26% respectively.

3.1.2 Baselines. We compare both single-domain and cross-domain methods. Existing cross-domain methods are mainly proposed

Table 1: Statistics of public and industrial datasets.

| Datasets | Source Domain | | | Target Domain | | |
|----------|---------------|------------|------------|---------------|------------|------------|
| | Users | Items | Samples | Users | Items | Samples |
| Amazon | 61,437 | 835,005 | 979,151 | 61,437 | 368,953 | 432,286 |
| Taobao | 690,006 | 69,386,796 | 70,000,525 | 296,716 | 29,436,098 | 30,150,807 |
| Meituan | 230M | 1.1M | 1200M | 183M | 0.7M | 250M |

for cross-domain recommendation and we extend them for cross-domain CTR prediction when necessary (e.g., to include attribute features rather than only IDs and to change the loss function).

A. Single-Domain Methods.

- LR. Logistic Regression[20]. It is a generalized linear model.
- DNN. Deep Neural Network[1]. It contains an embedding layer, a fully connected layer(FC), and an output layer.
- DeepFM. DeepFM model[6]. It combines factorization machine(FM, the wide part) and DNN (the deep part), thus modeling multi-order feature interactions.
- DIN. Deep Interest Network model[35]. It models dynamic user interest based on historical behavior sequences.
- AFM. Attentional Factorization Machine[26]. It learns the weight of feature interactions through an attention design.

B. Cross-Domain Methods.

- Finetune. Finetune Network[31]. A typical transfer learning method in the field of CTR prediction trains on the source domain and finetunes the networks in the target domain.
- DANN. Domain-Adversarial Neural Network[5]. It maps the source and the target domain to the same space through the adversarial network and a gradient flip design, so that the domain-invariant information can be learned.
- CoNet. Collaborative cross Network[9]. The cross-connection units are added on MLP++ to enable the knowledge to transfer among domains.
- MiNet. Mixed Interest Network[17]. It jointly models long and short-term interest in the source domain with a short-term interest in the target domain.
- STAR. An industrial framework using star topology design[22], which models different domains of CTR as multi-task learning.
- CCTL. CCTL is the proposed approach in this paper.

3.1.3 Parameter Settings. We set the dimension of the embedding vectors for each feature as embedding dim = 8. We set the number of fully connected layers in neural network-based models as L=4, where the industrial dataset is [1024, 512, 128, 1] and the public dataset is [256, 128, 32, 1]. For the industrial dataset, the batch size is set to 8192, while set to 128 for the Amazon and Taobao datasets. All the methods are implemented in Tensorflow and we use Adam[4] as the optimization algorithm uniformly. Each method has been run 3 times and the reported are the average results.

3.1.4 Metrics. We evaluate the CTR prediction performance with two widely used metrics. The first one is the area under the ROC curve (AUC) which reflects the pairwise ranking performance between click and non-click samples. The other metric is log loss, which is to measure the overall likelihood of the test data and

has been widely used for classification tasks. At the same time, We deploy models online in real industrial systems. Our online evaluation metric is the real CTR($CTR = \frac{\#click}{\#pages}$) which is defined as the number of clicks over the number of impressions and GMV($GMV = 1000 * \frac{\#pay\ amount}{\#pages}$) which represents the revenue amount per thousand impressions, as an evaluation metric in our A/B tests.

3.2 RQ1: Does our CCTL model outperform the baseline model?

We evaluate the performance of CCTL and baseline models on three datasets. The performances of single-domain and multi-domain are compared simultaneously. The single-domain model is introduced for two purposes: 1) to explain the limitations of the current single-domain, and show the non-optimal finetune problem; 2) to make an intuitive comparison with the multi-domain model. From Table 2, we have the following observations:

In single-domain, the more complex the model, the better the effect, but its marginal returns show diminishing status. At the same time, we noticed that as the computational complexity of the model increases, the benefit of AUC increases to a marginally diminishing state, especially when both DIN and AFM adopt variants based on the attention structure, and the performance improvement is limited. Our analysis may be based on the current model complexity, which is gradually approaching the amount of information contained in the sample, resulting in limited effect improvement.

For cross-domain methods, the overall effect is better than single-domain ones, and the benefits of cross-domain information flow are better than the increase in the complexity of a single model. However, the finetune model may not be better than the traditional single model (for example, on the Meituan dataset, its effect basically slightly worse than DIN and AFM), we think the reason is the non-optimal solution finetune problem mentioned above. CoNet introduces cross-connection units to enable dual knowledge transfer across domains. DANN maps the source and target domains to the same space through an adversarial network and gradient flip design so that the samples in the source domain similar to the target can be integrated. However, these two methods also introduce higher complexity and random noise, because all samples are used indiscriminately. The MiNet method starts from the perspective of information flow from the source domain to the target domain, tries to split information from a long-term and short-term perspective, and transfers interest information from the source domain through a specific network structure. But the domain-specific info is not considered, and it lacks the ability to filter and constrain the information on the source domain. The STAR method adopts separate MLPs to tackle multiple domains, while we see the negative transfer in Meituan and Taobao datasets, which is probably caused by

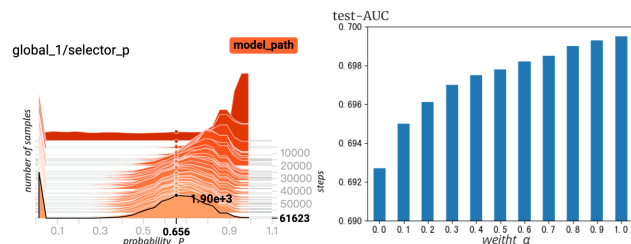
Table 2: Experimental results on different methods.

| Domains | Model | Meituan | | Amazon | | Taobao | |
|---------------|----------|---------------|---------------|---------------|---------------|---------------|---------------|
| | | AUC | Loss | AUC | Loss | AUC | Loss |
| Single Domain | LR | 0.6805 | 0.5589 | 0.7421 | 0.4677 | 0.7907 | 0.3894 |
| | DNN | 0.6876 | 0.5537 | 0.7456 | 0.4448 | 0.7953 | 0.3741 |
| | DeepFM | 0.6893 | 0.5497 | 0.7473 | 0.4432 | 0.7962 | 0.3724 |
| | DIN | 0.6932 | 0.5468 | 0.7480 | 0.4454 | 0.8095 | 0.3692 |
| | AFM | 0.6923 | 0.5457 | 0.7460 | 0.4492 | 0.7990 | 0.3854 |
| Cross Domain | Finetune | 0.6921 | 0.5452 | 0.7564 | 0.4381 | 0.8280 | 0.3585 |
| | DANN | 0.6946 | 0.5404 | 0.7610 | 0.4331 | 0.8420 | 0.3601 |
| | CoNet | 0.6942 | 0.5416 | 0.7621 | 0.4332 | 0.8418 | 0.3666 |
| | MiNet | 0.6953 | 0.5377 | 0.7665 | 0.4305 | 0.8447 | 0.3640 |
| | STAR | 0.6945 | 0.5391 | 0.7672 | 0.4298 | 0.8440 | 0.3643 |
| | CCTL | 0.7001 | 0.5288 | 0.7790 | 0.4230 | 0.8521 | 0.3578 |

domain shifts. In contrast, our proposed CCTL use an information flow network to provide filtered and beneficial samples to the target domain. Apart from the alignment for semantic tokens, we further use a representation enhancement network to maintain the domain differences. Therefore, the performance in the target domain can be improved compared with baselines.

3.3 RQ2: How does each part of our CCTL model work?

A. Effect of the Selector Network. We evaluate the role of the Selector Network in IFN in two ways on the Meituan dataset. Firstly, we track the output sample weight P of the selector during the training process, then plot the distribution histogram in tensorboard. The horizontal axis is the selector output probability, the vertical axis is the number of samples, and the right side is marked as the steps of model training. As can be seen from Figure 5(a), the distribution changes when training, and finally most of the samples form a similar Gaussian distribution with an average of $P=0.656$. And some of the source domain samples are not selected ($P=0$ on the left). This shows that the probability of the selector network is gradually learned as the model is trained.



(a) Selector P 's trend in training. (b) Sensitivity for selector weight.

Figure 5: The effect evaluation of the Selector Network.

Secondly, we adjust the weight parameter α in eq (9) of the selector network, where $\alpha \in [0, 1]$. By adjusting α the importance of the selector network can be changed. When α is 0, it degenerates into an ordinary multi-domain sample task. As can be seen from Figure 5(b), when the size of α is changed from small to large, the effect test-AUC in the target domain shows a growing trend, and

as α continues to approach 1, the effect growth slows down. This shows the selector has a positive influence on the model.

B. Effect of different modules. In the proposed CCTL framework of this paper, IFN and REN can be viewed as auxiliary tasks to assist the main module SCN in training the target domain. Therefore, in order to verify their impact, we conducted ablation experiments on the IFN and REN modules respectively. The results of the ablation experiments are shown in table 3.

Table 3: The ablation study for the components in CCTL.

| Ablations | AUC | LogLoss |
|--------------|--------|---------|
| CCTL w/o IFN | 0.8385 | 0.3647 |
| CCTL w/o REN | 0.8493 | 0.3602 |
| Full CCTL | 0.8521 | 0.3578 |

It can be seen from table 3 that the effect of removing IFN is greater than that of releasing REN. Removing IFN means using all source domain samples for training. In this case, the model's performance is only slightly better than that of the Finetune, which indicates that using source domain samples indiscriminately is not a wise choice. When the REN module is removed, the representations of different domains may be close to each other, resulting in a lack of discrimination between different domains. Through the above ablation experiments, the necessity of IFN and REN has been demonstrated, and it is shown that IFN contributes more benefits, indicating that the selection and weighting of source domain samples are very important.

3.4 RQ3: How does the model perform when deployed online?

We deployed CCTL in Meituan App, where the ad serving system architecture is shown in Figure 6. It is worth noting that although we involved multiple network structures during offline training when serving online, we only need to use the pure tower in SCN (note: the parameters in the mixed tower have been synchronized to the pure tower during training), i.e., just export the network of target domain in the online model service. In this way, we ensure that its model complexity is equivalent to that of the online model, without adding additional calculations to the online service.

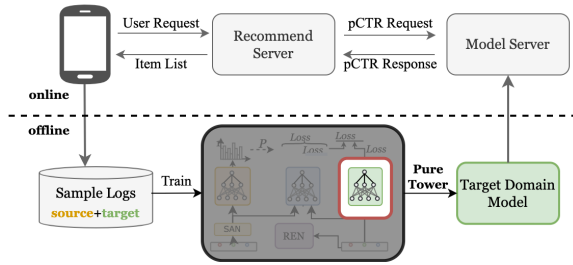


Figure 6: Architecture of the online deployment with CCTL.

We conducted online experiments in an A/B test framework over three months during Sep.2022 - Dec. 2022, where the base serving model is a variant of DIN according to our business characteristics. Our online evaluation metric is the real CTR ($CTR = \frac{\#click}{\#pages}$) which is defined as the number of clicks over the number of impressions and GMV ($GMV = 1000 * \frac{\#pay\ amount}{\#pages}$) which represents the revenue amount per thousand impressions. A larger online CTR indicates the enhanced effectiveness of a CTR prediction model. The online A/B test shows that CCTL leads to an increase of online CTR of 4.37% and GMV of 5.43% compared with the base model. This result demonstrates the effectiveness of CCTL in practical CTR prediction tasks. After the A/B test, CCTL serves the main ad traffic in Meituan App.

4 RELATED WORKS

Our paper belongs to the field of cross-domain CTR prediction and has close ties to single-domain CTR prediction. In this section, we provide a brief overview.

Cross-Domain CTR Prediction: Cross-domain learning refers to a technique that enhances the performance of a target domain by incorporating knowledge from source domains. This is accomplished through various algorithms, including transfer learning[16], multi-task learning[33], and multi-view learning[30]. These methods aim to transfer knowledge in a deep manner, allowing multiple base networks to benefit from each other, and provide more flexible representation transfer options. Cross-domain learning is useful for various applications, including computer vision, natural language processing, and recommendation systems, where data and tasks across domains are related. In the CTR prediction field, STAR[22] tries to mix multiple sources of data for training a unified model. CoNet[9] aims to make cross-domain information flow more efficiently by enabling dual knowledge transfer through cross-mapping connections between hidden layers in two base networks. MiNet[17] further divides multiple sources into long-term and short-term interests and directly models cross-domain interests. Under the paradigm of union training, the DASL[14] model includes both the dual embedding and dual attention components to jointly capture cross-domain information. Meanwhile, AFT[7] learns feature translations between different domains within a generative adversarial network framework.

Data sparsity[15] is also a classic problem that Cross-Domain Recommendation seeks to solve. This may be due to the sparsity of the target domain data itself, or to local sparsity caused by the long-tail effect and cold-start effect. Commonly used methods for

such problems involve using data from the source domain to address the sparsity of target domain data. For example, ProtoCF[21] efficiently transfers knowledge from arbitrary base recommenders by extracting meta-knowledge to construct discriminative prototypes for items with very few interactions. PTUPCDR[38] proposes that a meta-network fed with users' characteristic embeddings is learned to generate personalized bridge functions for achieving personalized transfer of user preferences. TLCIOM[11] uses domain-invariant components shared between dense and sparse domains to guide neural collaborative filtering to achieve information flow from one dense domain to multiple sparse domains. CCDR[28] and SSCDR[10] address the problem of the cold-start domain lacking sufficient user behaviors through techniques such as contrastive learning and semi-supervised learning.

All these approaches tried different ways of separating domain info, or integrating the source samples through different model architectures, while few of them focus on the information weight of the source sample, which is the key point this paper addresses.

Single-Domain CTR Prediction: CTR prediction models have shifted from traditional shallow approaches to modern deep approaches. These deep models commonly use embedding and MLP. Wide&Deep[1] and DeepFM[6] improve expression power by combining low- and high-order features. User behavior is transformed into low-dimensional vectors through embedding techniques. DIN[35] uses attention to capture the diversity of user interest in historical behavior. DIEN[34] adds an auxiliary loss and combines attention with GRU to model evolving user interest. MIND[13] and DMIN[27] argue for multiple representations to capture complex patterns in user and item data, using capsule networks and dynamic routing. The Transformer is used for feature aggregation inspired by the success of self-attention in sequence-to-sequence learning. MIMN[18] employs a memory-based architecture to aggregate features and addresses long-term user interest modeling. SIM[19] extracts user interest using cascaded search units, improving scalability and accuracy in modeling lifelong behavior data. The framework of this paper focuses on the information flow design, so these single-domain techniques can be merged with ours easily in the SCN design, which may further boost the model performance.

5 CONCLUSION

In this paper, we propose a collaborative cross-domain transfer learning framework, which enables the reuse of beneficial source domain samples. In the framework, the information flow network (IFN) can evaluate the importance of the source domain samples, in which the SAN helps align meaningful semantic tokens among domains. The symmetric companion network (SCN) is designed with a symmetric structure to approximately fit the information gain of the samples in the source domain to the target domain. The representation enhancement network (REN) maintains domain-specific characteristics through a contrastive learning mechanism. In this way, only beneficial information in the source domain is transferred to the target, which reduces the seesaw effect and the negative transfer. Then we validate our method on both public and real-world industrial datasets by performance comparison and ablation study, which proved its effectiveness. Finally, we deployed the CCTL model on Meituan App. The CCTL model has brought significant business improvement and served as the mainstream traffic.

REFERENCES

- [1] Heng-Tze Cheng, Levent Koc, Jeremiah Harmsen, Tal Shaked, Tushar Chandra, Hrishu Aradhya, Glen Anderson, Greg Corrado, Wei Chai, Mustafa Ispir, et al. 2016. Wide & deep learning for recommender systems. In *Proceedings of the 1st workshop on deep learning for recommender systems*. 7–10.
- [2] Paul Covington, Jay Adams, and Emre Sargin. 2016. Deep neural networks for youtube recommendations. In *Proceedings of the 10th ACM conference on recommender systems*. 191–198.
- [3] Michael Crawshaw. 2020. Multi-task learning with deep neural networks: A survey. *arXiv preprint arXiv:2009.09796* (2020).
- [4] John Duchi, Elad Hazan, and Yoram Singer. 2011. Adaptive subgradient methods for online learning and stochastic optimization. *Journal of machine learning research* 12, 7 (2011).
- [5] Yaroslav Ganin, Evgeniya Ustinova, Hana Ajakan, Pascal Germain, Hugo Larochelle, François Laviolette, Mario Marchand, and Victor Lempitsky. 2016. Domain-adversarial training of neural networks. *The journal of machine learning research* 17, 1 (2016), 2096–2030.
- [6] Huifeng Guo, Ruiming Tang, Yunming Ye, Zhenguo Li, and Xiuqiang He. 2017. DeepFM: a factorization-machine based neural network for CTR prediction. *arXiv preprint arXiv:1703.04247* (2017).
- [7] Xiaobo Hao, Yudan Liu, Ruobing Xie, Kaikai Ge, Linyao Tang, Xu Zhang, and Leyu Lin. 2021. Adversarial feature translation for multi-domain recommendation. In *Proceedings of the 27th ACM SIGKDD Conference on Knowledge Discovery & Data Mining*. 2964–2973.
- [8] Tianxing He, Jun Liu, Kyunghyun Cho, Myle Ott, Bing Liu, James Glass, and Fuchun Peng. 2021. Analyzing the forgetting problem in pretrain-finetuning of open-domain dialogue response models. In *Proceedings of the 16th Conference of the European Chapter of the Association for Computational Linguistics: Main Volume*. 1121–1133.
- [9] Guangneng Hu, Yu Zhang, and Qiang Yang. 2018. Conet: Collaborative cross networks for cross-domain recommendation. In *Proceedings of the 27th ACM international conference on information and knowledge management*. 667–676.
- [10] SeongKu Kang, Junyoung Hwang, Dongha Lee, and Hwanjo Yu. 2019. Semi-supervised learning for cross-domain recommendation to cold-start users. In *Proceedings of the 28th ACM International Conference on Information and Knowledge Management*. 1563–1572.
- [11] Adit Krishnan, Mahashweta Das, Mangesh Bendre, Hao Yang, and Hari Sundaram. 2020. Transfer learning via contextual invariants for one-to-many cross-domain recommendation. In *Proceedings of the 43rd International ACM SIGIR Conference on Research and Development in Information Retrieval*. 1081–1090.
- [12] Ananya Kumar, Aditi Raghunathan, Robbie Jones, Tengyu Ma, and Percy Liang. 2022. Fine-tuning can distort pretrained features and underperform out-of-distribution. *arXiv preprint arXiv:2202.10054* (2022).
- [13] Chao Li, Zhiyuan Liu, Mengmeng Wu, Yuchi Xu, Huan Zhao, Pipei Huang, Guoliang Kang, Qiwei Chen, Wei Li, and Dik Lun Lee. 2019. Multi-interest network with dynamic routing for recommendation at Tmall. In *Proceedings of the 28th ACM international conference on information and knowledge management*. 2615–2623.
- [14] Pan Li, Zhichao Jiang, Maofei Que, Yao Hu, and Alexander Tuzhilin. 2021. Dual Attentive Sequential Learning for Cross-Domain Click-Through Rate Prediction. In *Proceedings of the 27th ACM SIGKDD Conference on Knowledge Discovery & Data Mining*. 3172–3180.
- [15] Tong Man, Huawei Shen, Xiaolong Jin, and Xueqi Cheng. 2017. Cross-domain recommendation: An embedding and mapping approach. In *IJCAI*, Vol. 17. 2464–2470.
- [16] Shuteng Niu, Yongxin Liu, Jian Wang, and Houbing Song. 2020. A decade survey of transfer learning (2010–2020). *IEEE Transactions on Artificial Intelligence* 1, 2 (2020), 151–166.
- [17] Wentao Ouyang, Xiuyu Zhang, Lei Zhao, Jinmei Luo, Yu Zhang, Heng Zou, Zhaojie Liu, and Yanlong Du. 2020. Minet: Mixed interest network for cross-domain click-through rate prediction. In *Proceedings of the 29th ACM international conference on information & knowledge management*. 2669–2676.
- [18] Qi Pi, Weijie Bian, Guorui Zhou, Xiaoqiang Zhu, and Kun Gai. 2019. Practice on long sequential user behavior modeling for click-through rate prediction. In *Proceedings of the 25th ACM SIGKDD International Conference on Knowledge Discovery & Data Mining*. 2671–2679.
- [19] Qi Pi, Guorui Zhou, Yujing Zhang, Zhe Wang, Lejian Ren, Ying Fan, Xiaoqiang Zhu, and Kun Gai. 2020. Search-based user interest modeling with lifelong sequential behavior data for click-through rate prediction. In *Proceedings of the 29th ACM International Conference on Information & Knowledge Management*. 2685–2692.
- [20] Matthew Richardson, Ewa Dominowska, and Robert Ragno. 2007. Predicting clicks: estimating the click-through rate for new ads. In *Proceedings of the 16th international conference on World Wide Web*. 521–530.
- [21] Aravind Sankar, Junting Wang, Adit Krishnan, and Hari Sundaram. 2021. Protocol: Prototypical collaborative filtering for few-shot recommendation. In *Proceedings of the 15th ACM Conference on Recommender Systems*. 166–175.
- [22] Xiang-Rong Sheng, Liqin Zhao, Guorui Zhou, Xinyao Ding, Binding Dai, Qiang Luo, Siran Yang, Jingshan Lv, Chi Zhang, Hongbo Deng, et al. 2021. One model to serve all: Star topology adaptive recommender for multi-domain ctr prediction. In *Proceedings of the 30th ACM International Conference on Information & Knowledge Management*. 4104–4113.
- [23] Huinan Sun, Guangliang Yu, Pengye Zhang, Bo Zhang, Xingxing Wang, and Dong Wang. 2022. Graph Based Long-Term And Short-Term Interest Model for Click-Through Rate Prediction. In *Proceedings of the 31st ACM International Conference on Information & Knowledge Management*. 1818–1826.
- [24] Ruoxi Wang, Bin Fu, Gang Fu, and Mingliang Wang. 2017. Deep & cross network for ad click predictions. In *Proceedings of the ADKDD'17*. 1–7.
- [25] Ronald J Williams. 1992. Simple statistical gradient-following algorithms for connectionist reinforcement learning. *Machine learning* 8, 3 (1992), 229–256.
- [26] Jun Xiao, Hao Ye, Xiangnan He, Hanwang Zhang, Fei Wu, and Tat-Seng Chua. 2017. Attentional factorization machines: Learning the weight of feature interactions via attention networks. *arXiv preprint arXiv:1708.04617* (2017).
- [27] Zhibo Xiao, Luwei Yang, Wen Jiang, Yi Wei, Yi Hu, and Hao Wang. 2020. Deep multi-interest network for click-through rate prediction. In *Proceedings of the 29th ACM International Conference on Information & Knowledge Management*. 2265–2268.
- [28] Ruobing Xie, Qi Liu, Liangdong Wang, Shukai Liu, Bo Zhang, and Leyu Lin. 2022. Contrastive cross-domain recommendation in matching. In *Proceedings of the 28th ACM SIGKDD Conference on Knowledge Discovery and Data Mining*. 4226–4236.
- [29] Yufeng Xie, Mingchu Li, Kun Lu, Syed Bilal Hussain Shah, and Xiao Zheng. 2022. Multi-task Learning Model based on Multiple Characteristics and Multiple Interests for CTR prediction. In *2022 IEEE Conference on Dependable and Secure Computing (DSC)*. IEEE, 1–7.
- [30] Xiaoqiang Yan, Shizhe Hu, Yiqiao Mao, Yangdong Ye, and Hui Yu. 2021. Deep multi-view learning methods: A review. *Neurocomputing* 448 (2021), 106–129.
- [31] Xiangli Yang, Qing Liu, Rong Su, Ruiming Tang, Zhirong Liu, Xiuqiang He, and Jianxi Yang. 2022. Click-through rate prediction using transfer learning with fine-tuned parameters. *Information Sciences* 612 (2022), 188–200.
- [32] Xuanhua Yang, Xiaoyu Peng, Penghui Wei, Shaoguo Liu, Liang Wang, and Bo Zheng. 2022. AdaSparse: Learning Adaptively Sparse Structures for Multi-Domain Click-Through Rate Prediction. In *Proceedings of the 31st ACM International Conference on Information & Knowledge Management*. 4635–4639.
- [33] Yu Zhang and Qiang Yang. 2021. A survey on multi-task learning. *IEEE Transactions on Knowledge and Data Engineering* (2021).
- [34] Guorui Zhou, Na Mou, Ying Fan, Qi Pi, Weijie Bian, Chang Zhou, Xiaoqiang Zhu, and Kun Gai. 2019. Deep interest evolution network for click-through rate prediction. In *Proceedings of the AAAI conference on artificial intelligence*, Vol. 33. 5941–5948.
- [35] Guorui Zhou, Xiaoqiang Zhu, Chenru Song, Ying Fan, Han Zhu, Xiao Ma, Yanghui Yan, Junqi Jin, Han Li, and Kun Gai. 2018. Deep interest network for click-through rate prediction. In *Proceedings of the 24th ACM SIGKDD international conference on knowledge discovery & data mining*. 1059–1068.
- [36] Feng Zhu, Chaochao Chen, Yan Wang, Guanfeng Liu, and Xiaolin Zheng. 2019. Dtdcr: A framework for dual-target cross-domain recommendation. In *Proceedings of the 28th ACM International Conference on Information and Knowledge Management*. 1533–1542.
- [37] Feng Zhu, Yan Wang, Chaochao Chen, Jun Zhou, Longfei Li, and Guanfeng Liu. 2021. Cross-domain recommendation: challenges, progress, and prospects. *arXiv preprint arXiv:2103.01696* (2021).
- [38] Yongchun Zhu, Zhenwei Tang, Yudan Liu, Fuzhen Zhuang, Ruobing Xie, Xu Zhang, Leyu Lin, and Qing He. 2022. Personalized transfer of user preferences for cross-domain recommendation. In *Proceedings of the Fifteenth ACM International Conference on Web Search and Data Mining*. 1507–1515.