

CONNECTEDNESS, CONTINUITY, AND PROXIMITIES IN TEMPORAL DIGITAL TOPOLOGY

JAMES FRANCIS PETERS AND TANE VERGILI

ABSTRACT. This paper introduces the structure and axioms for a temporal digital topology (TDT) with the focus on digital connectedness, continuity and proximities in TDT spaces. Results are given for temporal digital adjacencies, connectedness and proximities that occur in time-constrained digital topological spaces. The application for this work is a proximity space view of elapsed times present in every sequence of video frames.

CONTENTS

1. Introduction	1
2. Digital Topology Axioms	7
3. Temporal Discrete Proximity	10
References	14

1. INTRODUCTION

This paper carries forward and extends recent work on digital topology (e.g., [2], [4], especially, [13]), with important advances beyond the original work on adjacency in digital images by A. Rosenfeld [10]. These advances reflect recent work on nearness in proximity spaces (see, e.g., [6], [5], [9]). In this paper, we call attention to the contrast between the view of digital images in terms of the image geometry limited to the location and orientation of image picture elements (pixels) and a view of picture elements called voxels in time-constrained digital images called frames in videos in which results are given not only in terms of voxel location but also relative to the more definitive voxel value. The combination of voxel location and voxel value provides a precise basis for distinguishing between video frame proximities, both spatially and descriptively.

Briefly, in a digital topology space X , a planar digital image Img is a mapping $Img : X \rightarrow \mathbb{R}$ whose domain X is a collection of lattice points in which each picture

2010 *Mathematics Subject Classification.* 54E05 (proximity); 55P62 (Rational homotopy theory);

Key words and phrases. Adjacencies, Connectedness, Continuity, Elapsed time, Proximities, Temporal Digital Topology.

The research has been supported by the Natural Sciences & Engineering Research Council of Canada (NSERC) discovery grant 185986 and Instituto Nazionale di Alta Matematica (INdAM) Francesco Severi, Gruppo Nazionale per le Strutture Algebriche, Geometriche e Loro Applicazioni grant 9 920160 000362, n.prot U 2016/000036 and Scientific and Technological Research Council of Turkey (TÜBİTAK) Scientific Human Resources Development (BİDEB) under grant no: 2221-1059B211301223.

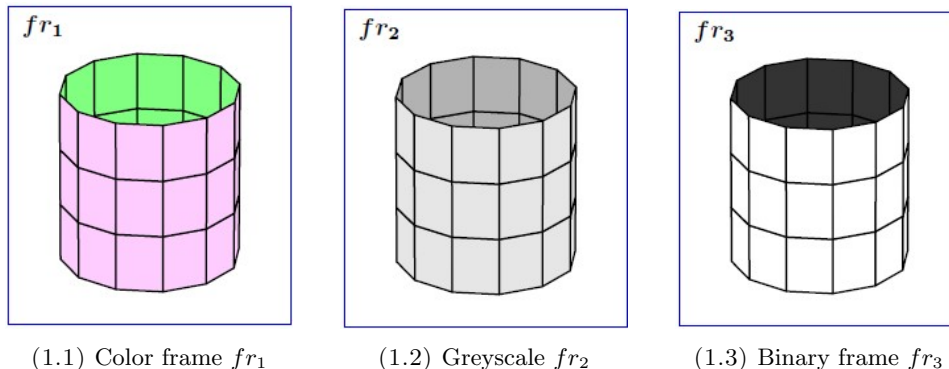


FIGURE 1. Color, Greyscale & binary video frames

element p has location $\mathbb{Q} \times \mathbb{Q}$ and value $Img(p) \in \mathbb{R}$ as in [2], instead of $\mathbb{Z} \times \mathbb{Z}$ as in [3]. This form of picture element location makes it possible to consider pixels with integer coordinates as well as points with fractional coordinates in subpixels that are located between pixels. In addition, the usual form of adjacency [3, 7, 11], now includes column, row, point and subimage adjacency in addition to 4-adjacency and 8-adjacency. The space X is Hausdorff, *i.e.*, distinct picture elements in a digital image reside in disjoint neighborhoods.

There are two distinct type digital images, namely, an image (denoted by Img_t or simply by fr_t which is in a time-ordered sequence of images called frames in which each frame occurs at an elapsed time t in a video and single images (denoted by Img) that are not frames a video. A picture element $p \in X$ with integer coordinates in a single image is called a **pixel** and a **voxel** in video frame.

Definition 1. [Pixel Value]

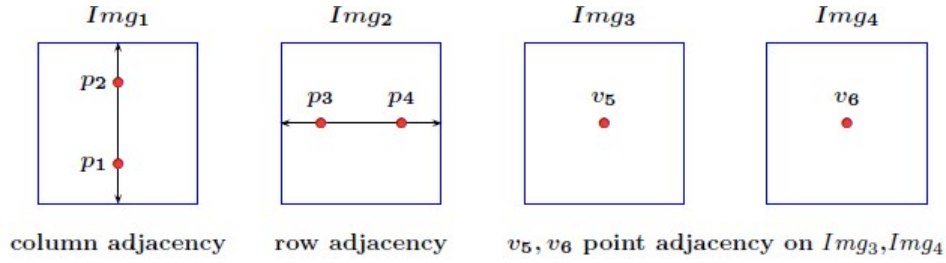
Let X be a digital topological space, p a picture element in an image. Every image Img is a mapping, *i.e.*,

$$Img : X \rightarrow \mathbb{R}, \text{ a digital image with} \\ Img(p) \in \mathbb{R} \text{ (pixel value).}$$

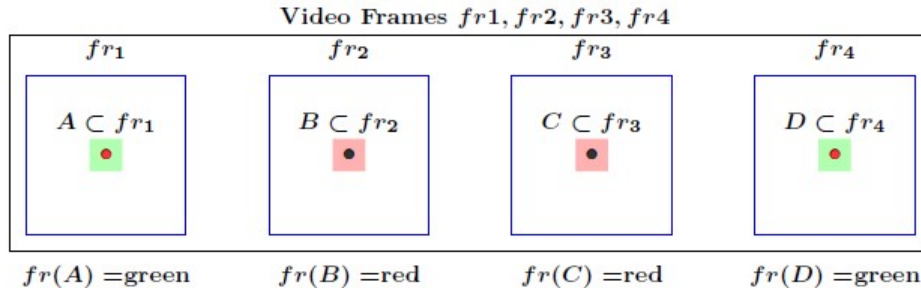
Example 1. Sample color, grayscale and binary video frames are shown in Figure 1. For example, the cylinder in Figure 1.1 has a green interior and magenta exterior. By contrast, frames fr_2, fr_3 in Figure 1 are examples of grayscale and binary frames (no color). The frame in Figure 1.2 displays a grayscale cylinder in which the interior and exterior of the cylinder are different shades of gray. And the frame in Figure 1.3 displays a binary cylinder in which the interior is black and exterior of the cylinder is white. For any grayscale frame fr containing single picture element p (called a voxel), we have $fr(p) \in [0, 1]$ with

$$fr(p) = 0, \text{ black} \\ fr(p) = 0.5, \text{ median gray} \\ fr(p) = 1.$$

Remark 1. For simplicity and in keeping with the approach in [2], we assume that video frames are grayscale in our illustrations.



(2.1) Location Adjacency in separate digital images



(2.2) Value adjacency across video frames

FIGURE 2. κ -adjacency: **column** and **row** adjacency on single digital images Img_1, Img_2 , **point Location-adjacency** across images Img_3, Img_4 and **Location-Value-adjacency** across video frames fr_1, fr_2, fr_3, fr_4 with $A \delta D, B \delta C$.

Remark 2. The usual picture element is in a set of lattice points in $\mathbb{Z} \times \mathbb{Z}$ in a Euclidean 2-dimensional space (see, e.g., [3, §2.1]). In Definition 1, a picture element $p \in \mathbb{Q} \times \mathbb{Q}$, which can either be a pixel or a sub-pixel, i.e., point between pixels. On a micrometer scale, there are vast image regions between voxels that are under-represented by voxels that we see in a video frame. Also from Definition 1, a digital image Img maps each picture element to a real value. The distinction between location and value of a picture element in a digital image facilitates a persistent homology of digital images viewed as simplicial complexes, e.g., intervals of persistence such as those in B. Bleile et. al. [2, §6, p. 24].

Remark 3. The gray box containing a red dot representing a voxel $frE(x, y)$ in video frame frE in Figure 3 indicates a region surrounding $frE(x, y)$, where a possible sub-voxel is located at $frE(x + \frac{1}{2}, y + \frac{1}{2})$. A **sub-voxel** is a voxel present in between voxels at integer locations such as location $(x, y) \in \mathbb{Z} \times \mathbb{Z}$ in the frame in Figure 3.

Definition 2. [Video]

In a space X , a **video** is a collection of time-ordered subsets 2^X called **frames**. Let $frE \in 2^X$ be a frame. A picture element in frE is called a **(sub)voxel**, where each (sub)voxel $frE(x, y, t) \in frE$ has coordinates x, y, t that include an elapsed-time component t as well as horizontal and vertical components x, y .

Example 2. [Video Frame and its Sub-Frame]

A video frame frE and a subframe $frA \subset frE$ are shown in Figure 3 containing

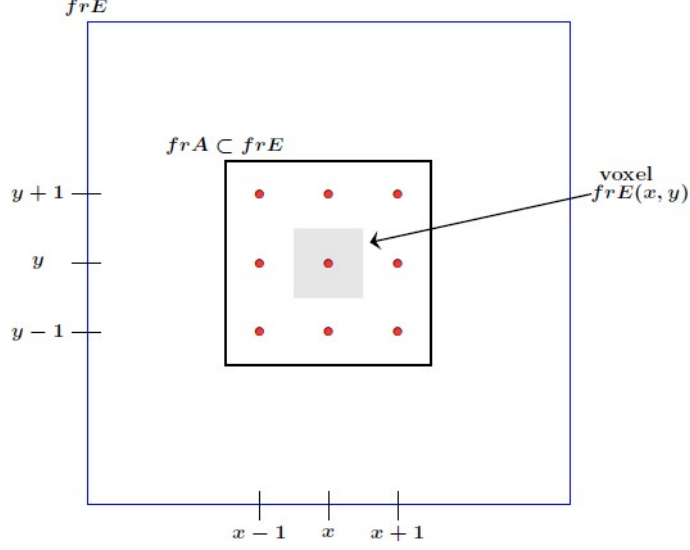


FIGURE 3. Voxel in a video frame

a voxel $frA(x, y)$ with spatial coordinates x, y . The red dot \bullet indicates the centroid of frame frA .

Remark 4. [Single Digital Image vs. Video Frame]

Unlike a single digital image, each frame fr_t in a video E in a space X is a collection of two kinds of distinct subsets, namely, background and foreground, which are defined relative to a subsequent frame $fr_{t+1} \in E$.

Let frA be a 3×3 subframe with center voxel at $frA(x, y)$ row-adjacent to $frA(x + 1, y)$ column-adjacent to $frA(x, y + 1)$ in a video frame frE in a space X . The timeless digital partial derivative $\frac{\partial frA(x, y)}{\partial x}$ of a voxel $frA(x, y)$ in the horizontal direction is defined by

$$\frac{\partial frA(x, y)}{\partial x} = frA(x + 1, y) - frA(x, y).$$

Similarly, the partial derivative $\frac{\partial frA(x, y)}{\partial y}$ in the vertical direction is defined by

$$\frac{\partial frA(x, y)}{\partial y} = frA(x, y + 1) - frA(x, y).$$

This form of digital partial derivative appears in [12, §4.5.1, p. 98] (see, also, [1, §3.3.1, p. 95]).

Time-ordering of subsets in a space X occurs in the case where each subset in X appears after an elapsed time.

Definition 3. [Video Frame Background and Foreground]

In a space X , a **video** is a collection of time-ordered subsets in 2^X called **frames**. Let $fr_t E, fr_{t+1} E \in 2^X$ be temporally adjacent video frames in X , i.e., let $t, t + 1$ be the elapsed times of frames $fr_t E, fr_{t+1} E$. The **background** of $fr_t E$ is the

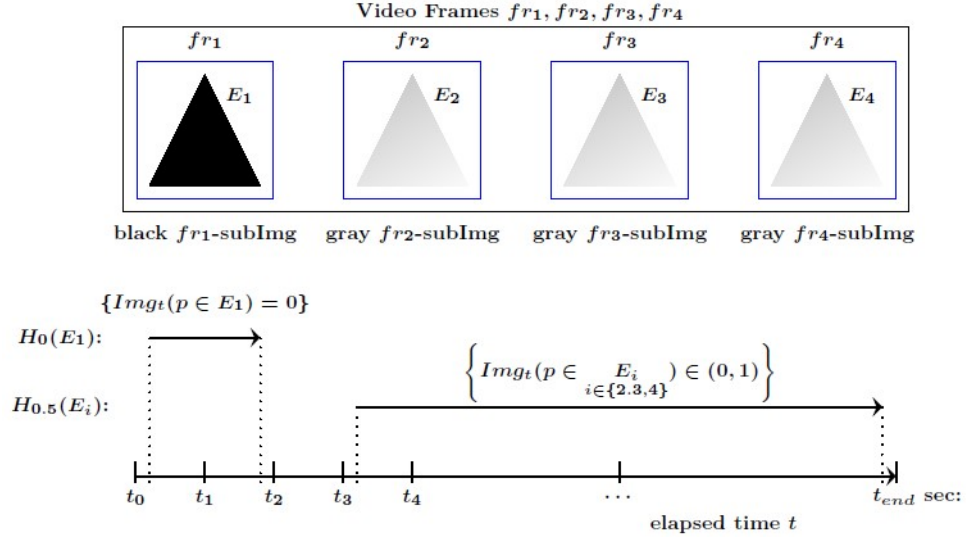


FIGURE 4. Video frame shape elapsed time persistence diagram

collection of all voxels $fr_t E(x, y, t)$ at location x, y at time t such that

$$\left| \frac{\partial fr_{t+1} E(x, y, t+1)}{\partial x} - \frac{\partial fr_t E(x, y, t)}{\partial x} \right| = 0, \text{ for all } x, y.$$

and

$$\left| \frac{\partial fr_{t+1} E(x, y, t+1)}{\partial y} - \frac{\partial fr_t E(x, y, t)}{\partial y} \right| = 0.$$

That is, if we compare temporally adjacent frames at elapsed times $t, t+1$, corresponding voxel lumens¹ $fr_t E(x, y, t), fr_{t+1} E(x, y, t+1)$ In other words, voxels $fr_t E(x, y, t), fr_{t+1} E(x, y, t+1)$ belong to the background of a video frame at time t , provided there is no change in the partial derivatives of $fr_t E, fr_{t+1} E$. Similarly, voxels $fr_t E(x, y, t), fr_{t+1} E(x, y, t+1)$ belong to the **foreground** of a video frame, provided there is a rate-of-change in corresponding voxels in temporally adjacent frames, i.e.,

$$\left| \frac{\partial fr_{t+1} E(x, y, t+1)}{\partial x} - \frac{\partial fr_t E(x, y, t)}{\partial x} \right| > 0,$$

or

$$\left| \frac{\partial fr_{t+1} E(x, y, t+1)}{\partial y} - \frac{\partial fr_t E(x, y, t)}{\partial y} \right| > 0.$$

Remark 5. [What a video frame foreground tells us]

Interest in the foreground of a video frame stems from the fact that changes in voxel lumens values in video frames are associated with motion that has been recorded in a video. Tracking video frame voxel changes leads to persistence diagrams which plot the appearance, disappearance and possible reappearance of changing foreground voxel values over periods of time.

¹The unit of measurement of the value of a voxel $fr_t E(x, y, t)$ is **lumens** (brightness), which is also used to classify light bulbs.

Example 3. [Temporal Intervals of Persistence Diagram]

Let $p \in X$ be a pixel and $H_{i \in \mathbb{Z}} : 2^X \rightarrow 2^{\mathbb{R}^2}$ defined by

$$fr \in 2^X = \text{video frame.}$$

$$Img_t = fr_t \quad \forall t \in [t_0, t_{end}].$$

$$E \subset fr \text{ bounded frame region.}$$

$$p \in E.$$

$$H_0(E) = \{t : Img_t(p) = 0, \forall p \in E\} \text{ (lifespan of black pixels).}$$

$$H_{0.5}(E) = \{t : Img_t(p) \in (0, 1) \forall p \in E\} \text{ (lifespan of gray pixels).}$$

$$H_1(E) = \{t : Img_t(p) = 1, \forall p \in E\} \text{ (lifespan of white pixels).}$$

Consider a moving object appears as a bounded foreground region recorded in a video frame fr_t . Then this moving object - as a bounded region - is partitioned into (bounded) subregions. For subregions that are pairwise distinct, the closures of two subregions may intersect along their boundaries, and each subregion is δ connected and $fr_t(p)$ is fixed for all voxels p in a subregion. The collection of δ -connected (Definition 10) subregions will cover the moving object so that we could define the "cat" number of a moving object. The Cat number would be the minimum number of subregions that cover the moving object. Also, given an anonymous frame fr_t on X , if two distinct pixels/voxels p and q are δ -adjacent and $fr_t(p) = fr_t(q)$, then these two pixels/voxels are a strongly connected pair. For simplicity, a sample video frame shape elapsed time persistence diagram is shown in Fig. 4 relative to a black and several gray triangle shapes in a sequence of video frames. This diagram indicates that



persists for $\sim t_2$ sec.



persists over 3 frames for $\sim |t_{end} - t_3|$ sec.

In other words, a black \triangle appears only in frame fr_1 , persisting for approximately t_2 sec. and then disappears. By contrast, a gray \triangle first appears in frame fr_2 and then reappears in frames fr_3 and fr_4 , persisting for approximately $|t_{end} - t_3|$ sec.

Definition 4. [Voxel Location]

A planar **voxel** is a picture element in a video frame fr_t is a time-constrained digital image. That is, every planar video frame is a digital image in which each voxel p has a location $(r, c, t) \in \mathbb{Z} \times \mathbb{Z} \times \mathbb{R}_{\geq 0}$. Every voxel also has an elapsed time coordinate t .

Definition 5. [Temporal digital topological space]

A temporal digital topological (TDT) space is a set $X \subset \mathbb{Q} \times \mathbb{Q} \times \mathbb{R}$ with

$$frE \in 2^X, \text{ (Frame } E \text{ in TDT space } X)$$

$$p = (x, y, t) \in X, \text{ a picture element at location } (x, y) \text{ at time } t,$$

$$p \in \mathbb{Q} \times \mathbb{Q} \times \mathbb{R},$$

$$frE = \{p(x', y', t) : x - 0.5 \leq x' \leq x + 0.5, y - 0.5 \leq y' \leq y + 0.5, t \geq 0\}.$$

Given a voxel $p = (x, y, t)$ in a frame frE in a TDT space X , let $bdy(p)$ be the set of points consisting of all subpixels in the boundary of p , i.e.,

$$bdy(p) = \{(r, s, t) \in \mathbb{Q} \times \mathbb{Q} \times \mathbb{R} \mid r = x \pm 0.5 \text{ and } s = y \pm 0.5\}.$$

Definition 6. [Adjacent Picture Elements]

Let $bdy(p)$ denote the boundary of a voxel $p \in frE$ in a TDT space X . Two picture elements p, q are adjacent if and only if

$$bdy(p) \cap bdy(q) \neq \emptyset.$$

Definition 7. [Voxel Value]

A planar video frame $fr_tE \in 2^X$ (a time-constrained subset fr_tE in a TDT space X) at time t containing a voxel p is a mapping $fr_tE : X \rightarrow \mathbb{R}$ with a frame value $fr_tE(p) \in \mathbb{R}$.

2. DIGITAL TOPOLOGY AXIOMS

We have the following axiom for digital images. For digital images, we have the following axioms.

Axiom 1. [Planar Digital Topology Space]

A **digital topology space** is a Hausdorff space $X \subset \mathbb{Q} \times \mathbb{Q}$ containing digital images $Img : X \rightarrow \mathbb{R}$.

Axiom 2. [Digital Picture and sub-Picture Elements]

A digital image **pixel** has location (x, y) with $p \in \mathbb{Z} \times \mathbb{Z}$. A video frame **voxel** with elapsed time t has location (x, y, t) with $p \in \mathbb{Z} \times \mathbb{Z} \times \mathbb{R}$. A picture element between pixels is called a **sub-pixel** at location $(r, c) \in \mathbb{Q} \times \mathbb{Q}$. A picture element between voxels is called a **sub-voxel** at location $(r, c, t) \in \mathbb{Q} \times \mathbb{Q} \times \mathbb{R}$.

Axiom 3. [Digital Subimage (Subvoxel)]

For $A \subset X$, a subimage of an image $Img : X \rightarrow \mathbb{R}$ is a mapping $Img|_A : A \rightarrow \mathbb{R}$. Every subimage in a digital image is nonempty.

Axiom 4. [Voxel Value].

Every planar frame fr_tE in a video is a time-constrained digital image in TDT (temporal digital topology) space $X \subset \mathbb{Q} \times \mathbb{Q} \times \mathbb{R}$. A picture element in fr_tE is called a (**voxel** i.e., volume picture elements), since every voxel p in fr_tE at location (x, y, t) has value $fr_t(p) \in \mathbb{R}$ with an elapsed time t . For simplicity, we write $fr_tE = Img_t : X \rightarrow \mathbb{R}$.

Remark 6. Since the focus here is on picture elements in digital images that are video frames, we write **voxel**, instead of **pixel**, a picture element in a single image that is not a video frame. For simplicity, we usually write fr_t instead of fr_tE and fr instead of frE .

Axiom 5. [1-Cycle Simple Closed Curve]

In a video frame, an **edge** is a line segment with each end attached to a voxel. A **1-cycle** is a sequence of edges (each with a common voxel) with no self-loops forming a simple closed curve with nonempty interior.

Example 4. A sample 1-cycle $cycE$ in a video frame fr is shown in Figure 5.

Lemma 1. A digital image is not an empty set.

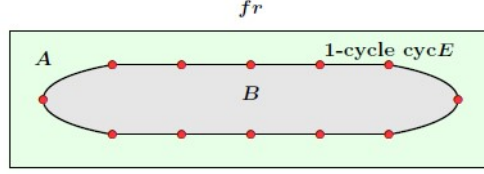


FIGURE 5. 1-cycle E with interior $\text{int}(E) = B$ in video frame fr with region $A = fr \setminus \text{cyc}E$.

Proof. From Axiom 3, every subimage subImg is nonempty. Hence, $\text{Img} \neq \emptyset$. \square

Proposition 1. *Every video frame is nonempty.*

Proof. From Axiom 4, a video frame is a digital image. Hence, from Lemma 1, every video frame is nonempty. \square

Theorem 1. [Jordan Curve Theorem] *Every simple, closed curve partitions a planar region into disjoint subregions.*

Lemma 2. *Every digital image with a subimage that has a simple, closed curve on its boundary satisfies the Jordan Curve Theorem.*

Proof. Let subImg be a subimage in a planar digital image Img with edges attached between pixels on its boundary. From Axiom 5, subImg is bounded by a simple, closed curve. Hence, from Theorem 1, subImg partitions Img into disjoint subregions A, B with A exterior to subImg and B in the interior of subImg . \square

Example 5. *A sample 1-cycle in a video frame fr is shown in Figure 5.*

Theorem 2. *Every subimage in a video frame satisfies the Jordan Curve Theorem.*

Proof. Every video frame fr_t is a digital image. Let A be a subimage in a video frame. From Axiom 5, A is a simple, closed curve. Hence, from Lemma 2, A satisfies the Jordan Curve Theorem. \square

Spatially near subsets in a digital image (*i.e.*, subsets that share points) reside in a discrete proximity space.

Definition 8. [Discrete Proximity]

*For any pair of nonempty subimages A, B in a digital image (X, Img) , A is near B (denoted by $A \delta_d B$), provided A and B have points in common, *i.e.*,*

$$A \delta_d B \text{ iff } \text{Img}A \cap \text{Img}B \neq \emptyset.$$

Hence, δ_d is a discrete proximity relation and (Img, δ_d) is a discrete proximity space [14, §40.2, pp. 266-267], [8, §1, p. 9].

The following forms of adjacencies for a pair of pixels p and q in Img analogous to the κ -adjacency in digital topology [3].

column adjacency. Two pixels $p = (x, y)$ and $q = (x', y')$ are column adjacent, provided $y = y' \pm 1$.

row adjacency. Two pixels $p = (x, y)$ and $q = (x', y')$ are row adjacent, provided $x = x' \pm 1$.

diagonal adjacency. Two pixels p and q are diagonal adjacent, provided they are both column and row adjacent.

Here, the column and row adjacency correspond to 4-adjacency and the diagonal adjacency corresponds to 8-adjacency in a planar digital image [3].

Definition 9. [Adjacent subimages]

Given a digital image (X, Img) , two subimages A and B , are **adjacent**, denoted by $A \delta_{\kappa} B$, provided there exist pixels $p \in A$ and $q \in B$ such that $p = q$ or p and q are adjacent.

Remark 7. Notice that discrete proximity implies adjacency, i.e., $A \delta_d B$ implies $A \delta_{\kappa} B$.

Definition 10. [δ_{κ} -connectedness]

A bounded subimage E with a non-empty interior is said to be **δ_{κ} -connected**, provided for each pair of distinct pixels p and q in E , there exists a finite sequence of pixels $p = p_0, p_1, \dots, p_n = q$ such that two consecutive pixels p_i and p_{i+1} are adjacent for all $i = 0, 1, \dots, n-1$.

Definition 11. [κ -continuity]

Let X and Y be two digital images. We say that a function $f : X \rightarrow Y$ is κ -continuous, provided the images of adjacent subimages in X are also adjacent in Y , i.e., $A \delta_{\kappa} B$ implies $f(A) \delta_{\kappa} f(B)$.

Proposition 2. δ_{κ} -connected regions are preserved under a continuous digital functions.

Proof. Let E be a δ_{κ} -connected subregion in a digital topological space X and f be a κ -continuous function from X to a digital topological space Y . For a pair of distinct pixels p' and q' in $f(E)$, there exist pixels p, q in E such that $f(p) = p'$ and $f(q) = q'$. Since E is δ_{κ} -connected, there exist a finite sequence of pixels $p = p_0, p_1, \dots, p_{n-1}, p_n = q$ and each pair of pixels p_i and p_{i+1} are adjacent. In that case, the sequence $p' = f(p), f(p_1), \dots, f(p_{n-1}), f(p_n) = q'$ is also δ_{κ} -connected subset of $f(E)$. \square

Recall that the first two components of a voxel $v = (x, y, t)$ in a video frame $fr_t : X \rightarrow \mathbb{R}$ show the location of v in that frame and the last component t represents the time parameter. Then we have the following forms of adjacencies for a pair of voxels from distinct video frames.

Point-across-images adjacency. Voxels $v = (x, y, t)$, $\omega = (x, y, t')$ in a pair of separate video frames fr_t and $fr_{t'}$ in the same location are point-across-adjacent in separate images.

Video voxel value adjacency. Voxels $v = (x, y, t)$, $\omega = (x', y', t')$ in a pair of separate video frames fr_t and $fr_{t'}$ are voxel value adjacent, provided $ft_t(v) = fr_{t+1}(\omega)$.

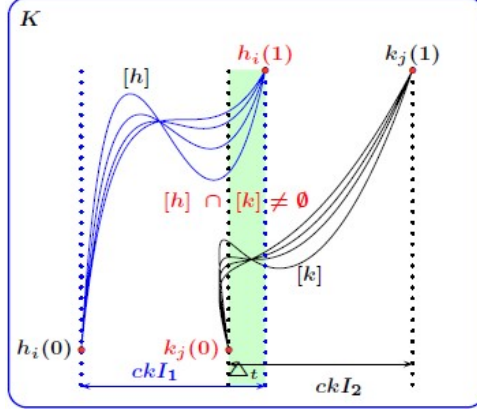


FIGURE 6. Spatially far homotopy classes $[h], [k]$ such that $[h] \cap [k] = \emptyset$, temporally close with $h_i(1) \in [h], k_j(0) \in [k]$ such that $[h] \delta_t [k]$.

We also have the following forms of adjacencies for video frames and their subimages.

Video frame value adjacency. Video frames $fr_t, fr_{t'}$ in which all picture elements have the same or one or more similar or identical signal values (*e.g.*, color, brightness level, gradient) are frame-value-adjacent.

Video frame subimage location-value adjacency. Let $A, B \in 2^X$ and fr_t and $fr_{t'}$ two video frames on X . We say that the subimages $fr_t A$ and $fr_{t'} B$ with voxels $v \in fr_t A, \omega \in fr_{t'} B$ are location-value-adjacent, provided $fr_t A(v) = fr_{t'} B(\omega)$.

Example 6. In Figure 2, we have

- 1^o p_1, p_2 in Figure 2.1 are column adjacent, since p_1, p_2 are in the same column in image Img_1 .
- 2^o p_3, p_4 in Figure 2.1 are row adjacent, since p_3, p_4 are in the same row in image Img_2 .
- 3^o $v_5 \in Img_3, v_6 \in Img_4$ in Figure 2.1 are point-across adjacent, since v_5, v_6 are in the same location in images Img_3, Img_4 .
- 4^o Subsets $A \subset fr_1, D \subset fr_4$ in Figure 2.2 are value-adjacent, since $fr_1 A(v) = fr_4 D(v) = \text{green}$ and also location-adjacent, since all voxels in A, D are location-adjacent. Similarly, subsets $B \subset fr_2, C \subset fr_3$ are value-adjacent, since $fr_2 B(v) = fr_3 C(v) = \text{red}$ and also location-adjacent, since all voxels in B, C are location-adjacent.

Proposition 3. Let subsets A, B in video frames fr, fr' be value-adjacent. Then $A \delta_\Phi B$, *i.e.*, A is descriptively near B .

3. TEMPORAL DISCRETE PROXIMITY

Temporally discrete near subsets in a video are subsets that share a common region along their overlapping clocktimes. Let $\{fr_t\}_{t \in [t_0, t_1]}$ be a collection of vide

frames on a digital image X . Given a foreground subimage $A \subset X$, let A_t denotes the position of that image at time t . Therefore, A_{t_0} represents the initial position and A_{t_1} represents the terminal position of A .

Definition 12. [Temporal Discrete Proximity]

Given a sequence of video frames $\{fr_t\}_{t \in [t_0, t_1]}$ and two subsets $A, B \subset X$, the temporal discrete proximity, δ_t , on X is defined by

$$A \delta_t B := \{t \in [t_0, t_1] : A_t \cap B_t \neq \emptyset\} \neq \emptyset$$

We say that two subimages A and B are **temporally near**, provided $A \delta_t B$.

Given a digital image (X, Img) , subimages $A, B \subset ImgX$, and a non-negative real number $\varepsilon \geq 0$, we define the ε -nearness by

$$A \text{ and } B \text{ are } \varepsilon\text{-near} \Leftrightarrow D(A, B) \leq \varepsilon$$

Let A, B be frames that occur during a temporal interval Δt . Notice that if $A \delta_t B$, then A and B are 0-near within the time period where A_t and B_t are overlapping.

Definition 13. [Temporal Metric Proximity]

Given a sequence of video frames $\{fr_t\}_{t \in [t_0, t_1]}$ and two subimages $A, B \subset X$, the temporal metric proximity, δ_ε , on X is defined by

$$A \delta_\varepsilon B \Leftrightarrow \{t \in [t_0, t_1] : A_t \text{ and } B_t \text{ are } \varepsilon\text{-near}\} \neq \emptyset$$

We say that A and B are **temporally ε -near**, provided $A \delta_\varepsilon B$.

Example 7. Recall that homotopy classes $[h], [k]$ in a space K are collection of paths $h_i \in [h], h_j \in [k]$ as shown in Fig. 6, with

$$\begin{aligned} [n] &= \text{mod } n, \\ h_0(0) &= h_i(0) \text{ for all } i = 0, \dots, n-1 [n], n \geq 1, \\ h_1(0) &= h_i(1) \text{ for all } i = 0, \dots, n-1 [n], n \geq 1. \\ k_0(0) &= k_i(0) \text{ for all } j = 0, \dots, n-1 [n], n \geq 1, \\ k_1(0) &= k_i(1) \text{ for all } j = 0, \dots, n-1 [n], n \geq 1. \\ h_1(0) &\delta_t k_1(0). \\ h_1(1) &\delta_t k_1(1). \end{aligned}$$

In this example, $[h] \delta_\varepsilon [k]$, since $h_1 \delta_t k_1$.

Definition 14. [Temporal Digital Topology]

A **temporal digital topology** is a digital topology containing time-constrained digital images (or voxels).

Definition 15. [Temporal Proximity Space]

Let X be a sequence of video frames. A **temporal proximity space** X (denoted by $\left(X, \delta_\varepsilon\right)$) is a collection of sub-sequences of $A, B \in 2^X$ that occur in overlapping temporal intervals such that $A \delta_\varepsilon B$.

Remark 8. Let $A, B \in 2^X$ in temporal proximity space (X, δ_ε) with homotopic mappings t_A, t_B such that

$$\begin{aligned} t_A, t_B : X \times I &\rightarrow 2^{\mathbb{R}}, \text{ defined by} \\ t_A(E_i) &= \{E_i(x) \in \mathbb{R} : E_i \in 2^A, x \in E_i\}, \\ t_B(H_i) &= \{H_i(x) \in \mathbb{R} : H_i \in 2^B, x \in H_i\}, \\ t_A(E_i) &\delta_\varepsilon t_B(H_i) \text{ provided } t_A(E_i) \cap t_B(H_i) \neq \emptyset. \end{aligned}$$

Lemma 3. [Temporal Proximity]

Let (X, δ_ε) be a temporal proximity space, $A, B \subseteq X$. $A \delta_\varepsilon B$ if and only if $A \delta_t B$.

Remark 9. Images that occur at same time usually do not have any points in common. Discrete temporal closeness of sets in a space X is a form of descriptive closeness. That is, if we introduce a feature $\Phi : 2^X \rightarrow \mathbb{R}^2$ defined by $\Phi(A \subset X) = (t_{A_0}, t_{A_1})$ (the life span of A). Then,

$$\begin{aligned} A \delta_\Phi B, &\text{ provided } \Phi(A) \cap \Phi(B) \neq \emptyset \text{ and} \\ A \delta_\Phi B \text{ and } A_t \cap B_t &\neq \emptyset \text{ iff } A \delta_t B. \end{aligned}$$

On the other hand, we introduce δ_ε (temporal metric proximity) as a convenient way of pigeonholing those sets that have overlapping lifespans. $A \delta_\varepsilon B$ holds even if $A_t \cap B_t = \emptyset$.

Lemma 4. Digital images captured at the same time are elapsed-time temporal metric proximal.

Proof. Let Img and Img' be digital images captured at the same time. From Lemma 1, Img, Img' are nonempty. Hence, from Definition 12, $Img \delta_\varepsilon Img'$. \square

Proposition 4. Every pair of subregions in a video frame are elapsed-time temporal metric proximal.

Proof. Let frA, frB be a pair of video frames. From Axiom 4, every video frame is a time-constrained digital image. Hence, from Lemma 4, $frA \delta_\varepsilon frB$. \square

Proposition 5. Let A, B be subimages in a digital topology space $(X, \{fr_t\})$ with $\Phi(A) = \Phi(B) = (t_0, t_1)$ (common lifespan). If $A \delta_t B$, then $A \delta_\varepsilon B$.

Proof. Immediate from Remark 9. \square

Definition 16. [Temporal Adjacency]

Let A, B be subsets in a digital topology space $(X, \{fr_t\})$ with $\Phi(A) = \Phi(B) = (t_0, t_1)$ (common lifespan). If there exists a time period $T \subseteq [t_0, t_1]$ such that A_t and B_t are adjacent for all $t \in T$, then we say that A and B are **temporally adjacent**.

Proposition 6. In a digital proximity space (X, δ) containing digital images $Img : X \rightarrow \mathbb{R}$,

- 1° Every picture element in a digital image has rational coordinates.
- 2° Overlapping subimages A, B are discretely proximal.

- 3° *Overlapping subimages A, B are adjacent.*
 4° *Temporally near subimages are temporally ε -near.*
 5° *Video frames have elapsed-time sub-voxel picture elements.*

Proof. Let A, B be subimages in a digital image Img in a topological space X . Then we have

- 1°: Immediate from Axiom 1.
 2°: By Axiom 3, subimages A, B in a digital image Img are nonempty. If $A \cap B \neq \emptyset$, then, from Definition 8, A, B are discretely proximal.
 3°: If $A \delta_d B$, then, from Definition 9, $ImgA, ImgB$ are adjacent.
 4°: From Axiom 4, video subframes $fr_t A$ and $fr_t B$ are digital images. Within the time period $[t_0, t_1]$ where $A_t \cap B_t \neq \emptyset$, we immediately have that A_t and B_t are 0-near. Hence A and B are temporal metric proximal.
 5°: Within the time period $[t_0, t_1]$ where $A_t \cap B_t \neq \emptyset$, we immediately have that A_t and B_t are adjacent since they have common voxels.
 6°: From 4°, a video frame fr is a digital image. From Axiom 2, fr has picture elements that are sub-voxels. From Axiom 4, the sub-voxels in fr are time-constrained. \square

Definition 17. [Video-frame Connectedness]

*Given a video $\{fr_t\}_{[t_0, t_1]}$ on a digital image X . We say that a connected subimage E of X is **video-frame connected**, provided each E_t is connected for all $t \in [t_0, t_1]$ and E_t and E_{t+1} are adjacent for all $t \in [t_0, t_1 - 1]$.*

Proposition 7. *The image of a (temporally) video-frame connected subregion $E \subset X$ under a κ -continuous function $f : X \rightarrow X$ is also video-frame connected.*

Proof. It follows from Definition 11. \square

Definition 18. [Video-frame temporal Connectedness]

*Given a video $\{fr_t\}_{[t_0, t_1]}$ on a digital image X . We say that a connected subimage E of X is **temporally video-frame connected**, provided there exists $t' \in [t_0, t_1]$ such that E is video-frame connected on the time interval $[t_0, t']$ and E_t disappears for $t' < t \leq t_1$.*

Definition 19. [Temporal continuity]

*Given two videos $\{fr_t\}_{[t_0, t_1]}$ and $\{fr'_t\}_{[t_0, t_1]}$ on digital images X and Y , respectively. We say that a function $f : X \rightarrow Y$ is **temporally continuous**, provided given subimages A, B in X , A and B are temporally adjacent implies $f(A)$ and $f(B)$ are also temporally adjacent.*

Theorem 3. *Let X and Y be temporal digital topology spaces and let $f : X \rightarrow Y$ be temporally continuous and let $A \in 2^X, B \in 2^Y$ be temporally video-frame connected subimages over a time interval $[t_0, t']$.*

- 1° $A \delta_t B$ implies $f(A) \delta_t f(B)$ for every $t \in [t_0, t']$.
 2° A, B disappear for every $t > t'$.
 3° $f(A), f(B)$ disappear for every $t > t'$.

Theorem 4. *Let X and Y be temporal digital topology spaces. Then*

- 1° *A map $f : X \rightarrow Y$ is temporally continuous if and only, for every pair of $A, B \in 2^X$ such that $A \delta_t B$ implies $f(A) \delta_t f(B)$.*

\mathcal{D}° A map $f : X \rightarrow Y$ is temporally continuous if and only, for every pair of $A, B \in 2^X$ such that $A \underset{\varepsilon}{\delta} B$ implies $f(A) \underset{\varepsilon}{\delta} f(B)$ for all $\varepsilon \leq 1$.

REFERENCES

- [1] G. Aubert and P. Kornprobst, *Mathematical problems in image processing. Partial differential equations and the calculus of variations, 2nd ed.*, Springer-Science, NY, 2006.
- [2] B. Bleile, A. Garin, T. Heiss, K. Maggs, and V. Robins, *The persistent homology of dual digital image constructions*, Research in computational topology. Assoc. Women Math. Ser. 30 (E. Gasparovic et al., ed.), Springer, Cham, Switzerland, 2022, https://doi.org/10.1007/978-3-030-95519-9_1, MR4454782, pp. 1–26.
- [3] L. Boxer, *A classical construction for the digital fundamental group*, Journal of Mathematical Imaging and Vision **10** (1999), 51–62, <https://doi.org/10.1023/A:1008370600456>.
- [4] L. Boxer and P.C. Staecker, *Connectivity preserving multivalued function in digital topology*, Journal of Mathematical Imaging and Vision **55**(2016), 370–377, DOI 10.1007/s10851-015-0625-5.
- [5] M.S. Haider and J.F. Peters, *Temporal proximities: self-similar temporally close shapes*, Chaos Solitons Fractals **151** (2021), no. 111237, 10pp, MR4290188.
- [6] M. Is and I. Karaca, *Some properties of proximal homotopy theory*, (2023), 1–24, arXiv:2306.07558, urlDOI:10.48550/arxiv.2306.07558.
- [7] R. Klette and A. Rosenfeld, *Digital geometry. geometric methods for digital picture analysis*, Morgan-Kaufmann Pub., Amsterdam, The Netherlands, 2004, MR2095127.
- [8] S.A. Naimpally and B.D. Warrack, *Proximity spaces*, Cambridge Tract in Mathematics No. 59, Cambridge University Press, Cambridge, UK, 1970, x+128pp., Paperback (2008), MR0278261.
- [9] J.F. Peters and T. Vergili, *Good coverings of proximal alexandrov spaces. Path cycles in the extension of the mitsuishi-yamaguchi good covering and jordan curve theorems*, Appl. Gen. Topol. **24** (2023), no. 1, 24–45, MR4573606.
- [10] A. Rosenfeld, *Adjacency in digital pictures*, Information and Control **26** (1974), 24–33, <https://www.jstor.org/stable/43678933>.
- [11] A. Rosenfeld, *Digital topology*, The Amer. Math. Monthly **86** (1979), no. 8, 621–630, Amer. Math. Soc. MR0546174.
- [12] C. Solomon and T. Breckon, *Fundamentals of digital image processing*, Wiley-Blackwell, London, 2011.
- [13] T. Vergili, *Digital hausdorff distance on a connected digital image*, Communications Faculty of Sciences University of Ankara Series A1 Mathematics and Statistics **69(2)** (2020), 1070–1082, <https://doi.org/10.31801/cfsuasmas.620674>.
- [14] S. Willard, *General topology*, Dover Pub., Inc., Mineola, NY, 1970, xii+369pp, ISBN: 0-486-43479-6 54-02, MR0264581.

DEPARTMENT OF ELECTRICAL & COMPUTER ENGINEERING, UNIVERSITY OF MANITOBA, WINNIPEG, MB, R3T 5V6, CANADA AND DEPARTMENT OF MATHEMATICS, ADIYAMAN UNIVERSITY, ADIYAMAN, TÜRKİYE.

Email address: james.peters3@umanitoba.ca

DEPARTMENT OF MATHEMATICS, KARADENİZ TECHNICAL UNIVERSITY, TRABZON TÜRKİYE.

Email address: tane.vergili@ktu.edu.tr