

Distributed Localization and Tracking Control for Nonholonomic Agents with Time-varying Bearing Formation

Huiming Li¹, Hao Chen^{1,2}, Xiangke Wang¹, Mengge Zhang¹ and Lincheng Shen¹

Abstract—This paper studies the bearing-based time-varying formation control problem for unicycle-type agents without bearing rigidity conditions. In the considered problem, only a small set of agents, named as anchors, can obtain their global positions, and the other agents only have access to the bearing information relative to their neighbors. To address the problem, we propose a novel scheme integrating the distributed localization algorithm and the observer-based formation tracking controller. The designed localization algorithm estimates the global position by using inter-agent bearing measurements, and the observer-based controller tracks the desired formation with the estimated positions. A key distinction of our approach is extending the localization-and-tracking control scheme to the bearing-based coordination of nonholonomic systems, where the desired inter-agent bearings can be time-varying, instead of the constant ones assumed in most of the existing researches. The asymptotic stability of the coupled localization-and-tracking control system is proved, and simulations are carried out to validate the theoretical analysis.

I. INTRODUCTION

Multi-agent systems have broad applications in agriculture, industry, and military. The robotics and control community enthusiastically explores cooperative control approaches for multi-agent systems. Based on different types of available measurements, most of the existing researches can be divided into four categories: (1) position-based [1]; (2) displacement-based [2]; (3) distance-based [3] and (4) bearing-based [4]. Among these measurements to achieve formation control, bearing measurements have the lowest acquisition cost, which can be obtained by a variety of sensors, such as laser radars [5], millimeter-wave radars [6], passive radars [7], [8], cameras [9], etc. Especially with the wide application of vision sensors in robotics, formation control based on bearing measurements has attracted the attention of many scholars due to the natural connection between the vision-based control problem and the bearing-based control strategies.

The primary foundation of researches on bearing-based formation control is the so-called bearing rigidity theory [4], which analyzes the conditions on multi-agent systems'

topologies and physical configurations to ensure the uniqueness of the formation shape with inter-agent bearings. To further analyze the algebraic properties of bearing rigid formations, a matrix-weighted graph Laplacian, the bearing Laplacian matrix, was proposed in [10]. With this powerful tool, a series of bearing-based, even bearing-only methods on formation generation and tracking of single or double integrators were presented in [11]–[15]. In [16], bearing-based control laws for unicycles were constructed to track moving leaders. In [17], an almost global stable distributed bearing-only formation controller was designed for Euler–Lagrange-like agents. However, to ensure the uniqueness, desired formations are always recurrently assumed to be infinitesimally bearing rigid. To make this assumption hold, only trivial infinitesimal bearing motions, namely translational and scaling motions are the allowed formation maneuvers. Consequently, all the work mentioned above shares a common basic assumption: the desired inter-agent bearings are constant.

A few studies have focused on generating and tracking time-varying inter-agent bearings in multi-agent systems. Tang et al. investigated a new type of formation based on the persistence of excitation (PE) to relax the classical bearing rigidity conditions on the graph topology and achieve the generation and tracking for time-varying inter-agent bearings, which is called bearing persistently exciting (BPE) formation [18]–[21]. Distributed control laws based on time-varying bearing measurements were designed under the assumption that the desired formation is BPE. However, these researches on time-varying inter-neighbor bearings concentrate on linear systems, especially single-integrator and double-integrator models.

Although many bearing-based formation control problems have been studied in the literature, few researches have addressed the formation tracking problem for time-varying inter-agent bearings in nonholonomic multi-agent systems, as we do in this paper. Our approach to tackle this problem relies on the integration of bearing-based localization and tracking control. The bearing-based localization problem is also widely discussed because of the duality between localization and control problems, such as [22]–[24]. However, bearing-based localization and formation control are not considered simultaneously as a whole in most of the existing works due to the coupling between localization and control. The work in [25] considered the self-localization and formation control task for single-integrator agents with bearing-only measurements, but theoretical analysis on the stability of the coupled system was not provided. In [21], bearing-based

*This work was supported in part by the National Natural Science Foundation of China under grant 61973309 and U2241214, in part by the Hunan Provincial Natural Science Foundation of China under grant 2021JJ10053, in part by the Research Project of National University of Defense Technology under grant ZK21-05.

¹College of Intelligence Science and Technology, National University of Defense Technology, Changsha 410073, China.

²Laboratory of Science and Technology on Integrated Logistics Support, National University of Defense Technology, Changsha 410073, China.

Email: huiminglihm@163.com,
chenhao09@nudt.edu.cn, xkwang@nudt.edu.cn,
zhangmg@nudt.edu.cn, lcschen@nudt.edu.cn

The corresponding author is Hao Chen.

localization and formation tracking methods were proposed under the assumption that the desired formation is BPE, but the agents in this study are single integrators.

In this paper, we propose a bearing-based distributed localization algorithm to estimate global positions, which is utilized to devise control inputs for unicycle-type agents to track the desired time-varying formation, different from [21], [25], where single-integrator dynamics were considered, also from [14]–[16], where the desired inter-agent bearings are constant. The main contributions of this paper are summarized as follows:

- i) We propose an integrated bearing-based localization and tracking control method for nonholonomic agents moving in a formation, the stability of the coupled system is theoretically proved without the assumption of bearing rigidity.
- ii) The bearing-based localization-and-tracking control strategy not only localizes the unicycle-type agents in the inertial coordinate, but also allows the agents to track time-varying inter-agent bearings, instead of the constant ones in most of the existing researches.

This paper unfolds as follows: in Section II, we provide some mathematical preliminaries on graph theory and establish the bearing-based localization-and-tracking control problem studied in this paper. Theoretical results are proposed in Section III, and simulations are carried out in Section IV. We finally make concluding remarks in Section V.

II. PROBLEM DESCRIPTION

A. Preliminaries On Graph Theory

The interaction topology of a nonholonomic n -agent system in this paper is represented by an undirected graph $\mathcal{G} = (\mathcal{V}, \mathcal{E})$, where $\mathcal{V} = \{1, 2, \dots, n\}$ is the set of vertices, $\mathcal{E} \subset \mathcal{V} \times \mathcal{V}$ is the set of edges, and $|\mathcal{E}| = m$. An edge $(i, j) \in \mathcal{E}$ means there is a bidirectional interaction between agent i and j . The neighbor set of agent i is denoted by $\mathcal{N}_i := \{j \in \mathcal{V} | (i, j) \in \mathcal{E}\}$. Let $p_i \in \mathbb{R}^d$ be the position of agent i , and $p = [p_1^T, \dots, p_n^T]^T \in \mathbb{R}^{dn}$. A *formation* can be expressed by (\mathcal{G}, p) if the vertex i in \mathcal{G} is mapped to p_i for all $i \in \mathcal{V}$.

An oriented graph is constructed when assigning a direction to each edge in the undirected graph. The incidence matrix $H \in \mathbb{R}^{m \times n}$ is a matrix composed of 1, 0 and -1 that describes the edge direction of the oriented graph, whose rows are indexed by edges and columns are labeled by vertices, $[H]_{ki} = 1$ if vertex i is the head of edge k , $[H]_{ki} = -1$ if i is the tail, and $[H]_{ki} = 0$ otherwise. For a connected graph, $\text{rank}(H) = n - 1$ and $H\mathbf{1}_n = 0$, where $\mathbf{1}_n = [1, \dots, 1]^T \in \mathbb{R}^n$.

B. Problem Formulation

Consider a group of n agents modeled by the unicycle dynamics in inertial coordinate system:

$$\begin{cases} \dot{x}_i = v_i \cos \theta_i \\ \dot{y}_i = v_i \sin \theta_i \\ \dot{\theta}_i = \omega_i \end{cases} \quad (1)$$

where $p_i := [x_i, y_i]^T$ denotes the position of the agent i , and θ_i denotes its orientation with respect to the x -axis. The variables v_i and ω_i are the control inputs. Let $h_i := [\cos \theta_i, \sin \theta_i]^T$ and $h_i^\perp := [-\sin \theta_i, \cos \theta_i]^T$ as the heading vectors.

Remark 1: The mathematic model equation (1) performs well in describing the movement of underactuated robots, like fixed-wing UAVs [26] and wheeled mobile robots [27]. Compared to the integrator models discussed in [21], the nonlinearity of equation (1) increases the difficulty in designing the bearing-based control law.

The edge and the bearing vectors between agent i and j can be defined as

$$e_{ij} := p_j - p_i, \quad g_{ij} := \frac{e_{ij}}{\|e_{ij}\|} \quad (2)$$

If edge k in the underlying graph \mathcal{G} connects vertex i and j , we can write $e_k := e_{ij}$. The corresponding bearing vector is then denoted by $g_k := \frac{e_k}{\|e_k\|}$. Let $\pi_{g_k} := I_d - g_k g_k^T$ and $\Pi := \text{diag}(\pi_{g_k}) \in \mathbb{R}^{dm \times dm}$, then the bearing Laplacian matrix is introduced as follows:

$$L_B = \bar{H}^T \Pi \bar{H} \in \mathbb{R}^{dn \times dn} \quad (3)$$

where $\bar{H} := H \otimes I_d$, and the operator \otimes denotes the Kronecker product. The symbol I_d represents an identity matrix and the subscript d is the spatial dimension. It is easy to obtain that L_B is positive semi-definite [10].

Assumption 1: The sensing topology of the multi-agent system is described by a connected undirected graph $\mathcal{G}(\mathcal{V}, \mathcal{E})$ and each agent $i \in \mathcal{V}$ can measure the relative bearing vectors g_{ij} to its neighbors $j \in \mathcal{N}_i$.

Assumption 1 implies that agents can get their orientations relative to the inertial coordinate system through sensors such as gyroscopes, so the relative bearing measurements can be regarded as the global ones.

In our problem, only n_a agents, known as *anchors*, in the formation, have access to their global positions, and the set of anchors is denoted by \mathcal{V}_a . This scenario is typical in a GPS-denied environment, or an indoor environment where the global positions are not provided by the external systems, e.g., the motion capture systems. The anchors are carrying high-precision inertial measurement unit to obtain its global position, and the remaining agent can only measure the relative bearing vectors with respect to their neighbors by using cameras or other similar sensors.

Remark 2: Considering the ambiguity of bearing information, anchors are necessary for the bearing-based localization algorithms. In [28], it is highlighted that at least one anchor with the global position information is required to pin down the entire formation shape. Furthermore, at least one distance information is required to remove the scale uncertainty, as used in [29]. In [10], [23], [24], at least two anchors are required for network localization relying on bearing-only measurements. A distributed iterative method using local bearing information is proposed to localize nodes with at least $d + 1$ anchors in [22].

The agents as a whole are expected to form a desired formation (\mathcal{G}, p^*) , where $p^* = [p_1^{*T}, \dots, p_n^{*T}]^T \in \mathbb{R}^{dn}$, and p_i^* is the desired position of agent i . Let θ_i^* , v_i^* and ω_i^* denote the desired heading angle, linear velocity and angular speed for agent i , respectively. We make the following assumption regarding the desired formation.

Assumption 2: The desired position p_i^* ($i \in \mathcal{V}$) is chosen to meet the following conditions:

- (1) $p_i^*(t)$ is twice differentiable with respect to t ;
- (2) $p_i^*(t)$ and $\dot{p}_i^*(t)$ are bounded for all t , and the desired relative distance $\|e_{ij}^*(t)\|_{j \in \mathcal{N}_i} > 0$ so that the desired bearing $g_{ij}^*(t)$ is well-defined;
- (3) $v_i^*(t) > 0$ for all t .

Remark 3: To make the agents effectively track the desired trajectory, the desired position for agent i should satisfy equation (1), i.e., $\dot{p}_i^*(t) = v_i^* h_i^*$ where $h_i^* := [\cos \theta_i^*, \sin \theta_i^*]^T$ and v_i^* is bounded.

Our problem can be summarized as follows:

Problem 1: Consider a team of nonholonomic agents modeled by (1) under Assmption 1, and only the agents $i \in \mathcal{V}_a$ have available global positions. Design control laws for each agent $i \in \mathcal{V}$, to track a time-varying target formation (\mathcal{G}, p^*) satisfying Assumption 2, by using inter-neighbor bearing information $g_{ij}(t)$, such that $p_i(t) \rightarrow p_i^*(t)$ and $g_{ij}(t) \rightarrow g_{ij}^*(t)$ when $t \rightarrow \infty$.

III. BEARING-BASED LOCALIZATION AND FORMATION TRACKING CONTROL

In this section, we propose a localization-and-tracking control scheme for unicycle-type agents to track the desired inter-agent bearings without the assumption of bearing rigidity. A distributed bearing-based estimator and an observer-based controller are designed as an integration. Theoretical analysis is then presented to illustrate the properties of the coupled nonholonomic system.

First of all, we design a bearing-based position estimator \hat{p}_i to localize agent i . By assuming that agents can communicate their position estimations with their neighbors, the position estimators are designed as follows:

$$\dot{\hat{p}}_i = -k_p \sum_{j \in \mathcal{N}_i} \pi_{g_{ij}} (\hat{p}_i - \hat{p}_j) - k_p f(p_i) + v_i h_i, \quad (4)$$

where k_p is a positive coefficient. The function $f(p_i)$ is defined as $f(p_i) := \hat{p}_i - p_i$ if $i \in \mathcal{V}_a$; and $f(p_i) := 0$ otherwise.

Then, we design an observer-based formation tracking control law with the estimated positions shown in equation (4) as below:

$$v_i = h_i^T (p_i^* - \hat{p}_i + v_i^* h_i^* + \omega_i^* h_i^{\perp}) \quad (5)$$

$$\omega_i = h_i^{\perp T} (p_i^* - \hat{p}_i + v_i^* h_i^* + \omega_i^* h_i^{\perp}). \quad (6)$$

For agent i , we define the localization error as $\delta_i = \hat{p}_i - p_i$, and the formation tracking error as $\tilde{p}_i = p_i - p_i^*$. To solve Problem 1, it is equal to make $\delta_i \rightarrow 0$, $\tilde{p}_i \rightarrow 0$ and $g_{ij} \rightarrow g_{ij}^*$ as $t \rightarrow \infty$. The following theorem analyzes stability of the

system with the integration of the position estimator (4) and the tracking control law (5)-(6).

Theorem 1: Consider a n -agent nonholonomic system defined in \mathbb{R}^d under Assumption 1 and 2. If the following initial conditions are met

$$\begin{aligned} \|\hat{p}_i(0) - p_i(0)\| &< \min_{(i,j) \in \mathcal{E}} \frac{1}{2} \|e_{ij}^*\| - v_i^*, \\ \|p_i(0) - p_i^*(0)\| &< \min_{(i,j) \in \mathcal{E}} \frac{1}{2} \|e_{ij}^*\|, \end{aligned}$$

the position estimator (4) and the formation tracking controller (5)-(6) proposed for (1) can drive the localization and tracking errors to zero, that is, $\delta_i \rightarrow 0$, $\tilde{p}_i \rightarrow 0$ and $g_{ij} \rightarrow g_{ij}^*$ when $t \rightarrow \infty$.

Proof: First of all, we analyze the convergence of the position estimator. According to equation (4), the time derivative of the estimation error δ_i can be derived as

$$\dot{\delta}_i = \dot{\hat{p}}_i - \dot{p}_i = -k_p \sum_{j \in \mathcal{N}_i} \pi_{g_{ij}} (\hat{p}_i - \hat{p}_j) - k_p f(p_i). \quad (7)$$

Let $\hat{p} = [\hat{p}_1^T, \dots, \hat{p}_n^T]^T \in \mathbb{R}^{dn}$ and $\delta = [\delta_1^T, \dots, \delta_n^T]^T \in \mathbb{R}^{dn}$. Since $\text{span}(1 \otimes I_d, p) \subseteq \text{Null}(L_B)$ (see [10]), equation (7) and (4) can be rewritten in a matrix form as

$$\dot{\delta} = -k_p L_B \hat{p} - k_p A \delta = -k_p (L_B + A) \delta \quad (8)$$

The matrix A in (8) is defined as $A := \text{diag}(A_1, \dots, A_n) \in \mathbb{R}^{dn \times dn}$, where $A_i := I_d$ for $i \in \mathcal{V}_a$ and $A_i := 0_d$ otherwise. Since k_p is a positive constant, L_B is positive semi-definite, we have $L_B + A \geq 0$, and thus the eigenvalues of the matrix $-k_p (L_B + A)$ have non-positive real parts, meaning the error system (8) is Lyapunov stable. Consequently, there exist a positive constant ϵ_1 , satisfying $\|\delta_i(t)\| < \epsilon_1$ for $t \geq 0$.

Then, we show the bearing information g_{ij} , $\forall (i, j) \in \mathcal{E}$ is well-defined for $t > 0$, meaning $\|e_{ij}\| > 0$. Since $e_{ij} := p_j - p_i = \tilde{p}_j + p_j^* - \tilde{p}_i - p_i^* = \tilde{p}_j - \tilde{p}_i + e_{ij}^*$, one gets

$$\|e_{ij}\| \geq \|e_{ij}^*\| - \|\tilde{p}_i\| - \|\tilde{p}_j\| \geq \|e_{ij}^*\| - 2 \max_{j \in \mathcal{N}_i} (\|\tilde{p}_i\|, \|\tilde{p}_j\|),$$

where the function $\max(a, b) = \begin{cases} a, & \text{if } a \geq b \\ b, & \text{else} \end{cases}$. Thus, if $\max_{j \in \mathcal{N}_i} (\|\tilde{p}_i\|, \|\tilde{p}_j\|) < \frac{1}{2} \|e_{ij}^*\|$, we can conclude $\|e_{ij}\| > 0$. Let $V_1^i = \frac{1}{2} \|\tilde{p}_i\|^2$, the following equation holds combining with equation (5):

$$\begin{aligned} \dot{V}_1^i &= \tilde{p}_i^T \dot{\tilde{p}}_i = \tilde{p}_i^T (v_i h_i - \dot{p}_i^*) \\ &= -\tilde{p}_i^T h_i h_i^T \tilde{p}_i - \tilde{p}_i^T h_i h_i^T \delta_i + \tilde{p}_i^T h_i h_i^T v_i^* h_i^* - \tilde{p}_i^T v_i^* h_i^* \\ &\leq -\|\tilde{p}_i^T h_i\|^2 + \|\tilde{p}_i^T h_i\| \|\delta_i\| + v_i^* \|\tilde{p}_i^T h_i\| + v_i^* \|\tilde{p}_i\| \\ &\leq -\|\tilde{p}_i^T h_i\| (\|\tilde{p}_i^T h_i\| - \|\delta_i\| - v_i^*). \end{aligned}$$

We see that $\dot{V}_1^i \leq 0$ if $\|\tilde{p}_i^T h_i\| - \|\delta_i\| - v_i^* \geq 0$, which means the equilibrium point $\tilde{p}_i = 0$ is Lyapunov stable when $\|\tilde{p}_i^T h_i\| \geq \|\delta_i\| + v_i^*$, then there is a constant ϵ_2 that satisfies $\|\tilde{p}_i^T h_i\| \leq \|\tilde{p}_i(t)\| \leq \epsilon_2$. If $\epsilon_2 < \min_{(i,j) \in \mathcal{E}} \frac{1}{2} \|e_{ij}^*\|$, we can get $\|\tilde{p}_i(t)\| < \min_{(i,j) \in \mathcal{E}} \frac{1}{2} \|e_{ij}^*\|$ to ensure g_{ij} is well-defined. To be consistent with $\|\delta_i\| + v_i^* \leq \|\tilde{p}_i^T h_i\| \leq \epsilon_2$, ϵ_2 should be carefully selected to meet $\epsilon_2 \geq \epsilon_1 + v_i^*$ combining

with $\|\delta_i(t)\| < \epsilon_1$. What we need to do next is analyzing the convergence of the closed-loop system to find proper ϵ_1 and ϵ_2 . This can be done after we show the convergence of δ and \tilde{p} .

Now we continue to analyze the convergence of δ and \tilde{p}_i . Let $\bar{L}_B = L_B + A$ and $W_1 := \frac{1}{2}\|\delta\|^2$. Obviously, W_1 is bounded. The time derivative of W_1 is

$$\dot{W}_1 = \delta^T \dot{\delta} = \delta^T [-k_p(L_B + A)\delta] = -k_p \delta^T \bar{L}_B \delta.$$

The second derivative of W_1 yields

$$\ddot{W}_1 = -2k_p \delta^T \bar{L}_B \dot{\delta} - k_p \delta^T \bar{H}^T \bar{\Pi} \bar{H} \delta.$$

Since the bearing g_k is well-defined as proved above, π_{g_k} can be derived as

$$\dot{\pi}_{g_k} = -\frac{1}{\|p_k\|} (\pi_{g_k} \dot{p}_k g_k^T + g_k \dot{p}_k^T \pi_{g_k}),$$

where $\dot{p}_k = v_j h_j - v_i h_i$, $j \in \mathcal{N}_i$. Thus, $\bar{\Pi}$ is bounded. Combining $\|\delta_i(t)\| < \epsilon_1$ with equation (8), it is believed $\dot{\delta}$ is also bounded. Therefore, \ddot{W}_1 is bounded so that \dot{W}_1 is uniformly continuous. It follows that $\dot{W}_1 \rightarrow 0$ according to Barbalat's lemma, so that one gets $\delta \rightarrow 0$ and $\dot{\delta} \rightarrow 0$, which means $\hat{p}_i \rightarrow p_i$ for $i \in \mathcal{V}$.

Next, we analyze the convergence of the formation tracking controller (5)-(6). Let $\tilde{p}_i = p_i - p_i^*$ and $\tilde{h}_i = h_i - h_i^*$, resulting $p_i^* - \hat{p}_i = -\tilde{p}_i - \delta_i$. The tracking error system can be written as follows:

$$\begin{aligned} \dot{\tilde{p}}_i &= \dot{p}_i - \dot{p}_i^* = v_i h_i - v_i^* h_i^* \\ &= h_i h_i^T (p_i^* - \tilde{p}_i + v_i^* h_i^* + \omega_i^* h_i^\perp) - v_i^* h_i^* \\ &= -h_i h_i^T \tilde{p}_i - h_i h_i^T \delta_i - h_i^\perp h_i^{\perp T} v_i^* h_i^* \end{aligned} \quad (9)$$

$$\begin{aligned} \dot{\tilde{h}}_i &= -h_i^\perp h_i^{\perp T} \tilde{p}_i - h_i^\perp h_i^{\perp T} \delta_i + \\ &h_i^\perp h_i^{\perp T} v_i^* h_i^* + \omega_i^* h_i^{\perp} - \omega_i^* h_i^{*\perp}, \end{aligned} \quad (10)$$

We choose the Lyapunov function for agent i as $V^i := V_1^i + V_2^i$, where $V_2^i = \frac{1}{2} v_i^* \|\tilde{h}_i\|^2$. We can obtain that

$$\begin{aligned} \dot{V}_1^i &= \dot{\tilde{p}}_i^T \tilde{p}_i = -\tilde{p}_i^T h_i h_i^T \tilde{p}_i - \tilde{p}_i^T h_i h_i^T \delta_i - \tilde{p}_i^T h_i^\perp h_i^{\perp T} v_i^* h_i^* \\ \dot{V}_2^i &= v_i^* \tilde{h}_i^T \dot{\tilde{h}}_i = v_i^* (h_i - h_i^*)^T \dot{\tilde{h}}_i \\ &= -v_i^* \omega_i^* h_i^T h_i^{*\perp} - v_i^* h_i^T (-h_i^\perp h_i^{\perp T} \tilde{p}_i - h_i^\perp h_i^{\perp T} \delta_i + \\ &h_i^\perp h_i^{\perp T} v_i^* h_i^* + \omega_i^* h_i^\perp - \omega_i^* h_i^{*\perp}) \\ &= v_i^* h_i^T h_i^\perp h_i^{\perp T} \tilde{p}_i + v_i^* h_i^T h_i^\perp h_i^{\perp T} \delta_i - v_i^{*2} h_i^{*T} h_i^{\perp} h_i^{\perp T} h_i^*. \end{aligned}$$

Therefore, the derivative of \dot{V}^i is shown as below.

$$\begin{aligned} \dot{V}^i &= \dot{V}_1^i + \dot{V}_2^i \\ &= -\|\tilde{p}_i^T h_i\|^2 - \|v_i^* h_i^{*T} h_i^\perp\|^2 \\ &\quad - (\tilde{p}_i^T h_i h_i^T - v_i^* h_i^{*T} h_i^\perp h_i^{\perp T}) \delta_i. \end{aligned}$$

Let $g_1(t) := -\|\tilde{p}_i^T h_i\|^2 - \|v_i^* h_i^{*T} h_i^\perp\|^2$ and $g_2(t) := -(\tilde{p}_i^T h_i h_i^T - v_i^* h_i^{*T} h_i^\perp h_i^{\perp T}) \delta_i$. One gets g_1 is bounded and $\lim_{t \rightarrow \infty} g_2(t) = 0$ since $\lim_{t \rightarrow \infty} \delta_i = 0$ as proved above. According to the Limiting Equation Theorem in [30], the invariant set $\Omega = \left\{ (\tilde{p}_i, \tilde{h}_i) \mid \tilde{p}_i^T h_i = 0, h_i^{*T} h_i^\perp = 0 \right\}$ is approached by all bounded solutions of \dot{V}^i . Combined it with equation (9),

we have $\dot{\tilde{p}}_i \rightarrow 0$ and $\dot{\tilde{h}}_i \rightarrow [\omega_i^* (h_i^\perp - h_i^{*\perp}) - \tilde{p}_i]$ when $t \rightarrow \infty$. Meanwhile, $\dot{\tilde{p}}_i + \dot{\tilde{h}}_i \rightarrow 0$ holds since $\delta \rightarrow 0$. Besides, $\dot{\tilde{p}}_i + \dot{\tilde{h}}_i = -h_i h_i^T (\tilde{p}_i + \delta_i) - h_i^\perp h_i^{\perp T} v_i^* h_i^* \rightarrow -h_i h_i^T (\tilde{p}_i + \delta_i)$,

where $h_i h_i^T = \begin{bmatrix} \cos^2 \theta_i & \cos \theta_i \sin \theta_i \\ \cos \theta_i \sin \theta_i & \sin^2 \theta_i \end{bmatrix} > 0$. Since h_i is time-varying, and there is no $\theta_i \in \mathbb{R}$ to make $\cos^2 \theta_i = 0$ and $\sin^2 \theta_i = 0$ hold simultaneously. Thus, $\tilde{p}_i + \delta_i \rightarrow 0$ is obtained, that is, $\tilde{p}_i \rightarrow 0$ and $\hat{p}_i \rightarrow p_i^*$ hold. Further, $g_{ij} = \frac{(p_j - p_i)(p_j - p_i)^T}{\|p_j - p_i\|} \rightarrow \frac{(p_j^* - p_i^*)(p_j^* - p_i^*)^T}{\|p_j^* - p_i^*\|} = g_{ij}^*$ as $t \rightarrow \infty$.

Based on the above analysis, the localization error δ_i and formation tracking error \tilde{p}_i are asymptotic stable. Therefore, it is reasonable to choose $\epsilon_1 = \|\delta_i(0)\|$ and $\epsilon_2 = \|\tilde{p}_i(0)\|$ so that initial values of the system should meet the following conditions:

$$\|\delta_i(0)\| = \|\hat{p}_i(0) - p_i(0)\| < \min_{(i,j) \in \mathcal{E}} \frac{1}{2} \|e_{ij}^*\| - v_i^* \quad (11)$$

$$\|\tilde{p}_i(0)\| = \|p_i(0) - p_i^*(0)\| < \min_{(i,j) \in \mathcal{E}} \frac{1}{2} \|e_{ij}^*\|. \quad (12)$$

In summary, under the estimator (4) and the formation tracking controller (5)-(6), the localization and tracking errors, δ_i and \tilde{p}_i , converge to zero. Namely, agents can track the desired positions p_i^* and maintain the desired time-varying bearings $g_{ij}^*(t)$, $(i, j) \in \mathcal{E}$. Hence, Theorem 1 is proven and Problem 1 is solved. ■

Theorem 1 illustrates the stability of the coupled system with the integrated bearing-based localization-and-tracking control scheme. Besides, since $\|e_{ij}\| > 0$, collisions between neighbors can be avoided. We note that we do not assume bearing rigidity conditions, and the desired inter-agent bearings can either be constant or time-varying.

Remark 4: In this paper, we consider the bearing-based localization and formation tracking problem at the same time, different from [10], [24], where only the localization is addressed, also from [13], [14], where formation control problems are focused. Besides, both constant and time-varying inter-neighbor bearings are feasible with the proposed integrated control scheme. Another key outcome of our work is extending the localization-and-tracking scheme to the nonholonomic systems, while the most frequently used model in the relevant literature is the linear integrator dynamics as in [21], [31].

IV. SIMULATION RESULTS

In this section, simulations are carried out to verify the effectiveness of the proposed control strategy. The underlying graph is set as the one shown in Fig.1, where *Agent 1* and *Agent 7* are chosen to be anchors. The initial desired positions are set as $p^*(0) = [7, 0, 3, 3, 3, -3, 0, 0, -3, 3, -3, -3, -7, 0]^T$. Two simulations are conducted to demonstrate the formation control effect under the designed localization-and-tracking scheme without the assumption of infinitesimal bearing rigidity conditions.

In the first simulation scenario, agents are designed to translate along a sinusoidal curve, where the inter-agent

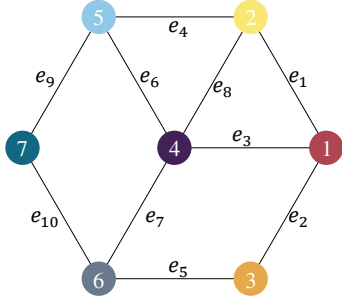
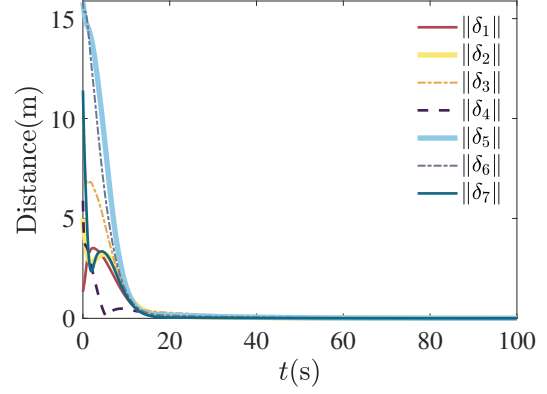


Fig. 1. The interaction topology in the simulations. Agent 1 and Agent 7 are chosen to be anchors.



(a) The time evolution of the norm of the estimation error $\|\delta\|$.

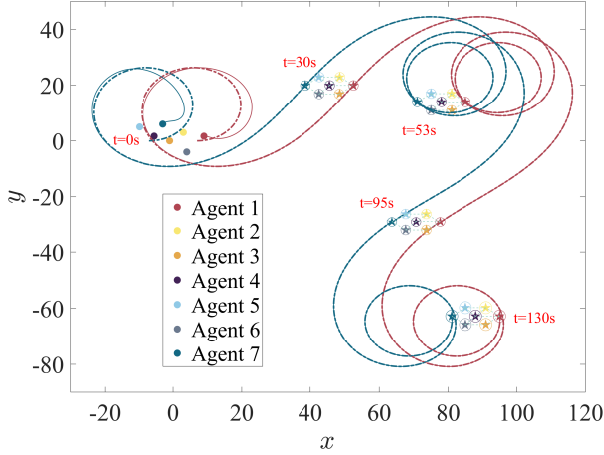
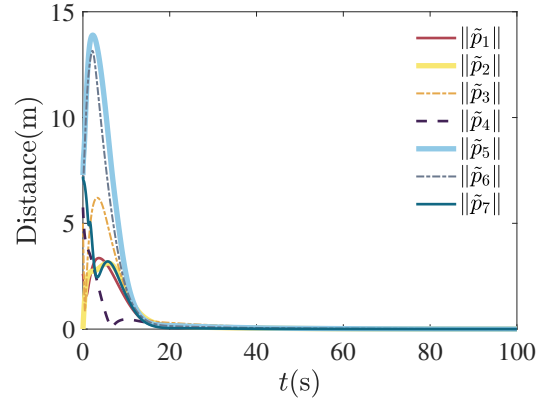


Fig. 2. Trajectories of agents translating along a sinusoidal curve. The solid circles represent the initial positions of the agents. The void circles illustrate the positions of the agents at $t = 30s, 53s, 95s$ and $130s$, respectively. The stars represent the desired positions per time. The solid lines represent the actual trajectories of the anchors, and the dashed lines are the desired trajectory of anchors. The dashed cyan lines among the agents represent the information connections.



(b) The time evolution of the norm of the tracking error $\|\tilde{p}\|$.

Fig. 3. Time evolution of the norm of errors.

bearings are constant. Fig.2 shows the trajectories of the agents. As we can see from Fig.3, the estimation and tracking errors converge to zero asymptotically, which means the inter-agent bearing g_{ij} converge to g_{ij}^* at the same time.

To demonstrate the tracking ability of the proposed control strategy for time-varying inter-agent bearings, the formation is set to rotate around a fixed point in the second simulation, as shown in Fig. 4. Fig. 5 shows the evolution of the localization and tracking errors, respectively. It is obvious that errors converge to zero. That is, the desired formation (\mathcal{G}, p^*) and time-varying inter-neighbor bearings g_{ij}^* are tracked. The simulation results provide strong evidence for the effectiveness of the proposed control scheme. Note that the initial values in this simulation are set as $\hat{p}_2(0) = [-1; 0]$, $p_2(0) = [3; 3]$ and $v_2^* = 1.73$, so that $\|\hat{p}_2(0) - p_2(0)\| = 5 > \|p_{24}^*\| - v_2^* = 3\sqrt{2} - 1.73$, meaning equation (11) in Theorem 1 are only sufficient conditions to guarantee the stability of the control system.

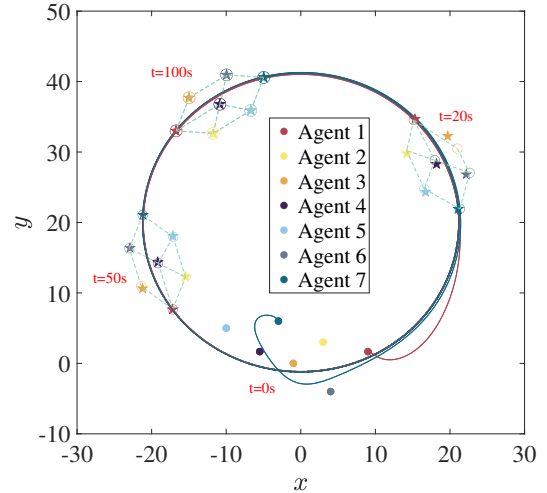
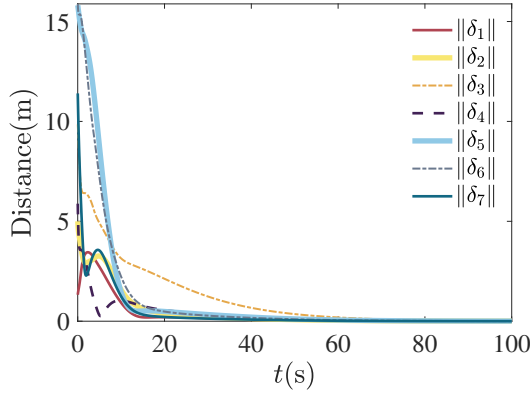
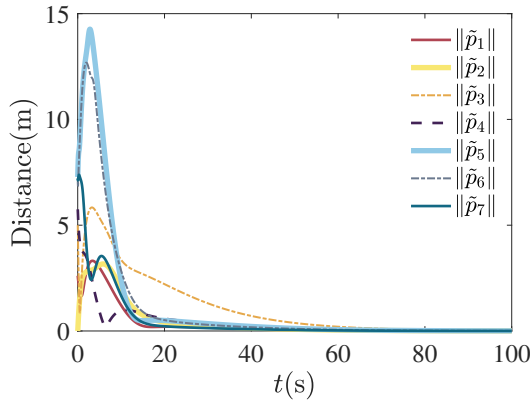


Fig. 4. Trajectories of agents rotating around a fixed point. The solid circles represent the initial positions of the agents. The void circles illustrate the positions of the agents at $t = 20s, 50s$ and $100s$, respectively. The stars represent the desired positions per time. The solid lines represent the actual trajectories of the anchors, and the dashed lines are the desired trajectory of anchors. The dashed cyan lines among the agents represent the information connections.



(a) The time evolution of the norm of the estimation error $\|\delta\|$.



(b) The time evolution of the norm of the tracking error $\|\tilde{p}\|$.

Fig. 5. Time evolution of the norm of errors.

V. CONCLUSIONS

This paper presents a novel bearing-based localization-and-tracking control scheme to handle the time-varying formation tracking problem for nonholonomic agents. Based on bearing measurements among agents, a distributed localization method is designed and an observer-based controller is proposed to track target formations with desired bearings. By adopting the integrated localization-and-tracking control method, both the localization and tracking errors converge to zero, which is demonstrated by the theoretical analyses of the coupled system as well as two simulation examples. The approach also relaxes the conditions imposed on the graph topology to ensure stability. One future research direction is to consider more complicated maneuvering forms, such as scaling, shearing and their combinations, for nonholonomic agents.

REFERENCES

- [1] D. Zhang, Y. Tang, W. Zhang, and X. Wu, "Hierarchical design for position-based formation control of rotorcraft-like aerial vehicles," *IEEE Transactions on Control of Network Systems*, vol. 7, no. 4, pp. 1789–1800, 2020.
- [2] H. Chen, X. Wang, L. Shen, and Y. Cong, "Formation flight of fixed-wing UAV swarms: A group-based hierarchical approach," *Chinese Journal of Aeronautics*, vol. 34, no. 2, pp. 504–515, 2021.
- [3] F. Mehdifar, C. P. Bechlioulis, F. Hashemzadeh, and M. Baradarannia, "Prescribed performance distance-based formation control of multi-agent systems," *Automatica*, vol. 119, p. 109086, 2020.

- [4] S. Zhao and D. Zelazo, "Bearing rigidity and almost global bearing-only formation stabilization," *IEEE Transactions on Automatic Control*, vol. 61, no. 5, pp. 1255–1268, 2016.
- [5] Y. Zou, L. Wang, and Z. Meng, "Distributed localization and circumnavigation algorithms for a multiagent system with persistent and intermittent bearing measurements," *IEEE Transactions on Control Systems Technology*, vol. 29, no. 5, pp. 2092–2101, Sept. 2021.
- [6] S. Dogru and L. Marques, "Pursuing drones with drones using millimeter wave radar," *IEEE Robotics and Automation Letters*, vol. 5, no. 3, pp. 4156–4163, 2020.
- [7] B. Gabard, L. Casadebaig, T. Deloues, A. Amiez, P. Escalas, D. Poullin, O. Rabaste, and H. Jeuland, "A UAV airborne passive digital radar for aerial surveillance," in *2018 15th European Radar Conference (EuRAD)*, 2018, pp. 162–165.
- [8] B. Gabard, V. Wasik, O. Rabaste, T. Deloues, D. Poullin, and H. Jeuland, "Airborne targets detection by UAV-embedded passive radar," in *2020 17th European Radar Conference (EuRAD)*, 2021, pp. 346–349.
- [9] J. Li, Z. Ning, S. He, C.-H. Lee, and S. Zhao, "Three-dimensional bearing-only target following via observability-enhanced helical guidance," *IEEE Transactions on Robotics*, pp. 1–18, 2022.
- [10] S. Zhao and D. Zelazo, "Localizability and distributed protocols for bearing-based network localization in arbitrary dimensions," *Automatica*, vol. 69, pp. 334–341, July 2016.
- [11] M. H. Trinh, S. Zhao, Z. Sun, D. Zelazo, B. D. O. Anderson, and H.-S. Ahn, "Bearing-based formation control of a group of agents with leader-first follower structure," *IEEE Transactions on Automatic Control*, vol. 64, no. 2, pp. 598–613, 2019.
- [12] D. Van Vu and M. H. Trinh, "Decentralized sliding-mode control laws for the bearing-based formation tracking problem," in *2021 International Conference on Control, Automation and Information Sciences (ICCAIS)*. Xi'an, China: IEEE, Oct. 2021, pp. 67–72.
- [13] Z. Li, H. Tnunay, S. Zhao, W. Meng, S. Q. Xie, and Z. Ding, "Bearing-only formation control with prespecified convergence time," *IEEE Transactions on Cybernetics*, vol. 52, no. 1, pp. 620–629, Jan. 2022.
- [14] X. Li, C. Wen, X. Fang, and J. Wang, "Adaptive bearing-only formation tracking control for nonholonomic multiagent systems," *IEEE Transactions on Cybernetics*, vol. 52, no. 8, pp. 7552–7562, 2022.
- [15] M. H. Trinh, Q. V. Tran, D. V. Vu, P. D. Nguyen, and H.-S. Ahn, "Robust tracking control of bearing-constrained leader-follower formation," *Automatica*, vol. 131, p. 109733, Sept. 2021.
- [16] Q. Van Tran and J. Kim, "Bearing-constrained formation tracking control of nonholonomic agents without inter-agent communication," *IEEE Control Systems Letters*, vol. 6, pp. 2401–2406, 2022.
- [17] X. Li, C. Wen, and C. Chen, "Adaptive formation control of networked robotic systems with bearing-only measurements," *IEEE Transactions on Cybernetics*, vol. 51, no. 1, pp. 199–209, 2021.
- [18] Z. Tang, R. Cunha, T. Hamel, and C. Silvestre, "Bearing-only formation control under persistence of excitation," in *2020 59th IEEE Conference on Decision and Control (CDC)*, 2020, pp. 4011–4016.
- [19] —, "Bearing leader-follower formation control under persistence of excitation," *IFAC-PapersOnLine*, vol. 53, no. 2, pp. 5671–5676, 2020.
- [20] —, "Some properties of time-varying bearing formation," *European Journal of Control*, vol. 68, p. 100699, Nov. 2022.
- [21] Z. Tang and A. Loría, "Localization and tracking control of autonomous vehicles in time-varying bearing formation," *IEEE Control Systems Letters*, vol. 7, pp. 1231–1236, 2023.
- [22] K. Cao, Z. Han, Z. Lin, and L. Xie, "Bearing-only distributed localization: A unified barycentric approach," *Automatica*, vol. 133, p. 109834, Nov. 2021.
- [23] Z. Lin, T. Han, R. Zheng, and M. Fu, "Distributed localization for 2-d sensor networks with bearing-only measurements under switching topologies," *IEEE Transactions on Signal Processing*, vol. 64, no. 23, pp. 6345–6359, Dec. 2016.
- [24] X. Li, X. Luo, and S. Zhao, "Globally convergent distributed network localization using locally measured bearings," *IEEE Transactions on Control of Network Systems*, vol. 7, no. 1, pp. 245–253, Mar. 2020.
- [25] M. Ye, B. D. O. Anderson, and C. Yu, "Bearing-only measurement self-localization, velocity consensus and formation control," *IEEE Transactions on Aerospace and Electronic Systems*, vol. 53, no. 2, pp. 575–586, Apr. 2017.
- [26] H. Chen, Y. Cong, X. Wang, X. Xu, and L. Shen, "Coordinated path-following control of fixed-wing unmanned aerial vehicles," *IEEE Transactions on Systems, Man, and Cybernetics: Systems*, vol. 52, no. 4, pp. 2540–2554, 2022.

- [27] W. Liu, X. Wang, and S. Li, "Formation control for leader-follower wheeled mobile robots based on embedded control technique," *IEEE Transactions on Control Systems Technology*, vol. 31, no. 1, pp. 265–280, 2023.
- [28] T. Eren, W. Whiteley, and P. N. Belhumeur, "Using angle of arrival bearing information in network localization," in *Proceedings of the 45th IEEE Conference on Decision and Control*, 2006, pp. 4676–4681.
- [29] H. Su, C. Chen, Z. Yang, S. Zhu, and X. Guan, "Bearing-based formation tracking control with time-varying velocity estimation," *IEEE Transactions on Cybernetics*, pp. 1–13, 2022.
- [30] I. Barkana, "Defending the beauty of the invariance principle," *International Journal of Control*, vol. 87, no. 1, pp. 186–206, 2014.
- [31] M. Ye, B. D. O. Anderson, and C. Yu, "Bearing-only measurement self-localization, velocity consensus and formation control," *IEEE Transactions on Aerospace and Electronic Systems*, vol. 53, no. 2, pp. 575–586, 2017.