

ConTextual Masked Auto-Encoder for Retrieval-based Dialogue Systems

Zhenpeng Su^{1,2*}, Xing Wu^{1,2,3*}, Wei Zhou^{1,2†}, Guangyuan Ma^{1,2}, Songlin Hu^{1,2†}

¹Institute of Information Engineering, Chinese Academy of Sciences, Beijing, China

²School of Cyber Security, University of Chinese Academy of Sciences, Beijing, China

³Kuaishou Technology, Beijing, China

{suzhenpeng, wuxing, zhouwei, maguangyuan, husonglin}@iie.ac.cn

Abstract

Dialogue response selection aims to select an appropriate response from several candidates based on a given user and system utterance history. Recent studies have been improving the accuracy of dialogue response selection through post-training, mostly relying on naive masked language modeling methods. However, the recently developed generative methods have shown promising text representation capabilities in IR community, which could potentially lead to better dialogue semantics modeling. Thus, in this paper, we propose Dial-MAE (Dialogue Contextual Masking Auto-encoder), a straightforward yet effective post-training technique tailored for dialogue response selection. Dial-MAE uses an asymmetric encoder-decoder architecture that learns to better compress the semantics of the dialogue into dialogue-dense vectors. The process of Dial-MAE involves a deep encoder creating a dialogue embedding with the masked dialogue context, followed by a shallow decoder that uses this embedding along with the highly masked response to restore the original response. Our experiments have demonstrated that Dial-MAE is highly effective, achieving state-of-the-art performance on two commonly evaluated benchmarks.

Dialogue systems based on retrieval are a popular research topic. Pre-trained language models (PLMs) have been widely used in dialogue response selection, such as deep bidirectional Transformer encoder (Vaswani et al., 2017) LMs like BERT (Devlin et al., 2019), which is used in many response selection models and achieves superior performance. Recent works (Han et al., 2021; Zhang et al., 2022; Whang et al., 2021) on dialogue response selection models are more based on cross-encoder, feeding the compared dialogue context and response directly into LM, and using

attention over all tokens to output a relevance score. Although effective in this way, these cross-encoder models have to compute the matching for every possible combination of context-response pairs, which is time-consuming (Lan et al., 2021). In practice, cross encoders are often used as re-ranking. Another common use of deep LM is bi-encoder, also known as dense retrieval, which encodes dialogue context and response into context vectors and response vectors, respectively. Bi-encoder has a faster computational speed but often performs worse than the cross-encoder model. For the bi-encoder, the correlations between context and responses are computed using cosine similarity or dot product functions in vector space.

Since PLMs are pre-trained on common corpora such as Books Corpus and Wikipedia, post-training with data from the target domain can further improve fine-tuning. Previous studies have paid more attention to cross-encoders, (Whang et al., 2020; Gu et al., 2020) propose domain-adaptive post-training objective are the same as BERT, including masked language model (MLM) objective and next sentence prediction (NSP) objective. Furthermore, (Han et al., 2021) propose a simple yet powerful fine-grained post-training approach, which builds on MLM objective and achieves very good results by classifying the relationship between a given context and responses into finer-grained labels. Considering the bi-encoder, (Lan et al., 2021) propose a dialogue-dense retrieval model, using language model encoding to encode context and responses separately into dense vectors. They conducted post-training via MLM objective and then used a contrastive learning method to fine-tune, making the bi-encoder model achieve competitive results, surpassing most current cross-encoder models.

Although these works have proven effective for post-training using MLM objective before fine-tuning, (Gao and Callan, 2021) find train bi-encoder has a difficulty that is not seen in the cross-

*These authors contributed equally to this work.

†Corresponding authors.

encoder. Their experiments showed that in **standard PLMs like BERT, pre-training with MLM objective, were not trained to aggregate sophisticated information into a single vector representation** like $[CLS]$ token. It is manifested in the dialogue retrieval model that it is difficult for LMs to get a dialogue vector with sufficient semantics only post-training with MLM objective. How to fully aggregate dialogue contextual semantics through post-training is not discussed. In this paper, inspired by the IR community (Lu et al., 2021; Gao and Callan, 2021; Wu et al., 2022), we propose a post-training method tailored to enhance the ability of dialogue-dense vector representation.

Recently, several methods (Lu et al., 2021; Gao and Callan, 2021; Wu et al., 2022) have emerged to improve the representation ability of dense vectors through pre-training tailored for dense retrieval. They propose to force the encoder to provide a better text representation through an auxiliary MLM task of the decoder. The role of the auxiliary task is to help the encoder fully aggregate semantic information. Inspired by this, in this paper, we propose a simple and effective generative post-training method to compress dialogue semantic information to enhance the representation of dialogue-dense vectors. Previous domain adaptive post-training methods focus on single-text and do not consider dialogue contextual information. Differently, during the modeling process, we consider both the semantics of the dialogue context and the semantic relevance of the response. With the help of the dialogue context embedding output by the encoder, the auxiliary task uses a weak decoder to reconstruct the masked response text. As shown in Figure 1, firstly, we perform random masking operations on the context and response, respectively. We use an asymmetric masking strategy where the response has a higher masking rate than the context. Next, the masked dialogue context is fed into the encoder, and the original text is reconstructed using MLM objective. Then, we consider the MLM objective for the decoder. The input of the decoder includes the dialogue embedding output by the encoder and the masked response text, and the original response text is reconstructed from both inputs via MLM. It is worth noting that we use a shallow decoder and aggressively increase the masking ratio on the decoder side. Therefore, the reconstruction on the decoder side is difficult to accomplish only by relying on masked the response and must **rely more on**

the dialogue embedding output by the encoder. This forces the encoder to sufficiently aggregate the semantics of the dialogue context to aid the decoder in its MLM task.

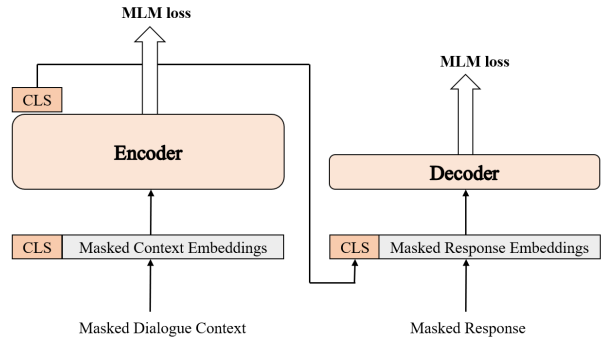


Figure 1: The model design for Dial-MAE. The input of the encoder is the dialogue context, and its next response and dialogue context embedding output by the encoder are used as the input to the decoder. The encoder is deep and has enough parameters to learn a good dialogue embedding, shallow decoder help encoders achieve this goal through MLM.

To verify the effectiveness of our proposed Dial-MAE, we conduct experiments on three benchmarks (Ubuntu (Lowe et al., 2015), Douban (Wu et al., 2017), and E-commerce (Zhang et al., 2018)). Our method achieves state-of-the-art performances on two of these benchmarks: Ubuntu and E-commerce. In addition, we conduct ablation experiments to verify the effectiveness of our method. Our contributions are as follows:

1. We propose Dial-MAE, a novel generative post-training method tailored for dialogue retrieval, which considers both context and its response.
2. We design a novel asymmetric encoder-decoder architecture to enhance the representational power of dialogue embedding.
3. Experimental results show that in dialogue response selection, our method achieves the state-of-the-art on two benchmarks with faster response speed.

1 Related Work

1.1 Dialogue Response Selection

Dialogue response selection aims to select the most appropriate response from a range of candidates. Earlier studies (Kadlec et al., 2015; Lowe et al., 2015) focused on single-turn response selection.

Recent studies pay more attention to multi-turn dialogue response selection. (Lowe et al., 2015) propose to calculate the matching degree of dialogue and response based on RNN, and contributed a benchmark dataset called Ubuntu V1. (Kadlec et al., 2015) propose to use CNN and LSTM as encoders to encode the context and response. (Zhou et al., 2016) propose a multi-view model that encodes both word-level and utterance-level representations. (Wu et al., 2017) propose to use word embeddings and their sequential representations encoded by GRU to build a matching matrix between dialogue context and response, and contributed a dataset called Douban. (Zhang et al., 2018) propose to form a fine-grained context representation through deep discourse aggregation, and contributed a dataset called E-commerce. (Zhou et al., 2018) propose a deep attention matching network that applies the attention mechanism to the response selection dialogue system. (Tao et al., 2019) propose to perform context and response matching by stacking multiple interaction blocks. (Yuan et al., 2019) propose a multi-hop selector network to select the relevant utterances in the context of response matching.

After pre-trained language models showed impressive improvements in various downstream NLP tasks, some researchers began to apply them to response selection. BERT-VFT (Whang et al., 2020) first applies the pre-trained language model BERT to dialogue response selection, and achieved state-of-the-art results. SA-BERT (Gu et al., 2020) adds speaker embedding to the model, in order to make the model aware of the speaker change information. Multi-Task Learning is also an effective way, UMS_{BERT+} (Whang et al., 2021) proposes a set of strategies, which aids the response selection model towards maintaining dialogue coherence. Alternatively, (Xu et al., 2021a) propose learning a context-response matching model with multiple auxiliary self-supervised tasks. BERT-FP (Han et al., 2021) proposes to classify the relationship between a given utterance and a target utterance into more fine-grained labels, which makes the model learn the semantic relevance and coherence between the utterances. DR-BERT (Lan et al., 2021) proposes a dense retrieval model to encode context and response. (Zhang et al., 2022) propose two-level supervised contrastive learning so that the learned dialogue representations can be further separated in the embedding space. Although many previous

studies have used domain-adaptive post-training, there is no research on tailoring post-training tasks to enhance the representation ability of dialogue-dense vectors.

1.2 Pre-training Methods tailored for Dense Retrieval

Many pre-training methods tailored for dense retrieval have recently been proposed and proven effective in tasks such as paragraph retrieval and document retrieval. Some previous studies (Lu et al., 2021; Gao and Callan, 2021; Wu et al., 2022; Liu and Shao, 2022) encourage the encoder to learn better text representations by auxiliary self-supervised auto-encoding tasks. Specifically, (Lu et al., 2021) propose to pre-train the auto-encoder by using a weak auto-regressive decoder, with restricted capacity and attention flexibility to push the encoder to provide better text representations. (Gao and Callan, 2021) utilize MLM objective as an auxiliary self-supervised encoding task. (Liu and Shao, 2022) propose to apply asymmetric mask ratios to an asymmetric encoder-decoder structure. (Wu et al., 2022) propose context-supervised auto-encoding, in which a masked version of a given text and its neighboring text’s embeddings. Precisely, self-supervised masking auto-encoding reconstructs the masked input text span, and context-supervised pre-training reconstructs the other text span with the help of its neighboring span embedding. In this paper, we propose a post-training method tailored for dialogue response selection, which considers dialogue contextual information to enhance the representation of dialogue-dense vectors.

2 Methodology

This section first introduces masked language model pre-training as preliminary knowledge. Then we introduce detailed post-training, including the construction of data and the auxiliary task. Finally, we introduce the details of fine-tuning.

2.1 Masked Language Model Pre-training

The MLM task is used for the pre-training of many transformer architecture models. MLM is an unsupervised method that masks parts of the input tokens and requires the model to predict them based on the unmasked tokens. Formally, given an input sentence $X = [x_1, x_2, \dots, x_n]$. We select a certain percentage of tokens from X and replace them with

a special token $[MASK]$ to get polluted \tilde{X} . We denote the tokens replaced by $[MASK]$ as $m(X)$. Then, LM is used to transform the polluted input as the hidden states:

$$[h_{cls}^l, h^l] = LM([CLS], \tilde{X}) \quad (1)$$

$[CLS]$ is a special token that is prepended at the beginning of the text. l represents the number of layers of the transformer. For masked x_i its corresponding hidden feature h_i is used to predict the actual x_i . We formulate this process as:

$$L_{mlm} = - \sum_{x_i \in m(X)} \log p(x_i | LM([CLS], \tilde{X})) \quad (2)$$

2.2 Dial-MAE: Dialogue Contextual Masking Auto-encoder

Dial-MAE learns dialogue context information, which jointly models the semantics of the tokens inside a dialogue context and its response. We first describe how to build training data from all utterances of the dialogue session and then introduce the Dial-MAE post-training method. We randomly sample multiple consecutive utterances as context and the next utterance as its response. Multiple utterances of the context are connected using $[SEG]$. For each dialogue scene, we sample multiple sets of such context and response pairs. The sampled context and response will serve as input to the encoder and decoder, respectively.

Then, we introduce the post-training design for Dial-MAE, as shown in Figure 1, We use an asymmetric encoder-decoder: a deep encoder to generate dialogue context embedding, a shallow transformer-based decoder (eg., 1 layer or 2 layers) for response reconstruction. We apply a BERT-like encoder $Enc(\cdot)$ with 12 layers whose input is the masked dialogue context. The deep encoder has enough parameters to learn good dialogue representations, following the common practice, we select the $[CLS]$ token’s final hidden state as the dialogue context embedding. Considering the decoder side, its role is to assist the encoder to learn a better semantic representation of the dialogue. The input of the decoder $Dec(\cdot)$ is the masked response as well as the dialogue context embedding, and it reconstructs the masked response tokens with the help of the context embedding. It is worth noting that we employ an asymmetric masking operation(eg., 30% for encoder, 75% for decoder). On

the decoder side, an aggressive mask rate and fewer model parameters will force its MLM task to rely more on the encoder’s context embedding, which helps the encoder side learn better representations. Formally, we denote the dialogue context as c and the response as r . We apply random mask operation to context to get \tilde{c} , denoting tokens replaced by $[MASK]$ in context as $m_{eco}(c)$. Similarly, we apply a random masking operation with a higher masking ratio for response to get \tilde{r} , denoting tokens replaced by $[MASK]$ in response as $m_{dec}(r)$. The encoding process can be expressed as:

$$[h_{cls}^c, h^c] = Enc([CLS], \tilde{c}) \quad (3)$$

$$[h_{cls}^r, h^r] = Dec(h_{cls}^c, \tilde{r}) \quad (4)$$

On the encoder side, the original context is learned to be reconstructed by optimizing the cross-entropy loss:

$$L_{enc} = - \sum_{c_i \in m_{eco}(c)} \log p(c_i | Enc([CLS], \tilde{c})) \quad (5)$$

Differently, on the decoder side, the decoder reconstructs the original response with the help of the context embedding h_{cls}^c . We formulate this process as:

$$L_{dec} = - \sum_{r_i \in m_{dec}(r)} \log p(r_i | Dec(h_{cls}^c, \tilde{r})) \quad (6)$$

Then, we add the encoder and decoder losses to obtain a summed loss:

$$L = L_{enc} + L_{dec} \quad (7)$$

2.3 Fine-tuning for dialogue response selection

At the end of Dial-MAE post-training, fine-tuning is conducted on the downstream dialogue response selection to verify the effectiveness of post-training. As shown in Figure 2, in the fine-tuning stage, we only keep the encoder and discard the decoder. The encoder weights are used to initialize a dialogue context encoder f_c and a response encoder f_r , respectively.

The dialogue consists of a context c that includes multiple utterances and a response r with one utterance. After the dialogue context and response pass through the encoder, the context vector and response vector are respectively output. We train

a dialogue response selection model using a contrastive learning loss function.

$$L_{ft} = \frac{\exp(d(c, r^+))}{\exp(d(c, r^+)) + \sum_j \exp(d(c, r_j^-))} \quad (8)$$

r^+ is the correct response corresponding to the dialogue context c . r^- represents negative samples within a mini-batch. At inference time, we use the dot product $d(c, r)$ to measure the similarity between the context vector and the response vector:

$$d(c, r) = f_c(c) \cdot f_r(r) \quad (9)$$

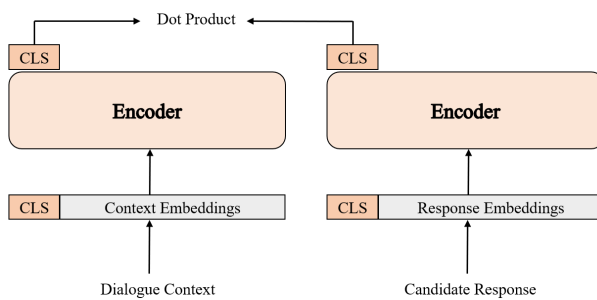


Figure 2: We discard the decoder, initialize the context encoder and response encoder using the encoder part of Dial-MAE, and fine-tune using contrastive learning. At inference time, We use a dot product to measure similarity.

3 Experiment

In this section, we first introduce our experimental details, including datasets, evaluation metrics, baselines, post-training, and fine-tuning. Then we introduce the experimental results.

3.1 Datasets

We tested our model on widely used benchmarks that include Ubuntu Corpus, E-commerce Corpus, and the Douban Corpus. The statistics for the three datasets are presented in Table 1.

1. **Ubuntu Corpus.** Ubuntu IRC Corpus V1 (Lowe et al., 2015) is a publicly available domain-specific dialogue dataset. Each set of conversations has two participants discussing how to troubleshoot Ubuntu systems.
2. **E-commerce Corpus.** E-commerce Corpus (Zhang et al., 2018) comprises genuine conversations in Chinese between customers and customer service personnel, collected from Taobao, a Chinese e-commerce platform.

3. **Douban Corpus.** Douban Corpus (Wu et al., 2017) is a multi-turn Chinese open-domain dialogue dataset, it is collected from the Douban platform, a popular Chinese social media.

3.2 Evaluation Metric

We evaluated our model using R10@k, following previous studies (Han et al., 2021; Zhang et al., 2022), we evaluate our model using R10@k. The notation R10@k represents recall, indicating that among ten possible responses, the correct answer is included within the top k options. Different from the other two datasets, the Douban Corpus includes multiple correct candidates for context in the test set. For the Douban dataset, in addition to recall, we also considered mean reciprocal rank (MRR), precision-at-one (P@1), and mean average precision (MAP).

3.3 Baselines

We compared our generative post-trained model, Dial-MAE, with the following previous models.

Single-turn matching models (Lowe et al., 2015) proposes basic models with RNN, (Kadlec et al., 2015) proposes to use CNN and LSTM as encoders.

SMN (Wu et al., 2017) breaks down the context-response pair into multiple pairs of utterance-response. After matching each individual utterance and response, the resulting matching vectors are then aggregated to obtain the final matching score.

DUA (Zhang et al., 2018) proposes to form a fine-grained context representation through deep discourse aggregation.

DAM (Zhou et al., 2018) proposes to calculate the matching score between the context and response through transformer encoder-based model.

IoI (Tao et al., 2019) leverages multiple interaction block chains to get more interactions between utterances and responses.

ESIM (Chen and Wang, 2019) proposes a sequential matching model based only on chain sequence for multi-turn response selection.

MSN (Yuan et al., 2019) proposes a multi-hop selector network to select the relevant utterances in the context for response matching.

RoBERTa-SS-DA (Lu et al., 2020) proposes the speaker segmentation approach.

BERT-VFT (Whang et al., 2020) proposes to use BERT’s MLM and NSP to post-train the model and then fine-tuned to the response selection task.

Dataset	Ubuntu			E-commerce			Douban		
	train	val	test	train	val	test	train	val	test
context-response pairs	1M	500k	500k	1M	10k	10k	1M	50k	10k
pos : neg	1:1	1:9	1:9	1:1	1:1	1:9	1:1	1:1	1.2:8.8
avg turns	10.13	10.11	10.11	5.11	5.48	5.64	6.69	6.75	6.45

Table 1: Statistics related to data for the Ubuntu, E-commerce Corpus, and Douban.

SA-BERT (Gu et al., 2020) adds speaker embedding to the model, in order to make the model aware of the speaker change information.

UMS_{BERT+} (Whang et al., 2021) proposes a multi-task learning framework consisting of three tasks to maintain dialogue coherence.

BERT-SL (Xu et al., 2021a) proposes four self-supervised auxiliary tasks in a multi-task manner.

DR-BERT (Lan et al., 2021) proposes a dense retrieval model to encode context and response.

BERT-FP (Han et al., 2021) proposes to classify the relationship between a given utterance and a target utterance into more fine-grained labels.

BERT-TL (Zhang et al., 2022) proposes two-level supervised contrastive learning to enhance the discriminative ability.

3.4 Implementation Details

We first introduce the experimental setup for post-training, followed by the experimental setup for contrastive learning.

Post-training. Dial-MAE’s encoder is initialized with a pre-trained 12-layer BERT-base model, while the decoder is initialized from scratch. Specifically, following the previous works, for Chinese datasets, we employ bert-base-chinese¹. For the English dataset, we utilize the bert-base-uncased². We pre-train the model using the AdamW optimizer for a maximum of 15k steps, a global batch size of 1k, and a linear schedule with a warmup ratio of 0.1 on all three datasets. We set the input sequence lengths to 256 and 64 for the encoder and decoder, respectively. There are differences in some settings between the English dataset and the Chinese datasets. In fact, for the Chinese datasets E-commerce and Douban, we followed Cot-MAE(Wu et al., 2022)’s parameter settings. The masking ratio of the encoder is 30%, the masking rate of the decoder is 45%, the learning

ratio is 1e-4, and the decoder is two layers. Differently, for the English dataset Ubuntu, the masking ratio of the encoder is 30%, the masking ratio of the decoder is 75%, and the decoder is one layer. We also adjust the learning rate to 3e-4 to ensure the loss function converges. We set a widely used random seed as 42 for reproducibility. After post-training, we discard the decoder, only leaving the encoder for fine-tuning.

Fine-tuning. We fine-tune using contrastive learning on each dataset. During training, we follow (Lan et al., 2021) regarding every utterance in the dialogue sense as a response and its previous utterances as a context. Our model is optimized by AdamW optimizer, and the linear learning ratio scheduler is used. We tuned the hyperparameters of individual tasks on their development sets. There are differences in some settings between the English dataset and the Chinese datasets. For Ubuntu, we fine-tune for 5 epochs, the learning rate is set to 5e-5, and the batch size is set to 64. For Douban and E-commerce, we fine-tune for 2 epochs, the learning rate is set to 1e-4, and the batch size is set to 128. We set a widely used random seed as 42 for reproducibility.

3.5 Results and Discussions

We show the main results in Table 2, which shows that Dial-MAE achieves new state-of-the-art on the Ubuntu dataset and E-commerce dataset, and third-best results on the Douban dataset. Compared to BERT-FP, our model achieved an absolute improvement of 0.7%p in R10@1 on the Ubuntu Corpus and 6%p in R10@1 on the E-commerce. Compared to BERT-TL, our model achieves an absolute improvement of 0.8%p in R10@1 on the Ubuntu Corpus and a slight improvement of 0.3%p in E-commerce. However, Dial-MAE performed worse than BERT-FP and BERT-TL in Douban, and only achieved third place. We think this may be because retrieval in the open domain data is difficult for the bi-encoder models. BERT⁺ means

¹<https://huggingface.co/bert-base-chinese>

²<https://huggingface.co/bert-base-uncased>

Models	Ubuntu			Douban						E-commerce		
	R10@1	R10@2	R10@5	MRR	MAP	P@1	R10@1	R10@2	R10@5	R10@1	R10@2	R10@5
TF-IDF (Lowe et al., 2015)	0.410	0.545	0.708	0.359	0.331	0.359	0.096	0.172	0.405	0.159	0.256	0.477
RNN (Lowe et al., 2015)	0.403	0.547	0.819	0.422	0.390	0.208	0.118	0.422	0.208	0.118	0.223	0.589
CNN (Kadlec et al., 2015)	0.549	0.684	0.896	0.440	0.417	0.226	0.121	0.252	0.647	0.328	0.515	0.792
LSTM (Kadlec et al., 2015)	0.638	0.784	0.949	0.537	0.485	0.320	0.187	0.343	0.720	0.365	0.536	0.828
SMN (Wu et al., 2017)	0.726	0.847	0.961	0.569	0.529	0.397	0.233	0.396	0.724	0.453	0.654	0.886
DUA (Zhang et al., 2018)	0.752	0.868	0.962	0.599	0.551	0.421	0.243	0.421	0.780	0.501	0.700	0.921
DAM (Zhou et al., 2018)	0.767	0.874	0.969	0.601	0.550	0.427	0.254	0.410	0.757	0.526	0.727	0.933
IOI (Tao et al., 2019)	0.796	0.894	0.974	0.621	0.573	0.444	0.269	0.451	0.786	0.563	0.768	0.950
ESIM (Chen and Wang, 2019)	0.796	0.894	0.975	-	-	-	-	-	-	0.570	0.767	0.948
MSN (Yuan et al., 2019)	0.800	0.899	0.978	0.632	0.587	0.470	0.295	0.452	0.788	0.606	0.770	0.937
RoBERTa-SS-DA (Lu et al., 2020)	0.826	0.909	0.978	0.646	0.602	0.460	0.280	0.495	0.847	0.627	0.835	0.980
BERT-VFT (Whang et al., 2020)	0.855	0.928	0.985	-	-	-	-	-	-	-	-	-
SA-BERT (Gu et al., 2020)	0.855	0.928	0.983	0.659	0.619	0.496	0.313	0.481	0.847	0.704	0.879	0.985
UMS _{BERT+} (Whang et al., 2021)	0.875	0.942	0.988	0.664	0.625	0.499	0.318	0.482	0.858	0.764	0.905	0.986
BERT-SL (Xu et al., 2021b)	0.884	0.946	0.990	-	-	-	-	-	-	0.776	0.919	0.991
DR-BERT (Lan et al., 2021) ♣	0.910	0.962	0.993	-	-	-	-	-	-	-	-	-
BERT-FP (Han et al., 2021)	0.911	0.962	0.994	0.680	0.644	0.512	0.324	0.542	0.870	0.870	0.956	0.993
BERT-TL (Zhang et al., 2022)	0.910	0.962	0.993	0.718	0.675	0.564	0.367	0.571	0.874	0.927	0.974	0.997
BERT ⁺	0.910	0.960	0.992	0.655	0.622	0.477	0.302	0.511	0.848	0.914	0.927	0.990
Dial-MAE	0.918	0.964	0.993	0.670	0.637	0.500	0.320	0.533	0.857	0.930	0.977	0.997

Table 2: Main experiment results on E-commerce Corpus, Douban Corpus, and Ubuntu Corpus. BERT⁺ means that only use BERT’s MLM task to do domain-adaptive post-training, and then use contrastive learning to fine-tune. The best score on a given dataset is marked in **bold**. ♣ : According to the published code, for Douban and E-commerce, they adjusted the hyperparameters on the test set without cross-validation, we think the results are misleading, and this part has been removed.

that only use BERT’s MLM task to do domain-adaptive post-training, and then use contrastive learning to fine-tune. In comparison to BERT⁺, Dial-MAE achieved an absolute improvement in R10@1 by 0.8%p, 1.8%p, 1.6%p on Ubuntu Corpus, Douban Corpus, and E-commerce Corpus, respectively. This suggests that our custom generative post-training approach for dialogue retrieval models is effective. We believe the improvement comes from two aspects. On the one hand, the post-training method considers both the semantics of the tokens inside the context and its response. On the other hand, the asymmetric encoder-decoder structure with an asymmetric masking strategy facilitates post-training, which forces the encoder to learn better dialogue embeddings.

3.6 Ablation Study

In this section, we analyze the experimental results to demonstrate the effectiveness of the proposed Dial-MAE method. In the following experimental analysis, due to high computing budgets, most experiments use Ubuntu Corpus.

The Impact of Auxiliary Network. We remove the contrastive loss in BERT⁺ and Dial-MAE, then evaluate their performance changes. As shown in Table 3, Dial-MAE achieved an absolute improvement in R10@1 by 16.3%p, 7.4%p, 13.2%p on Ubuntu Corpus, Douban Corpus, and E-commerce

Corpus, respectively. This shows that our proposed generative post-training can enhance the representation ability of dialogue embeddings compared to only using MLM as a post-training task. We believe the gain comes from our auxiliary network helping the encoder aggregate dialogue contextual information. We then use contrastive learning to fine-tune the post-training models, and the performance of the models can be further improved. We also give the fine-tuning schedule on Ubuntu Corpus as shown in Figure 3, with the accuracy steadily improving as the training time increases, and Dial-MAE consistently outperforms BERT⁺. This result shows that both the contrastive loss and the auxiliary MLM loss are crucial in our method.

Impact of Mask Rate. (Wu et al., 2022) find that using a larger mask rate in both the encoder and decoder can enhance the performance of the contextual masking auto-encoder. As shown in Table 4, in our experiments, we find that an aggressive mask rate helps the learning of Dial-MAE. when the encoder mask rate equals 30%, and the decoder mask rate equals 75%, Dial-MAE achieves the best performance. When the encoder mask rate stays below 30%, the performance of Dial-MAE improves as the decoder mask rate increases. When the encoder mask rate rises to 45%, Dial-MAE’s performance declines slightly. We believe this is due to the encoder doesn’t provide enough dialogue

Models	Ubuntu			Douban			E-commerce		
	R10@1	R10@2	R10@5	R10@1	R10@2	R10@5	R10@1	R10@2	R10@5
BERT+	0.910	0.960	0.992	0.302	0.511	0.848	0.914	0.927	0.990
<i>w/o Contrastive loss</i>	0.620	0.739	0.887	0.190	0.346	0.648	0.351	0.521	0.804
Dial-MAE	0.918	0.964	0.993	0.320	0.533	0.857	0.930	0.977	0.997
<i>w/o Contrastive loss</i>	0.783	0.867	0.950	0.264	0.408	0.704	0.483	0.639	0.853

Table 3: Ablation results on the test sets of the three benchmarks.

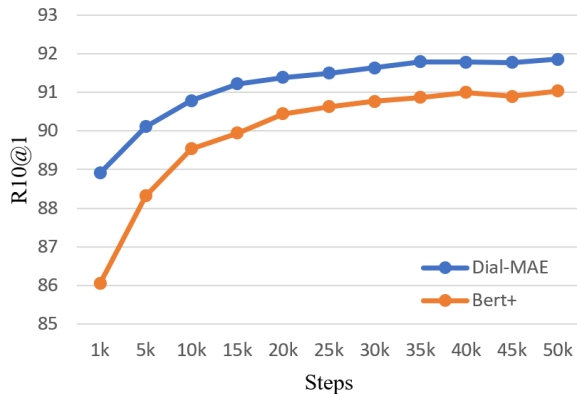


Figure 3: Fine-tuning schedules on the dev set of Ubuntu Corpus. A longer fine-tuning schedule gives a noticeable improvement. The performance of Dial-MAE is always better than BERT+.

Enc	Dec	R10@1	R10@2	R10@5
0.15	0	91.0	96.0	99.2
0.15	0.45	91.5	96.2	99.3
0.15	0.75	91.5	96.3	99.3
0.30	0.45	91.7	96.5	99.3
0.30	0.75	91.9	96.5	99.3
0.30	0.90	91.6	96.4	99.3
0.45	0.75	91.8	96.4	99.4

Table 4: Impact of mask rate on the dev set of Ubuntu Corpus. "Enc" denotes encoder, "Dec" denotes decoder.

context semantic information when its mask rate is too high. In addition, from the experimental results, no matter what set of mask rates, Dial-MAE obviously exceeds the result of post-training for MLM tasks alone, which proves the robustness of Dial-MAE.

Impact of Decoder Layer Number. As shown in Figure 4, we further explore the impact of different decoder layer numbers on Dial-MAE performance. we find that using only one layer of the decoder yields the best results. Fewer decoder parameters can force the auxiliary MLM task to rely

more on dialogue context embeddings output by the encoder. We believe that the more layers of the decoder, the stronger the decoding ability, and the decoder's dependence on context embedding will decrease, leading to insufficient constraints on encoder training. In general, no matter what set of layers, R@1 obviously exceeds the result of post-training for MLM tasks alone as shown in Table 4, which proves the robustness of Dial-MAE.

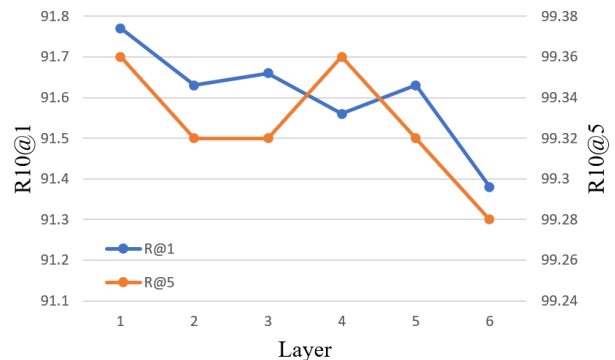


Figure 4: Impact of layer number on Ubuntu Corpus.

4 Conclusion

In this paper, we propose a generative post-training method tailored for dialogue response, considering the semantics of dialogue context and its corresponding responses. Precisely, we leverage a shallow decoder to force the encoder output dialogue embeddings to be more expressive. Experimental results show that our post-training method leads to considerable improvements, achieving state-of-the-art on two benchmark datasets, we also demonstrate the effectiveness of Dial-MAE through ablation experiments. We believe that improving the representation ability of dialogue-dense vectors through auxiliary networks is a promising research direction.

References

- Qian Chen and Wen Wang. 2019. Sequential attention-based network for noetic end-to-end response selection. *arXiv preprint arXiv:1901.02609*.
- Jacob Devlin, Ming-Wei Chang, Kenton Lee, and Kristina Toutanova. 2019. [BERT: pre-training of deep bidirectional transformers for language understanding](#). In *Proceedings of the 2019 Conference of the North American Chapter of the Association for Computational Linguistics: Human Language Technologies, NAACL-HLT 2019, Minneapolis, MN, USA, June 2-7, 2019, Volume 1 (Long and Short Papers)*, pages 4171–4186. Association for Computational Linguistics.
- Luyu Gao and Jamie Callan. 2021. [Condenser: a pre-training architecture for dense retrieval](#). In *Proceedings of the 2021 Conference on Empirical Methods in Natural Language Processing, EMNLP 2021, Virtual Event / Punta Cana, Dominican Republic, 7-11 November, 2021*, pages 981–993. Association for Computational Linguistics.
- Jia-Chen Gu, Tianda Li, Quan Liu, Zhen-Hua Ling, Zhiming Su, Si Wei, and Xiaodan Zhu. 2020. [Speaker-aware BERT for multi-turn response selection in retrieval-based chatbots](#). In *CIKM '20: The 29th ACM International Conference on Information and Knowledge Management, Virtual Event, Ireland, October 19-23, 2020*, pages 2041–2044.
- Janghoon Han, Taesuk Hong, Byoungjae Kim, Youngjoong Ko, and Jungyun Seo. 2021. [Fine-grained post-training for improving retrieval-based dialogue systems](#). In *Proceedings of the 2021 Conference of the North American Chapter of the Association for Computational Linguistics: Human Language Technologies, NAACL-HLT 2021, Online, June 6-11, 2021*, pages 1549–1558.
- Rudolf Kadlec, Martin Schmid, and Jan Kleindienst. 2015. [Improved deep learning baselines for ubuntu corpus dialogs](#). *CoRR*, abs/1510.03753.
- Tian Lan, Deng Cai, Yan Wang, Yixuan Su, Xian-Ling Mao, and Heyan Huang. 2021. [Exploring dense retrieval for dialogue response selection](#). *CoRR*, abs/2110.06612.
- Zheng Liu and Yingxia Shao. 2022. [Retromae: Pre-training retrieval-oriented transformers via masked auto-encoder](#). *arXiv preprint arXiv:2205.12035*.
- Ryan Lowe, Nissan Pow, Iulian Serban, and Joelle Pineau. 2015. [The ubuntu dialogue corpus: A large dataset for research in unstructured multi-turn dialogue systems](#). In *Proceedings of the SIGDIAL 2015 Conference, The 16th Annual Meeting of the Special Interest Group on Discourse and Dialogue, 2-4 September 2015, Prague, Czech Republic*, pages 285–294.
- Junyu Lu, Xiancong Ren, Yazhou Ren, Ao Liu, and Zenglin Xu. 2020. [Improving contextual language models for response retrieval in multi-turn conversation](#). In *Proceedings of the 43rd International ACM SIGIR Conference on Research and Development in Information Retrieval*, pages 1805–1808.
- Shuqi Lu, Di He, Chenyan Xiong, Guolin Ke, Waleed Malik, Zhicheng Dou, Paul Bennett, Tie-Yan Liu, and Arnold Overwijk. 2021. [Less is more: Pretrain a strong siamese encoder for dense text retrieval using a weak decoder](#). In *Proceedings of the 2021 Conference on Empirical Methods in Natural Language Processing, EMNLP 2021, Virtual Event / Punta Cana, Dominican Republic, 7-11 November, 2021*, pages 2780–2791. Association for Computational Linguistics.
- Chongyang Tao, Wei Wu, Can Xu, Wenpeng Hu, Dongyan Zhao, and Rui Yan. 2019. [One time of interaction may not be enough: Go deep with an interaction-over-interaction network for response selection in dialogues](#). In *Proceedings of the 57th Conference of the Association for Computational Linguistics, ACL 2019, Florence, Italy, July 28- August 2, 2019, Volume 1: Long Papers*, pages 1–11. Association for Computational Linguistics.
- Ashish Vaswani, Noam Shazeer, Niki Parmar, Jakob Uszkoreit, Llion Jones, Aidan N. Gomez, Lukasz Kaiser, and Illia Polosukhin. 2017. [Attention is all you need](#). In *Advances in Neural Information Processing Systems 30: Annual Conference on Neural Information Processing Systems 2017, December 4-9, 2017, Long Beach, CA, USA*, pages 5998–6008.
- Taesun Whang, Dongyub Lee, Chanhee Lee, Kisu Yang, Dongsuk Oh, and Heuseok Lim. 2020. [An effective domain adaptive post-training method for BERT in response selection](#). In *Interspeech 2020, 21st Annual Conference of the International Speech Communication Association, Virtual Event, Shanghai, China, 25-29 October 2020*, pages 1585–1589.
- Taesun Whang, Dongyub Lee, Dongsuk Oh, Chanhee Lee, Kijong Han, Dong-hun Lee, and Saebyeok Lee. 2021. [Do response selection models really know what’s next? utterance manipulation strategies for multi-turn response selection](#). In *Thirty-Fifth AAAI Conference on Artificial Intelligence, AAAI 2021, Thirty-Third Conference on Innovative Applications of Artificial Intelligence, IAAI 2021, The Eleventh Symposium on Educational Advances in Artificial Intelligence, EAAI 2021, Virtual Event, February 2-9, 2021*, pages 14041–14049.
- Xing Wu, Guangyuan Ma, Meng Lin, Zijia Lin, Zhongyuan Wang, and Songlin Hu. 2022. [Contextual mask auto-encoder for dense passage retrieval](#). *arXiv preprint arXiv:2208.07670*.
- Yu Wu, Wei Wu, Chen Xing, Ming Zhou, and Zhoujun Li. 2017. [Sequential matching network: A new architecture for multi-turn response selection in retrieval-based chatbots](#). In *Proceedings of the 55th Annual Meeting of the Association for Computational Linguistics, ACL 2017, Vancouver, Canada, July 30 - August 4, Volume 1: Long Papers*, pages 496–505.

- Ruijian Xu, Chongyang Tao, Daxin Jiang, Xueliang Zhao, Dongyan Zhao, and Rui Yan. 2021a. Learning an effective context-response matching model with self-supervised tasks for retrieval-based dialogues. In *Proceedings of the AAAI Conference on Artificial Intelligence*, volume 35, pages 14158–14166.
- Ruijian Xu, Chongyang Tao, Daxin Jiang, Xueliang Zhao, Dongyan Zhao, and Rui Yan. 2021b. [Learning an effective context-response matching model with self-supervised tasks for retrieval-based dialogues](#). In *Thirty-Fifth AAAI Conference on Artificial Intelligence, AAAI 2021, Thirty-Third Conference on Innovative Applications of Artificial Intelligence, IAAI 2021, The Eleventh Symposium on Educational Advances in Artificial Intelligence, EAAI 2021, Virtual Event, February 2-9, 2021*, pages 14158–14166.
- Chunyuan Yuan, Wei Zhou, Mingming Li, Shangwen Lv, Fuqing Zhu, Jizhong Han, and Songlin Hu. 2019. [Multi-hop selector network for multi-turn response selection in retrieval-based chatbots](#). In *Proceedings of the 2019 Conference on Empirical Methods in Natural Language Processing and the 9th International Joint Conference on Natural Language Processing, EMNLP-IJCNLP 2019, Hong Kong, China, November 3-7, 2019*, pages 111–120. Association for Computational Linguistics.
- Wentao Zhang, Shuang Xu, and Haoran Huang. 2022. [Two-level supervised contrastive learning for response selection in multi-turn dialogue](#). *CoRR*, abs/2203.00793.
- Zhuosheng Zhang, Jiangtong Li, Pengfei Zhu, Hai Zhao, and Gongshen Liu. 2018. [Modeling multi-turn conversation with deep utterance aggregation](#). In *Proceedings of the 27th International Conference on Computational Linguistics, COLING 2018, Santa Fe, New Mexico, USA, August 20-26, 2018*, pages 3740–3752. Association for Computational Linguistics.
- Xiangyang Zhou, Daxiang Dong, Hua Wu, Shiqi Zhao, Dianhai Yu, Hao Tian, Xuan Liu, and Rui Yan. 2016. [Multi-view response selection for human-computer conversation](#). In *Proceedings of the 2016 Conference on Empirical Methods in Natural Language Processing, EMNLP 2016, Austin, Texas, USA, November 1-4, 2016*, pages 372–381.
- Xiangyang Zhou, Lu Li, Daxiang Dong, Yi Liu, Ying Chen, Wayne Xin Zhao, Dianhai Yu, and Hua Wu. 2018. [Multi-turn response selection for chatbots with deep attention matching network](#). In *Proceedings of the 56th Annual Meeting of the Association for Computational Linguistics, ACL 2018, Melbourne, Australia, July 15-20, 2018, Volume 1: Long Papers*, pages 1118–1127. Association for Computational Linguistics.
- Dial-MAE can sort out the most appropriate response more accurately than BERT⁺. The response sorted by BERT⁺ have some token overlap with the dialogue context but are not semantically related. Compared with BERT⁺, Dial-MAE can better understand dialogue semantics due to the joint modeling of context and response through post-training. This further demonstrates the effectiveness of our method.

A Qualitative Analysis

To qualitatively analyze our post-training method, as shown in Table 5, we provide two examples.

Relevant	Model	Rank 1st response
		Context: A:I already have these disks in my system just want to migrate my current homefolder to the new drive. B:Mount your new disk to a temporarily mount point move or copy your home folder to the new disc after that delete you old homedir than mount the new disk to <code>_path_</code> .
✗	BERT ⁺	Response: Do you use the ubuntu desktop or server i am using the desktop on my laptop i have only started with the server a little before <code>_number_</code> came out maybe before april.
✓	Dial-MAE	Response: I presume i use gparted to get the mountpoints correct or am i wrong
		Context: A:I ve had firefox crash six times today usually it s once every other day gnome-panel has crashed four times. B:Anyone notice how the latest updates are making stuff in ubuntu crash.
✗	BERT ⁺	Response: Ok then i will try that can the whole cd be copied onto a usb i have a <code>_number_</code> gb flash drive
✓	Dial-MAE	Response: So is there a way to figure out what s making something crash didn't happen to me but my install is pretty basic.

Table 5: Examples of rank 1st response recalled by different models on the dev set of the Ubuntu Corpus.