

Text-To-KG Alignment: Comparing Current Methods on Classification Tasks

Sondre Wold, Lilja Øvrelid, Erik Velldal

University of Oslo, Language Technology Group

{sondrewo, liljao, erikve}@ifi.uio.no

Abstract

In contrast to large text corpora, knowledge graphs (KG) provide dense and structured representations of factual information. This makes them attractive for systems that supplement or ground the knowledge found in pre-trained language models with an external knowledge source. This has especially been the case for classification tasks, where recent work has focused on creating pipeline models that retrieve information from KGs like ConceptNet as additional context. Many of these models consist of multiple components, and although they differ in the number and nature of these parts, they all have in common that for some given text query, they attempt to identify and retrieve a relevant subgraph from the KG. Due to the noise and idiosyncrasies often found in KGs, it is not known how current methods compare to a scenario where the aligned subgraph is completely relevant to the query. In this work, we try to bridge this knowledge gap by reviewing current approaches to text-to-KG alignment and evaluating them on two datasets where manually created graphs are available, providing insights into the effectiveness of current methods. We release our code for reproducibility.¹

1 Introduction

There is a growing interest in systems that combine the implicit knowledge found in large pre-trained language models (PLMs) with external knowledge. The majority of these systems use knowledge graphs (KG) like ConceptNet (Speer et al., 2017) or Freebase (Bollacker et al., 2008) and either inject information from the graph directly into the PLM (Peters et al., 2019; Chang et al., 2020; Wang et al., 2020; Lauscher et al., 2020; Kaur et al., 2022) or perform some type of joint reasoning between the PLM and the graph, for example by using a graph neural network on

the graph and later intertwining the produced representations (Sun et al., 2022; Yasunaga et al., 2021; Zhang et al., 2022; Yasunaga et al., 2022). Beyond their competitive performance, these knowledge-enhanced systems are often upheld as more interpretable, as their reliance on structured information can be reverse-engineered in order to explain predictions or used to create reasoning paths.

One of the central components in these systems is the identification of the most relevant part of a KG for each natural language query. Given that most KGs are noisy and contain idiosyncratic phrasings, which leads to graph sparsity (Sun et al., 2022; Jung et al., 2022), it is non-trivial to align entities from text with nodes in the graph. Despite this, existing work often uses relatively simple methods and does not isolate and evaluate the effect of this component on the overall classification pipeline. Furthermore, due to the lack of datasets that contain manually selected relevant graphs, it is not known how well current methods perform relative to a potential upper bound where the graph provides a structured explanation as to why the sample under classification belongs to a class. Given that this problem applies to a range of typical NLP tasks, and subsequently can be found under a range of different names, such as grounding, etc., there is much to be gained from reviewing current approaches and assessing their effect in isolation.

In this paper, we address these issues by providing an overview of text-to-KG alignment methods. We also evaluate a sample of the current main approaches to text-to-KG alignment on two downstream NLP tasks, comparing them to manually created graphs that we use for estimating a potential upper bound. For evaluation, we use the tasks of binary stance prediction (Saha et al., 2021), transformed from a graph generation problem in order to get gold reference alignments, and a subset of the Choice of Plausible Alternatives (COPA) (Roemmele et al., 2011) that contain additional ex-

¹https://github.com/SondreWold/graph_impact

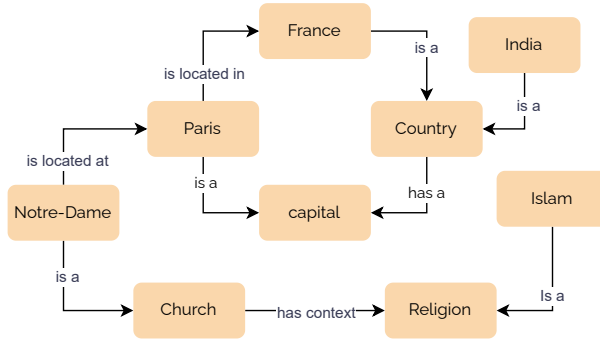


Figure 1: An example of a multi-relational knowledge graph.

planation graphs (Brassard et al., 2022). As the focus of this work is not how to best combine structured data with PLMs, but rather to report on how current text-to-KG alignment methods compare to manually created graphs, we use a rather simple integration technique to combine the graphs with a pre-trained language model. Through this work, we hope to motivate more research into methods that align unstructured and structured data sources for a range of tasks within NLP, not only for QA.

2 Background

Combining text with structured knowledge is a long-standing challenge in NLP. While earlier work focused more on the text-to-KG alignment itself, using rule-based systems and templates, recent work often approaches the problem as a part of a system intended for other NLP tasks than the alignment itself, such as question answering (Yasunaga et al., 2021), language modelling (Kaur et al., 2022) and text summarization (Feng et al., 2021).

As a consequence, approaches to what is essentially the same problem, namely to align some relevant subspace of a large KG with a piece of text, can be found under a range of terms, such as: *retrieval* (Feng et al., 2021; Kaur et al., 2022; Sun et al., 2022; Wang et al., 2020), *extraction* (Huang et al., 2021; Feng et al., 2020), *KG-to-text-alignment* (Agarwal et al., 2021), *linking* (Gao et al., 2022; Becker et al., 2021), *grounding* (Shu et al., 2022; Lin et al., 2019), and *mapping* (Yu et al., 2022). Although it is natural to use multiple of these terms to describe a specific technique, we argue that it would be beneficial to refer to the task itself under a common name and propose the term *text-to-KG alignment*. The following sections formalise the task and discuss current approaches found in the literature.

2.1 Task definition

The task of text-to-KG alignment involves two input elements: a piece of natural text and a KG. The KG is often a multi-relational graph, $G = (V, E)$, where V is a set of entity nodes and E is the set of edges connecting the nodes in V . The task is to align the text with a subset of the KG that is relevant to the text. What defines relevance is dependent on the specific use case. For example, given the question *Where is the most famous church in France located?* and the KG found in Figure 1, a well-executed text-to-KG alignment could, for example, link the spans *church* and *France* from the text to their corresponding entity nodes in the KG and return a subgraph that contains the minimal amount of nodes and edges required in order to guide any downstream system towards the correct behaviour.

2.2 Current approaches

Although the possibilities are many, most current approaches to text-to-KG alignment base themselves on some form of lexical overlap. As noted in Aglionby and Teufel (2022); Becker et al. (2021); Sun et al. (2022), the idiosyncratic phrasings often found in KGs make this problematic. One specific implementation based on lexical overlap is the one found in Lin et al. (2019), which has been later reused in a series of other works on QA without any major modifications (Feng et al., 2020; Yasunaga et al., 2021; Zhang et al., 2022; Yasunaga et al., 2022; Sun et al., 2022).

In the approach of Lin et al. (2019), a schema graph is constructed from each question-answer pair. The first step involves recognising concepts mentioned in the text that exists in the KG. Although they note that exact n-gram matches are not ideal, due to idiosyncratic phrasings and sparsity, they do little to improve on this naive approach besides lemmatisation and filtering of stop words,

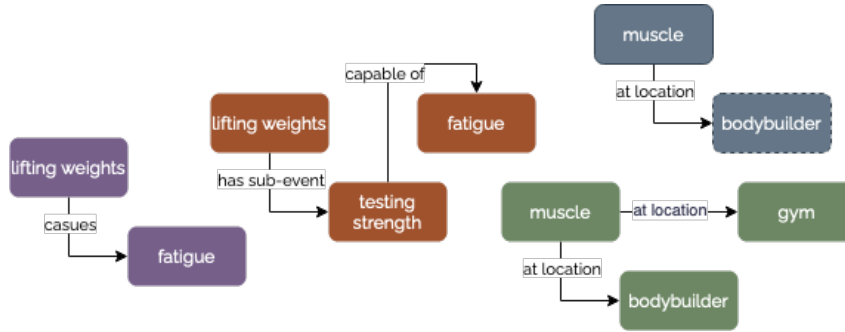


Figure 2: An example of the different graph construction approaches for COPA-SSE (Brassard et al., 2022). Here, the premise and answer options are: *P: The bodybuilder lifted weights; A1: The gym closed; A2: Her muscles became fatigued*, from left to right: Purple: Gold annotation, Brown: Approach 3, Green: Approach 2, and Blue: Approach 1.

leaving it for future work. The enhanced n-gram matching produces two sets of entities, one from the question and one from the answer, V_q and V_a . The graph itself is then constructed by adding the k -hop paths between the nodes in these two sets, with k often being 2 or 3. This returns a graph that contains a lot of noise in terms of irrelevant nodes found in the k -hop neighbourhoods of V_q and V_a and motivates some form of pruning applied to G_{sub} before it is used together with the PLM, such as node relevance scoring (Yasunaga et al., 2021), dynamic pruning via LM-to-KG attention (Kaur et al., 2022), and ranking using sentence representations of the question and answer pair and a linearized version of G_{sub} (Kaur et al., 2022).

Another approach based on lexical matching is from Becker et al. (2021), which is specifically developed for ConceptNet. Candidate phrases are first extracted from the text using a constituency parser, limited to noun, verb and adjective phrases. These are then lemmatized and filtered for articles, pronouns, conjunctions, interjections and punctuation. The same process is also applied to all the nodes in ConceptNet. This makes it possible to match the two modalities better, as both are normalised using the same pre-processing pipeline. Results on two QA dataset show that the proposed method is able to align more meaningful concepts and that the ratio between informative and uninformative concepts are superior to simple string matching. For the language modelling task, Kaur et al. (2022) uses a much simpler technique where a Named Entity Recognition model identifies named entity mentions in text and selects entities with the maximum overlap in the KG.

For the tasks of text summarisation and story ending generation, Feng et al. (2021) and Guan

et al. (2019) use RNN-based architectures that read a text sequence word by word, and at each time step the current word is aligned to a triple from ConceptNet (We assume by lexical overlap). Each triple, and also its neighbours in the KG, is encoded using word embeddings and then combined with the context vector from the RNN using different attention style mechanisms.

As an alternative to these types of approaches based on some form of lexical matching for the alignment, Aglionby and Teufel (2022) experimented with embedding each entity in the KG using a PLM, and then for each question answer pair find the most similar concepts using euclidean distance. They conclude that this leads to graphs that are more specific to the question-answer pair, and that this helps performance in some cases. Wang et al. (2020) also experimented with using a PLM to generate the graphs instead of aligning them, relying on KGs such as ConceptNet as a fine-tuning dataset for the PLM instead of as a direct source during alignment. In a QA setting, the model is trained to connect entities from question-answer pairs with a multi-hop path. The generated paths can then be later used for knowledge-enhanced systems. This has the benefit of being able to use all the knowledge acquired during the PLMs pre-training, which might result in concepts that are not present in KGs.

3 KG and Datasets

This section explains the data used in our own experiments.

ConceptNet As our knowledge graph, we use *ConceptNet* (Speer et al., 2017) — a general-domain KG that contains 799,273 nodes and

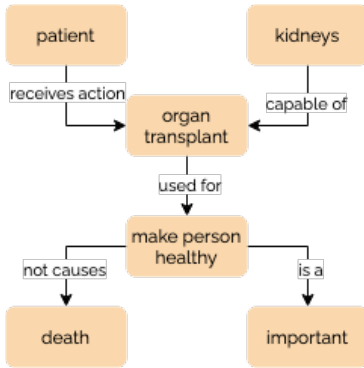


Figure 3: An example graph from ExplaGraphs (Saha et al., 2021) generated by a PLM for the belief argument pair: *Organ transplant is important; A patient with failed kidneys might not die if he gets organ donation.*

2, 487, 810 edges. The graph is structured as a collection of triples, each containing a head and tail entity connected via a relation from a pre-defined set of types.

ExplaGraphs ExplaGraphs (Saha et al., 2021) is originally a graph generation task for binary stance prediction. Given a belief and argument pair (b, a) , models should both classify whether the argument counters or supports the belief and construct a structured explanation as to why this is the correct label. An example of this can be seen in Figure 3.

The original dataset provides a train $(n = 2367)$ and validation $(n = 397)$ split, as well as a test set that is kept private for evaluation on a leaderboard. The node labels have been written by humans using free-form text, but the edge labels are limited to the set of relation types used in ConceptNet. We concatenate the train and validation split and partition the data into a new train, validation and test split with an 80–10–10 ratio.

COPA-SSE Introduced in Brassard et al. (2022), COPA-SSE adds semi-structured explanations created by human annotators to 1500 samples from Balanced COPA (Kavumba et al., 2019) — which is an extension to the original COPA dataset from Roemmele et al. (2011). In this task, given a scenario as a premise, models have to select the alternative that more plausibly stands in a causal relation with the premise. An example with a manually constructed explanation graph can be seen in Figure 4. As with ExplaGraphs, COPA-SSE uses free-form text for the head and tail entities of the triples and limits the relation types to the ones found in ConceptNet.

The dataset provides on average over six expla-

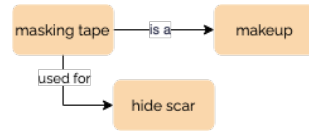


Figure 4: An example of a manually created graph from COPA-SSE (Brassard et al., 2022) for the premise and options: *P: The man felt ashamed of a scar on his face; A1: He hid the scar with makeup; A2: He explained the scar to strangers.*

nation graphs per sample. Five annotators have also rated the quality of each graph with respect to how well it captures the relationship between the premise and the correct answer choice. As we only need one graph per sample, we select the one with the highest average rating. As the official COPA-SSE set does not contain any training data, we keep the official development split as our training data and split the official test data by half for our in-house development and testing set.

4 Alignment approaches

As mentioned, the general procedure for grounding text to a graph is three-fold: we first have to identify entities mentioned in the text, then link them to entities in the graph, and lastly construct a graph object that is returned to the inference model as additional context to be used together with the original text. For QA the text aligned with the graph is typically a combination of the question and answer choices. As our two downstream tasks are not QA, and also different from each other, we have to rely on different pre-processing techniques than previous work. The following section presents the implementation of three different text-to-KG alignment approaches that we compare against manually created graphs. An illustration of the different approaches applied to the same text sample can be seen in Figure 2.

4.1 Approach 1: Basic String Matching

Our first approach establishes a simple baseline based on naive string matching. For ExplaGraphs, we first word-tokenize the belief and argument on whitespace, and then for each word we check whether or not it is a concept in ConceptNet by exact lexical overlap. This gives us two sets of entities: C_q and C_a . The graph is constructed by finding paths in ConceptNet between the concepts in C_q and C_a . For COPA-SSE, we do the same but create C_q from a concatenation of the premise and the first answer choice, and C_a from a concatena-

tion of the premise and the second answer choice. We use Dijkstra’s algorithm to find the paths (Dijkstra, 1959).² The reason to use this rather simple approach, also pointed out by Lin et al. (2019) and Aglionby and Teufel (2022), is that finding a minimal spanning graph that covers all the concepts from C_q and C_a , which seems like a more obvious choice, would be to solve the NP-complete "Steiner tree problem" (Garey and Johnson, 1977), and this would be too resource demanding given the size of ConceptNet.

As many of the retrieved paths are irrelevant to the original text, it is common to implement some sort of pruning. We follow Kaur et al. (2022) and linearize the subject-relation-object triples to normal text and then embed them into the same vector space as the original context using the SentenceTransformer (Reimers and Gurevych, 2019). We then calculate the cosine similarity between the linearized graphs and the original text context and select the one with the highest score.

4.2 Approach 2: Enhanced String Matching

Our second approach is based on the widely used method from Lin et al. (2019), found in the works of Feng et al. (2020); Yasunaga et al. (2021); Zhang et al. (2022); Yasunaga et al. (2022); Sun et al. (2022), but modified to our use case. We construct the set of entities C_q and C_a using n-gram matching enhanced with lemmatisation and filtering of stop words.³ As in Approach 1, for ExplaGraphs, C_q is constructed from the belief, and C_a from the argument; for COPA-SSE, C_q is based on a concatenation of the premise and the first answer choice, while C_a is based on a concatenation of the premise and the second answer choice.

The graph is constructed by finding paths in ConceptNet from concepts in between C_q and C_a using the same method as in Approach 1. However, we limit the length of the paths to a variable k . In the aforementioned works, k is set as to retrieve either two or three-hop paths, essentially finding the 2-hop or 3-hop neighbourhoods of the identified concepts. For our experiments, we set $k = 3$.

As with Approach 1, many of the retrieved paths are irrelevant to the original text which warrants some sort of pruning strategy. In the aforementioned works, this is done by node relevance scoring. We follow Approach 1 and use sentence repre-

²Using the implementation from <https://networkx.org>

³We use the implementation from Yasunaga et al. (2021) to construct C_q and C_a

sentations via linearization and cosine similarity in order to prune irrelevant paths from the graph.

4.3 Approach 3: Path Generator

Our third approach is based on a method where a generative LM is fine-tuned on the task of generating paths between concepts found in two sets. We use the implementation and already trained path generator (PG) from Wang et al. (2020) for this purpose. This model is a GPT-2 model (Radford et al., 2019) fine-tuned on generating paths between two nodes in ConceptNet.⁴ One advantage of this method is that since GPT-2 already has unstructured knowledge encoded in its parameters from its original pre-training, it is able to generate paths between entities that might not exist in the original graph.

For both ExplaGraphs and COPA-SSE, we take the first and last entity identified by the entity linker from Approach 2 as the start and end points of the PG. As the model only returns one generated path, we do not perform any pruning. For the following example from COPA-SSE, P : *The man felt ashamed of a scar on his face*; $A1$: *He hid the scar with makeup*; $A2$: *He explained the scar to strangers.*, the PG constructs the following path: *masking tape used for hide scar, masking tape is a makeup.*

4.3.1 Start and end entities

We also experiment with the same setup, but with the first and last entity from the gold annotations as the start and end points for the PG. We do this to assess the importance of having nodes that are at least somewhat relevant to the original context as input to the PG. In our experiments, we refer to this sub-method as Approach 3-G.

4.4 Integration technique

As the focus of this work is not how to best combine structured data with PLMs, but rather to report on how current text-to-KG alignment methods compare to manually created graphs, we use a rather simple integration technique to combine the graphs with a pre-trained language model and use it uniformly for the different alignment approaches. We conjecture that the ranking of the different linking approaches with this technique would be similar to a more complex method for reasoning over the graph structures, for example using GNNs. By not

⁴See Wang et al. (2020) for details on the fine-tuning procedure.

relying on another deep learning model for the integration, we can better control the effect of the graph quality itself.

For each text and graph pair, we linearize the graph to text as in Kaur et al. (2022). For example, the graph in Figure 4 is transformed to the string *masking tape used for hide scar, masking tape is a makeup*. As linearization does not provide any natural way to capture the information provided by having directed edges, we transform all the graphs to undirected graphs before integrating them with the PLM⁵. For a different integration technique, such as GNNs, it would probably be reasonable to maintain information about the direction of edges.

For ExplaGraphs, which consists of belief and argument pairs, we feed the model with the following sequence: BELIEF [SEP] ARGUMENT [SEP] GRAPH [SEP], where [SEP] is a model-dependent separation token and the model classifies the sequence as either *support* or *counter*.

For COPA-SSE, which has two options for each premise, we use the following format: PREMISE + GRAPH [SEP] A1 [SEP] and PREMISE + GRAPH [SEP] A2 [SEP], where + just adds the linearized graph to the premise as a string and the model has to select the most likely sequence of the two.

5 Graph quality

The following section provides an analysis of the quality of the different approaches when used to align graphs for both ExplaGraphs and COPA-SSE.

Table 1 and Table 2 show the average number of triples per sample identified or created by the different approaches for the two datasets, as well as how many triples we count as containing some form of error (‘Broken triples’ in the table). The criterion for marking a triple as broken includes missing head or tail entities inside the triple, having more than one edge between the head and tail, and returning nothing from ConceptNet. It is, of course, natural that not all samples contain an entity that can be found in ConceptNet, and consequently, we decided to not discard the broken triples but rather to include them to showcase the expected performance in a realistic setting.

As can be seen from the tables, the approach based on the Path Generator (PG) from Wang et al. (2020) (Approach 3) returns fewer triples than the other approaches for both ExplaGraphs and COPA-

SSE. When using the entities from Approach 2 as the start and end points, denoted by the abbreviation Approach 3, the number of triples containing some form of alignment error is over twenty percent. When using the gold annotation as the start and end point of the PG, abbreviated Approach 3-G, this goes down a bit but is still considerably higher than the approaches based on lexical overlap. Approach 2 is able to identify some well-formatted triple in all of the cases for both tasks, while Approach 1 fails to retrieve anything for five percent of the samples in COPA-SSE and two percent for ExplaGraphs.

In order to get some notion of semantic similarity between the different approaches and the original context they are meant to be a structural representation of, we calculate the cosine similarity between the context and a linearized (see Section 4.4 for details on this procedure) version of the graphs. The scores can be found in Table 3. Unsurprisingly, the similarity increases with the complexity of the approach. The basic string matching technique of Approach 1 creates the least similar graphs, followed by the tad more sophisticated Approach 2, while the generative approaches are able to create a bit more similar graphs despite having a low number of average triples per graph. All of the approaches are still far from the manually created graphs — which are also linearized using the same procedure as the others.

Approach	Avg. number of triples	Broken triples
Approach 1	2.90	0.05
Approach 2	2.90	0.00
Approach 3	1.39	0.20
Approach 3-G	1.64	0.12
Gold	2.12	0.00

Table 1: Statistics for the different approaches on the training set of COPA-SSE. The number of broken triples is reported as percentages.

Approach	Avg. number of triples	Broken triples
Approach 1	2.99	0.02
Approach 2	3.03	0.00
Approach 3	1.34	0.21
Approach 3-G	1.58	0.15
Gold	4.23	0.00

Table 2: Statistics for the different approaches on the training set of ExplaGraphs. The number of broken triples is reported as percentages.

⁵In practice, this is done by simply removing the underscore prepended to all reversed directions.

Approach	ExplaGraphs	COPA-SSE
Approach 1	0.39	0.32
Approach 2	0.45	0.42
Approach 3	0.48	0.45
Approach 3-G	0.55	0.46
Gold	0.75	0.57

Table 3: The different graphs and their average cosine similarity with the original text.

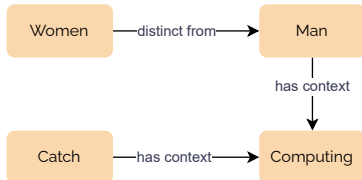


Figure 5: The graph aligned with ConceptNet for both the approaches based on lexical overlap. The original COPA-SSE context is *Premise: The women met for coffee Alt 1: The cafe reopened in a new location; Alt 2: They wanted to catch up with each other*

6 Experiments

We now present experiments where we compare the discussed approaches to text-to-KG alignment for ExplaGraphs and COPA-SSE. As our PLM, we use BERT (Devlin et al., 2019) for all experiments. We use the base version and conduct a hyperparameter grid search for both tasks. We do the same search both with and without any appended graphs as the former naturally makes it easier to overfit the data, especially since both ExplaGraphs and COPA-SSE are relatively small in size. The grid search settings can be found in Appendix A.2 and the final hyperparameters in Appendix A.3. We run all experiments over ten epochs with early stopping on validation loss with a patience value of five.

As few-sample fine-tuning with BERT is known to show instability (Zhang et al., 2021), we run all experiments with ten random seeds and report the mean accuracy scores together with standard deviations. We use the same random seeds for both tasks; they can be found in Appendix A.4.

We find that the experiments are highly susceptible to seed variation. Although we are able to match the performance of some previous work for the same PLM on some runs, this does not hold across seeds. Consequently, we also perform outlier detection and removal. Details on this procedure can be found in Appendix A.5.

Approach	ExplaGraphs	COPA-SSE
No graph	69.67 \pm 3.36	67.05 \pm 2.07
Approach 1	66.46 \pm 8.48	51.20 \pm 2.08
Approach 2	70.03 \pm 2.71	53.33 \pm 1.80
Approach 3	73.55 \pm 1.66	56.20 \pm 8.39
Approach 3-G	70.57 \pm 3.27	85.86 \pm 0.75
Gold	80.28 \pm 2.31	96.60 \pm 0.28

Table 4: Results of the different approaches on ExplaGraphs and COPA-SSE. Results are reported as average accuracy over ten runs together with standard deviations after outlier removal, if any.

7 Results

Table 4 shows the results on ExplaGraphs and COPA-SSE. For both datasets, we observe the following: Methods primarily based on lexical overlap provide no definitive improvement. The performance of Approach 1 (String matching) and Approach 2 (String matching with added lemmatisation and stop word filtering) is within the standard deviation of the experiments without any appended graph data, and might even impede the performance by making it harder to fit the data by introducing noise from the KG that is not relevant for the classification at hand.

For Approach 3, based on a generative model, we see that it too provides little benefit for ExplaGraphs, but that when it has access to the gold annotation entities as the start and end point of the paths, it performs significantly better than having access to no graphs at all for COPA-SSE.

For both tasks, having access to manually created graphs improves performance significantly.

8 Discussion

The most striking result is perhaps the performance of Approach 3-G on COPA-SSE. We hypothesise that this can be explained by the fact that annotators probably used exact spans from both the premise and the correct alternative from the text in their graphs, and consequently, they provide a strong signal as to why there is a relation between the premise and the correct answer choice and not the wrong one. This is easily picked up by the model. For ExplaGraphs, which is a text classification problem, this is not the case: the appended graph might provide some inductive bias, but it does not provide a direct link to the correct choice, as the task is to assign a label to the whole sequence, not to choose the most probable sequence out of two options. This conclusion is further supported

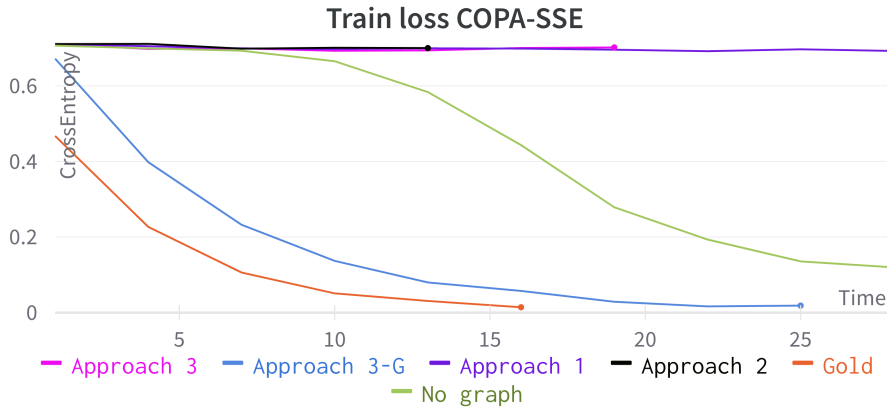


Figure 6: The train loss curves for the different approaches on COPA-SSE.

by the observation that appending the manually constructed graphs in their entirety has a much larger effect on COPA-SSE than ExplaGraphs.

Furthermore, for COPA-SSE, as pointed out in Table 1, the average triple length for the generative approaches is rather low, so the majority of the aligned graphs from Approach 3-G are actually from the manually written text, not generated by the model itself.

The key finding of our experiments is that having access to structured knowledge relevant to the sample at hand, here represented by the gold annotations, provides a significant increase in performance even with a simple injection technique and judging by today’s standards, a small pre-trained language model. They also show that for datasets of low sample sizes, such as ExplaGraphs and COPA-SSE, the results are susceptible to noise. As the approaches based on lexical overlap are within the standard deviations of the experiments without any appended graphs, it is not possible to conclude that they add any useful information to the model. Based on Figure 6, we think it is fair to conclude that these methods based on lexical overlap only provide a signal that has no relation to the correct label. As to why the approaches based on lexical matching do not have any effect here but reportedly have an effect in previous work on QA, there is one major reason that has not been discussed so far: namely that both datasets require knowledge that is not represented in ConceptNet. As shown by Bauer and Bansal (2021), matching the task with the right KG is important. It is reasonable to question whether or not ConceptNet, which aims to represent commonsense and world knowledge, does indeed contain information useful for deciding

whether or not an argument counters or supports a belief, in the case of ExplaGraphs, or if it can aid in the selection of the most likely follow-up scenario to a situation, in the case of COPA-SSE. In Figure 5, both the approaches based on lexical overlap (1 & 2) align the same exact graph with the text context, and judging from the result, it is pretty clear that the aligned graph has little to offer in terms of guiding the model towards the most likely follow-up.

9 Conclusion

In this work, we find that the process of identifying and retrieving the most relevant information in a knowledge graph is found under a range of different names in the literature and propose the term text-to-KG alignment. We systematise current approaches for text-to-KG alignment and evaluate a selection of them on two different tasks where manually created graphs are available, providing insights into how they compare to a scenario where the aligned graph is completely relevant to the text. Our experiments show that having access to such a graph could help performance significantly, and that current approaches based on lexical overlap are unsuccessful under our experimental setup, but that a generative approach using a PLM to generate a graph based on manually written text as start and end entities adds a significant increase in performance for multiple-choice type tasks, such as COPA-SSE. For the approaches based on lexical overlap, we hypothesise that the lack of performance increase can be attributed to the choice of knowledge graph, in our case ConceptNet, which might not contain any information useful for solving the two tasks.

Limitations

While there is a lot of work on creating and making available large pre-trained language models for a range of languages, there is to our knowledge not that many knowledge graphs for other languages than English — especially general knowledge ones, like ConceptNet. This is a major limitation, as it restricts research to one single language and the structured representation of knowledge found in the culture associated with that specific group of language users. Creating commonsense KGs from unstructured text is a costly process that requires financial resources for annotation as well as available corpora to extract the graph from.

Ethics Statement

We do not foresee that combining knowledge graphs with pre-trained language models in the way done here, add to any of the existing ethical challenges associated with language models. However, this rests on the assumption that the knowledge graph does not contain any harmful information that might inject or amplify unwanted behaviour in the language model.

References

- Oshin Agarwal, Heming Ge, Siamak Shakeri, and Rami Al-Rfou. 2021. [Knowledge graph based synthetic corpus generation for knowledge-enhanced language model pre-training](#). In *Proceedings of the 2021 Conference of the North American Chapter of the Association for Computational Linguistics: Human Language Technologies*, pages 3554–3565, Online. Association for Computational Linguistics.
- Guy Aglionby and Simone Teufel. 2022. [Identifying relevant common sense information in knowledge graphs](#). In *Proceedings of the First Workshop on Commonsense Representation and Reasoning (CSRR 2022)*, pages 1–7, Dublin, Ireland. Association for Computational Linguistics.
- Lisa Bauer and Mohit Bansal. 2021. [Identify, align, and integrate: Matching knowledge graphs to commonsense reasoning tasks](#). In *Proceedings of the 16th Conference of the European Chapter of the Association for Computational Linguistics: Main Volume*, pages 2259–2272, Online. Association for Computational Linguistics.
- Maria Becker, Katharina Korfhage, and Anette Frank. 2021. [COCO-EX: A tool for linking concepts from texts to ConceptNet](#). In *Proceedings of the 16th Conference of the European Chapter of the Association for Computational Linguistics: System Demonstrations*, pages 119–126, Online. Association for Computational Linguistics.
- Kurt Bollacker, Colin Evans, Praveen Paritosh, Tim Sturge, and Jamie Taylor. 2008. [Freebase: a collaboratively created graph database for structuring human knowledge](#). In *Proceedings of the 2008 ACM SIGMOD international conference on Management of data*, pages 1247–1250.
- Ana Brassard, Benjamin Heinzlerling, Pride Kavumba, and Kentaro Inui. 2022. [COPA-SSE: Semi-structured explanations for commonsense reasoning](#). In *Proceedings of the Thirteenth Language Resources and Evaluation Conference*, pages 3994–4000, Marseille, France. European Language Resources Association.
- Ting-Yun Chang, Yang Liu, Karthik Gopalakrishnan, Behnam Hedayatnia, Pei Zhou, and Dilek Hakkani-Tur. 2020. [Incorporating commonsense knowledge graph in pretrained models for social commonsense tasks](#). In *Proceedings of Deep Learning Inside Out (DeeLIO): The First Workshop on Knowledge Extraction and Integration for Deep Learning Architectures*, pages 74–79, Online. Association for Computational Linguistics.
- Jacob Devlin, Ming-Wei Chang, Kenton Lee, and Kristina Toutanova. 2019. [BERT: Pre-training of deep bidirectional transformers for language understanding](#). In *Proceedings of the 2019 Conference of the North American Chapter of the Association for Computational Linguistics: Human Language Technologies, Volume 1 (Long and Short Papers)*, pages 4171–4186, Minneapolis, Minnesota. Association for Computational Linguistics.
- Edsger Wybe Dijkstra. 1959. A note on two problems in connexion with graphs. *Numerische Mathematik*, 1:269–271.
- Xiachong Feng, Xiaocheng Feng, and Bing Qin. 2021. [Incorporating commonsense knowledge into abstractive dialogue summarization via heterogeneous graph networks](#). In *Chinese Computational Linguistics: 20th China National Conference, CCL 2021, Hohhot, China, August 13–15, 2021, Proceedings*, pages 127–142. Springer.
- Yanlin Feng, Xinyue Chen, Bill Yuchen Lin, Peifeng Wang, Jun Yan, and Xiang Ren. 2020. [Scalable multi-hop relational reasoning for knowledge-aware question answering](#). In *Proceedings of the 2020 Conference on Empirical Methods in Natural Language Processing (EMNLP)*, pages 1295–1309, Online. Association for Computational Linguistics.
- Silin Gao, Jena D. Hwang, Saya Kanno, Hiromi Wakaki, Yuki Mitsufuji, and Antoine Bosselut. 2022. [ComFact: A benchmark for linking contextual commonsense knowledge](#). In *Findings of the Association for Computational Linguistics: EMNLP 2022*, pages 1656–1675, Abu Dhabi, United Arab Emirates. Association for Computational Linguistics.

- Michael R Garey and David S. Johnson. 1977. The rectilinear steiner tree problem is np-complete. *SIAM Journal on Applied Mathematics*, 32(4):826–834.
- Jian Guan, Yansen Wang, and Minlie Huang. 2019. [Story ending generation with incremental encoding and commonsense knowledge](#). *Proceedings of the AAAI Conference on Artificial Intelligence*, 33(01):6473–6480.
- Canming Huang, Weinan He, and Yongmei Liu. 2021. [Improving unsupervised commonsense reasoning using knowledge-enabled natural language inference](#). In *Findings of the Association for Computational Linguistics: EMNLP 2021*, pages 4875–4885, Punta Cana, Dominican Republic. Association for Computational Linguistics.
- Yong-Ho Jung, Jun-Hyung Park, Joon-Young Choi, Mingyu Lee, Junho Kim, Kang-Min Kim, and SangKeun Lee. 2022. [Learning from missing relations: Contrastive learning with commonsense knowledge graphs for commonsense inference](#). In *Findings of the Association for Computational Linguistics: ACL 2022*, pages 1514–1523, Dublin, Ireland. Association for Computational Linguistics.
- Jivat Kaur, Sumit Bhatia, Milan Aggarwal, Rachit Bansal, and Balaji Krishnamurthy. 2022. [LM-CORE: Language models with contextually relevant external knowledge](#). In *Findings of the Association for Computational Linguistics: NAACL 2022*, pages 750–769, Seattle, United States. Association for Computational Linguistics.
- Pride Kavumba, Naoya Inoue, Benjamin Heinzerling, Keshav Singh, Paul Reisert, and Kentaro Inui. 2019. [When choosing plausible alternatives, clever hans can be clever](#). In *Proceedings of the First Workshop on Commonsense Inference in Natural Language Processing*, pages 33–42, Hong Kong, China. Association for Computational Linguistics.
- Anne Lauscher, Olga Majewska, Leonardo F. R. Ribeiro, Iryna Gurevych, Nikolai Rozanov, and Goran Glavaš. 2020. [Common sense or world knowledge? investigating adapter-based knowledge injection into pretrained transformers](#). In *Proceedings of Deep Learning Inside Out (DeeLIO): The First Workshop on Knowledge Extraction and Integration for Deep Learning Architectures*, pages 43–49, Online. Association for Computational Linguistics.
- Bill Yuchen Lin, Xinyue Chen, Jamin Chen, and Xiang Ren. 2019. [KagNet: Knowledge-aware graph networks for commonsense reasoning](#). In *Proceedings of the 2019 Conference on Empirical Methods in Natural Language Processing and the 9th International Joint Conference on Natural Language Processing (EMNLP-IJCNLP)*, pages 2829–2839, Hong Kong, China. Association for Computational Linguistics.
- Matthew E. Peters, Mark Neumann, Robert Logan, Roy Schwartz, Vidur Joshi, Sameer Singh, and Noah A. Smith. 2019. [Knowledge enhanced contextual word representations](#). In *Proceedings of the 2019 Conference on Empirical Methods in Natural Language Processing and the 9th International Joint Conference on Natural Language Processing (EMNLP-IJCNLP)*, pages 43–54, Hong Kong, China. Association for Computational Linguistics.
- Alec Radford, Jeffrey Wu, Rewon Child, David Luan, Dario Amodei, Ilya Sutskever, et al. 2019. Language models are unsupervised multitask learners. *OpenAI blog*, 1(8):9.
- Nils Reimers and Iryna Gurevych. 2019. [Sentence-BERT: Sentence embeddings using Siamese BERT-networks](#). In *Proceedings of the 2019 Conference on Empirical Methods in Natural Language Processing and the 9th International Joint Conference on Natural Language Processing (EMNLP-IJCNLP)*, pages 3982–3992, Hong Kong, China. Association for Computational Linguistics.
- Melissa Roemmele, Cosmin Adrian Bejan, and Andrew S Gordon. 2011. Choice of plausible alternatives: An evaluation of commonsense causal reasoning. In *AAAI spring symposium: logical formalizations of commonsense reasoning*, pages 90–95.
- Swarnadeep Saha, Prateek Yadav, Lisa Bauer, and Mohit Bansal. 2021. [ExplaGraphs: An explanation graph generation task for structured commonsense reasoning](#). In *Proceedings of the 2021 Conference on Empirical Methods in Natural Language Processing*, pages 7716–7740, Online and Punta Cana, Dominican Republic. Association for Computational Linguistics.
- Yiheng Shu, Zhiwei Yu, Yuhan Li, Börje Karlsson, Tingting Ma, Yuzhong Qu, and Chin-Yew Lin. 2022. [TIARA: Multi-grained retrieval for robust question answering over large knowledge base](#). In *Proceedings of the 2022 Conference on Empirical Methods in Natural Language Processing*, pages 8108–8121, Abu Dhabi, United Arab Emirates. Association for Computational Linguistics.
- Robyn Speer, Joshua Chin, and Catherine Havasi. 2017. Conceptnet 5.5: An open multilingual graph of general knowledge. In *Thirty-first AAAI conference on artificial intelligence*.
- Yueqing Sun, Qi Shi, Le Qi, and Yu Zhang. 2022. [JointLK: Joint reasoning with language models and knowledge graphs for commonsense question answering](#). In *Proceedings of the 2022 Conference of the North American Chapter of the Association for Computational Linguistics: Human Language Technologies*, pages 5049–5060, Seattle, United States. Association for Computational Linguistics.
- Peifeng Wang, Nanyun Peng, Filip Ilievski, Pedro Szekely, and Xiang Ren. 2020. [Connecting the dots: A knowledgeable path generator for commonsense question answering](#). In *Findings of the Association for Computational Linguistics: EMNLP 2020*, pages 4129–4140, Online. Association for Computational Linguistics.

Michihiro Yasunaga, Antoine Bosselut, Hongyu Ren, Xikun Zhang, Christopher D Manning, Percy Liang, and Jure Leskovec. 2022. [Deep bidirectional language-knowledge graph pretraining](#). In *Advances in Neural Information Processing Systems*.

Michihiro Yasunaga, Hongyu Ren, Antoine Bosselut, Percy Liang, and Jure Leskovec. 2021. [QA-GNN: Reasoning with language models and knowledge graphs for question answering](#). In *Proceedings of the 2021 Conference of the North American Chapter of the Association for Computational Linguistics: Human Language Technologies*, pages 535–546, Online. Association for Computational Linguistics.

Donghan Yu, Chenguang Zhu, Yuwei Fang, Wenhao Yu, Shuohang Wang, Yichong Xu, Xiang Ren, Yiming Yang, and Michael Zeng. 2022. [KG-FiD: Infusing knowledge graph in fusion-in-decoder for open-domain question answering](#). In *Proceedings of the 60th Annual Meeting of the Association for Computational Linguistics (Volume 1: Long Papers)*, pages 4961–4974, Dublin, Ireland. Association for Computational Linguistics.

Tianyi Zhang, Felix Wu, Arzoo Katiyar, Kilian Q Weinberger, and Yoav Artzi. 2021. [Revisiting few-sample BERT fine-tuning](#). In *International Conference on Learning Representations*.

Xikun Zhang, Antoine Bosselut, Michihiro Yasunaga, Hongyu Ren, Percy Liang, Christopher D Manning, and Jure Leskovec. 2022. [GreaseLM: Graph Reasoning enhanced language models](#). In *International Conference on Learning Representations*.

A Appendix A

A.1 SentenceTransformer

We use the model with id ALL-MPNET-BASE-V2 to prune the different paths and to calculate similarity.

A.2 Grid search

Based on the following values, we do a grid search checking every possible combination.

Hyperparameter	Value
lr	$4 * 10^{-5}$, $3 * 10^{-5}$ $5 * 10^{-5}$, $6 * 10^{-6}$ $4 * 10^{-6}$, $1 * 10^{-6}$
Weight decay	0.01 0.1
Batch size	4 8 16
Dropout	0.2 0.3

Table 5: The values used for the grid search

A.3 Hyperparameters

Based on the grid search, we select the following hyperparameters:

Hyperparameter	With graphs	w/o graphs
Learning rate	$3 * 10^{-5}$	$4 * 10^{-5}$
Dropout	0.3	0.3
Weight decay	0.01	0.1
Batch size	16	8

Table 6: The hyperparameters used for ExplaGraphs

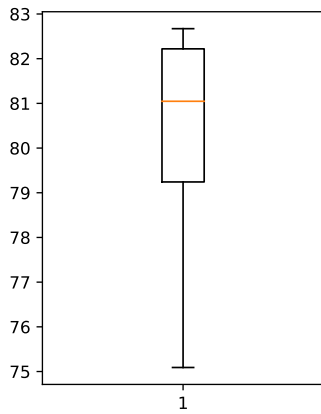
Hyperparameter	With graphs	w/o graphs
Learning rate	$4 * 10^{-5}$	$4 * 10^{-5}$
Dropout	0.2	0.3
Weight decay	0.01	0.1
Batch size	8	16

Table 7: The hyperparameters used for COPA-SSE

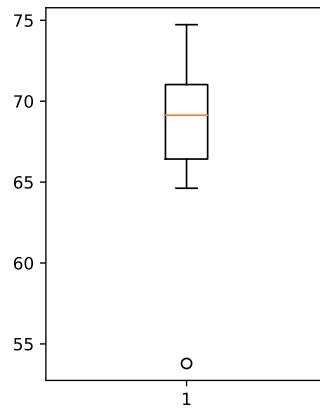
A.4 Seeds

Seeds used for both tasks during fine-tuning: [9, 119, 7230, 4180, 6050, 257, 981, 1088, 416, 88]

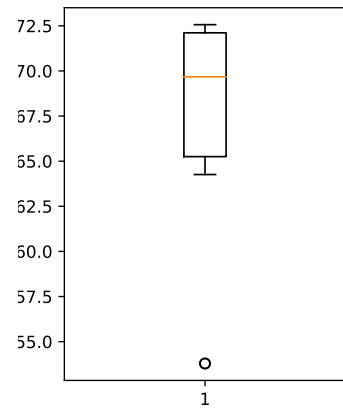
A.5 Outliers



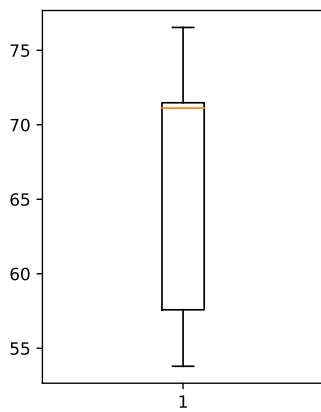
(a) Manually created graphs



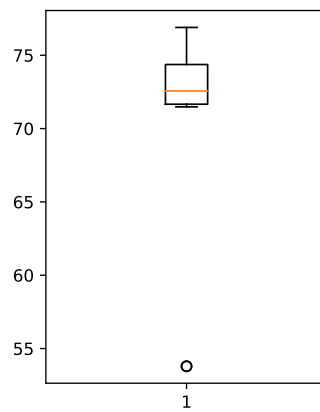
(b) No graphs appended to original context



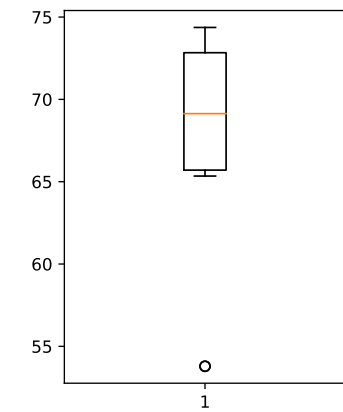
(c) Approach 2



(d) Approach 1

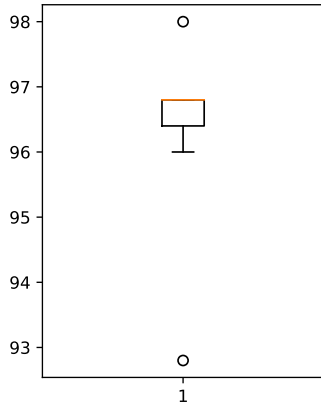


(e) Approach 3

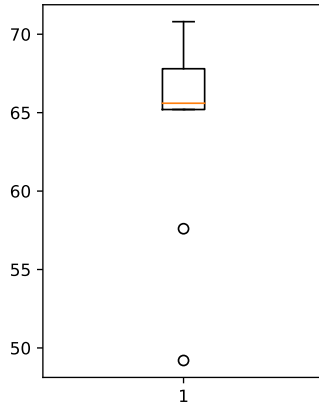


(f) Approach 3-G

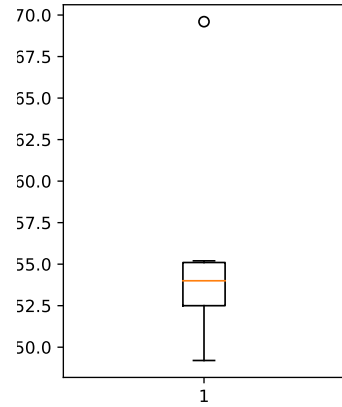
Figure 7: Outliers from the different runs for all graph configurations for ExplaGraphs. Circular dots mark outliers that were removed, if any.



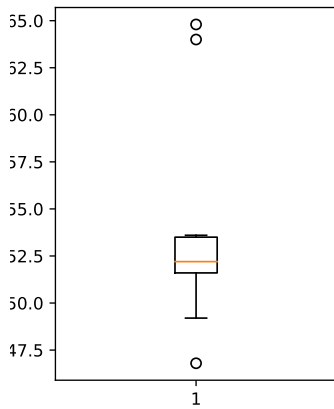
(a) Manually created graphs



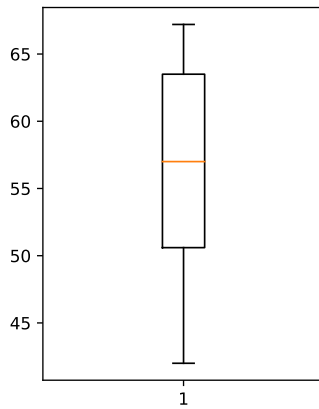
(b) No graphs appended to original context



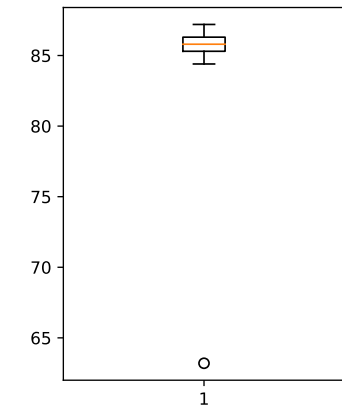
(c) Approach 2



(d) Approach 1



(e) Approach 3



(f) Approach 3-G

Figure 8: Outliers from the different runs for all graph configurations for COPA-SSE. Circular dots mark outliers that were removed, if any.