
Maximal Domain Independent Representations Improve Transfer Learning

Adrian Shuai Li
Purdue University
West Lafayette, IN
li3944@purdue.edu

Elisa Bertino
Purdue University
West Lafayette, IN
bertino@purdue.edu

Xuan-Hong Dang
IBM T.J. Watson Research Center
Yorktown Heights, NY
Xuan-Hong.Dang@ibm.com

Ankush Singla
Purdue University
West Lafayette, IN
asingla@purdue.edu

Yuhai Tu
IBM T.J. Watson Research Center
Yorktown Heights, NY
yuhai@us.ibm.com

Mark N Wegman
IBM T.J. Watson Research Center
Yorktown Heights, NY
wegman@us.ibm.com

Abstract

The most effective domain adaptation (DA) involves the decomposition of data representation into a domain independent representation (DIRep), and a domain dependent representation (DDRep). A classifier is trained by using the DIRep of the labeled source images. Since the DIRep is domain invariant, the classifier can be “transferred” to make predictions for the target domain with no (or few) labels. However, information useful for classification in the target domain can “hide” in the DDRep in current DA algorithms such as Domain-Separation-Networks (DSN). DSN’s weak constraint to enforce orthogonality of DIRep and DDRep, allows this hiding and can result in poor performance. To address this shortcoming, we developed a new algorithm wherein a stronger constraint is imposed to minimize the DDRep by using a KL divergent loss for the DDRep in order to create the maximal DIRep that enhances transfer learning performance. By using synthetic data sets, we show explicitly that depending on initialization DSN with its weaker constraint can lead to sub-optimal solutions with poorer DA performance whereas our algorithm with maximal DIRep is robust against such perturbations. We demonstrate the equal-or-better performance of our approach against state-of-the-art algorithms by using several standard benchmark image datasets including Office. We further highlight the compatibility of our algorithm with pretrained models, extending its applicability and versatility in real-world scenarios.

1 Introduction

Labeling data for machine learning can be a difficult and time-consuming process. If we have a set of labels for data drawn from a source domain, it is desirable to use the source data and labels to aid classifying data from a similar but different target domain with no (or few) labels. Transferring the ability to classify data from one domain to another is called *Domain Adaptation*.

Humans looking at pictures of dogs and wolves in the wild often notice the context of the animal to aid in classification. If you do a search on the internet for wolf you will inevitably find a picture of the animal in snow in a setting where few dog pictures occur. If the source domain is pictures of animals in the wild and the target is animals at veterinary clinics, that context is lost in the target. Humans and neural networks learn to take advantage of information that is not available in the target domain. Our goal is to ensure that the tendency to take advantage of domain dependent information, which can be called “spurious” information, does not get in the way of good domain adaptation.

Our general intuition, largely consistent with previous work, is that domain adaptation can occur if:

1. a representation of the input can be formed that is independent of the domain, which we call a *Domain Independent Representation (DIRep)* and
2. the DIRep contains as much information as possible to enable the best classification.

Part 1 is typically achieved using adversarial techniques such as generative adversarial networks (GANs) [9, 25, 26]. An adversarial network is used to ensure that from the DIRep one can not determine which domain the original data came from. To contain as much information of the input data as possible, part 2 can be achieved by using an autoencoder. However, there cannot be enough information in DIRep alone to fully reconstruct the input data due to the existence of domain specific information. Following Bousmalis et al [2], we supplement the DIRep with a *Domain Dependent Representation (DDRrep)*, which contains information relevant to the domain. In other words, the full data representation is decomposed into DIRep and DDRrep, which when combined is sufficient to recreate the input data in the autoencoder.

A classifier is trained with the DIRep of the labelled data from the source domain. Since the DIRep is domain independent, the idea is that the classifier can then be “transferred” to the target domain to make predictions for labels of the target data. However, the classifier may “cheat” by using information that is only useful for classifying the source data and the information needed to classify the target data may hide in the DDRrep.

Indeed, the key challenge in DA is how to decompose the data representation into the DIRep and DDRrep properly so that the classifier can be trained with domain independent correlation between data and their labels. For example, to ensure different information goes into the DDRrep and the DIRep, Domain-Separation-Networks (DSN), a current state-of-the-art algorithm for DA, introduced a loss function to enforce linear orthogonality of the DDRrep and the DIRep. However, as we will show later, this constraint is not enough to prevent information useful for classifying target data to end up in their DDRrep rather than the DIRep.

In this paper, we introduce a stronger constraint by minimizing the DDRrep. The general idea is that if the DDRrep only contains enough information to determine the domain and nothing else, then assuming that the domain itself is not relevant to the classification, all the relevant information for classification has to be in the now maximal DIRep achieving part 2.

The rest of our paper is structured as follows. After describing related work in Section 2, we will present details on the construction of our algorithm/model and contrast it to the closely related DSN algorithm in Section 3. In Section 4, we will give results on a synthetic benchmark we designed to elucidate the issues facing previous methods; an ablation study which further illustrates the advantage of our approach versus DSN; and the performance of our algorithm versus other methods across a set of standard benchmark datasets. In Section 5, we discuss the intuitive reason for the better performance of our algorithm and some possible future studies.

2 Related Literature

Transfer learning is an active research area that has been covered by several survey papers [16, 29–31, 15, 27]. Here, we briefly describe four previous methods that are closely related to ours, with which we will make direct comparison in this paper.

The domain adversarial neural network (DANN) [9] uses three network components, namely a feature extractor, a label predictor and a domain classifier. The generator is trained in an adversarial manner to maximize the loss of the domain classifier by reversing its gradients. The generator is trained at the same time as the label predictor to create a DIRep that contains domain-invariant features for classification. The adversarial discriminative domain adaptation (ADDA) [26] approach adopts

similar network components, yet its learning process involves multiple stages in training the three components of the model (see Chadha et al. [3] for a recent extension of ADDA to model the joint distribution over domain and task). Singla et al. [25] has proposed a hybrid version of the DANN and ADDA where the generator is trained with the standard GAN loss function [10]. We refer to this as the GAN-based method [25]. None of these methods (DANN, ADDA, and GAN-based) includes the auto-encoder and thus does not have a DDRep.

The closest approach to ours is the Domain Separation Networks (DSN) [2], which has the highest accuracy among existing DA algorithms without using pseudo-labeling [4, 32]. The key distinction between DSN and our method is the different constraints used in decomposition of the data representation into DIRep and DDRep’s, which will be described in detail in Section 3.2.

In DSN, the DDRep and DIRep have the same shape, a linear “soft subspace orthogonality constraint between the private and shared representation of each domain” was used to ensure that the DIRep and DDRep are different. The main difference between DSN and our approach is that we use a different constraint to minimize the DDRep.

Other work shows how to take advantage of more than one target [20], or more than one source domains [19]. Some authors have looked at DA as a means to untangle representations such as the Interaction Information Auto-Encoder (IIAE) [12]. Also, the Variational Disentanglement Network (VDN) [12] attempts to generalize from a source domain without access to a target. These and other related topics fall outside the scope of our paper, which will not be addressed any further.

3 The MaxDIRep Algorithm for Domain Adaptation

In the introduction we described our general approach to achieve better domain adaptation by building a maximal domain-independent representation. In this section we describe the details of our model which is summarized in Figure 1. The decoder (F) ensures that between the DIRep and the DDRep all information in the image is preserved. We squeeze the DDRep, using techniques from VAEs, moving all the information related to classification into the DIRep. DIRep is subject to a GAN like discriminator that makes sure that classification information is represented in a domain independent way.

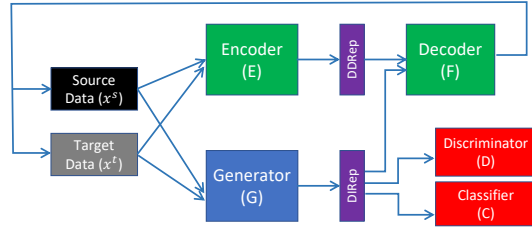


Figure 1: Architecture of MaxDIRep.

(1) Networks. There are five neural networks (by neural network, we mean the network architecture and all its parameters) in the algorithm: 1) G is the generator; 2) D is the discriminator; 3) C is the classifier; 4) E is the encoder; 5) F is the decoder.

(2) Inputs and outputs. The data is given by (x, l, d) where x is the input; we use the notation x^s and x^t to respectively represent the source and target data samples, when necessary to distinguish them. l is the label of sample x (if any), and d is the domain identity (e.g., can be as simple as one bit of 0 for the source domain and 1 for the target domain). In the zero-shot or few-shot domain adaptation settings, l is available for all source data samples, but none or only a few labels are known for the target samples. x is the input given to both encoder (E) and generator (G). The DDRep and DIRep correspond to the intermediate outputs of E and G , respectively:

$$DDRep = E(x), \quad DIRep = G(x), \tag{1}$$

which then serve as the inputs for the downstream networks decoder (F), discriminator (D), and classifier (C). In particular, DIRep serves as the input for D and C , and both DIRep and DDRep serve as the inputs for F . The outputs of these three downstream networks are \hat{x} from the decoder F ; \hat{d} from the discriminator D ; and \hat{l} from the classifier C . These outputs are:

$$\hat{x} = F(E(x), G(x)), \quad \hat{d} = D(G(x)), \quad \hat{l} = C(G(x)), \tag{2}$$

where we list the dependence of the outputs on the corresponding networks explicitly.

(3) Loss functions. Some measures of the differences between the predictions from the networks, i.e., $(\hat{x}, \hat{d}, \hat{l})$ and their actual values (x, d, l) are used to construct the loss functions. Typically a loss function would take two arguments, a prediction and the actual label/value. We use the name of the loss function without specifying the arguments, and do so for the discriminator, generator, classification and reconstruction losses. All the loss functions with their dependence on specific neural networks are given explicitly here:

1. Classification loss: $\mathcal{L}_c = \mathcal{L}_c(\hat{l}, l) = \mathcal{L}_c(C(G(x), l))$.
2. Discriminator loss: $\mathcal{L}_d = \mathcal{L}_d(\hat{d}, d) = \mathcal{L}_d(D(G(x), d))$.
3. Generator loss: $\mathcal{L}_g = \mathcal{L}_g(\hat{d}, 1 - d) = \mathcal{L}_d(D(G(x)), 1 - d)$.
4. Reconstruction loss: $\mathcal{L}_r = \mathcal{L}_r(\hat{x}, x) = \mathcal{L}_r(F(G(x), E(x)), x)$.
5. KL loss for DDRep: $\mathcal{L}_{kl} = D_{KL}(Pr(E(x)) \parallel \mathcal{N}(0, I))$.

For the reconstruction loss \mathcal{L}_r , we used the L_2 -norm. For $\mathcal{L}_d, \mathcal{L}_g, \mathcal{L}_c$, we used cross entropy. More details can be found in Appendix A.

The first four loss functions ($\mathcal{L}_c, \mathcal{L}_d, \mathcal{L}_g$, and \mathcal{L}_r) are similar to those used in other GAN-based algorithms such as DSN. The most important and unique feature of our algorithm is the KL divergence loss function $\mathcal{L}_{kl}(E)$ for the DDRep (E). Like in Variational Auto Encoder (VAE), \mathcal{L}_{kl} is introduced to create a minimal DDRep so we can force most of the input information into the DIRep.

(4) The back-prop based learning. The gradient-descent based learning dynamics for updating the five neural networks is described by the following equations:

$$\begin{aligned} \Delta G &= -\alpha_G \left(\lambda \frac{\partial \mathcal{L}_g}{\partial G} + \beta \frac{\partial \mathcal{L}_c}{\partial G} + \gamma \frac{\partial \mathcal{L}_r}{\partial G} \right), \quad \Delta C = -\alpha_C \frac{\partial \mathcal{L}_c}{\partial C}, \quad \Delta D = -\alpha_D \frac{\partial \mathcal{L}_d}{\partial D}, \\ \Delta E &= -\alpha_E \left(\frac{\partial \mathcal{L}_{kl}}{\partial E} + \mu \frac{\partial \mathcal{L}_r}{\partial E} \right), \quad \Delta F = -\alpha_F \frac{\partial \mathcal{L}_r}{\partial F}, \end{aligned}$$

where $\alpha_{C,D,E,F,G}$ are the learning rates for different neural networks. In our experiments, we often set them to the same value, but they can be different in principle. The other hyperparameters λ, β, γ , and μ are the relative weights of the loss functions. These hyperparameters are also useful to understand the different algorithms. As easily seen from the equations above, when $\gamma = 0$, the GAN-based algorithm decouples from the VAE based constraints.

3.1 The Explicit DDRep Algorithm

We have used the KL divergence to measure the information content of the DDRep and found that the DDRep contains the equivalent of one bit of information or even less in some cases. Inspired by this observation, we introduce a simplified MaxDIRep algorithm without the encoder E wherein the DDRep is set explicitly to be the domain label (bit) d , i.e., $DDRep = d$. We call this simplified MaxDIRep algorithm the *explicit DDRep* algorithm. The motivation is that d is the simplest possible domain dependent information that could serve to filter out the domain dependent information from the DIRep. A variant of this approach is to add d to the DDRep generated by the encoder.

Besides its simplicity, the explicit DDRep algorithm is also highly interpretable. One particularly useful feature of the explicit DDRep algorithm is that it allows us to check the effect of the DDRep directly by flipping the domain bit ($d \rightarrow 1 - d$). We know the domain bit is effective in filtering out domain dependent information from the DIRep if the reconstructed image $\tilde{x} = F(DIRep, 1 - d)$ resembles an image from the other domain (see Section 4.1 for details).

The explicit DDRep algorithm performs as well as the full MaxDIRep model in some simpler cases where the KL divergence of the DDRep in the MaxDIRep model corresponds to less than one bit measured as entropy. However, the full MaxDIRep model performs better in more complex cases. Therefore, we used the full MaxDIRep model with \mathcal{L}_{kl} for all cases as it is more general except in cases where the explicit DDRep algorithm works just as well but also provides a direct interpretation of the algorithm.

3.2 Comparing MaxDIRep to DSN: DSN has a weaker constraint than MaxDIRep

DSN is the highest scoring, DA approach that does not supplement their neural network training with pseudolabels [23]. Both DSN and MaxDIRep are based on decomposing the data representation into what we call DIRep and DDRep. The main difference¹ is that instead of using \mathcal{L}_{kl} to force the DDRep to contain minimal information as in MaxDIRep, DSN uses a linear orthogonality constraint between the private and shared representations of each domain. Formally, The constraint (\mathcal{L}_{diff}) is achieved by minimizing the dot products of DDRep ($DD^{S/T}$) and DIRep (DI) of source (S) and target (T) data respectively: $L_{diff} = \|DI \cdot DD^S\|^2 + \|DI \cdot DD^T\|^2$.

In MaxDIRep, after training, we found that the DDRep has close-to-zero KL loss, which implies that means of most of its weights are near zero. This means that MaxDIRep always results in DDRep that is orthogonal or near orthogonal to its DIRep, and thus satisfies the orthogonality constraint of DSN. However, the orthogonality constraint does not always lead to a unique decomposition. For example, a different, but also orthogonal or nearly orthogonal decomposition into DDRep and DIReps would be to minimize the DIRep and let it solely contain the label information, with most image details contained in the DDRep. This decomposition, as discussed in Section 4.2, leads to poor DA performance, but is not ruled out in the DSN algorithm due to its weaker linear orthogonality constraint.

To gain intuition for the difference between DSN and MaxDIRep, we looked at a 3-D geometrical analogy of a representation decomposition as shown in Figure 2 where source (S) and target (T) data represented in this analogy by vectors in 3D space are decomposed into the sum of DIRep (DI) and DDRep (DD): $S = DI_x + DD_x^S$, $T = DI_x + DD_x^T$ where the subscript x represents the DSN (D) and MaxDIRep (V) algorithms, respectively. In DSN, the linear orthogonality constraint, $DI_D \cdot DD_D^{S,T} = 0$, enforces $DI_D \perp DD_D^{S,T}$, which can be satisfied by any points on the blue circle in Figure 2. In MaxDIRep, however, the size of DDRep’s, i.e., $\|S - DI\| + \|T - DI\|$ is minimized leading to a unique solution DI_V (red dot in Figure 2), which not only satisfies the orthogonality constraint ($DI_V \perp DD_V^{S,T}$) but also maximizes the DIRep ($\|DI_V\| \geq \|DI_D\|$) (see Appendix G for proof details).

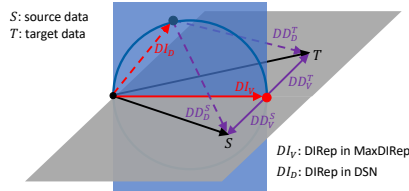


Figure 2: Schematic comparison between DSN and MaxDIRep. See text and Appendix G for explanation.

This 3D geometric analogy suggests that the orthogonality constraint is a weaker one than maximizing the DIRep (or minimizing the DDRep’s). Depending on the initialization, the system with only the orthogonality constraint can end up in a sub-optimal solution (any point on the circle other than the MaxDIRep solution DD_V) that has poorer DA performance. For example, as shown in Figure 2, the origin, i.e., $DI_D = 0$ is a valid solution for DSN that satisfies the orthogonality constraint. Obviously, this extreme case solution with a minimal (zero) DIRep can not be used for DA at all.

We expect the DA performance to become progressively worse as the DSN solution moves away from the maximal DIRep solution obtained by MaxDIRep. Indeed, as we will demonstrate later in Section 4.2 in a set of “mutual ablation” experiments in realistic setting, if we perturb the DSN system by running DSN with a KL loss \mathcal{L}_{kl}^{DI} applied to its DIRep for certain time, DSN will find solutions that are consistent with the orthogonality constraint of DSN but have poorer DA performance. Furthermore, as we increase the strength of this perturbation, the DSN performance decreases, indicating the existence of many sub-optimal solutions for DSN, which is consistent with the geometric analogy (Figure 2). However, the opposite is not true, i.e., if we perturb the MaxDIRep system by applying a negative \mathcal{L}_{diff} to make the DIRep and DDRep less orthogonal, MaxDIRep can still find the optimal solution with the same good DA performance.

¹They also use different neural networks to create the DDRep from their source and target.

4 Experiments

We now evaluate MaxDIRep across different adaptation settings. In Section 4.1, we first constructed synthetic datasets to explicitly demonstrate the advantage of MaxDIRep over other methods such as DANN and DSN, which can use information specific to the source domain for classification and thus leads to poor DA performance. Specifically, we introduce “cheating information” that can be used easily for classification in the source domain but not in the target domain. These cheating information (or spurious correlation) could encourage a system to create a classifier that works only for the source domain but not the target domain, leading to poorer DA performance.

Next, in Section 4.2, we designed a set of mutual ablation experiments between MaxDIRep and DSN to show that the key reason behind MaxDIRep’s better performance over DSN is due to the strong constraint imposed by minimizing the DDRRep than the weaker orthogonality constraint in DSN.

Finally, in Section 4.3, we compare the DA performance of MaxDIRep across a set of standard benchmark datasets including MNIST [14], MNIST-M [9], Street View House Number [18], synthetic digits [9] and Office [22] for comparison against other state-of-the-art DA algorithms including DANN, ADDA, and DSN.

4.1 Synthetic Benchmarks and Training Methods

Fashion-MNIST is a well known dataset, which we use as the source domain. We construct a target domain by flipping the original images by 180° . To add the cheating information, we add to the source data set a one hot vector that contains the correct classification. We call that information cheating bits. To the target dataset we also add some bits, but they either include information suggesting a random classification (random cheating), so the cheating bits are useless in the target domain; or bits shifted to the next label from the correct label (shift cheating), so it is always wrong but could be used for predicting the correct label. The one-hot bits have the same distribution in the source and target data sets, so if they are reflected in the DIRep the discriminator would not detect the difference between source and target. The idea is that a classifier that learned from these cheating information in the DIRep would perform poorly on the target data.

Benchmark algorithms We compare our method against other adversarial learning based DA algorithms: GAN-based approach [25], Domain-Adversarial Neural networks (DANN) [9] and Domain Separation Networks (DSN) [2]. We implemented both MaxDIRep and the explicit DDRRep algorithm in the zero-shot setting. The explicit DDRRep algorithm and the non-explicit DDRRep achieves almost identical performance, which is consistent with the observation that the information content of the DDRRep as determined by the KL divergence is usually less than 1 bit in the full MaxDIRep after training for this task. We also provide two baselines, a classifier trained on the source domain samples without DA (which gives us the lower bound on target classification accuracy) and a classifier trained on the target domain samples (which gives us the upper bound on target classification accuracy). We compare the mean accuracy of our approach and the other DA algorithms on the target test set in Table 1. The z-scores of comparing our method with other methods are shown in Appendix B. More details of the topology, learning rate, hyper-parameters setup and results analysis is provided in Appendix B.

Table 1: Mean classification accuracy (%) of different adversarial learning based DA approaches for the synthetic Fashion-MNIST benchmark.

Model	No cheating	Shift cheating	Random cheating
Source-only	20.0	11.7	13.8
GAN-based [25]	64.7	58.2	54.8
DANN [9]	63.7	58.0	53.6
DSN [2]	66.8	63.6	57.1
MaxDIRep/Explicit DDRRep	66.9	66.8	61.6
Target-only	88.1	99.8	87.9

The effect of single-bit DDRep One particularly useful feature of the explicit DDRep algorithm is that it allows us to check the effect of the DDRep directly by flipping the domain bit ($d \rightarrow 1 - d$). This feature is highlighted in Figure 3 in the case of rotated Fashion-MNIST classification. The original images for the source and target domains are shown as columns 1 and 4, respectively. The reconstructed images are shown as columns 2 and 6 with the domain bit d set to reflect their corresponding domains, i.e., $d = 0$ for column 2, $d = 1$ for column 6. Remarkably, by flipping the domain bit ($d \rightarrow 1 - d$) while keeping the DIRep unchanged, the resulting images (columns 3 and 5) resemble images from the other domain, which clearly demonstrates the effectiveness of the minimal DDRep in our model (domain bit in the explicit DDRep model) in filtering out domain dependent information from the DIRep.

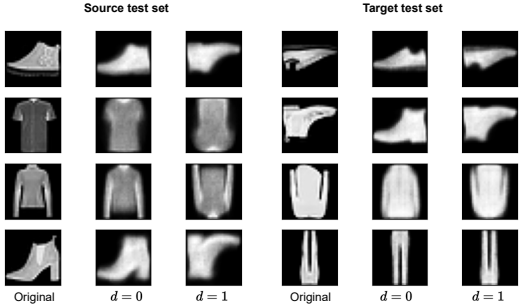


Figure 3: Effects of flipping the domain bit. Columns 1 and 4, original images; 2 and 6, reconstructions of originals; 3 and 5, reconstructions with domain bit flipped. See text for details.

We are interested in more natural DA scenarios where the source and target images might be captured with different sensors and thus have different wavelengths and colors. To address this use case, we created another cheating benchmark based on CIFAR-10 with different color planes. We introduce the cheating color plane where the choice of the color planes in the source data have a spurious correlation with the labels while such correlation is absent in the target domain.

We observe similar performance degradation for DANN, DSN and GAN-based approach on this benchmark, suggesting that the adaptation difficulties of previous methods and the results of our methods are not limited to a particular dataset. As an additional experiment, the model is provided with a majority of unlabeled target data and a small amount of labeled target data. We found that while the methods benefit from a small number of target labeled samples, MaxDIRep improves the most, surpassing DNS and GAN-based results by 12% and 25% respectively with only a total of 50 target labels. Due to space limit, the details of the experiments on synthetic CIFAR-10 and the results are included in Appendix D.

4.2 The mutual ablation experiment between DSN and MaxDIRep

In DSN, the orthogonality constraint is enforced by a difference loss (\mathcal{L}_{diff}), while minimization of DDrep in MaxDIRep is enforced by a KL loss (\mathcal{L}_{kl}) for the DDRep. To demonstrate the difference between DSN and MaxDIRep, we designed mutual ablation experiments to answer the following questions: If we add a negative difference loss ($-\mathcal{L}_{diff}$) to MaxDIRep, would performance of MaxDIRep go down? On the other hand, if we add a KL loss for the DIRep (\mathcal{L}_{kl}^{DI}) in DSN, which acts as the opposite of the KL loss for the DDRep as in MaxDIRep, how would that affect the performance of DSN?

In the two sets of ablation experiments (shaded blue and yellow respectively in Table 2), we perturbed the systems by adding the KL loss for DIRep $\lambda_p \mathcal{L}_{kl}^{DI}$ and the inverse difference loss $-\lambda_p \mathcal{L}_{diff}$ to DSN and MaxDIRep, respectively. Here, λ_p represents the strength of the perturbation. We used one large and one small values of $\lambda_p = 0.001, 0.1$ (rows 2&4 for DSN, and rows 7&9 for MaxDIRep in Table 2) to explore the dependence on the perturbation strength. We then turned off these perturbations and continued the training until convergence to investigate if the systems can recover their original DA performance (rows 3&5 for DSN, and rows 8&10 for MaxDIRep in Table 2). For reference, we also listed the performance by using source data alone, DSN, and MaxDIRep in rows 1, 6, and 11, respectively in Table 2.

The findings presented in row 2 of Table 2 indicate that when we reduce the DIRep during DSN training, DDRep and DIRep maintain orthogonality as evidenced by $\mathcal{L}_{diff} = 0$ in the experiment (see Appendix C). However, even this weak perturbation results in a worse DA performance compared to the original DSN. It also shows that even after this perturbation is removed (row 3), optimal domain adaptation is not regained. This is consistent with the geometric analogy (Figure 2), which shows that there are many solutions that satisfy the orthogonal constraint but not all of them are

equally good in DA. DSN can find a sub-optimal solution from the initiation of weights reached by the perturbation. Additionally, if we apply a stronger perturbation (row 4 in Table 2), the DSN algorithm becomes essentially equivalent to a source only DA scheme. Notably, the values for reconstruction loss and difference loss do not increase and the classification loss on the source data is minimal (please see the reported loss values in Appendix C). This implied that DIRep predominantly carries label information for the source and random information for the target, while DDRep retains the information necessary for reconstruction. Another important observation is that the KL losses on DIRep in the ablation experiments for DSN (rows 2&3) with the smaller perturbation strength ($\lambda_p = 0.001$) are significantly larger than those with the stronger perturbation ($\lambda_p = 0.1$, rows 4&5) (the loss values are reported in Appendix C). This confirms that a better domain adaptation is achieved with a higher information content in DIRep.

On the contrary, the performance of MaxDIRep is largely unaffected by the perturbation regardless for its strength (rows 7-10 in Table 2). This is due to the fact that the DDRep minimization in MaxDIRep represents a much stronger constraint, which contains the weaker orthogonal constraint imposed by \mathcal{L}_{diff} as evidenced by the observation that $\mathcal{L}_{diff} = 0$ in the ablation experiments for MaxDIRep.

Table 2: Results of the ablation experiments. See text for detailed description.

Methods	No cheating	Shift cheating	Random cheating
1. Source only	20.0	11.7	13.8
2. DSN + $\lambda_p \mathcal{L}_{kl}^{DI}$ ($\lambda_p = 0.001$)	61.2	59.5	53.8
3. DSN* from 2	62.7	60.3	55.9
4. DSN + $\lambda_p \mathcal{L}_{kl}^{DI}$ ($\lambda_p = 0.1$)	18.3	12.7	12.1
5. DSN* from 4	32.6	29.7	14.0
6. DSN	66.8	63.6	57.1
7. MaxDIRep - $\lambda_p \mathcal{L}_{diff}$ ($\lambda_p = 0.001$)	66.8	66.8	60.1
8. MaxDIRep* from 7	66.9	66.8	60.2
9. MaxDIRep - $\lambda_p \mathcal{L}_{diff}$ ($\lambda_p = 0.1$)	63.6	63.6	60.1
10. MaxDIRep* from 9	65.5	65.5	60.3
11. MaxDIRep	66.9	66.8	61.6

4.3 Standard DA benchmarks

There are two types of standard benchmark datasets: type-1 dataset presents the same information in a different form, perhaps changing color or line width; type-2 dataset contains additional information in one domain, like the presence of the background of the object, which is absent in the other. It is clear that type-2 dataset is prone to cheating while type-1 dataset is not. We applied MaxDIRep in two representative benchmark datasets: the digits dataset (type-1) and the Office-31 dataset (type-2). We found that MaxDIRep has a good performance comparable with other DA algorithms for the type-1 dataset while it outperforms other methods for the type-2 dataset. We believe that outside of the setting of benchmarks there are many more type-2 datasets where MaxDIRep has a clear advantage.

4.3.1 Digits datasets

In this experiment, we use three domain adaptation pairs: 1) MNIST \rightarrow MNIST-M, 2) Synth Digits \rightarrow SVHN, and 3) SVHN \rightarrow MNIST. Example images from all four datasets are provided in Appendix E. The architecture and hyper-parameter settings are also provided in Appendix E due to a limit of space. Table 3 shows the results on the digits datasets. We cited the results from each study to make a fair comparison. We skipped the explicit DDRep because the full MaxDIRep model performs better. In summary, MaxDIRep outperforms all the other approaches we compared with for all three DA scenarios.

²We present the results from our replication of DSN using regular MSE loss, which match the values reported in the DSN paper. However, our attempts to replicate their results using scale-invariant MSE were unsuccessful. Other attempts [8] at replication were less successful than ours. Nonetheless, comparing results using the same reconstruction loss provides the most accurate and fair comparison.

Table 3: Mean classification accuracy (%) of different adversarial learning based DA approaches for the digits datasets. The results are cited from each study. * The results are replicated from DSN paper using the regular MSE for reconstruction loss.

Model	MNIST to MNIST-M	Synth Digits to SVHN	SVHN to MNIST
Source-only	56.6	86.7	59.2
DANN [9]	76.6	91.0	73.8
ADDA [26]	80.0	-	76.0
DSN ² [2]	80.4	89.0	79.5
MaxDIRep	82.0	91.2	85.8
Target-only	98.7	92.4	99.5

Table 4: Mean classification accuracy (%) of different adversarial learning based DA approaches for the Office dataset. A more comprehensive comparison to a number of recent results on Office can be found in Appendix F.

Model	$D \rightarrow A$	$W \rightarrow A$	$W \rightarrow D$	$A \rightarrow D$
Source-only	62.5	60.7	98.6	68.9
DANN [9]	68.2	67.4	99.2	79.7
ADDA [26]	69.5	68.9	99.6	77.8
DSN [2]	67.2	67.5	98.0	82.0
MaxDIRep	73.8	72.5	100.0	89.0

4.3.2 Office datasets

The most commonly used dataset for domain adaptation in the context of object classification is Office [22]. The Office dataset has 4110 images from 31 classes in three domains: amazon (2817 images), webcam (795 images) and dslr (498 images). The three most challenging domain shifts reported in previous works are dslr to amazon ($D \rightarrow A$), webcam to amazon ($W \rightarrow A$) and amazon to dslr ($A \rightarrow D$). In $D \rightarrow A$ and $W \rightarrow A$ are the cases with the least labelled information.

We follow the the previous work in Tzeng et al. [26], Chen et al. [4] which use a pretrained ResNet-50 on ImageNet [6] as a base. We present the results on Office in Table 4. We used the full MaxDIRep model due to its better performance. In all tasks we studied, MaxDIRep matches or outperforms all the approaches. Our approach shows the most significant performance improvements in scenarios such as $D \rightarrow A$ and $W \rightarrow A$, in which background information is present within the D and W domains, while being absent in the A domain.

5 Discussion and Future Work

What is the intuitive reason for the better performance of MaxDIRep in comparison with previous methods such as DSN, which shares the basic architecture? Neural networks are “lazy” as they tend to find the easiest solution [5]. Without the discriminator, the generator would be forced by the classifier to put the simplest information in DIRep to train the classifier for the source data, e.g., the snowy background in pictures of wolf or the “cheating” bit in our synthetic Fashion-MNIST dataset. Such a source-only classifier performs poorly in the target domain as expected. A discriminator was introduced in previous methods such as DSN to solve this problem. However, as shown in this paper, having a discriminator is not enough. Specifically, the generator can evade the discriminator by generating random (spurious) information in the DIRep for the target data that has the same distribution as the source data but no correlation with the target label. An extreme case corresponds to the scenario where the DIRep contains only the correct labels for source data and random labels for target data; and the DDRep contain the rest of the information needed for reconstruction. This extreme case scenario leads to a poor solution, which is not forbidden in the DSN algorithm due to its weak orthogonality constraint. On the contrary, our algorithm MaxDIRep with its new loss function to minimize the DDRep rules out such poor solutions, and it creates a maximal DIRep that is critical for good DA performance.

The general intuition described above is verified by using ablation experiments for a synthetic data set and making a geometrical analogy. Indeed, by creating a maximal DIRep that contains genuine domain-independent information, MaxDIRep performs better than previous methods across all the standard benchmark datasets we tested.

The hidden information effect is more likely to appear in complex datasets, e.g., we see more of its impact in CIFAR than in Fashion-MNIST. The hidden information effect is also likely to appear when there is a drift in data, making classification more difficult. It would be interesting to test our method in these more complex problems. Pseudo labelling is a very powerful technique that focuses on the use of pseudo-labels to provide noisy but sufficiently accurate labels for target data with which to progressively update the model [4, 32]. It would be interesting to adopt this technique in our model. Since the initial estimate of the target label based on MaxDIRep is better than other algorithms, it is reasonable to expect that the more accurate initiation of pseudo labelling, facilitated by our loss functions, should further improve the DA performance.

References

- [1] Pablo Arbelaez, Michael Maire, Charles Fowlkes, and Jitendra Malik. Contour detection and hierarchical image segmentation. *IEEE transactions on pattern analysis and machine intelligence*, 33(5):898–916, 2010.
- [2] Konstantinos Bousmalis, George Trigeorgis, Nathan Silberman, Dilip Krishnan, and Dumitru Erhan. Domain separation networks. *Advances in neural information processing systems*, 29, 2016.
- [3] Aaron Chadha and Yiannis Andreopoulos. Improved techniques for adversarial discriminative domain adaptation. *IEEE Transactions on Image Processing*, 29:2622–2637, 2019.
- [4] Minghao Chen, Shuai Zhao, Haifeng Liu, and Deng Cai. Adversarial-learned loss for domain adaptation. In *Proceedings of the AAAI conference on artificial intelligence*, volume 34, pages 3521–3528, 2020.
- [5] Lenaic Chizat, Edouard Oyallon, and Francis Bach. On lazy training in differentiable programming, 2020.
- [6] Jia Deng, Wei Dong, Richard Socher, Li-Jia Li, Kai Li, and Li Fei-Fei. Imagenet: A large-scale hierarchical image database. In *2009 IEEE conference on computer vision and pattern recognition*, pages 248–255. Ieee, 2009.
- [7] Wanxia Deng, Lingjun Zhao, Qing Liao, Deke Guo, Gangyao Kuang, Dewen Hu, Matti Pietikäinen, and Li Liu. Informative feature disentanglement for unsupervised domain adaptation. *IEEE Transactions on Multimedia*, 24:2407–2421, 2021.
- [8] fungtion. Dsn. <https://github.com/fungtion/DSN>, 2024. Accessed: 2024-05-21.
- [9] Yaroslav Ganin, Evgeniya Ustinova, Hana Ajakan, Pascal Germain, Hugo Larochelle, François Laviolette, Mario Marchand, and Victor Lempitsky. Domain-adversarial training of neural networks. *The journal of machine learning research*, 17(1):2096–2030, 2016.
- [10] Ian Goodfellow, Jean Pouget-Abadie, Mehdi Mirza, Bing Xu, David Warde-Farley, Sherjil Ozair, Aaron Courville, and Yoshua Bengio. Generative adversarial networks. *Communications of the ACM*, 63(11):139–144, 2020.
- [11] Kaiming He, Xiangyu Zhang, Shaoqing Ren, and Jian Sun. Deep residual learning for image recognition. In *Proceedings of the IEEE conference on computer vision and pattern recognition*, pages 770–778, 2016.
- [12] HyeonJoo Hwang, Geon-Hyeong Kim, Seunghoon Hong, and Kee-Eung Kim. Variational interaction information maximization for cross-domain disentanglement. *Advances in Neural Information Processing Systems*, 33:22479–22491, 2020.
- [13] Sergey Ioffe and Christian Szegedy. Batch normalization: Accelerating deep network training by reducing internal covariate shift. In *International conference on machine learning*, pages 448–456. PMLR, 2015.

- [14] Yann LeCun, Léon Bottou, Yoshua Bengio, and Patrick Haffner. Gradient-based learning applied to document recognition. *Proceedings of the IEEE*, 86(11):2278–2324, 1998.
- [15] Hong Liu, Mingsheng Long, Jianmin Wang, and Michael Jordan. Transferable adversarial training: A general approach to adapting deep classifiers. In *International Conference on Machine Learning*, pages 4013–4022. PMLR, 2019.
- [16] Xiaofeng Liu, Chaehwa Yoo, Fangxu Xing, Hyejin Oh, Georges El Fakhri, Je-Won Kang, Jonghye Woo, et al. Deep unsupervised domain adaptation: a review of recent advances and perspectives. *APSIPA Transactions on Signal and Information Processing*, 11(1), 2022.
- [17] Mingsheng Long, Zhangjie Cao, Jianmin Wang, and Michael I Jordan. Conditional adversarial domain adaptation. *Advances in neural information processing systems*, 31, 2018.
- [18] Yuval Netzer, Tao Wang, Adam Coates, Alessandro Bissacco, Bo Wu, and Andrew Y Ng. Reading digits in natural images with unsupervised feature learning. 2011.
- [19] Zhongyi Pei, Zhangjie Cao, Mingsheng Long, and Jianmin Wang. Multi-adversarial domain adaptation. In *Proceedings of the AAAI conference on artificial intelligence*, volume 32, 2018.
- [20] Xingchao Peng, Zijun Huang, Ximeng Sun, and Kate Saenko. Domain agnostic learning with disentangled representations. In *International Conference on Machine Learning*, pages 5102–5112. PMLR, 2019.
- [21] Pedro O Pinheiro. Unsupervised domain adaptation with similarity learning. In *Proceedings of the IEEE conference on computer vision and pattern recognition*, pages 8004–8013, 2018.
- [22] Kate Saenko, Brian Kulis, Mario Fritz, and Trevor Darrell. Adapting visual category models to new domains. In *Computer Vision–ECCV 2010: 11th European Conference on Computer Vision, Heraklion, Crete, Greece, September 5–11, 2010, Proceedings, Part IV 11*, pages 213–226. Springer, 2010.
- [23] Kuniaki Saito, Kohei Watanabe, Yoshitaka Ushiku, and Tatsuya Harada. Maximum classifier discrepancy for unsupervised domain adaptation. In *Proceedings of the IEEE conference on computer vision and pattern recognition*, pages 3723–3732, 2018.
- [24] Swami Sankaranarayanan, Yogesh Balaji, Carlos D Castillo, and Rama Chellappa. Generate to adapt: Aligning domains using generative adversarial networks. In *Proceedings of the IEEE conference on computer vision and pattern recognition*, pages 8503–8512, 2018.
- [25] Ankush Singla, Elisa Bertino, and Dinesh Verma. Preparing network intrusion detection deep learning models with minimal data using adversarial domain adaptation. In *Proceedings of the 15th ACM Asia Conference on Computer and Communications Security*, pages 127–140, 2020.
- [26] Eric Tzeng, Judy Hoffman, Kate Saenko, and Trevor Darrell. Adversarial discriminative domain adaptation. In *Proceedings of the IEEE conference on computer vision and pattern recognition*, pages 7167–7176, 2017.
- [27] Mei Wang and Weihong Deng. Deep visual domain adaptation: A survey. *Neurocomputing*, 312:135–153, 2018.
- [28] Ruijia Xu, Guanbin Li, Jihan Yang, and Liang Lin. Larger norm more transferable: An adaptive feature norm approach for unsupervised domain adaptation. In *Proceedings of the IEEE/CVF international conference on computer vision*, pages 1426–1435, 2019.
- [29] Lei Zhang and Xinbo Gao. Transfer adaptation learning: A decade survey. *IEEE Transactions on Neural Networks and Learning Systems*, 2022.
- [30] Youshan Zhang. A survey of unsupervised domain adaptation for visual recognition. *arXiv preprint arXiv:2112.06745*, 2021.
- [31] Fuzhen Zhuang, Zhiyuan Qi, Keyu Duan, Dongbo Xi, Yongchun Zhu, Hengshu Zhu, Hui Xiong, and Qing He. A comprehensive survey on transfer learning. *Proceedings of the IEEE*, 109(1), 2020.

- [32] Yang Zou, Zhiding Yu, BVK Kumar, and Jinsong Wang. Unsupervised domain adaptation for semantic segmentation via class-balanced self-training. In *Proceedings of the European conference on computer vision (ECCV)*, pages 289–305, 2018.

A More Details on Loss Functions

Our code is available at (<https://anonymous.4open.science/r/Maximal-Domain-Independent-Representations-Improve-Transfer-Learning-A422/README.md>).

We provide the details of all the loss functions mentioned in Section 3 of the main paper. Recall that the data is given by (x, l, d) where x is the input with x^s and x^t representing the source and target data, respectively. l is the label of the sample, and d is the domain identity.

In unsupervised domain adaptation, the classification loss applies only to the source domain and it is defined as follows:

$$\mathcal{L}_c = - \sum_{i=1}^{N_s} l_i^s \cdot \log \hat{l}_i^s \quad (3)$$

where N_s represents the number of samples from the source domain, l_i^s is the one-hot encoding of the label for the source input x_i^s and \hat{l}_i^s is the softmax output of $C(G(x_i^s))$.

The discriminator loss trains the discriminator to predict whether the DIRep is generated from the source or the target domain. N_t represents the number of samples from target domain and \hat{d}_i is the output of $D(G(x_i))$.

$$\mathcal{L}_d = - \sum_{i=1}^{N_s+N_t} \left\{ d_i \log \hat{d}_i + (1 - d_i) \log(1 - \hat{d}_i) \right\} \quad (4)$$

The generator loss is the GAN loss with inverted domain truth labels:

$$\mathcal{L}_g = - \sum_{i=1}^{N_s+N_t} \left\{ (1 - d_i) \log \hat{d}_i + d_i \log(1 - \hat{d}_i) \right\} \quad (5)$$

For the reconstruction loss, we use the standard mean squared error loss calculated from both domains:

$$\mathcal{L}_r = \sum_i^{N_s} \|x_i^s - \hat{x}_i^s\|_2^2 + \sum_i^{N_t} \|x_i^t - \hat{x}_i^t\|_2^2 \quad (6)$$

where $\hat{x}_i^s = F(G(x_i^s), E(x_i^s))$ and $\hat{x}_i^t = F(G(x_i^t), E(x_i^t))$

Finally, the KL-divergence loss measures the distance between the distribution of DDRep which comes from a Gaussian with mean $\mathbb{E}(DDRep)$ and variance $\mathbb{V}(DDRep)$ and the standard normal distribution.

$$\mathcal{L}_{kl} = D_{KL}(Pr(DDRep) \parallel \mathcal{N}(\theta, I)) = -\frac{1}{2}(1 + \log[\mathbb{V}(DDRep)] - \mathbb{V}(DDRep) - \mathbb{E}(DDRep)^2)$$

B Experiment Details for Fashion-MNIST

B.1 Network architecture

All the methods are trained using the Adam optimizer with the learning rate of $2e - 4$ for 10,000 iterations. We use batches of 128 samples from each domain for a total of 256 samples. When training with our model (MaxDIRep), the label prediction pipeline (generator and classifier) has eight fully connected layers (FC1, ..., FC7, FC_OUT). The number of neurons in FC1-4 is 100 for each layer. FC5 is a 100-unit layer that generates DIRep, followed by two 400-unit layers (FC6-7). FC_OUT is the output layer for label prediction. The discriminator and decoder each have four layers with 400 hidden units and followed by the domain prediction layer and reconstruction layer, respectively.

The encoder has two layers with 400 units, followed by 100-unit z_mean , 100-unit $z_variance$, and sampling layer. Each of the 400-unit layers uses a ReLU activation function.

All the other models have the same architecture as MaxDIRep when applicable. For the GAN-based approach and DANN, we turn off the decoder and corresponding losses. For the DSN, we keep the same network architecture for common networks and use \mathcal{L}_g for the similarity loss. Furthermore, we implement the shared and private encoders with same shape output vectors [2].

B.2 Hyperparameters

As suggested in previous work [9], the coefficient of the loss, which encourages domain invariant representation, should be initialized as 0 and changed to 1. We use the following schedule for the coefficient of \mathcal{L}_g in all the experiments where t is the training iteration:

$$\lambda = \frac{2}{1 + \exp(-t)} - 1 \tag{7}$$

The increasing coefficient allows the discriminator to be less sensitive to noisy signals at the early stages of the training procedure. For other hyperparameters, we used $\beta = 1, \gamma = \mu = 1$ (the hyperparameters were not tuned using validation samples).

We closely follow the setup of weights of the loss functions used in the DSN paper [2] and DANN paper [9]. To boost the performance of DSN, we set the coefficient of \mathcal{L}_{recon} to 0.15 and the coefficient of \mathcal{L}_{diff} to 0.05, tuned parameter values determined by Bousmalis et al. [2] using a validation set of target labels.

B.3 Results and analysis.

Table 5 summarizes the mean classification accuracy of different approaches for three cheating scenarios. In the no cheating scenario, we use the original Fashion-MNIST as source and flip the Fashion-MNIST for the target. We report the z-score of the comparison of the mean classification accuracy of our method with the mean classification accuracy of other methods over five independent runs (see Table 6). The higher the z-score, the more statistical confidence we should have that our method outperforms the other methods. A z-score of 2.33 corresponds to 99% confidence that our method is superior, assuming that the accuracy over different runs will follow a Gaussian distribution.

Table 5: Mean classification accuracy (%) of different adversarial learning based DA approaches for the constructed Fashion-MNIST datasets.

Model	No cheating	Shift cheating	Random cheating
Source-only	20.0	11.7	13.8
GAN-based [25]	64.7	58.2	54.8
DANN [9]	63.7	58.0	53.6
DSN [2]	66.8	63.6	57.1
MaxDIRep	66.9	66.8	61.6
Target-only	88.1	99.8	87.9

Table 6: Z-test score value comparing MaxDIRep to other models for constructed Fashion-MNIST. $z > 2.3$ means the probability of MaxDIRep being no better is ≤ 0.01 .

Model	No cheating	Shift cheating	Random cheating
GAN-based [25]	1.55	3.28	3.68
DANN [9]	2.26	4.17	4.33
DSN [2]	0.16	2.60	3.18

In the no cheating scenario, MaxDIRep outperforms GAN-based and DANN and matches the result of DSN. The performance of GAN-based and DANN results in a 5% accuracy drop for the shift cheating and 10% drop for the random cheating. This validates our concern: the source cheating bits

can be picked up in the DIRep as they represent an easy solution for the classifier that is trained only with source samples. If that is the case, then the cheating generator would perform poorly for the target domain, which has different cheating bits. Our method has only 0.1% and 5% accuracy drop respectively. As a reconstruction-based method, DSN performs better in the presence of cheating bits. In the shift and random cheating, our approach significantly outperforms DSN with a z-score of 2.60 and 3.18 respectively, which shows the correctness of our intuition that penalizing the size of DDRep can result in transferring as much information as possible to the DIRep. In the explicit DDRep algorithm, the DDRep is minimal as it only contains the domain label. Given a richer DIRep, our method improves DA performance on the target data.

C Loss Values in the Mutual Ablation Study

We provide the details of the loss values in the mutual ablation experiment in Section 4.2. Table 7 shows the effect of KL loss for DIRep $\lambda_p \mathcal{L}_{kl}^{DI}$ to DSN’s loss functions. Table 8 shows the effect of the inverse difference loss $-\lambda_p \mathcal{L}_{diff}$ to MaxDIRep’s loss functions. We made the following observations:

- From both tables, we do not observe any significant increase in other loss values compared to the regular DSN (line 6 in Table 7) and MaxDIRep (line 11 in Table 8).
- When we reduce the DIRep during DSN training, \mathcal{L}_{diff} is always 0, which implies that DDRep and DIRep maintain orthogonality.
- \mathcal{L}_{diff} loss is always zero in Table 8. This implies the orthogonality between DIRep and DDRep in MaxDIRep.
- In lines 2 and 3, the KL losses on DIRep are significantly larger than what we see in lines 4 and 5. If we look at Table 2 in the main text, 2 and 3 also achieve much better domain adaptation, which shows that a DIRep with more information improves DA performance.

Table 7: Effect of KL loss for DIRep $\lambda_p \mathcal{L}_{kl}^{DI}$ to DSN’s loss functions. The loss values reported here are the average of the data from both the source and the target.

Methods	No cheating			Shift cheating			Random cheating		
	\mathcal{L}_{kl}^{DI}	\mathcal{L}_{recon}	\mathcal{L}_{diff}	\mathcal{L}_{kl}^{DI}	\mathcal{L}_{recon}	\mathcal{L}_{diff}	\mathcal{L}_{kl}^{DI}	\mathcal{L}_{recon}	\mathcal{L}_{diff}
2. DSN + $\lambda_p \mathcal{L}_{kl}^{DI}$ ($\lambda_p = 0.001$)	29.7	0.04	0	19.7	0.04	0	25.8	0.05	0
3. DSN* from 2	41.5	0.04	0	48.6	0.04	0	30.6	0.05	0
4. DSN + $\lambda_p \mathcal{L}_{kl}^{DI}$ ($\lambda_p = 0.1$)	1.725	0.05	0	1.65	0.05	0	2.04	0.06	0
5. DSN* from 4	16	0.05	0	14.3	0.04	0	11.9	0.06	0
6. DSN	N/A	0.04	0	N/A	0.04	0	N/A	0.05	0

Table 8: Effect of the inverse difference loss $-\lambda_p \mathcal{L}_{diff}$ to MaxDIRep’s loss functions. The loss values reported here are the average of the data from both the source and the target.

Methods	No cheating			Shift cheating			Random cheating		
	\mathcal{L}_{kl}	\mathcal{L}_{recon}	\mathcal{L}_{diff}	\mathcal{L}_{kl}	\mathcal{L}_{recon}	\mathcal{L}_{diff}	\mathcal{L}_{kl}	\mathcal{L}_{recon}	\mathcal{L}_{diff}
7. MaxDIRep $-\lambda_p \mathcal{L}_{diff}$ ($\lambda_p = 0.001$)	0	0.07	0	0	0.07	0	0	0.07	0
8. MaxDIRep* from 7	0	0.07	0	0	0.07	0	0	0.07	0
9. MaxDIRep $-\lambda_p \mathcal{L}_{diff}$ ($\lambda_p = 0.1$)	0	0.07	0	0	0.07	0	0	0.07	0
10. MaxDIRep* from 9	0	0.07	0	0	0.07	0	0	0.07	0
11. MaxDIRep	0	0.07	N/A	0	0.07	N/A	0	0.07	N/A

D Experiment Details for CIFAR-10

The source set with cheating color planes is constructed as follows. First, we encode labels in CIFAR-10 with values between 0 and 9. Then for each CIFAR-10 image, if its label is odd, we keep only the B channel with prob p , and randomly keep the B or the R channel for the rest. Similarly, if the label is even, with prob p , the image has only the R color channel, and either the R or B channel is kept for the rest. For example, when $p = 1$, all images with odd labels have only the B channel and

Table 9: Averaged classification accuracy (%) of different adversarial learning based DA approaches for constructed CIFAR-10 dataset with a spectrum of bias.

Model	0% bias	20% bias	40% bias	60% bias	80% bias	90% bias	100% bias
Source-only	10.0	10.0	10.0	10.0	10.0	10.0	10.0
GAN-based [25]	63.0	62.5	61.4	56.9	53.2	44.5	30.1
DANN [9]	62.7	62.0	61.0	56.5	52.2	42.9	29.1
DSN [2]	68.7	67.9	67.3	67.5	64.5	61.7	32.2
MaxDIRep	70.4	69.8	69.8	69.7	68.2	64.1	34.2
Target-only	78.9	78.9	78.9	78.9	78.9	78.9	78.9

Table 10: z-test score value comparing MaxDIRep to other models for constructed CIFAR-10. $z > 2.3$ means the probability of MaxDIRep being no better than the other models is ≤ 0.01 .

Model	0% bias	20% bias	40% bias	60% bias	80% bias	90% bias	100% bias
GAN-based [25]	5.23	3.20	5.93	12.8	11.31	7.20	4.58
DANN [9]	5.44	3.42	6.22	13.2	12.02	7.79	5.70
DSN [2]	2.68	3.00	3.95	3.47	7.43	3.78	2.23

D.2 Results and analysis

We report the mean accuracy of different DA methods and our approach on the target test set in Table 9. The z-scores of comparing our method with other methods are shown in Table 10.

For all the DA tasks with varying biases, we observe that our approach outperforms the other approaches in terms of accuracy in the target set. This improvement is most pronounced when the source set has 60% and 80% bias levels, which means that over half of the source data has a spurious correlation between their color planes and labels. The poor performance of the GAN-based and DANN approaches is another example where the generator in these approaches learns a DIRep that depends on the spurious correlation. This false representation leads to an issue similar to over-fitting where the model performs well on the source data, but does not generalize well on the target data in which the same correlation does not exist. In the DSN approach, the shared representation contains some domain-independent information other than the cheating clues which helps classification in the target domain.

D.3 Few-shot Domain Adaptation

As an additional experiment, we also evaluated the proposed algorithm for few-shot DA on the constructed CIFAR-10 datasets. The model is provided with a majority of unlabeled target data and a small amount of labeled target data. In our setting, we revealed 1, 5, 10, 20, 50 and 100 samples per class which we then used for contributing to the classification loss through the label prediction pipeline. We also provided the same number of labels for the GAN-based and DSN method. We skipped the DANN method since its performance is very similar to the GAN-based approach. More importantly, we ask the following question: *How much does each algorithm gain from a small labeled target training set for different biases?* The classification loss on the target ensures that the generator does not get away with learning a DIRep that contains only the cheating clue, which could bias the model during training and cause a high classification loss.

We select four most representative biases and show the results in Figure 5. For 40%, 60% and 80% biases, the classification accuracy does improve, but not significantly as the number of target labels increases. The performance order of MaxDIRep $>$ DSN $>$ GAN-based is preserved. When the bias is equal to 100%, the performance curves are quite different. All of them increase significantly with the number of target labels, while the order of performance is preserved. While all three algorithms benefit from a small number of target labeled samples, MaxDIRep improves the most, surpassing DNS and GAN-based results by 12% and 25% respectively with only a total of 50 target labels (note that it corresponds to 5 labels/class in Figure 5).

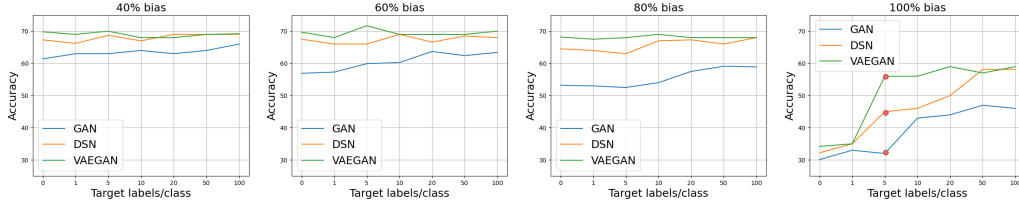


Figure 5: Mean classification accuracy on CIFAR-10 with few-shot setting for three different DA algorithms. Overall, a few target labels improve classification accuracy. The improvement is significant in 100% bias setting.



Figure 6: Example images from four domain adaptation benchmark datasets for three scenarios.

E SVHN, MNIST, MNIST-M and Synth Digits

We evaluate the empirical performance of MaxDIRep on four widely used domain adaptation benchmarks: MNIST [14], MNIST-M [9], Street View House Number [18] and synthetic digits [9]. We use three domain adaptation pairs: 1) MNIST \rightarrow MNIST-M, 2) Synth Digits \rightarrow SVHN, and 3) SVHN \rightarrow MNIST. Example images from all four datasets are provided in Figure 6. We implement our CNN topology based on the ones used in [2] and [9]. We used Adam with the learning rate of 0.0002 for 25,000 iterations. The batch size is 128 for each domain. We did not use validation samples to tune hyperparameters. To make fair comparisons, we follow the instructions in [2] and activate the \mathcal{L}_g after 20,000 steps of training. For other hyperparameters, we used $\beta = 1$, $\gamma = 1$, and $\mu = 1$.

MNIST to MNIST-M. We use the MNIST dataset as the source domain, and a variation of MNIST called MNIST-M as the target. MNIST-M was created by blending digits from the original MNIST set over patches randomly extracted from color photos from BSDS500 [1].

Synthetic Digits to SVHN. This scenario is widely used to demonstrate the effectiveness of the algorithm when training on synthetic data and testing on real data. We use synthetic digits as the source and Street-View House Number data set SVHN as the target.

SVHN to MNIST. In this experiment, we further increase the gap between the two domains. The digit shapes in SVHN are quite distinct from those handwritten digits in MNIST. Furthermore, SVHN contains significant image noise, such as multiple digits in one image and blurry background.

F Office dataset

Our method was evaluated on the Office dataset, which comprises three distinct domains: Amazon, DSLR, and Webcam. We opted to utilize the ResNet-50 architecture pretrained on the ImageNet dataset as the generator, following a common approach in recent domain adaptation studies [26, 4]. This choice allowed us to leverage the knowledge gained from ImageNet’s large-scale dataset and apply it to our specific domain adaptation task. We used Adam with the learning rate of 0.0002. The batch size is 16 for each domain. We did not use validation samples to tune hyperparameters. We used $\lambda = 0.1$, $\beta = 1$, $\gamma = 0.05$, and $\mu = 1$.

We present the full comparison to a number of recent results on Office in Table 11. MaxDIRep is competitive on this adaptation task, matching the performance of Long et al. [17] in $A \rightarrow D$ and $W \rightarrow D$, and outperforming all the approaches in all other tasks. However, it’s worth noting that Long et al. [17] utilizes a conditional discriminator conditioned on the cross covariance of

domain-specific feature representations and classifier predictions, which has the potential to further enhance our results. We will leave exploring this possibility for future work.

Table 11: Mean classification accuracy (%) of different DA approaches on the Office dataset.

Model	$D \rightarrow A$	$W \rightarrow A$	$W \rightarrow D$	$A \rightarrow D$
Source-only	62.5	60.7	98.6	68.9
DANN [9]	68.2	67.4	99.2	79.7
ADDA [26]	69.5	68.9	99.6	77.8
CDAN [17]	70.1	68.0	100.0	89.8
GTA [24]	72.8	71.4	99.9	87.7
SimNet [21]	73.4	71.8	99.7	85.3
AFN [28]	69.8	69.7	99.8	87.7
Chadha et al. [3]	62.2	-	-	80.9
IFDAN-1 [7]	69.2	69.4	99.8	80.1
DSN [2]	67.2	67.5	98.0	82.0
MaxDIRep	73.8	72.5	100.0	89.0

G The Geometrical Interpretation of MaxDIRep versus DSN

To gain intuition for the difference between DSN and MaxDIRep, we looked at a 3-D geometrical interpretation of representation decomposition as shown in Figure 2 in the main text. Here, we show that all points on the blue circle satisfy the orthogonal condition, i.e., $DI_D \perp DD_D^{S,T}$.

The source and target data are represented by two vectors $S = \overrightarrow{OS}$, $T = \overrightarrow{OT}$ where O is the origin as shown in Figure 7. We assume the source and target vectors have equal amplitude $|\overrightarrow{OS}| = |\overrightarrow{OT}|$. Let us define the plane that passes through the triangle $O - S - T$ as plane- \mathcal{A} (the gray plane in Figure 7). The mid-point between S and T is denoted as V . Let us draw another plane (the blue plane- \mathcal{B}) that passes through the line OV and is perpendicular to the plane- \mathcal{A} . The blue circle is on the blue plane- \mathcal{B} with a diameter given by OV . Denote an arbitrary point on the blue circle as D with the angle $\angle DVO = \theta$. Let us define the plane that passes through the triangle $D - S - T$ as plane- \mathcal{C} (not shown in Figure 7).

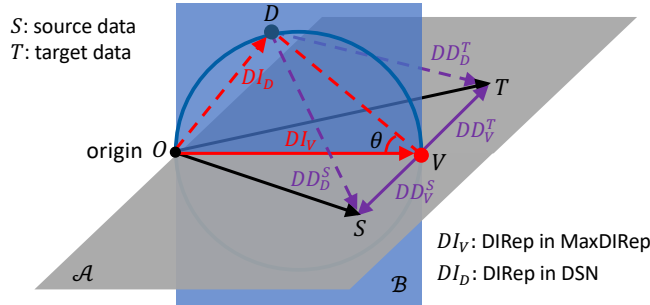


Figure 7: Schematic comparison between DSN and MaxDIRep.

Since the blue plane- \mathcal{B} is the middle plane separating S and T , we have $ST \perp OV$ and $ST \perp DV$ (note that XY represents the line between the two points X and Y). Therefore, the line ST is perpendicular to the whole plane- \mathcal{B} : $ST \perp \mathcal{B}$, which means that ST is perpendicular to any line on plane- \mathcal{B} . Since the line DV is on the plane- \mathcal{B} , we have $OD \perp ST$. Since OV is a diameter of the blue circle, we have $OD \perp DV$. Since DV and ST span the plane- \mathcal{C} , we have OD is perpendicular to the whole plane- \mathcal{C} : $OD \perp \mathcal{C}$, which means that OD is perpendicular (orthogonal) to any line on plane- \mathcal{C} including DS and DT . Therefore, we have proved: $OD \perp DS$, $OD \perp DT$.

Note that with the notation given here we can express the DIRep and DDRRep for MaxDIRep (V) and DSN (D) as:

$$\begin{aligned}
 DI_V &= \overrightarrow{OV}, & DD_V^S &= \overrightarrow{VS}, & DD_V^T &= \overrightarrow{VT}. \\
 DI_D &= \overrightarrow{OD}, & DD_D^S &= \overrightarrow{DS}, & DD_D^T &= \overrightarrow{DT}.
 \end{aligned}$$

Since we have proved that $OD \perp DS$, $OD \perp DT$ for any point D on the blue circle, this means that any point on the blue circle satisfies the orthogonality constraint $DI_D \perp DD_D^{S,T}$.

In MaxDIRep, the size of DDIRep's, i.e.,

$$\|S - DI\| + \|T - DI\| = (\|\overrightarrow{VS}\|^2 + \|\overrightarrow{DV}\|^2)^{1/2} + (\|\overrightarrow{VT}\|^2 + \|\overrightarrow{DV}\|^2)^{1/2}$$

is minimized leading to a unique solution DI_V shown as the red dot (point V) in Figure 7, which satisfies the orthogonality constraint ($DI_V \perp DD_V^{S,T}$) as it is on the blue circle. More importantly, the MaxDIRep solution is unique as it maximizes the DIRep ($\|DI_V\| \geq \|DI_D\|$). This can be seen easily as follows. Given the angle $\angle DVO = \theta$, we have $\|DI_D\| = \|DI_V\| \sin \theta \leq \|DI_V\|$.