

# Diffuse Ultra-High-Energy Gamma-Ray Emission From TeV Halos

Ariane Dekker<sup>2,\*</sup>, Ian Holst<sup>1,2,†</sup>, Dan Hooper<sup>1,2,3,‡</sup>, Giovanni Leone<sup>2,4,5,§</sup>, Emily Simon<sup>1,¶</sup> and Huangyu Xiao<sup>3,\*\*</sup>

<sup>1</sup>University of Chicago, Department of Astronomy and Astrophysics, Chicago, Illinois 60637, USA

<sup>2</sup>University of Chicago, Kavli Institute for Cosmological Physics, Chicago, Illinois 60637, USA

<sup>3</sup>Fermi National Accelerator Laboratory, Theoretical Astrophysics Group, Batavia, Illinois 60510, USA

<sup>4</sup>University of Chicago, Department of Physics, Chicago, Illinois 60637, USA and

<sup>5</sup>University of Chicago, Enrico Fermi Institute, Chicago, Illinois 60637, USA

(Dated: June 2, 2023)

The LHAASO Collaboration has recently reported a measurement of the diffuse gamma-ray emission from the Galactic Plane at energies between 10 TeV and 1 PeV. While this emission is brighter than that expected from cosmic-ray interactions in the interstellar medium alone, we show that the intensity, spectrum, and morphology of this excess are in good agreement with that predicted from the “TeV halos” which surround the Milky Way’s pulsar population. These results support the conclusion that TeV halos dominate the ultra-high-energy sky, and that these objects convert  $\sim 5\%$  of their total spindown power into very-high and ultra-high-energy photons.

## INTRODUCTION

The Large High Altitude Air Shower Observatory (LHAASO) Collaboration has recently reported their measurement of the diffuse gamma-ray emission from the Galactic Plane at energies between 10 TeV and 1 PeV [1]. Interestingly, the flux measured by LHAASO’s square kilometer array (LHAASO-KM2A) exceeds that predicted from the interactions of cosmic rays in the interstellar medium (ISM) by a factor of  $\sim 2-3$ . Although this result could be the consequence of spatial variations in the distribution of cosmic rays [2, 3] or in the dust-to-gas ratio [4], it is more likely an indication that the diffuse ultra-high-energy gamma-ray flux receives significant contributions from unresolved sources. In particular, we will argue in this *Letter* that “TeV halos” contribute significantly to this flux and are responsible for much of the Milky Way’s diffuse ultra-high-energy gamma-ray emission.

In 2017, the HAWC Collaboration reported the observation of very-high-energy gamma-ray emission from the regions surrounding the Geminga and Monogem pulsars [5] (see also Ref. [6, 7]). The intensity and spectrum of this emission imply that these sources convert a significant fraction (on the order of 10%) of their total spindown power into very high-energy electron-positron pairs, which go on to produce gamma rays through inverse Compton scattering. Furthermore, the spatial extent of these TeV halos (at a level of  $\sim 2^\circ$ , corresponding to  $\sim 20$  pc), indicates that cosmic rays propagate much less efficiently in the vicinity of these pulsars than they do elsewhere in the ISM [8–12].

Since the discovery of Geminga and Monogem’s extended multi-TeV emission, it has become clear that most, and perhaps all, middle-aged ( $t \sim 10^5 - 10^6$  yr) pulsars are surrounded by a TeV halo [13–15].<sup>1</sup> In particular, a large fraction of the sources detected by HAWC [6, 7, 19, 20] and LHAASO [18] (and many detected by HESS [21, 22]) are spatially coincident with a pulsar. Moreover, there exists a strong correlation between a pulsar’s spindown power and its observed ultra-high-energy gamma-ray luminosity.

In this *Letter*, we argue that the excess of ultra-high-energy diffuse gamma-ray emission observed from the Galactic Plane is likely generated by a large population of unresolved TeV halos. We employ a Monte Carlo simulation to model the Milky Way’s pulsar population and predict the ultra-high-energy gamma-ray emission from the associated TeV halos. We compare this to the measurements reported by the LHAASO Collaboration, finding that the spectrum, morphology, and overall intensity of this signal are in good agreement with that expected from TeV halos.

## MODELING THE MILKY WAY’S TEV HALO POPULATION

To study the possibility that the diffuse ultra-high-energy gamma-ray emission from the Galactic Plane receives a significant contribution from TeV halos, we have developed a Monte Carlo simulation to model the characteristics of this source population. In our calculations, we take the gamma-ray luminosity of a given TeV halo to be proportional to its spindown power,  $L_\gamma = \eta \dot{E}_{\text{rot}}$ , where  $\eta$  is the gamma-ray efficiency. The spindown power of a pulsar can be expressed as follows:

<sup>1</sup> There is also evidence for TeV halos associated with millisecond pulsars [16–18].

\* ahdekker@uchicago.edu, <http://orcid.org/0000-0002-3831-9442>

† holst@uchicago.edu, <https://orcid.org/0000-0003-4256-3680>

‡ dhooper@fnal.gov, <http://orcid.org/0000-0001-8837-4127>

§ grleone@uchicago.edu, <http://orcid.org/0000-0001-7328-7397>

¶ ersimon@uchicago.edu, <http://orcid.org/0000-0002-9386-630X>

\*\* huangyu@fnal.gov, <http://orcid.org/0000-0003-2485-5700>

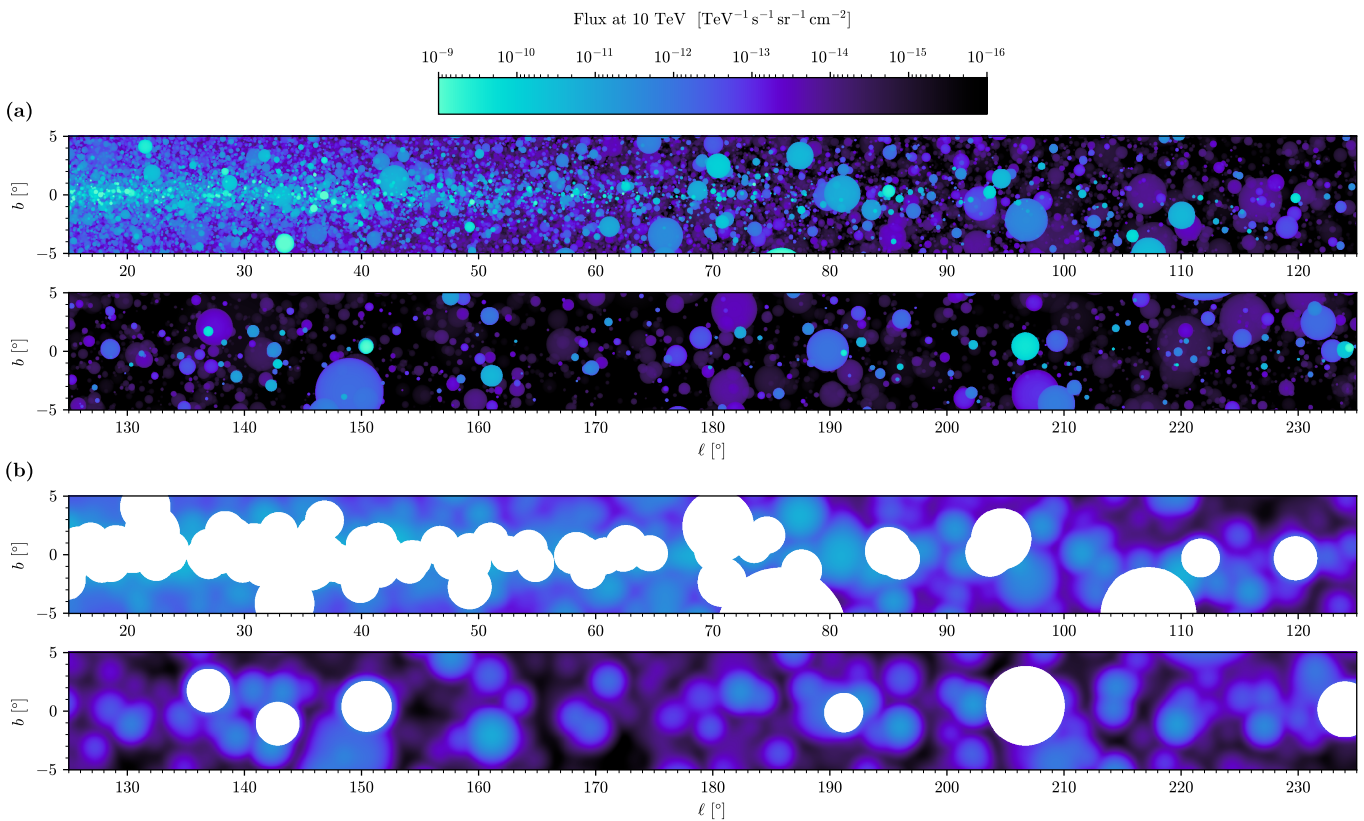


FIG. 1. A realization of our Monte Carlo simulation of the ultra-high-energy gamma-ray emission from TeV halos, before (top) and after (bottom) convolving the map with LHAASO-KM2A’s point spread function and applying a mask around the brightest sources.

$$\begin{aligned} \dot{E}_{\text{rot}} &= -\frac{4\pi^2 I \dot{P}}{P^3} \\ &= -\frac{4\pi^2 I}{P_0^2 (n-1)\tau} \left(\frac{t}{\tau} + 1\right)^{-(n+1)/(n-1)}, \end{aligned} \quad (1)$$

where  $I$  is the neutron star’s moment of inertia,  $P$  is its period,  $P_0$  is its period at birth, and  $\tau = 3c^3 I P_0^2 / 4\pi^2 B^2 r^6$  is its spindown timescale, where  $B$  and  $r$  are the neutron star’s magnetic field and radius. The quantity  $n$  is the pulsar’s braking index, defined as  $\dot{P} \propto P^{-n+2}$ . Note that  $n = 3$  corresponds to the case in which pulsars lose energy through magnetic dipole braking.

In our Monte Carlo simulation, we select a random age for each pulsar (between  $t = 2 \times 10^4$  and  $10^8$  yr) and use this to determine the pulsar’s spindown power, adopting parameters of  $n = 3$  and  $\tau = 10^4$  yr, and normalizing this relationship such that  $\dot{E}_{\text{rot}} \approx -1.1 \times 10^{34}$  erg/s  $\times (t/10^6 \text{ yr})^{-2}$  (corresponding to the default parameters adopted in Ref. [23]). We take the Milky Way’s pulsar birth rate to be 0.7 per century. For the location of each pulsar, we draw from the following spatial distribution [24]:

$$n_{\text{pulsar}} \propto R^{2.35} e^{-R/1530 \text{ pc}} e^{-|z|/z_s}, \quad (2)$$

where  $R$  and  $z$  describe the location of a given pulsar in

cylindrical coordinates, and the Solar System is located at  $R = 8.12$  kpc [25] and  $z = 0.021$  kpc [26] (we take this distribution to be symmetric with respect to the angular coordinate). For the vertical scale height, we adopt  $z_s = 70 \text{ pc} + 180 \text{ pc} \times (t/10^6 \text{ yr})$ , up to a maximum value of  $z_s = 1$  kpc. The  $z_s = 70 \text{ pc}$  term in this expression accounts for the distribution of the progenitors [27], while the age-dependent term reflects the broadening that results from natal kicks [28].

From our simulated pulsar population, we calculate a sky map of the resulting gamma-ray emission as a function of energy. We adopt a power-law spectrum  $dN_\gamma/dE_\gamma \propto E_\gamma^{-\alpha}$  for each source, with an index  $\alpha = 3.1$  between energies of  $E_{\text{min}} = 1$  TeV and  $E_{\text{max}} = 1$  PeV, consistent with the highest-energy observations of TeV halos [20]. In generating our simulated sky map, we take each TeV halo to have a radius,  $R_{\text{halo}} = 20$  pc, and to produce emission uniformly within the corresponding sphere. The photon flux per solid angle for each halo is given by

$$I(E_\gamma, \theta) = \frac{3(\alpha - 2)\eta \dot{E}_{\text{rot}}}{8\pi^2} \frac{E_\gamma^{-\alpha}}{E_{\text{min}}^{-\alpha+2}} \frac{\sqrt{R_{\text{halo}}^2 - (\theta d)^2}}{R_{\text{halo}}^3}, \quad (3)$$

within an angle  $\theta < R_{\text{halo}}/d$  of the pulsar’s location, where  $d$  is the distance to the pulsar.

Gamma rays can be attenuated via pair production in scattering with Galactic photon fields. To calculate the optical depth of the Milky Way, we model the radiation fields of the ISM as a sum of blackbodies associated with the cosmic microwave background ( $\rho_{\text{CMB}} = 0.260 \text{ eV/cm}^3$ ,  $T_{\text{CMB}} = 2.7 \text{ K}$ ), starlight ( $\rho_{\text{star}} = 0.60 \text{ eV/cm}^3$ ,  $T_{\text{star}} = 5000 \text{ K}$ ), and infrared emission ( $\rho_{\text{IR}} = 0.60 \text{ eV/cm}^3$ ,  $T_{\text{IR}} = 20 \text{ K}$ ). Although gamma-ray attenuation is negligible at energies below  $\sim 100 \text{ TeV}$ , we find that pair production reduces the total flux predicted from TeV halos by  $\sim 30 - 40\%$  at  $E_\gamma = 1 \text{ PeV}$ .

We convolve our sky map with a  $\sigma_{\text{PSF}} = 0.6^\circ$  Gaussian to account for LHAASO-KM2A's point spread function, and apply a mask to the brightest of our simulated sources, based on the characteristics of the mask adopted by the LHAASO Collaboration [1]. More specifically, we mask all sources whose average flux per solid angle at 10 TeV exceeds  $1.45 \times 10^{-11} \text{ TeV}^{-1} \text{ cm}^{-2} \text{ s}^{-1} \text{ sr}^{-1}$ , removing circular regions around each such source out to a radius of  $2.5 \times (\sigma_{\text{halo}}^2 + \sigma_{\text{PSF}}^2)^{1/2}$ , where  $\sigma_{\text{halo}}$  is the angular radius of the TeV halo.

## RESULTS

In Fig. 1, we show one realization of our simulated sky map, over the same regions of the Galactic Plane considered by the LHAASO Collaboration [1], and evaluated at an energy of  $E_\gamma = 10 \text{ TeV}$ . To normalize our results, we have adopted an efficiency of  $\eta = 0.052$ , defined as the gamma-ray luminosity (integrated above 1 TeV) divided by the total spindown power. Note that the value of  $\eta$  is degenerate with  $E_{\text{min}}$  and with some of the pulsar spindown parameters. The masking threshold also affects the normalization of the results and thus is also degenerate with  $\eta$ .

In Fig. 2, we show the spectrum of the simulated emission from TeV halos averaged over the unmasked portions of the inner ( $15^\circ < l < 125^\circ$ ,  $-5^\circ < b < 5^\circ$ ) and outer ( $125^\circ < l < 235^\circ$ ,  $-5^\circ < b < 5^\circ$ ) Galaxy. The width of this band reflects the variations obtained over 10 different realizations of our Monte Carlo. This result is compared to the spectrum reported by the LHAASO Collaboration [1], and to that predicted from cosmic-ray interactions with gas in the ISM (assuming a uniform cosmic-ray spectrum and gas column densities as inferred from the PLANCK dust opacity map [29] with a constant dust-to-gas ratio). Notably, the spectrum measured by LHAASO-KM2A exceeds that predicted from cosmic-ray interactions by a factor of  $\sim 3$  in the inner Galaxy region, and by a factor of  $\sim 2$  in the outer Galaxy region (at least at energies below  $\sim 60 \text{ TeV}$ ). The upper band in each frame represents the sum of the contributions from TeV halos and cosmic ray interactions, which is in good agreement with the spectrum reported by the LHAASO Collaboration.

In Fig. 3, we show the longitude and latitude profiles of

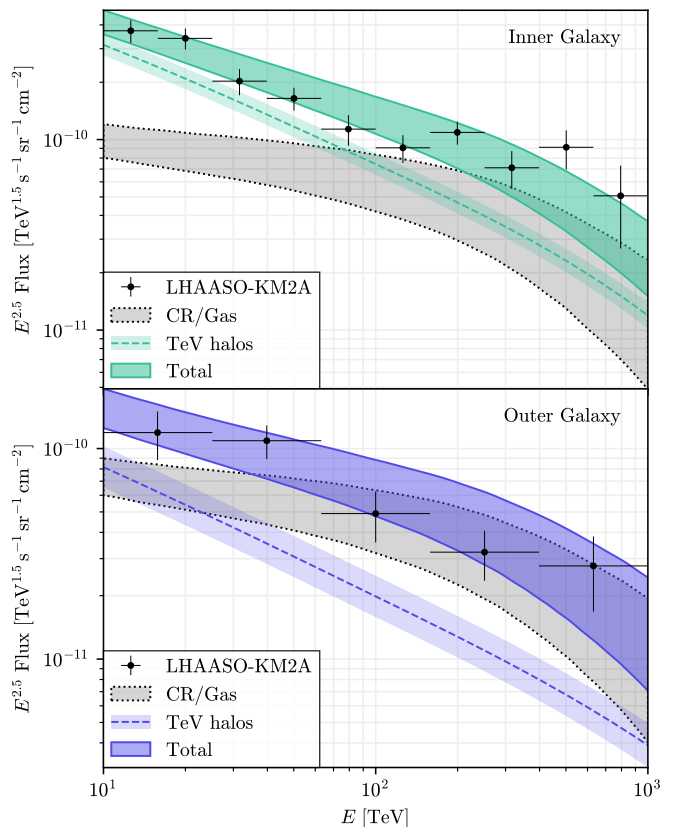


FIG. 2. The spectrum of the diffuse ultra-high-energy gamma-ray emission averaged over the unmasked portions of the inner ( $15^\circ < l < 125^\circ$ ,  $-5^\circ < b < 5^\circ$ ) and outer ( $125^\circ < l < 235^\circ$ ,  $-5^\circ < b < 5^\circ$ ) Galaxy. The spectrum reported by the LHAASO Collaboration [1] is compared to that predicted from cosmic-ray interactions with gas in the interstellar medium, from TeV halos, and from the sum of these contributions. The combined emission from TeV halos and cosmic-ray interactions is in good agreement with the observed spectrum.

the diffuse emission measured by LHAASO-KM2A, once again comparing this to that predicted from cosmic-ray interactions with gas and from TeV halos. In generating these TeV halo bands, we have convolved the profiles with a  $0.5^\circ$  or  $5^\circ$  Gaussian, reflecting the bin width of the LHAASO data points [1]. Note that, unlike in Ref. [1], we have *not* allowed the magnitude of the cosmic-ray component to float in producing these figures. The curves are instead normalized to the same values that were used in Fig. 2.

## DISCUSSION AND SUMMARY

The TeV halos that surround our Galaxy's pulsar population are expected to produce a significant fraction of our galaxy's very-high and ultra-high-energy gamma-ray emission. In this context, it was argued by Linden and Buckman [30] that the diffuse TeV-scale emission

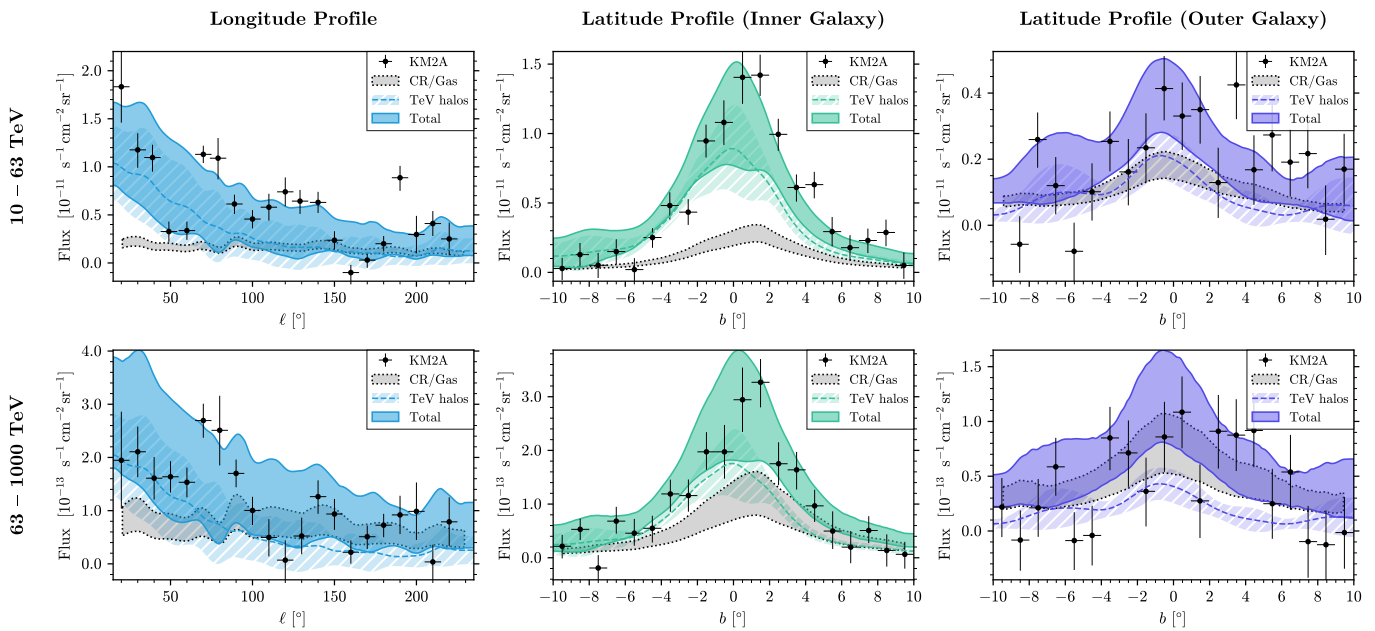


FIG. 3. Longitude and latitude profiles of the diffuse ultra-high-energy gamma-ray emission measured by the LHAASO Collaboration [1], compared to the predictions from cosmic-ray interactions with gas, from TeV halos, and from the sum of these contributions. In the left, center, and right frames, the flux has been integrated over  $-5^\circ < b < 5^\circ$ ,  $15^\circ < l < 125^\circ$ , and  $125^\circ < l < 235^\circ$ , respectively. The top (bottom) frames show the fluxes as integrated between 10 – 63 TeV (60 – 1000 TeV). The combined emission from TeV halos and cosmic-ray interactions is in good agreement with the observed spectrum.

observed from the Galactic Plane by Milagro [31] could be attributed to TeV halos. Here, we have considered the diffuse gamma-ray emission from the Galactic Plane at energies between 10 TeV and 1 PeV, as reported by the LHAASO Collaboration [1]. While this emission cannot be easily accounted for with cosmic-ray interactions alone, we have shown that the characteristics of this signal are in good agreement with those expected from TeV halos.

The intensity of the diffuse flux measured by LHAASO-KM2A indicates that approximately  $\sim 5\%$  of the total spindown power of TeV halos goes into the production of very-high and ultra-high-energy gamma-ray emission. This efficiency is consistent with previous observations of individual TeV halos [8, 13–15], and with that required for TeV halos to generate the observed cosmic-ray positron excess [8, 23, 32–35].

The results presented in this *Letter* support the conclusion that TeV halos dominate the Milky Way’s ultra-high-energy gamma-ray emission. Furthermore, much of this emission originates from individual TeV halos that are not far below the detection thresholds of existing gamma-ray telescopes. This strongly suggests that future very-high and ultra-high-energy gamma-ray telescopes will be capable of detecting large numbers of currently unresolved TeV halos [13, 14].

AD is supported by the Kavli Institute for Cosmological physics at the University of Chicago through an endowment from the Kavli Foundation and its founder Fred

Kavli. IH is supported by a generous contribution from Philip Rice. DH and HX are supported by the Fermi Research Alliance, LLC under Contract No. DE-AC02-07CH11359 with the U.S. Department of Energy, Office of Science, Office of High Energy Physics. ES is supported by the U.S. National Science Foundation Graduate Research Fellowship Program, grant number 2140001.

- 
- [1] **LHAASO** Collaboration, Z. Cao *et al.*, “Measurement of ultra-high-energy diffuse gamma-ray emission of the Galactic plane from 10 TeV to 1 PeV with LHAASO-KM2A,” [arXiv:2305.05372 \[astro-ph.HE\]](#).
  - [2] Y.-Q. Guo and Q. Yuan, “Understanding the spectral hardenings and radial distribution of Galactic cosmic rays and Fermi diffuse  $\gamma$  rays with spatially-dependent propagation,” *Phys. Rev. D* **97** no. 6, (2018) 063008, [arXiv:1801.05904 \[astro-ph.HE\]](#).
  - [3] P. Lipari and S. Vernetto, “Diffuse Galactic gamma ray flux at very high energy,” *Phys. Rev. D* **98** no. 4, (2018) 043003, [arXiv:1804.10116 \[astro-ph.HE\]](#).
  - [4] A. Giannetti, S. Leurini, C. König, J. S. Urquhart, T. Pillai, J. Brand, J. Kauffmann, F. Wyrowski, and K. M. Menten, “Galactocentric variation of the gas-to-dust ratio and its relation with metallicity,” *Astronomy & Astrophysics* **606** (Oct, 2017) L12.
  - [5] **HAWC** Collaboration, A. U. Abeysekara *et al.*, “Extended gamma-ray sources around pulsars constrain the origin of the positron flux at Earth,” *Science* **358** no. 6365, (2017) 911–914, [arXiv:1711.06223](#)



- [astro-ph.HE].
- [6] **HAWC** Collaboration, A. Albert *et al.*, “3HWC: The Third HAWC Catalog of Very-High-Energy Gamma-ray Sources,” *Astrophys. J.* **905** no. 1, (2020) 76, [arXiv:2007.08582](#) [astro-ph.HE].
- [7] A. U. Abeysekara *et al.*, “The 2HWC HAWC Observatory Gamma Ray Catalog,” *Astrophys. J.* **843** no. 1, (2017) 40, [arXiv:1702.02992](#) [astro-ph.HE].
- [8] D. Hooper, I. Cholis, T. Linden, and K. Fang, “HAWC Observations Strongly Favor Pulsar Interpretations of the Cosmic-Ray Positron Excess,” *Phys. Rev. D* **96** no. 10, (2017) 103013, [arXiv:1702.08436](#) [astro-ph.HE].
- [9] D. Hooper and T. Linden, “Measuring the Local Diffusion Coefficient with H.E.S.S. Observations of Very High-Energy Electrons,” *Phys. Rev. D* **98** no. 8, (2018) 083009, [arXiv:1711.07482](#) [astro-ph.HE].
- [10] G. Johannesson, T. A. Porter, and I. V. Moskalenko, “Cosmic-Ray Propagation in Light of the Recent Observation of Geminga,” *Astrophys. J.* **879** no. 2, (2019) 91, [arXiv:1903.05509](#) [astro-ph.HE].
- [11] M. Di Mauro, S. Manconi, and F. Donato, “Evidences of low-diffusion bubbles around Galactic pulsars,” *Phys. Rev. D* **101** no. 10, (2020) 103035, [arXiv:1908.03216](#) [astro-ph.HE].
- [12] R.-Y. Liu, H. Yan, and H. Zhang, “Understanding the Multiwavelength Observation of Geminga’s TeV Halo: The Role of Anisotropic Diffusion of Particles,” *Phys. Rev. Lett.* **123** no. 22, (2019) 221103, [arXiv:1904.11536](#) [astro-ph.HE].
- [13] T. Linden, K. Auchettl, J. Bramante, I. Cholis, K. Fang, D. Hooper, T. Karwal, and S. W. Li, “Using HAWC to discover invisible pulsars,” *Phys. Rev. D* **96** no. 10, (2017) 103016, [arXiv:1703.09704](#) [astro-ph.HE].
- [14] T. Sudoh, T. Linden, and J. F. Beacom, “TeV Halos are Everywhere: Prospects for New Discoveries,” *Phys. Rev. D* **100** no. 4, (2019) 043016, [arXiv:1902.08203](#) [astro-ph.HE].
- [15] T. Sudoh, T. Linden, and D. Hooper, “The Highest Energy HAWC Sources are Likely Leptonic and Powered by Pulsars,” *JCAP* **08** (2021) 010, [arXiv:2101.11026](#) [astro-ph.HE].
- [16] D. Hooper and T. Linden, “Evidence of TeV halos around millisecond pulsars,” *Phys. Rev. D* **105** no. 10, (2022) 103013, [arXiv:2104.00014](#) [astro-ph.HE].
- [17] D. Hooper and T. Linden, “Millisecond Pulsars, TeV Halos, and Implications For The Galactic Center Gamma-Ray Excess,” *Phys. Rev. D* **98** no. 4, (2018) 043005, [arXiv:1803.08046](#) [astro-ph.HE].
- [18] **LHAASO** Collaboration, Z. Cao *et al.*, “The First LHAASO Catalog of Gamma-Ray Sources,” [arXiv:2305.17030](#) [astro-ph.HE].
- [19] **HAWC** Collaboration, A. Albert *et al.*, “Evidence that Ultra-high-energy Gamma Rays Are a Universal Feature near Powerful Pulsars,” *Astrophys. J. Lett.* **911** no. 2, (2021) L27, [arXiv:2101.07895](#) [astro-ph.HE].
- [20] **HAWC** Collaboration, A. U. Abeysekara *et al.*, “Multiple Galactic Sources with Emission Above 56 TeV Detected by HAWC,” *Phys. Rev. Lett.* **124** no. 2, (2020) 021102, [arXiv:1909.08609](#) [astro-ph.HE].
- [21] **HESS** Collaboration, H. Abdalla *et al.*, “The H.E.S.S. Galactic plane survey,” *Astron. Astrophys.* **612** (2018) A1, [arXiv:1804.02432](#) [astro-ph.HE].
- [22] **HESS** Collaboration, H. Abdalla *et al.*, “The population of TeV pulsar wind nebulae in the H.E.S.S. Galactic Plane Survey,” *Astron. Astrophys.* **612** (2018) A2, [arXiv:1702.08280](#) [astro-ph.HE].
- [23] O. M. Bitter and D. Hooper, “Constraining the local pulsar population with the cosmic-ray positron fraction,” *JCAP* **10** (2022) 081, [arXiv:2205.05200](#) [astro-ph.HE].
- [24] D. R. Lorimer, “The galactic population and birth rate of radio pulsars,” *IAU Symp.* **218** (2004) 105, [arXiv:astro-ph/0308501](#).
- [25] **GRAVITY** Collaboration, R. Abuter *et al.*, “Detection of the gravitational redshift in the orbit of the star S2 near the Galactic centre massive black hole,” *Astron. Astrophys.* **615** (2018) L15, [arXiv:1807.09409](#) [astro-ph.GA].
- [26] M. Bennett and J. Bovy, “Vertical waves in the solar neighbourhood in *Gaia* dr2,” *Monthly Notices of the Royal Astronomical Society* **482** no. 1, (Oct, 2018) 1417–1425.
- [27] T. G. Mdzinarishvili and G. I. Melikidze, “On the z-distribution of pulsars,” *Astron. Astrophys.* **425** (Oct., 2004) 1009–1012.
- [28] B. M. S. Hansen and E. S. Phinney, “The Pulsar kick velocity distribution,” *Mon. Not. Roy. Astron. Soc.* **291** (1997) 569, [arXiv:astro-ph/9708071](#).
- [29] **Planck** Collaboration, N. Aghanim *et al.*, “Planck intermediate results. XLVIII. Disentangling Galactic dust emission and cosmic infrared background anisotropies,” *Astron. Astrophys.* **596** (2016) A109, [arXiv:1605.09387](#) [astro-ph.CO].
- [30] T. Linden and B. J. Buckman, “Pulsar TeV Halos Explain the Diffuse TeV Excess Observed by Milagro,” *Phys. Rev. Lett.* **120** no. 12, (2018) 121101, [arXiv:1707.01905](#) [astro-ph.HE].
- [31] **Milagro** Collaboration, R. Atkins *et al.*, “Evidence for TeV gamma-ray emission from the galactic plane,” *Phys. Rev. Lett.* **95** (2005) 251103, [arXiv:astro-ph/0502303](#).
- [32] K. Fang, X.-J. Bi, P.-F. Yin, and Q. Yuan, “Two-zone diffusion of electrons and positrons from Geminga explains the positron anomaly,” *Astrophys. J.* **863** no. 1, (2018) 30, [arXiv:1803.02640](#) [astro-ph.HE].
- [33] S. Profumo, J. Reynoso-Cordova, N. Kaaz, and M. Silverman, “Lessons from HAWC pulsar wind nebulae observations: The diffusion constant is not a constant; pulsars remain the likeliest sources of the anomalous positron fraction; cosmic rays are trapped for long periods of time in pockets of inefficient diffusion,” *Phys. Rev. D* **97** no. 12, (2018) 123008, [arXiv:1803.09731](#) [astro-ph.HE].
- [34] X. Tang and T. Piran, “Positron flux and  $\gamma$ -ray emission from Geminga pulsar and pulsar wind nebula,” *Mon. Not. Roy. Astron. Soc.* **484** no. 3, (2019) 3491–3501, [arXiv:1808.02445](#) [astro-ph.HE].
- [35] S. Manconi, M. Di Mauro, and F. Donato, “Contribution of pulsars to cosmic-ray positrons in light of recent observation of inverse-Compton halos,” *Phys. Rev. D* **102** no. 2, (2020) 023015, [arXiv:2001.09985](#) [astro-ph.HE].