

Superconductivity from Orbital-Selective Electron-Phonon Coupling in AV_3Sb_5

Ethan Ritz,^{1,*} Henrik S. Røising,^{2,*} Morten H. Christensen,²
Turan Birol,¹ Brian M. Andersen,² and Rafael M. Fernandes³

¹*Department of Chemical Engineering and Materials Science, University of Minnesota, MN 55455, USA*

²*Niels Bohr Institute, University of Copenhagen, DK-2200 Copenhagen, Denmark*

³*School of Physics and Astronomy, University of Minnesota, Minneapolis, MN 55455, USA*

(Dated: May 1, 2023)

Recent experiments have shown that the phase diagrams of the kagome superconductors AV_3Sb_5 are strongly impacted by changes in the c -axis lattice parameter. Here, we show that c -axis deformations impact primarily the Sb apical bonds and thus the overlap between their p_z orbitals. Changes in the latter, in turn, substantially affect low-energy electronic states with significant Sb character, most notably the central electron pocket and the van Hove singularities located above the Fermi level. Based on the orbital-selective character of c -axis strain, we argue that these electronic states experience a non-negligible attractive electron-phonon pairing interaction mediated by fluctuations in the apical Sb bonds. We thus propose a multi-band model for superconductivity in AV_3Sb_5 that includes both the Sb pocket and the V-derived van Hove singularities. Upon comparing the theoretical phase diagram with the experimentally observed vanishing of the T_c dome across a Lifshitz transition of the Sb pocket, we propose that either an s^{+-} or an s^{++} state is realized in AV_3Sb_5 .

The discovery of superconductivity (SC) in the family of kagome metals AV_3Sb_5 (A : K, Rb, Cs) has sparked significant interest, since the interference between different electronic hopping paths in the kagome lattice endows the electronic structure with flat bands, van Hove singularities (vHs), and Dirac points. These features have the potential to promote collective electronic behaviors characteristic of materials with strong electronic correlations or non-trivial band topology [1–4]. Indeed, upon a cursory examination, the phase diagrams of AV_3Sb_5 resemble those of Cu- and Fe-based superconductors, in that SC appears in close proximity to another electronic order, in this case a charge-density wave (CDW) phase, which has been intensely scrutinized both theoretically [5–11] and experimentally [12–16]. While the three-dimensional nature of the CDW wave-vector is well established [17–20], there remains considerable debate whether it also breaks time-reversal and rotational symmetries [21–28].

Studies of the SC properties of AV_3Sb_5 have lagged the investigations of the CDW phase, partly because the latter onsets at much higher temperatures ($T_{CDW} \sim 100$ K) than the former ($T_c \sim 1$ K). There have been reports of both nodeless [29–35] and nodal [15, 36, 37] gap structures, as well as conflicting accounts of whether the electron-phonon coupling can explain the SC instability [38–41]. Proposals have been put forward in favor of both conventional and unconventional pairing, most of which focus on the electronic states derived from the V d -orbitals [5, 8, 42–47], which give rise to saddle points in the band structure near the M point. However, recent experimental studies of the doping-temperature and pressure-temperature phase diagrams of CsV_3Sb_5 have shown that the end of the SC dome in either case coincides with the disappearance of an electron pocket at the

Γ point derived from the Sb p -orbitals, highlighting their relevance for the onset of pairing [48, 49].

In this paper, we combine density functional theory (DFT) calculations and low-energy modeling to show that the Sb degrees of freedom play an essential role for the superconductivity of AV_3Sb_5 . Our starting point is the empirical observation made in Ref. 50 that the phase diagrams of CsV_3Sb_5 under pressure and under uniaxial in-plane stress fall essentially on top of each other when T_{CDW} and T_c are expressed as a function of the c -axis expansion/contraction. Moreover, thermal expansion measurements report a c -axis response much more pronounced than the a -axis response at both T_c and T_{CDW} [51]. These results are strong indication that the c -axis lattice parameter is a key control parameter for both types of electronic order. From DFT, we find that the states primarily affected by changes in the c -axis are those that have a significant contribution from the apical Sb orbitals: the vHs above the Fermi level at the M point and the electron band centered at the Γ point, whose bottom shifts by hundreds of meV for strain values of a few percent. In contrast, the energies of the vHs below the Fermi level remain nearly unchanged. Such an “orbital-selective” modification of the electronic spectrum provides a mechanism by which the c -axis lattice parameter can impact the CDW and SC transitions, as empirically seen in Ref. 50. Based on these results, we construct a low-energy model for the SC state of AV_3Sb_5 consisting of a central Sb-dominated electron pocket and a large V-dominated Fermi surface associated with the vHs. By studying the evolution of T_c as the Sb band raises above the Fermi level, we find that only s^{++} and s^{+-} states are compatible with the observation of a vanishing T_c as the Sb pocket undergoes a Lifshitz transition, in agreement with experiments [48, 49].

We start by employing DFT to elucidate the impact of c -axis distortions on the band structure of AV_3Sb_5 , focusing on $A = Cs$ for concreteness. For details, see

* These authors contributed equally to this work.

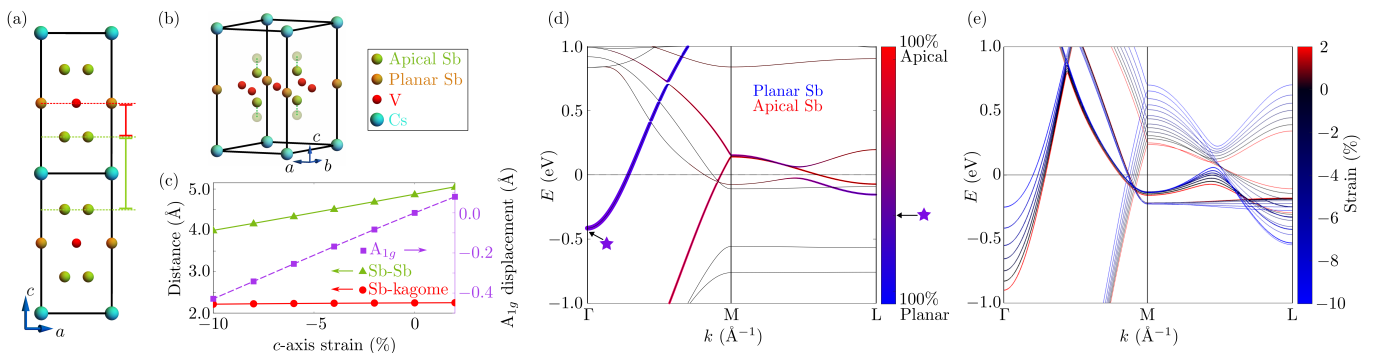


FIG. 1. (a)-(b) Schematic illustrations of two neighboring AV_3Sb_5 unit cells and of the displacement pattern of the apical Sb promoted by the A_{1g} phonon mode, respectively. We choose a sign convention such that the displacement of apical Sb towards the Kagome plane corresponds to positive A_{1g} . (c) Changes in the distances between the Sb apical atom and its nearest-neighbor (green triangles) and the V atoms (red circles) as a function of c -axis strain for CsV_3Sb_5 . The purple squares give the atomic displacements from the equilibrium structure corresponding to a frozen excitation of the optical A_{1g} phonon mode. (d) Low-energy band structure of CsV_3Sb_5 . The thickness of the bands is proportional to the total projection onto the p_z orbitals of the Sb atoms, whereas their color is proportional to the projection onto the planar Sb (blue) and apical Sb (red). The Γ band has contributions from both Sb sites. (e) Modifications in the low-energy band structure as a function of c -axis strain. The momentum L is located above M in the hexagonal Brillouin zone; the other momenta are defined in Fig. 2(a).

the Supplementary Material (SM). Above T_{CDW} and at ambient pressure, CsV_3Sb_5 adopts the $P6/mmm$ (#191) space group, with Cs occupying the $1a$ Wyckoff site, V the $3g$ site, and Sb the $4h$ (apical) and $1b$ (planar) sites, as illustrated in Figs. 1(a)-(b). The V atoms form a kagome sublattice, whereas the planar (apical) Sb atoms, a hexagonal (honeycomb) sublattice. Besides the lattice parameters, the reduced z coordinate of the apical Sb atoms is the only free structural parameter. Interestingly, z increases significantly upon compression of the c -axis, in a way that approximately preserves the Sb-V bond distances between the apical Sb and the kagome layer, while shortening the Sb-Sb bond distances between apical Sb in adjacent unit cells, as shown Fig. 1(c).

To address whether this displacement pattern is capable of affecting the low-energy electronic states, we first calculate via DFT the atomically-resolved band structure near the Fermi energy in the undistorted phase [Fig. 1(d)]. In agreement with previous works [48, 49, 52], we find dominant spectral-weight contributions from both types of Sb atoms (planar and apical) to the Γ -point electron band, as well as a significant contribution from the apical Sb to the V-dominated saddle points located above the Fermi level at the M point. It is this hybridization between apical Sb orbitals and V orbitals that endow the corresponding vHs with a significant k_z dispersion, to the point that they even cross the Fermi level along the M-L line.

In Fig. 1(e), we show how the low-energy band structure is modified by both compressive (negative) and tensile (positive) c -axis strain (see also Ref. 53). We include large absolute values of strain to highlight the effect. Note that all internal lattice parameters are relaxed for a given c -axis distortion, while keeping the in-plane lattice parameter fixed. The bands that are most affected are those exhibiting a sizable contribution from the api-

cal Sb atoms, such as the vHs located above the Fermi level. Since the CDW is associated with the condensation of phonon modes at the M and L points [9, 17], this provides a possible mechanism by which c -axis strain can impact the CDW phase. Besides these saddle points, the bottom of the electron pocket at the Γ point moves substantially with c -axis changes, with shifts of 100 meV for strains of about 1% (see also Fig. S1 in the SM). In contrast, the energies of the M-point vHs located below the Fermi level barely change, reflecting their dominant V character. The large shifts of the bottom of the Γ -point electron band can be attributed to the out-of-phase overlap between the p_z orbitals of apical Sb atoms of neighboring unit cells. This overlap generates a bonding and an anti-bonding state, the latter of which gives rise to the Γ -point electron band. Upon compression of the c -axis, the orbital overlap increases and, consequently, the energy of the anti-bonding state increases, leading to the observed shift in the bottom of the electron band.

The electronic properties of AV_3Sb_5 should be impacted not only by static strain, but also by thermal fluctuations associated with the atomic displacement pattern promoted by the c -axis strain. These fluctuations are expected to be strongly coupled to the electronic states with significant Sb character. Because the displacement pattern associated with the Sb-Sb bonds does not break crystal symmetries, it cannot be decomposed in terms of a single phonon mode. Instead, there are two different phonon modes that modify the bond lengths along the c -axis without modifying other features in the crystal structure: a longitudinal acoustic phonon mode with out-of-plane dispersion and a Γ -point optical phonon mode that transforms as the A_{1g} irreducible representation of the point group. Note that the A_{1g} displacements, represented in Fig. 1(b), also involve changes in the Sb-V bond distances. As shown in Fig. 1(c), the strong c -axis strain

dependence of the displacement associated with this A_{1g} mode resembles that displayed by the Sb–Sb bond distance. This result confirms that the A_{1g} phonon mode leads to Sb–Sb bond fluctuations.

The coupling between the electronic states with significant Sb spectral weight and these phonon modes should lead to a non-negligible attractive pairing interaction. To assess its impact, we construct a low-energy model for the SC phase considering a simplified Fermi surface that consists of a small Sb electron-pocket at the Γ point and a large hexagonal-like Fermi surface originating from one of the V vHs [43, 47, 48, 52]. The V band is modeled in terms of a single orbital on the sites of the kagome lattice whereas the Sb band is parameterized as a nearly isotropic dispersion, $\xi_{\Gamma}(\mathbf{k}) = \tilde{t}f_{\Gamma}(\mathbf{k}) - \mu_{\Gamma}$; details are given in the SM. The parameter μ_{Γ} defines the energy of the bottom of the electron band, and is set to $\mu_{\Gamma 0} = -3.65\tilde{t}$ for the undistorted compound based on comparison with ARPES measurements [54]. Upon decreasing μ_{Γ} , which mimics the effect of hole doping, a Lifshitz transition occurs at $\mu_c \equiv -4\tilde{t}$, where the Γ -point Fermi pocket disappears. For simplicity, we thus define $\delta\mu \equiv (\mu_{\Gamma} - \mu_c)/\mu_c$.

To derive the SC gap equations, we generalize a patch approach commonly employed to describe systems with vHs near the Fermi level [55–60]. Because of the logarithmic enhancement of the density of states (DOS) at the M-point vHs, it is sufficient to consider only the pairing interactions involving states on the three Fermi surface patches centered at each of the three M points. Symmetry restricts these interactions to two different types: intra-patch g_{MM}/N_M and inter-patch $g_{M\bar{M}}/N_M$, where N_M is the DOS of the M-point patches. We approximate the small Γ pocket by a fourth patch subjected to an intra-patch pairing interaction $g_{\Gamma\Gamma}/N_{\Gamma}$ and an inter-patch interaction $g_{\Gamma M}/\sqrt{N_M N_{\Gamma}}$ with the M-point patches. Based on our results above, we assume an attractive interaction $g_{\Gamma\Gamma} < 0$ arising from the electron-phonon coupling involving the apical Sb degrees of freedom. Note that this parametrization of the pairing interaction in terms of the DOS of each patch is not valid close to the Lifshitz transition; we will return to this point later.

The resulting four-patch model is schematically shown in Fig. 2(a). Denoting $\vec{\Delta} \equiv (\Delta_{M_1}, \Delta_{M_2}, \Delta_{M_3}, \Delta_{\Gamma})^T$ for the gap functions on the four patches, the corresponding linearized gap equations can be written in matrix form as $\chi_{pp}\vec{\Delta} = \vec{\Delta}$, with

$$\chi_{pp} = -V_{\Lambda} \begin{bmatrix} g_{MM} & g_{M\bar{M}} & g_{M\bar{M}} & \eta g_{\Gamma M} \\ g_{M\bar{M}} & g_{MM} & g_{M\bar{M}} & \eta g_{\Gamma M} \\ g_{M\bar{M}} & g_{M\bar{M}} & g_{MM} & \eta g_{\Gamma M} \\ \eta^{-1} g_{\Gamma M} & \eta^{-1} g_{\Gamma M} & \eta^{-1} g_{\Gamma M} & g_{\Gamma\Gamma} \end{bmatrix}, \quad (1)$$

where $V_{\Lambda} \equiv \int_{-\Lambda}^{\Lambda} d\varepsilon \tanh(\beta\varepsilon/2)/(2\varepsilon) \approx \ln(2e^{\gamma}\beta\Lambda/\pi)$ is the particle-particle bubble and $\eta \equiv \sqrt{N_{\Gamma}/N_M}$ is the ratio between the DOS. Here, Λ is the cutoff for the pairing interaction, as shown in Fig. 2(b), and $\gamma \approx 0.577$ is Eu-

ler's constant. T_c is found by imposing that the largest eigenvalue of χ_{pp} is 1. The two leading eigenvalues are

$$\lambda_{E_{2g}} = (g_{M\bar{M}} - g_{MM}) \ln(2e^{\gamma}\beta\Lambda/\pi), \quad (2)$$

$$\lambda_{A_{1g}} = \frac{1}{2}(\tilde{g} - 2g_{M\bar{M}} - g_{MM} - g_{\Gamma\Gamma}) \ln(2e^{\gamma}\beta\Lambda/\pi), \quad (3)$$

where $\tilde{g} \equiv \sqrt{12g_{\Gamma M}^2 + (g_{\Gamma\Gamma} - 2g_{M\bar{M}} - g_{MM})^2}$. Analysis of the eigenvectors of $\lambda_{E_{2g}}$, which is doubly-degenerate, shows that they describe $d_{x^2-y^2}$ -wave and d_{xy} -wave SC states, which transform as the 2D irreducible representation E_{2g} of the point group D_{6h} (see SM). As discussed elsewhere [55], going beyond the linearized gap equation reveals that the linear combination $d_{x^2-y^2} \pm id_{xy}$ minimizes the free energy, leading to a time-reversal symmetry-breaking SC phase. The second eigenvalue $\lambda_{A_{1g}}$ corresponds to a pairing state that transforms as the trivial representation A_{1g} , corresponding to two isotropic gaps Δ_{Γ} and Δ_M . While the symmetry of this state is s -wave, there are two qualitatively different possible gap configurations depending on the signs of Δ_{Γ} and Δ_M : an s^{++} state, in the case of equal signs, or an s^{+-} state, in the case of opposite signs – similar to that realized in the Fe-based superconductors [61].

Only positive eigenvalues correspond to attractive pairing channels. For the E_{2g} channel ($d + id$), $\lambda_{E_{2g}} > 0$ requires a strong enough inter-M-patch repulsion to overcome the intra-M-patch repulsion, $g_{M\bar{M}} > g_{MM} > 0$, as found in renormalization group studies of the three-patch model [55]. As for the A_{1g} channel (s^{++} or s^{+-}), $\lambda_{A_{1g}} > 0$ requires either a strong inter-patch interaction $g_{\Gamma M}$, which can be repulsive or attractive, or a strong intra- Γ -patch attraction $g_{\Gamma\Gamma} < 0$. Note that the sign of $g_{\Gamma M}$ does not impact the eigenvalue $\lambda_{A_{1g}}$, but only whether the eigenvector corresponds to the s^{++} ($g_{\Gamma M} < 0$) or the s^{+-} ($g_{\Gamma M} > 0$) state (see SM).

Figure 2(c) shows the SC phase diagram in the $\{g_{M\bar{M}}, g_{\Gamma\Gamma}, |g_{\Gamma M}|\}$ parameter space. As anticipated, the $d + id$ state is only stabilized by a dominant repulsive interaction $g_{M\bar{M}} > 0$, whereas attractive interactions of any kind favor an s -wave state. An increase in the magnitude of the inter-patch interaction $g_{\Gamma M}$, be it attractive or repulsive, further expands the regime where the s -wave state is realized. While this plot is obtained for $g_{MM} = 0$, the main effect of a non-zero g_{MM} is in the case where it is repulsive, as it suppresses the regime in which SC is stabilized (see SM).

To elucidate which of these SC regimes are consistent with the experimental observation of a suppression of T_c across the Lifshitz transition [48, 49], we compute the evolution of T_c as μ_{Γ} approaches the critical value μ_c for which the electron-band bottom crosses the Fermi level (see inset of Fig. 2(d)). Near the Lifshitz transition, where $|\mu_{\Gamma} - \mu_c| \ll \Lambda$, the gap equations (1) have to be modified, as it is not justified to remove the DOS from the integrand of the particle-particle bubble [62, 63]. The modified χ_{pp} is shown in the SM. By numerically computing its eigenvalues, we obtain $T_c(\mu_{\Gamma})$ for the various regimes in Fig. 2(c). Because the $d + id$ state is

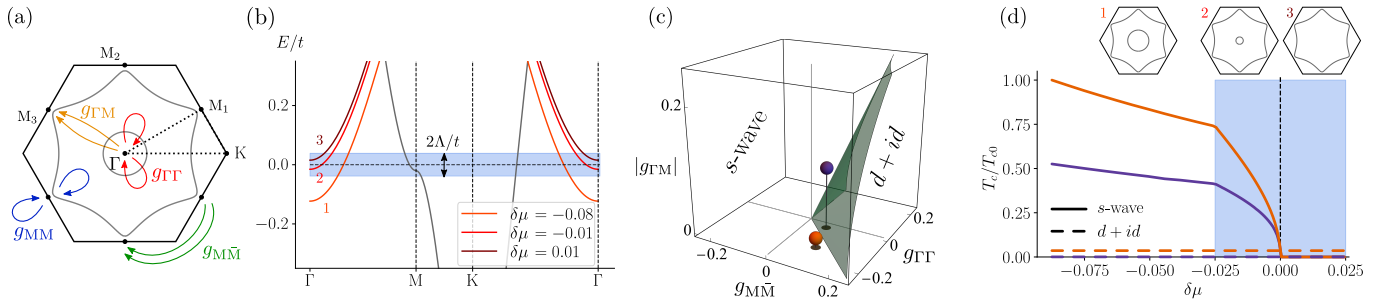


FIG. 2. (a) Pairing interactions of the four-patch model involving fermions at the M_i and Γ points. The Fermi surface is shown in gray. (b) Tight-binding dispersions, highlighting the Lifshitz transition of the Γ -point electron pocket as a function of the parameter $\delta\mu \equiv (\mu_\Gamma - \mu_c)/\mu_c$; Λ is the pairing interaction cutoff. (c) SC phase diagram of the four-patch model (away from the Lifshitz transition) as a function of the interactions shown in panel (a); s -wave corresponds to either s^{++} or s^{+-} states depending on the sign of $g_{\Gamma M}$. (d) T_c as a function of the parameter $\delta\mu$ that tunes the Γ -pocket across the Lifshitz transition at $\delta\mu = 0$, as shown in the insets. The interaction parameters, marked by the orange and purple symbols shown in (c), are $(g_{M\bar{M}}, g_{\Gamma M}, g_{\Gamma\Gamma}, g_{MM}) = (0.1, 0.015, -0.15, 0)$ for the orange lines and $(0.07, 0.1, -0.03, 0)$ for the purple lines. T_{c0} is the SC transition temperature for the first set of parameters (orange) at $\mu_{\Gamma 0} = -3.65\bar{t}$.

insensitive to the Γ pocket, its T_c does not change across the Lifshitz transition. Meanwhile, the behavior of T_c of the s -wave state depends on the nature of the dominant pairing interaction. If the s -wave state is driven by large attractive interactions involving the M patches only, $g_{M\bar{M}}, g_{MM} < 0$, T_c is not significantly changed at μ_c . On the other hand, for dominant intra- Γ -patch attraction $g_{\Gamma\Gamma} < 0$ or dominant inter-patch $g_{\Gamma M}$ of either sign, T_c is strongly suppressed across the Lifshitz transition. This is shown in Fig. 2(d) for the parameter values corresponding to the orange symbol (dominant $g_{\Gamma\Gamma}$) and the purple symbol (dominant $g_{\Gamma M}$) in Fig. 2(c). Additional $T_c(\mu_\Gamma)$ plots for other parameter values are shown in the SM.

A large attractive intra-pocket pairing interaction $g_{\Gamma\Gamma}$ could be mediated by the Sb-Sb bond fluctuations discussed above. On the other hand, CDW fluctuations with wave-vector M could boost $g_{\Gamma M}$, rendering it repulsive (attractive) if the CDW breaks (preserves) time-reversal symmetry. However, these CDW fluctuations should also enhance $g_{M\bar{M}}$, since the M patches are connected by the same wave-vector. Because the latter couples states with similar orbital compositions (V-V orbitals), whereas $g_{\Gamma M}$ couples states with different orbital compositions (Sb-V orbitals), the CDW boost of $g_{M\bar{M}}$ is expected to be larger, particularly if the CDW is enhanced by the vHs. Interestingly, the Sb-Sb bond fluctuations could switch this hierarchy if the relevant vHs is one of those located above the Fermi level. Indeed, as shown in Figs. 1(d)-(e), those vHs have a sizable Sb orbital weight, and as such should be impacted by the phonon modes associated with Sb-Sb bond displacements.

We now discuss the experimental implications of our results. All three states obtained in our model, $d + id$, s^{+-} , and s^{++} , are fully gapped, which makes it challenging to distinguish between them empirically. The suppression of T_c across the Sb electron-pocket Lifshitz transition shown in Fig. 2(d) is qualitatively consistent

with the experimental results of Refs. 48 and 49, suggesting that either an s^{+-} or an s^{++} state is realized, at least in the region of the phase diagram where the CDW is absent. These s -wave states are also compatible with the robustness of T_c against impurities reported in Ref. 32 for CsV_3Sb_5 and with the observed multi-gap structure of the SC state seen in the parent compounds, where SC coexists with CDW. If one of these gaps is small, it may reconcile reports favoring both a nodeless and a nodal pairing state [29–34, 37]. Alternatively, coexistence of an A_{1g} SC state with CDW may lead to nodes in the reconstructed Fermi surface [64]. As for unconventional SC, even if the $d + id$ state is subleading with respect to the s^{+-}/s^{++} channels, interesting mixed states can emerge when the ground states are close in energy. These include not only an $s + d + d$ state that has two-fold anisotropy, but also an $s + e^{i\theta}(d + id)$ state that breaks time-reversal symmetry, as discussed in Refs. 58 and 65.

In summary, we showed that changes in the c -axis lattice parameter of AV_3Sb_5 lead to significant changes in the electronic dispersion promoted by the apical Sb p_z orbitals. Not only the energies and the k_z -dispersion of the vHs located above the Fermi energy are modified, but also the bottom of the Γ -point electron band shifts strongly with c -axis strain. We proposed that fluctuations of the Sb-Sb bonds promote a non-negligible electron-phonon pairing interaction for states with sizable Sb orbital character, which includes both the central electron pocket as well as the saddle points located above the Fermi level. The resulting s^{+-} and s^{++} states are consistent with several experimental observations, including the full suppression of T_c across the Lifshitz transition involving the Sb pocket.

We thank N. Ni, Z. Wang, and S. Wilson for fruitful discussions. ETR and TB were supported by the NSF CAREER grant DMR-2046020. HSR was supported by research Grant No. 40509 from VILLUM FONDEN. MHC has received funding from the Euro-

pean Union's Horizon 2020 research and innovation programme under the Marie Skłodowska-Curie grant agree-

ment No. 101024210. RMF was supported by the Air Force Office of Scientific Research under Award No. FA9550-21-1-0423.

-
- [1] J.-X. Yin, S. S. Zhang, H. Li, K. Jiang, G. Chang, B. Zhang, B. Lian, C. Xiang, I. Belopolski, H. Zheng, T. A. Cochran, S.-Y. Xu, G. Bian, K. Liu, T.-R. Chang, H. Lin, Z.-Y. Lu, Z. Wang, S. Jia, W. Wang, and M. Z. Hasan, Giant and anisotropic many-body spin-orbit tunability in a strongly correlated kagome magnet, *Nature* **562**, 91 (2018).
- [2] N. J. Ghimire and I. I. Mazin, Topology and correlations on the kagome lattice, *Nature Materials* **19**, 137 (2020).
- [3] M. Kang, L. Ye, S. Fang, J.-S. You, A. Levitan, M. Han, J. I. Facio, C. Jozwiak, A. Bostwick, E. Rotenberg, M. K. Chan, R. D. McDonald, D. Graf, K. Kaznatcheev, E. Vescovo, D. C. Bell, E. Kaxiras, J. van den Brink, M. Richter, M. Prasad Ghimire, J. G. Checkelsky, and R. Comin, Dirac fermions and flat bands in the ideal kagome metal FeSn, *Nature Materials* **19**, 163 (2020).
- [4] I. F. Gilmudinov, R. Schönemann, D. Vignolles, C. Proust, I. R. Mukhamedshin, L. Balicas, and H. Aloul, Interplay between strong correlations and electronic topology in the underlying kagome lattice of $\text{Na}_{2/3}\text{CoO}_2$, *Phys. Rev. B* **104**, L201103 (2021).
- [5] T. Park, M. Ye, and L. Balents, Electronic instabilities of kagome metals: Saddle points and Landau theory, *Phys. Rev. B* **104**, 035142 (2021).
- [6] Y.-P. Lin and R. M. Nandkishore, Kagome superconductors from Pomeranchuk fluctuations in charge density wave metals, arXiv e-prints, arXiv:2107.09050 (2021), arXiv:2107.09050 [cond-mat.str-el].
- [7] M. M. Denner, R. Thomale, and T. Neupert, Analysis of Charge Order in the Kagome Metal AV_3Sb_5 ($A = \text{K}, \text{Rb}, \text{Cs}$), *Phys. Rev. Lett.* **127**, 217601 (2021).
- [8] R. Tazai, Y. Yamakawa, S. Onari, and H. Kontani, Mechanism of exotic density-wave and beyond-Migdal unconventional superconductivity in kagome metal AV_3Sb_5 ($A = \text{K}, \text{Rb}, \text{Cs}$), *Science Advances* **8**, eabl4108 (2022).
- [9] M. H. Christensen, T. Birol, B. M. Andersen, and R. M. Fernandes, Theory of the charge density wave in AV_3Sb_5 kagome metals, *Phys. Rev. B* **104**, 214513 (2021).
- [10] F. Ferrari, F. Becca, and R. Valentí, Charge density waves in kagome-lattice extended Hubbard models at the van Hove filling, *Phys. Rev. B* **106**, L081107 (2022).
- [11] M. H. Christensen, T. Birol, B. M. Andersen, and R. M. Fernandes, Loop currents in AV_3Sb_5 kagome metals: Multipolar and toroidal magnetic orders, *Phys. Rev. B* **106**, 144504 (2022).
- [12] B. R. Ortiz, L. C. Gomes, J. R. Morey, M. Winiarski, M. Bordelon, J. S. Mangum, I. W. H. Oswald, J. A. Rodriguez-Rivera, J. R. Neilson, S. D. Wilson, E. Ertekin, T. M. McQueen, and E. S. Toberer, New kagome prototype materials: discovery of KV_3Sb_5 , RbV_3Sb_5 , and CsV_3Sb_5 , *Phys. Rev. Materials* **3**, 094407 (2019).
- [13] E. M. Kenney, B. R. Ortiz, C. Wang, S. D. Wilson, and M. J. Graf, Absence of local moments in the kagome metal KV_3Sb_5 as determined by muon spin spectroscopy, *J. Phys.: Condens. Matter* **33**, 235801 (2021).
- [14] Y.-X. Jiang, J.-X. Yin, M. M. Denner, N. Shumiya, B. R. Ortiz, G. Xu, Z. Guguchia, J. He, M. S. Hossain, X. Liu, J. Ruff, L. Kautzsch, S. S. Zhang, G. Chang, I. Belopolski, Q. Zhang, T. A. Cochran, D. Multer, M. Litskevich, Z.-J. Cheng, X. P. Yang, Z. Wang, R. Thomale, T. Neupert, S. D. Wilson, and M. Z. Hasan, Unconventional chiral charge order in kagome superconductor KV_3Sb_5 , *Nat. Mater.* **20**, 1353 (2021).
- [15] H. Chen, H. Yang, B. Hu, Z. Zhao, J. Yuan, Y. Xing, G. Qian, Z. Huang, G. Li, Y. Ye, S. Ma, S. Ni, H. Zhang, Q. Yin, C. Gong, Z. Tu, H. Lei, H. Tan, S. Zhou, C. Shen, X. Dong, B. Yan, Z. Wang, and H.-J. Gao, Roton pair density wave in a strong-coupling kagome superconductor, *Nature* **599**, 222 (2021).
- [16] H. Zhao, H. Li, B. R. Ortiz, S. M. L. Teicher, T. Park, M. Ye, Z. Wang, L. Balents, S. D. Wilson, and I. Zeljkovic, Cascade of correlated electron states in the kagome superconductor CsV_3Sb_5 , *Nature* **599**, 216 (2021).
- [17] N. Ratcliff, L. Hallett, B. R. Ortiz, S. D. Wilson, and J. W. Harter, Coherent phonon spectroscopy and interlayer modulation of charge density wave order in the kagome metal CsV_3Sb_5 , *Phys. Rev. Materials* **5**, L111801 (2021).
- [18] Q. Stahl, D. Chen, T. Ritschel, C. Shekhar, E. Sadrollahi, M. C. Rahn, O. Ivashko, M. v. Zimmermann, C. Felser, and J. Geck, Temperature-driven reorganization of electronic order in CsV_3Sb_5 , *Phys. Rev. B* **105**, 195136 (2022).
- [19] S. Wu, B. R. Ortiz, H. Tan, S. D. Wilson, B. Yan, T. Birol, and G. Blumberg, Charge density wave order in the kagome metal AV_3Sb_5 ($A = \text{Cs}, \text{Rb}, \text{K}$), *Phys. Rev. B* **105**, 155106 (2022).
- [20] M. Kang, S. Fang, J. Yoo, B. R. Ortiz, Y. M. Oey, J. Choi, S. H. Ryu, J. Kim, C. Jozwiak, A. Bostwick, E. Rotenberg, E. Kaxiras, J. G. Checkelsky, S. D. Wilson, J.-H. Park, and R. Comin, Charge order landscape and competition with superconductivity in kagome metals, *Nat. Mater.* [10.1038/s41563-022-01375-2](https://doi.org/10.1038/s41563-022-01375-2) (2022).
- [21] S.-Y. Yang, Y. Wang, B. R. Ortiz, D. Liu, J. Gayles, E. Derunova, R. Gonzalez-Hernandez, L. Šmejkal, Y. Chen, S. S. P. Parkin, S. D. Wilson, E. S. Toberer, T. McQueen, and M. N. Ali, Giant, unconventional anomalous Hall effect in the metallic frustrated magnet candidate, KV_3Sb_5 , *Sci. Adv.* **6**, eabb6003 (2020).
- [22] Y. Xiang, Q. Li, Y. Li, W. Xie, H. Yang, Z. Wang, Y. Yao, and H.-H. Wen, Twofold symmetry of c-axis resistivity in topological kagome superconductor CsV_3Sb_5 with in-plane rotating magnetic field, *Nature Communications* **12**, 6727 (2021).
- [23] C. Mielke, D. Das, J.-X. Yin, H. Liu, R. Gupta, Y.-X. Jiang, M. Medarde, X. Wu, H. C. Lei, J. Chang, P. Dai, Q. Si, H. Miao, R. Thomale, T. Neupert, Y. Shi, R. Khasanov, M. Z. Hasan, H. Luetkens, and Z. Guguchia, Time-reversal symmetry-breaking charge order in a kagome superconductor, *Nature* **602**, 245

- (2022).
- [24] H. Li, H. Zhao, B. R. Ortiz, T. Park, M. Ye, L. Balents, Z. Wang, S. D. Wilson, and I. Zeljkovic, Rotation symmetry breaking in the normal state of a kagome superconductor KV_3Sb_5 , *Nat. Phys.* **18**, 265 (2022).
- [25] Y. Xu, Z. Ni, Y. Liu, B. R. Ortiz, Q. Deng, S. D. Wilson, B. Yan, L. Balents, and L. Wu, Three-state nematicity and magneto-optical Kerr effect in the charge density waves in kagome superconductors, *Nat. Phys.* **18**, 1470 (2022).
- [26] L. Nie, K. Sun, W. Ma, D. Song, L. Zheng, Z. Liang, P. Wu, F. Yu, J. Li, M. Shan, D. Zhao, S. Li, B. Kang, Z. Wu, Y. Zhou, K. Liu, Z. Xiang, J. Ying, Z. Wang, T. Wu, and X. Chen, Charge-density-wave-driven electronic nematicity in a kagome superconductor, *Nature* **604**, 59 (2022).
- [27] C. Guo, C. Putzke, S. Konyzheva, X. Huang, M. Gutierrez-Amigo, I. Errea, D. Chen, M. G. Vergniory, C. Felser, M. H. Fischer, T. Neupert, and P. J. W. Moll, Switchable chiral transport in charge-ordered kagome metal CsV_3Sb_5 , *Nature* **611**, 461 (2022).
- [28] D. R. Saykin, C. Farhang, E. D. Kountz, D. Chen, B. R. Ortiz, C. Shekhar, C. Felser, S. D. Wilson, R. Thomale, J. Xia, and A. Kapitulnik, High Resolution Polar Kerr Effect Studies of CsV_3Sb_5 : Tests for Time Reversal Symmetry Breaking Below the Charge Order Transition, arXiv:2209.10570 (2022), arXiv:2209.10570.
- [29] W. Duan, Z. Nie, S. Luo, F. Yu, B. R. Ortiz, L. Yin, H. Su, F. Du, A. Wang, Y. Chen, X. Lu, J. Ying, S. D. Wilson, X. Chen, Y. Song, and H. Yuan, Nodeless superconductivity in the kagome metal CsV_3Sb_5 , *Sci. China: Phys. Mech. Astron.* **64**, 107462 (2021).
- [30] R. Gupta, D. Das, C. H. Mielke III, Z. Guguchia, T. Shiroka, C. Baines, M. Bartkowiak, H. Luetkens, R. Khasanov, Q. Yin, Z. Tu, C. Gong, and H. Lei, Microscopic evidence for anisotropic multigap superconductivity in the CsV_3Sb_5 kagome superconductor, *npj Quantum Mater.* **7**, 49 (2022).
- [31] R. Gupta, D. Das, C. Mielke, E. T. Ritz, F. Hotz, Q. Yin, Z. Tu, C. Gong, H. Lei, T. Birol, R. M. Fernandes, Z. Guguchia, H. Luetkens, and R. Khasanov, Two types of charge order with distinct interplay with superconductivity in the kagome material CsV_3Sb_5 , *Commun. Phys.* **5**, 232 (2022).
- [32] M. Roppongi, K. Ishihara, Y. Tanaka, K. Ogawa, K. Okada, S. Liu, K. Mukasa, Y. Mizukami, Y. Uwatoko, R. Grasset, M. Konczykowski, B. R. Ortiz, S. D. Wilson, K. Hashimoto, and T. Shibauchi, Bulk evidence of anisotropic s-wave pairing with no sign change in the kagome superconductor CsV_3Sb_5 , *Nature Communications* **14**, 667 (2023).
- [33] C. Mu, Q. Yin, Z. Tu, C. Gong, H. Lei, Z. Li, and J. Luo, S-Wave Superconductivity in Kagome Metal CsV_3Sb_5 Revealed by $^{121/123}\text{Sb}$ NQR and ^{51}V NMR Measurements, *Chin. Phys. Lett.* **38**, 077402 (2021).
- [34] H.-S. Xu, Y.-J. Yan, R. Yin, W. Xia, S. Fang, Z. Chen, Y. Li, W. Yang, Y. Guo, and D.-L. Feng, Multiband Superconductivity with Sign-Preserving Order Parameter in Kagome Superconductor CsV_3Sb_5 , *Phys. Rev. Lett.* **127**, 187004 (2021).
- [35] W. Zhang, X. Liu, L. Wang, C. W. Tsang, Z. Wang, S. T. Lam, W. Wang, J. Xie, X. Zhou, Y. Zhao, S. Wang, J. Tallon, K. T. Lai, and S. K. Goh, Nodeless Superconductivity in Kagome Metal CsV_3Sb_5 with and without Time Reversal Symmetry Breaking, *Nano Letters* **23**, 872 (2023).
- [36] C. Zhao, L. Wang, W. Xia, Q. Yin, J. Ni, Y. Huang, C. Tu, Z. Tao, Z. Tu, C. Gong, *et al.*, Nodal superconductivity and superconducting domes in the topological Kagome metal CsV_3Sb_5 , arXiv:2102.08356 (2021).
- [37] Z. Guguchia, C. Mielke, D. Das, R. Gupta, J.-X. Yin, H. Liu, Q. Yin, M. H. Christensen, Z. Tu, C. Gong, N. Shumiya, M. S. Hossain, T. Gamsakhurdashvili, M. Elender, P. Dai, A. Amato, Y. Shi, H. C. Lei, R. M. Fernandes, M. Z. Hasan, H. Luetkens, and R. Khasanov, Tunable unconventional kagome superconductivity in charge ordered RbV_3Sb_5 and KV_3Sb_5 , *Nature Communications* **14**, 153 (2023).
- [38] H. Tan, Y. Liu, Z. Wang, and B. Yan, Charge Density Waves and Electronic Properties of Superconducting Kagome Metals, *Phys. Rev. Lett.* **127**, 046401 (2021).
- [39] J.-F. Zhang, K. Liu, and Z.-Y. Lu, First-principles study of the double-dome superconductivity in the kagome material CsV_3Sb_5 under pressure, *Phys. Rev. B* **104**, 195130 (2021).
- [40] Y. Zhong, S. Li, H. Liu, Y. Dong, Y. Arai, H. Li, Y. Shi, Z. Wang, S. Shin, H. N. Lee, H. Miao, T. Kondo, and K. Okazaki, Testing Electron-phonon Coupling for the Superconductivity in Kagome Metal CsV_3Sb_5 , arXiv e-prints, arXiv:2207.02407 (2022), arXiv:2207.02407 [cond-mat.supr-con].
- [41] C. Wang, J. Yu, Z. Zhang, and J.-H. Cho, Phonon-Mediated S-Wave Superconductivity in the Kagome Metal CsV_3Sb_5 under Pressure, arXiv e-prints, arXiv:2303.10080 (2023), arXiv:2303.10080 [cond-mat.supr-con].
- [42] Y.-P. Lin and R. M. Nandkishore, Multidome superconductivity in charge density wave kagome metals, *Phys. Rev. B* **106**, L060507 (2022).
- [43] X. Wu, T. Schwemmer, T. Müller, A. Consiglio, G. Sangiovanni, D. Di Sante, Y. Iqbal, W. Hanke, A. P. Schnyder, M. M. Denner, M. H. Fischer, T. Neupert, and R. Thomale, Nature of Unconventional Pairing in the Kagome Superconductors AV_3Sb_5 ($A = \text{K, Rb, Cs}$), *Phys. Rev. Lett.* **127**, 177001 (2021).
- [44] M.-c. He, H. Zi, H.-x. Zhan, Y.-q. Zhao, C. Ren, X.-y. Hou, L. Shan, Q.-h. Wang, Q. Yin, Z. Tu, C. Gong, H. Lei, Z.-y. Lu, Q. Wang, Y.-p. Qi, G.-f. Chen, and P. Xiong, Strong-coupling superconductivity in the kagome metal CsV_3Sb_5 revealed by soft point-contact spectroscopy, *Phys. Rev. B* **106**, 104510 (2022).
- [45] C. Wen, X. Zhu, Z. Xiao, N. Hao, R. Mondaini, H. Guo, and S. Feng, Superconducting pairing symmetry in the kagome-lattice Hubbard model, *Phys. Rev. B* **105**, 075118 (2022).
- [46] X.-C. Bai, W.-F. Wu, H.-Y. Wang, Y.-M. Quan, X. Wang, Z. Zeng, and L.-J. Zou, Effective six-band model and unconventional spin-singlet pairing in Kagome superconductor CsV_3Sb_5 , *New Journal of Physics* **24**, 123016 (2022).
- [47] A. T. Rømer, S. Bhattacharyya, R. Valentí, M. H. Christensen, and B. M. Andersen, Superconductivity from repulsive interactions on the kagome lattice, *Phys. Rev. B* **106**, 174514 (2022).
- [48] A. A. Tsirlin, P. Fertey, B. R. Ortiz, B. Klis, V. Merkl, M. Dressel, S. D. Wilson, and E. Uykur, Role of Sb in the superconducting kagome metal CsV_3Sb_5 revealed by its anisotropic compression, *SciPost Phys.* **12**, 049 (2022).

- [49] Y. M. Oey, B. R. Ortiz, F. Kaboudvand, J. Frassinetti, E. Garcia, R. Cong, S. Sanna, V. F. Mitrović, R. Sehadri, and S. D. Wilson, Fermi level tuning and double-dome superconductivity in the kagome metal $\text{CsV}_3\text{Sb}_{5-x}\text{Sn}_x$, *Phys. Rev. Materials* **6**, L041801 (2022).
- [50] T. Qian, M. H. Christensen, C. Hu, A. Saha, B. M. Andersen, R. M. Fernandes, T. Birol, and N. Ni, Revealing the competition between charge density wave and superconductivity in CsV_3Sb_5 through uniaxial strain, *Phys. Rev. B* **104**, 144506 (2021).
- [51] F. Hardy, L. Wang, A. Shukla, A. A. Haghighirad, M. He, W. Xia, Y. Guo, and C. Meingast, Quantum oscillations in the Kagome superconductors AV_3Sb_5 ($A = \text{K}, \text{Rb}, \text{Cs}$), 2023 APS March Meeting.
- [52] M. Y. Jeong, H.-J. Yang, H. S. Kim, Y. B. Kim, S. Lee, and M. J. Han, Crucial role of out-of-plane Sb p orbitals in Van Hove singularity formation and electronic correlations in the superconducting kagome metal CsV_3Sb_5 , *Phys. Rev. B* **105**, 235145 (2022).
- [53] A. Consiglio, T. Schwemmer, X. Wu, W. Hanke, T. Neupert, R. Thomale, G. Sangiovanni, and D. Di Sante, Van Hove tuning of AV_3Sb_5 kagome metals under pressure and strain, *Phys. Rev. B* **105**, 165146 (2022).
- [54] M. Kang, S. Fang, J.-K. Kim, B. R. Ortiz, S. H. Ryu, J. Kim, J. Yoo, G. Sangiovanni, D. Di Sante, B.-G. Park, C. Jozwiak, A. Bostwick, E. Rotenberg, E. Kaxiras, S. D. Wilson, J.-H. Park, and R. Comin, Twofold van Hove singularity and origin of charge order in topological kagome superconductor CsV_3Sb_5 , *Nat. Phys.* **18**, 301 (2022).
- [55] R. Nandkishore, L. S. Levitov, and A. V. Chubukov, Chiral superconductivity from repulsive interactions in doped graphene, *Nat. Phys.* **8**, 158 (2012).
- [56] H. Isobe, N. F. Q. Yuan, and L. Fu, Unconventional Superconductivity and Density Waves in Twisted Bilayer Graphene, *Phys. Rev. X* **8**, 041041 (2018).
- [57] L. Classen, A. V. Chubukov, C. Honerkamp, and M. M. Scherer, Competing orders at higher-order Van Hove points, *Phys. Rev. B* **102**, 125141 (2020).
- [58] D. V. Chichinadze, L. Classen, and A. V. Chubukov, Nematic superconductivity in twisted bilayer graphene, *Phys. Rev. B* **101**, 224513 (2020).
- [59] D. V. Chichinadze, L. Classen, and A. V. Chubukov, Valley magnetism, nematicity, and density wave orders in twisted bilayer graphene, *Phys. Rev. B* **102**, 125120 (2020).
- [60] Y.-M. Wu, R. Thomale, and S. Raghu, Sublattice Interference promotes Pair Density Wave order in Kagome Metals, *arXiv:2211.01388* (2022).
- [61] R. M. Fernandes, A. I. Coldea, H. Ding, I. R. Fisher, P. J. Hirschfeld, and G. Kotliar, Iron pnictides and chalcogenides: a new paradigm for superconductivity, *Nature* **601**, 35 (2022).
- [62] R. M. Fernandes, J. T. Haraldsen, P. Wölfle, and A. V. Balatsky, Two-band superconductivity in doped SrTiO_3 films and interfaces, *Phys. Rev. B* **87**, 014510 (2013).
- [63] X. Chen, S. Maiti, A. Linscheid, and P. J. Hirschfeld, Electron pairing in the presence of incipient bands in iron-based superconductors, *Phys. Rev. B* **92**, 224514 (2015).
- [64] S. Maiti, R. M. Fernandes, and A. V. Chubukov, Gap nodes induced by coexistence with antiferromagnetism in iron-based superconductors, *Phys. Rev. B* **85**, 144527 (2012).
- [65] Y. Wang, J. Kang, and R. M. Fernandes, Topological and nematic superconductivity mediated by ferro-SU(4) fluctuations in twisted bilayer graphene, *Phys. Rev. B* **103**, 024506 (2021).
- [66] G. Kresse and J. Hafner, Ab initio molecular dynamics for liquid metals, *Phys. Rev. B* **47**, 558 (1993).
- [67] G. Kresse and J. Furthmüller, Efficiency of ab-initio total energy calculations for metals and semiconductors using a plane-wave basis set, *Comput. Mater. Sci.* **6**, 15 (1996).
- [68] G. Kresse and J. Furthmüller, Efficient iterative schemes for ab initio total-energy calculations using a plane-wave basis set, *Phys. Rev. B* **54**, 11169 (1996).
- [69] W. Beugeling, J. C. Everts, and C. Morais Smith, Topological phase transitions driven by next-nearest-neighbor hopping in two-dimensional lattices, *Phys. Rev. B* **86**, 195129 (2012).
- [70] H.-M. Guo and M. Franz, Topological insulator on the kagome lattice, *Phys. Rev. B* **80**, 113102 (2009).
- [71] Y. Gu, Y. Zhang, X. Feng, K. Jiang, and J. Hu, Gapless excitations inside the fully gapped kagome superconductors AV_3Sb_5 , *Phys. Rev. B* **105**, L100502 (2022).
- [72] J. A. Sauls, A theory for the superconducting phases of UPT_3 , *Journal of Low Temperature Physics* **95** (1994)

— Supplementary Material —

I. DETAILS OF THE DENSITY FUNCTIONAL THEORY CALCULATIONS

All density functional theory (DFT) calculations were performed with Projector Augmented Waves (PAW) as implemented in the Vienna Ab initio simulation package (VASP) version 5.4.4 [66–68] using the PBEsol exchange-correlation functional for valence configurations of Cs, V, and Sb corresponding to $5s^25p^66s^1$, $3s^23p^63d^44s^1$, and $5s^25p^3$, respectively. Lattice parameters were converged to within 0.001 Å using a plane wave cutoff energy of 450 eV, combined with a Γ -centered Monkhorst-Pack k -point mesh of $20 \times 20 \times 10$, as well as a Gaussian smearing parameter of 10 meV. Structural relaxation predicts equilibrium lattice parameters of $a = 5.424$ Å and $c = 9.368$ Å, and a reduced z coordinate corresponding to apical Sb at the $4h$ ($1/3, 2/3, z$) Wyckoff site of 0.740 in fractional coordinates.

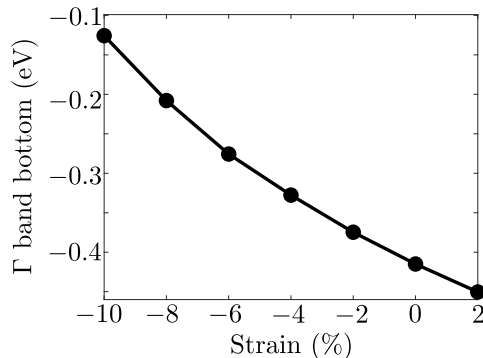


FIG. S1. DFT results for the shift of the energy of the bottom of the Sb-derived electron band as a function of c -axis strain.

In addition to the data presented in the main text, in Fig. S1 we present the energy of the bottom of the Sb-derived electron band centered at the Γ point as a function of the c -axis strain. It is clear that strain values of a few percent shift the band by a few hundred meV.

II. TIGHT-BINDING PARAMETRIZATION

Our low-energy model consists of a small Sb-derived central electron pocket and a large V-derived hexagonal-like Fermi surface associated with the van Hove singularities (vHs). To describe the latter we employ a simple tight-binding parametrization [69]. The electron pocket is assumed to be decoupled from the d -orbitals giving rise to the hexagonal band. The effective normal-state Hamiltonian is given by $\mathcal{H} = \sum_{\mathbf{k}, \sigma} \Psi_{\sigma}^{\dagger}(\mathbf{k}) H_0(\mathbf{k}) \Psi_{\sigma}(\mathbf{k})$ in the basis where $\Psi_{\sigma}^{\dagger}(\mathbf{k}) = (c_{\mathbf{k}, V_A \sigma}^{\dagger}, c_{\mathbf{k}, V_B \sigma}^{\dagger}, c_{\mathbf{k}, V_C \sigma}^{\dagger}, c_{\mathbf{k}, \text{Sb} \sigma}^{\dagger})$, where A, B, C denote the V sublattice and:

$$H_0(\mathbf{k}) = - \begin{bmatrix} \mu_M & 2t \cos(k_3) + 2t' \cos(k_1 + k_2) & 2t \cos(k_1) + 2t' \cos(k_2 + k_3) & 0 \\ 2t \cos(k_3) + 2t' \cos(k_1 + k_2) & \mu_M & 2t \cos(k_2) + 2t' \cos(k_3 - k_1) & 0 \\ 2t \cos(k_1) + 2t' \cos(k_2 + k_3) & 2t \cos(k_2) + 2t' \cos(k_3 - k_1) & \mu_M & 0 \\ 0 & 0 & 0 & -\xi_{\Gamma}(\mathbf{k}) \end{bmatrix}. \quad (\text{S1})$$

Here, $k_i = \mathbf{k} \cdot \mathbf{a}_i$, with $\mathbf{a}_1 = (a/2, 0)$, $\mathbf{a}_2 = (a/4, \sqrt{3}a/4)$, and $\mathbf{a}_3 = \mathbf{a}_2 - \mathbf{a}_1$, see Fig. S2. The band dispersion from which the Γ pocket originates can be conveniently modeled by [70]:

$$\xi_{\Gamma}(\mathbf{k}) = -\tilde{t} \left(1 + \left[4 \sum_{j=1}^3 \cos^2 k_j - 3 \right]^{1/2} \right) - \mu_{\Gamma}. \quad (\text{S2})$$

Fixing the length- and energy-scales, $a = 1$ and $\tilde{t} = 1$ eV, there are four free model parameters: μ_M , μ_{Γ} , t , and t' . In the 7-band model based on first principles calculations in Ref. 71, it was found that $t_{\text{NN}}^{\text{V}, d_{x^2-y^2}} = -0.4667$ eV (cf. t above) and $t_{\text{NN}}^{\text{Sb}} = -0.1813$ eV (cf. \tilde{t} above). We therefore fix the ratio $t/\tilde{t} \approx 2.6$. The other parameters used, $\mu_M = 0.02t$, $t' = -0.2t$, $\mu_{\Gamma} = -3.65\tilde{t}$, were chosen such that the Fermi surface obtained from the tight-binding parametrization in Eq. (S1) matches the Fermi surface of CsV_3Sb_5 measured experimentally in angle-resolved photoemission spectroscopy (ARPES) in Ref. 54.

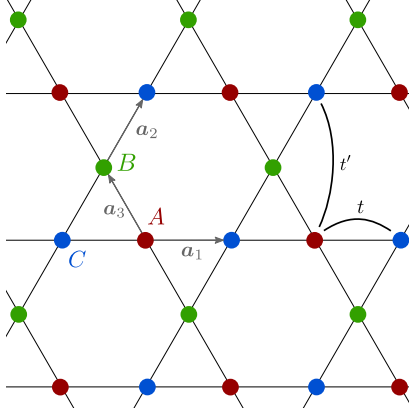


FIG. S2. The kagome lattice with the three sublattices (A, B, C) indicated. Nearest-neighbor and next-nearest neighbor hoppings (t, t'), as well as intra-unit cell vectors ($\mathbf{a}_1, \mathbf{a}_2, \mathbf{a}_3$), are also shown.

III. PATCH MODEL AND SOLUTION OF THE GAP EQUATIONS

We consider a low-energy patch model where the important degrees of freedom are the states near the three M points, where the vHs are located, and near the Γ point, where the small electron pocket is present. Hence, our model consists of four patches, three at M and one at Γ . The part of the interaction Hamiltonian relevant for superconductivity is given by [55]

$$\begin{aligned}
 H_{\text{int}} = & \frac{1}{2} \tilde{g}_{\text{MM}\bar{M}} \sum_{\alpha \neq \beta, \sigma} c_{\text{M}\alpha\sigma}^\dagger c_{\text{M}\alpha\bar{\sigma}}^\dagger c_{\text{M}\beta\bar{\sigma}} c_{\text{M}\beta\sigma} + \frac{1}{2} \tilde{g}_{\text{MM}} \sum_{\alpha, \sigma} c_{\text{M}\alpha\sigma}^\dagger c_{\text{M}\alpha\bar{\sigma}}^\dagger c_{\text{M}\alpha\bar{\sigma}} c_{\text{M}\alpha\sigma} \\
 & + \frac{1}{2} \tilde{g}_{\Gamma\Gamma} \sum_{\sigma} c_{\Gamma\sigma}^\dagger c_{\Gamma\bar{\sigma}}^\dagger c_{\Gamma\bar{\sigma}} c_{\Gamma\sigma} + \frac{1}{2} \tilde{g}_{\Gamma\text{M}} \sum_{\alpha, \sigma} \left(c_{\Gamma\sigma}^\dagger c_{\Gamma\bar{\sigma}}^\dagger c_{\text{M}\alpha\bar{\sigma}} c_{\text{M}\alpha\sigma} + c_{\text{M}\alpha\sigma}^\dagger c_{\text{M}\alpha\bar{\sigma}}^\dagger c_{\Gamma\bar{\sigma}} c_{\Gamma\sigma} \right),
 \end{aligned} \tag{S3}$$

where $\alpha = 1, 2, 3$ runs over the three distinct M points in the Brillouin zone, σ denotes spin, and $\bar{\sigma}$ is the opposite of σ . There are more interactions allowed in the model, but they play no role for superconductivity. Here, \tilde{g}_{MM} , $\tilde{g}_{\text{MM}\bar{M}}$, $\tilde{g}_{\Gamma\text{M}}$, and $\tilde{g}_{\Gamma\Gamma}$ denote dimension-full pairing interactions. As we show below, the only SC instabilities of this model correspond to SC order parameters transforming as the A_{1g} and E_{2g} irreducible representations (irreps) of the point group D_{6h} of the AV_3Sb_5 compounds.

Denoting $\vec{\Delta} \equiv (\Delta_{\text{M}_1}, \Delta_{\text{M}_2}, \Delta_{\text{M}_3}, \Delta_{\Gamma})^T$ as the gap functions on the four patches, the corresponding linearized gap equations can be written in matrix form as $\chi_{\text{pp}} \vec{\Delta} = \vec{\Delta}$, with

$$\chi_{\text{pp}} = - \begin{bmatrix} V^{\text{M}} \tilde{g}_{\text{MM}} & V^{\text{M}} \tilde{g}_{\text{MM}\bar{M}} & V^{\text{M}} \tilde{g}_{\text{MM}\bar{M}} & V^{\Gamma} \tilde{g}_{\Gamma\text{M}} \\ V^{\text{M}} \tilde{g}_{\text{MM}\bar{M}} & V^{\text{M}} \tilde{g}_{\text{MM}} & V^{\text{M}} \tilde{g}_{\text{MM}\bar{M}} & V^{\Gamma} \tilde{g}_{\Gamma\text{M}} \\ V^{\text{M}} \tilde{g}_{\text{MM}\bar{M}} & V^{\text{M}} \tilde{g}_{\text{MM}\bar{M}} & V^{\text{M}} \tilde{g}_{\text{MM}} & V^{\Gamma} \tilde{g}_{\Gamma\text{M}} \\ V^{\text{M}} \tilde{g}_{\Gamma\text{M}} & V^{\text{M}} \tilde{g}_{\Gamma\text{M}} & V^{\text{M}} \tilde{g}_{\Gamma\text{M}} & V^{\Gamma} \tilde{g}_{\Gamma\text{M}} \end{bmatrix}, \tag{S4}$$

where $V^{\text{M}} \equiv \int_{-\Lambda}^{\Lambda} d\varepsilon N_{\text{M}}(\varepsilon) \frac{\tanh(\beta\varepsilon/2)}{2\varepsilon}$, and $V^{\Gamma} \equiv \int_{-\Lambda}^{\Lambda} d\varepsilon N_{\Gamma}(\varepsilon) \frac{\tanh(\beta\varepsilon/2)}{2\varepsilon}$. Here, $N_i(\varepsilon)$ are the DOS of the patches, calculated from the tight-binding parametrization as:

$$N_i(\varepsilon) = \frac{\sqrt{3}}{2(2\pi)^2} \int_{\text{BZ}} d\mathbf{k} \delta(\varepsilon - \xi_i(\mathbf{k})) = \frac{\sqrt{3}}{2(2\pi)^2} \int_{S_i(\varepsilon)} d\mathbf{k} 1/v_i(\mathbf{k}), \tag{S5}$$

where $v_i(\mathbf{k}) = |\nabla \xi_i(\mathbf{k})|$ is the Fermi velocity of band i , and $S_i(\varepsilon)$ is the constant energy contour $\xi_i(\mathbf{k}) = \varepsilon$. For the Γ pocket, ξ_{Γ} is given by Eq. (S2) whereas for the M pocket, it is given by the second largest eigenvalue of the 3×3 upper block-diagonal of the matrix in Eq. (S1), corresponding to the band crossing the Fermi level, as shown in Fig. S3(a).

In Fig. S3(b)-(c) we show the DOS for the two bands, as evaluated from Eq. (S5) when integrating over 1/6th of the energy contours $S_i(\varepsilon)$ (obtained using Brent's method) represented by 400 \mathbf{k} points. Panel (c) shows how the DOS of the Γ pocket vanishes as the bottom of the electron pocket is tuned through the incipient band regime by increasing the parameter $|\mu_{\Gamma}|$, which mimics the effect of hole doping. Note that, according to our convention, the Fermi level is always at $\varepsilon = 0$.

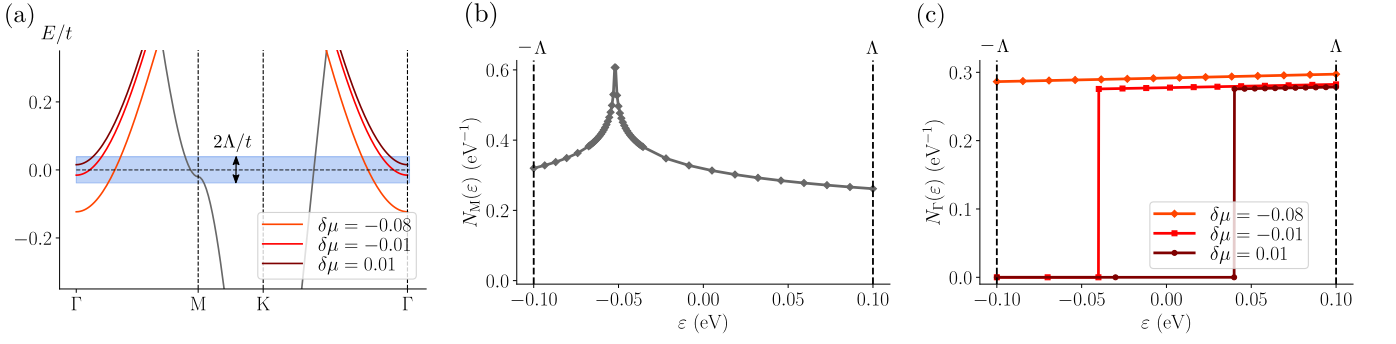


FIG. S3. (a) Low-energy band dispersion resulting from the tight-binding parametrization in Eq. (S1). (b) DOS for the hexagonal band, with the (logarithmic and integrable) van Hove singularity shown at $\varepsilon_c = -0.02t$. (c) DOS for the Γ pocket at three different values of μ_Γ with corresponding band structures shown in panel (a). The DOS vanishes for ε smaller than the bottom of the band. In the labels we introduced $\delta\mu \equiv (\mu_\Gamma - \mu_c)/\mu_c$, and $\mu_c = -4\tilde{t}$. For the interaction cutoff we used $\Lambda = 100$ meV.

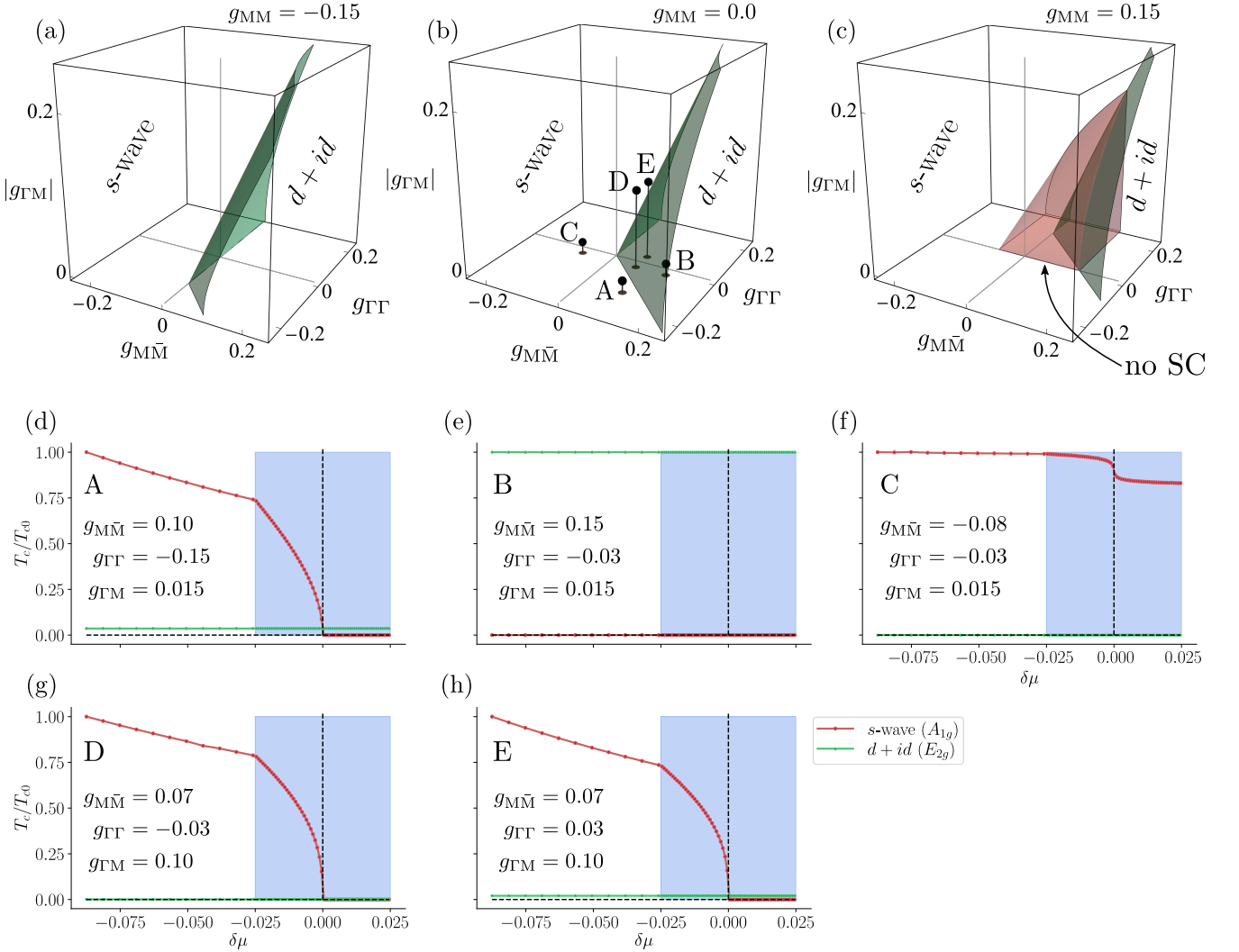


FIG. S4. Panels (a)-(c): Phase diagrams obtained from Eq. (1) for different values of g_{MM} . Panel (b) corresponds to the figure shown in the main text. Panels (d)-(h): Critical temperature T_c for the two leading SC channels for interaction parameters corresponding to the symbols in the phase diagram of panel (b). The critical temperatures were obtained by setting the maximal eigenvalue of Eq. (S4) to be 1, and were normalized by the value T_{c0} obtained at $\mu_{\Gamma 0} = -3.65\tilde{t}$. Note that T_{c0} is different for each set of g_i values. Panels (d) and (g) correspond to the cases shown in the main text. Here, $\delta\mu \equiv (\mu_\Gamma - \mu_c)/\mu_c$, and $\mu_c = -4\tilde{t}$.

Except when very close to the Lifshitz transition characterized by the vanishing of the Γ pocket, it is safe to approximate $N_i(\varepsilon) \approx N_i(0)$. Then, $V^M = N_M(0)V_\Lambda$ and $V^\Gamma = N_\Gamma(0)V_{\tilde{\mu}}$, with $\tilde{\mu} \equiv \min(\mu_\Gamma - \mu_c, \Lambda)$ and V_a given by:

$$V_a = \int_{-a}^{\Lambda} d\varepsilon \frac{\tanh(\beta\varepsilon/2)}{2\varepsilon} \approx \begin{cases} \ln(c_0\beta\Lambda) & \text{if } a = \Lambda > 0, \\ \ln(c_0\beta\sqrt{a\Lambda}) & \text{if } 0 < a < \Lambda, \\ \ln(\Lambda/|a|) & \text{if } a < 0, \end{cases} \quad (\text{S6})$$

Here, asymptotic expressions were derived in the last step, where we defined $c_0 \equiv 2\exp(\gamma)/\pi \approx 1.13$ with γ denoting Euler's constant. Notably, the logarithmic divergence disappears in the ‘‘deep incipient band’’ regime, corresponding to $\mu_\Gamma < \mu_c$ (see also Ref. 63). Exploiting the asymptotic behavior in Eq. (S6) in the ‘‘deep incipient band regime’’ one can derive a weak-coupling expression for the chemical potential at which the critical temperature of the s -wave solution drops exponentially to zero:

$$\mu_{\Gamma,\text{crit}} \approx \mu_c - \Lambda \exp(-[g_{MM} + 2g_{M\bar{M}}]/[3g_{\Gamma M}^2]), \quad (\text{S7})$$

which is qualitatively similar to the expression found in Ref. 63.

Focusing on the non-incipient-band case, where $\mu_\Gamma - \mu_c > \Lambda$ and the BCS regime is appropriate ($\beta\Lambda \gg 1$), the gap equations simplify considerably, since $V_{\tilde{\mu}} = V_\Lambda$. Defining the dimensionless pairing interactions $g_{MM} = \tilde{g}_{MM}N_M(0)$, $g_{M\bar{M}} = \tilde{g}_{M\bar{M}}N_M(0)$, $g_{\Gamma\Gamma} = \tilde{g}_{\Gamma\Gamma}N_\Gamma(0)$ and $g_{\Gamma M} = \tilde{g}_{\Gamma M}\sqrt{N_M(0)N_\Gamma(0)}$, we obtain the gap equations of the main text, with $\eta \equiv \sqrt{N_\Gamma(0)/N_M(0)}$ and:

$$\chi_{\text{pp}} = -V_\Lambda \begin{bmatrix} g_{MM} & g_{M\bar{M}} & g_{M\bar{M}} & \eta g_{\Gamma M} \\ g_{M\bar{M}} & g_{MM} & g_{M\bar{M}} & \eta g_{\Gamma M} \\ g_{M\bar{M}} & g_{M\bar{M}} & g_{MM} & \eta g_{\Gamma M} \\ \eta^{-1} g_{\Gamma M} & \eta^{-1} g_{\Gamma M} & \eta^{-1} g_{\Gamma M} & g_{\Gamma\Gamma} \end{bmatrix}. \quad (\text{S8})$$

Diagonalization of $\chi_{\text{pp}}/V_\Lambda$ yields the two leading and competing eigenvalues:

$$\begin{aligned} \lambda_1 &= g_{M\bar{M}} - g_{MM}, \\ \lambda_2 &= \frac{1}{2} (\tilde{g} - g_{\Gamma\Gamma} - g_{MM} - 2g_{M\bar{M}}), \end{aligned} \quad (\text{S9})$$

where

$$\tilde{g} = \sqrt{12g_{\Gamma M}^2 + (g_{\Gamma\Gamma} - g_{MM} - 2g_{M\bar{M}})^2}. \quad (\text{S10})$$

We note that the eigenvalue λ_1 is doubly degenerate, and that there is a fourth eigenvalue $\lambda_3 = \lambda_2 - \tilde{g}$ which we do not consider, as it is always smaller than λ_2 . For each eigenvalue λ_i , as long as it is positive, there is a superconducting instability with critical temperature $T_c^i = \frac{2e^\gamma}{k_B\pi} \Lambda \exp(-1/\lambda_i)$. To determine the SC channels corresponding to these eigenvalues, we compute the corresponding eigenvectors (not normalized), which are given by

$$\vec{\Delta}_1^{(1)} = \begin{bmatrix} -1 \\ 1 \\ 0 \\ 0 \end{bmatrix}, \quad \vec{\Delta}_1^{(2)} = \begin{bmatrix} -1 \\ -1 \\ 2 \\ 0 \end{bmatrix}, \quad \vec{\Delta}_2 = \begin{bmatrix} 1 \\ 1 \\ 1 \\ -\sqrt{3} \text{sign}(g_{\Gamma M}) \eta^{-1} \zeta \end{bmatrix}, \quad (\text{S11})$$

where

$$\zeta \equiv \sqrt{1 + \left(\frac{g_{\Gamma\Gamma} - g_{MM} - 2g_{M\bar{M}}}{\sqrt{12}g_{\Gamma M}} \right)^2} - \left(\frac{g_{\Gamma\Gamma} - g_{MM} - 2g_{M\bar{M}}}{\sqrt{12}|g_{\Gamma M}|} \right) > 0. \quad (\text{S12})$$

The first two eigenvectors correspond to the d_{xy} ($\vec{\Delta}_1^{(1)}$) and $d_{x^2-y^2}$ ($\vec{\Delta}_1^{(2)}$) form factors. As such, they transform as the two-dimensional irreducible representation E_{2g} , and the degenerate eigenvalue λ_1 is associated with a d -wave SC instability [55]. As for the eigenvector $\vec{\Delta}_2$, it transforms as the one-dimensional trivial irreducible presentation A_{1g} , implying that the eigenvalue λ_2 is associated with an s -wave SC instability. Importantly, the structure of this s -wave state depends on the sign of the pairing interaction $g_{\Gamma M}$. As shown in Eq. (S11), Δ_Γ has an opposite (equal) sign as Δ_M for $g_{\Gamma M} > 0$ ($g_{\Gamma M} < 0$), corresponding to an s^{+-} (s^{++}) pairing state.

The relative phase and relative amplitude between the degenerate d_{xy} and $d_{x^2-y^2}$ gap functions can only be found by going beyond the linearized gap equations. In practice, one computes the coefficients of the biquadratic couplings between the two gaps in the Landau free energy expansion. The analysis in the subspace of the M patches was done in Ref. [55], which found a relative phase of $\pi/2$ between the two gap functions, implying a time-reversal symmetry-breaking $d_{xy} \pm id_{x^2-y^2}$ state. Microscopic evaluations of the quartic order Ginzburg–Landau coefficients also find under quite generic circumstances the time-reversal breaking state to be favored [72].

The phase diagram shown in the main text, and repeated in Fig. S4(b), corresponds to the regime away from the Lifshitz transition of the Γ pocket, where Eq. (S8) holds. Figs. S4(a) and (c) show the impact of the intra-M-patch interaction on the phase diagram: an attractive g_{MM} enhances the range of $d + id$ state, whereas a repulsive g_{MM} not only suppresses the $d + id$ state, but also completely kills superconductivity in parts the phase diagram.

The evolution of T_c with increasing $\delta\mu \equiv (\mu_\Gamma - \mu_c)/\mu_c$ for different points indicated in the phase diagram of Fig. S4(b) are shown in Figs. S4(d)-(h). For each dimensionless parameter g_i , the dimensionfull parameter \tilde{g}_i , which enters the gap Eq. (S4), was calculated according to the definition from the density of states at the Fermi level calculated for the Γ and M bands for $\mu_{\Gamma 0} = -3.65\tilde{t}$. It is clear that the s -wave state promoted by a dominant attractive $g_{M\bar{M}}$ is robust across the Lifshitz transition, since pairing is little affected by the Γ pocket, see Fig. S4(f). Similarly, the $d + id$ state is essentially unaffected by the Lifshitz transition, since it is promoted by a dominant repulsive g_{MM} [Fig. S4(e)].

There are only two scenarios in which pairing is strongly suppressed across the Lifshitz transition: a dominant attractive $g_{\Gamma\Gamma}$ or a dominant inter-patch $g_{\Gamma M}$, be it repulsive or attractive. These scenarios are shown in Figs. S4(d) and (g)-(h), respectively. The last two panels show that the sign of the intra- Γ -patch interaction does not significantly impact the evolution of T_c when $g_{\Gamma M}$ is the dominant interaction. Note that, in Figs. S4(d) and (g)-(h), a large g_{MM} would imply a transition from an s -wave to a $d + id$ -wave state upon crossing the Lifshitz transition, which is not observed experimentally.