

SOME ASPECTS OF ANISOTROPIC CURVATURE FLOW OF PLANAR PARTITIONS

GIOVANNI BELLETTINI AND SHOKHRUKH YU. KHOLMATOV

ABSTRACT. We consider the geometric evolution of a network in the plane, flowing by anisotropic curvature. We discuss local existence of a classical solution in the presence of several smooth anisotropies. Next, we discuss some aspects of the polycrystalline case.

1. INTRODUCTION

Many processes in material sciences such as phase transformation, crystal growth, domain growth, grain growth, ion beam and chemical etching, *etc.* can be modelled as a **geometric interface motion** in which surface tension acts as a principal driving force (see e.g. [8, 16, 18, 20, 21, 27, 32, 34, 42, 45, 49] and references therein). An interface (or surface boundary) in the plane is a curve bounding different regions (phases) and moving in a nonequilibrium state [23, 24, 31, 43].

In some simplified cases the motion of this curve does not depend on the physical situation in the various phases¹, and is described by geometric equations relating, for instance, the normal velocity of the interface to its curvature. The anisotropic curvature flow in two dimensions of a network Σ is the formal gradient flow of the energy functional

$$\ell_\phi(\Sigma) := \int_\Sigma \phi^\circ(\nu_\Sigma) d\mathcal{H}^1,$$

where Σ is a set of curves delimitating the various phases, and typically having triple junctions, ν_Σ is a unit normal vector field to Σ and the energy density $\phi^\circ : \mathbb{R}^2 \rightarrow [0, +\infty)$, sometimes called surface tension (or, generally, anisotropy), is defined on \mathbb{S}^1 and its one-homogeneous extension on \mathbb{R}^2 is a norm. An interesting case is when ϕ° is crystalline, i.e., its unit ball B_{ϕ° is a (centrally symmetric) polygon. In such a case, one expects the phases to be mostly polygonal regions, which evolve under a sort of nonlocal curvature flow². More realistic is the case in which various anisotropies are involved in the energy, i.e., ϕ_{ij}° is an anisotropy weighting the part of the network Σ dividing phase i from phase j . When all ϕ_{ij}° are crystalline, this is a model for polycrystalline materials [25, 26].

The aim of this paper is to discuss some aspects of the evolution of the network Σ under anisotropic curvature flow; for simplicity we do not include mobilities. We quickly review some known results when ϕ° is Euclidean, and discuss some aspects of the flow in the anisotropic and polycrystalline cases, starting from the definition of what we mean by normal velocity.

Date: April 27, 2023.

2020 Mathematics Subject Classification. 53E10, 35D30, 35D35.

Key words and phrases. anisotropy, network, partition, triple junctions, crystalline curvature, curvature flow.

¹The case of two phases is usually called anisotropic curve shortening flow, and will not be addressed here; we refer the reader to [1, 3] and to [2, 30] in the crystalline case.

²The interest is due mainly to the presence of facets and corners in ∂B_{ϕ° . However, a mathematical obstruction is represented by the possible appearance of nonpolygonal curves during the crystalline flow of a network, arising from triple junctions.

We will give some detail on the short time existence of a strong solution when ϕ_{ij}^o are smooth and uniformly convex. The variational nature of the flow will be emphasized.

Nothing will be specified in this paper for weak solutions to the flow: for this argument we refer the reader to [11, 12, 36, 50].

G.B. is very grateful to Errico Presutti for having shared his deep knowledge on some aspects of mathematical physics and, above all, for his generosity.

Acknowledgements. Sh. Kholmatov acknowledges support from the Austrian Science Fund (FWF) Stand-Alone project P 33716. G. Bellettini is a member of the GNAMPA (INdAM) of Italy.

2. NOTATION

We denote by \cdot the Euclidean scalar product and by $|\cdot|$ the Euclidean norm in \mathbb{R}^2 . Given $a, b \in \mathbb{R}^2$, $a \otimes b$ stands for the 2×2 -matrix with entries $(a \otimes b)_{ij} = a_i b_j$. The symbol \mathcal{H}^1 stands for the 1-dimensional Hausdorff measure in \mathbb{R}^2 . We denote by a^\perp the counterclockwise 90° -rotation of a nonzero vector $a \in \mathbb{R}^2$, i.e.,

$$a = (a_1, a_2) \implies a^\perp = (-a_2, a_1).$$

The (topological) boundary of a set $E \subset \mathbb{R}^2$ is denoted by ∂E .

We identify both tangent and cotangent spaces at a point of \mathbb{R}^2 with (a copy of) \mathbb{R}^2 .

2.1. Anisotropies. We denote by $\phi : \mathbb{R}^2 \rightarrow [0, +\infty)$ an anisotropy, i.e., a convex function such that

$$\phi(\lambda\xi) = |\lambda|\phi(\xi), \quad \phi(\xi) \geq c|\xi|, \quad \lambda \in \mathbb{R}, \quad \xi \in \mathbb{R}^2,$$

for some $c > 0$. We let

$$B_\phi := \{\xi \in \mathbb{R}^2 : \phi(\xi) \leq 1\}.$$

The dual of ϕ is defined as

$$\phi^o(\xi) = \max_{\eta \in \mathbb{R}^2, \phi(\eta)=1} \xi \cdot \eta, \quad \xi \in \mathbb{R}^2,$$

which turns out to be an anisotropy. Our convention is that ϕ measures 1-vector fields and ϕ^o measures 1-covectors fields (one-forms); so the domain of ϕ (resp. ϕ^o) is the tangent (resp. cotangent) space at a point of \mathbb{R}^2 . We do not use different symbols for the domain of ϕ and ϕ^o . Notice that $\phi^{oo} = \phi$. B_ϕ is sometimes called Wulff shape, and B_{ϕ^o} Frank diagram.

We say that ϕ is *elliptic* if $\phi \in C^2(\mathbb{R}^2 \setminus \{0\})$ and

$$\nabla^2 \phi(\nu) \tau \cdot \tau \geq \bar{c} > 0$$

for all $\tau, \nu \in \mathbb{S}^1$ with $\tau \cdot \nu = 0$ ³. One checks that if ϕ is elliptic then ϕ^o is also elliptic. It is well-known [19, Chapter 1] that $\phi \in C^1(\mathbb{R}^2 \setminus \{0\})$ if and only if ϕ^o is strictly convex⁴. We say ϕ is *crystalline* if B_ϕ is a convex polygon. It can be readily checked that ϕ is crystalline if and only if so is ϕ^o .

In this paper we assume that an anisotropy and its dual are either both elliptic or both crystalline. Even though some notions that we are going to introduce hold also in other cases (for instance when ϕ is smooth but not strictly convex⁵), and despite of their interest, we shall not consider them here.

³If $\psi(\theta) := \phi(\cos \theta, \sin \theta)$, this inequality becomes $\psi + \psi'' \geq \bar{c}$.

⁴A function $f : \mathbb{R}^n \rightarrow \mathbb{R}$ is *strictly convex* if for any $x, y \in \mathbb{R}^n$ and $\alpha \in (0, 1)$ one has $f(\alpha x + (1 - \alpha)y) < \alpha f(x) + (1 - \alpha)f(y)$.

⁵We are not aware of any local existence result of network evolutions in these cases.

2.2. Curves. A *curve* in \mathbb{R}^2 is the image of a continuous function $\sigma \in C^0([0, 1]; \mathbb{R}^2)$. In this survey we consider only *embedded* curves, i.e., with no self-intersections except the endpoints. If $\sigma(0) = \sigma(1)$, the curve is called *closed*. When σ is C^1 (resp. Lipschitz) and $|\sigma'| > 0$ in $[0, 1]$ (resp. a.e. in $[0, 1]$), the map σ is called a regular parametrization of $\Sigma := \sigma([0, 1])$. A curve is called $C^{k+\alpha}$ for some $k \geq 0$ and $\alpha \in [0, 1]$, if it admits a regular $C^{k+\alpha}$ -parametrization. The tangent line to Σ at its point q is denoted by $T_q\Sigma$. The (Euclidean) unit tangent vector to Σ at q is denoted by $\tau_\Sigma(q)$ and the unit normal vector is $\nu_\Sigma(q) = \tau_\Sigma(q)^\perp$. Namely, if $q = \sigma(x)$, then

$$\tau_\Sigma(q) = \frac{\sigma'(x)}{|\sigma'(x)|} \quad \text{and} \quad \nu_\Sigma(q) = \frac{\sigma'(x)^\perp}{|\sigma'(x)|}.$$

Definition 2.1. Given $q \in \partial\Sigma$ and a nonzero vector $z \in \mathbb{R}^2 \setminus T_q\Sigma$ (in case $T_q\Sigma$ exists) we write

$$z^{\partial\Sigma}(q) \tag{2.1}$$

to denote the 90° -rotation of z pointing out of the curve.

Sometimes we consider sets Σ for which there exists $R_0 > 0$ such that $\Sigma \cap \overline{D_R}$ is a Lipschitz (resp. $C^{k+\alpha}$) curve with boundary and $\Sigma \setminus D_R$ is a straight half-line for any disc D_R with $R > R_0$. With a slight abuse of notation, such sets Σ will be still called a Lipschitz (resp. $C^{k+\alpha}$) curve with boundary. In this case Σ has only one boundary point.

2.3. Tangential divergence of a vector field. The *tangential divergence* of a vector field $g \in C^1(\mathbb{R}^2; \mathbb{R}^2)$ over an embedded Lipschitz curve Σ is defined as

$$\operatorname{div}_\Sigma g(q) = \nabla g(q) \tau_\Sigma(q) \cdot \tau_\Sigma(q), \quad \mathcal{H}^1\text{-a.e. } q \in \Sigma.$$

When the curve is C^1 , this equality holds at every point of Σ .

Remark 2.2. When we will define Cahn-Hoffman vector fields, we consider the tangential divergence of a Lipschitz vector field N_ϕ defined only along a Lipschitz curve Σ . In this case, we extend N_ϕ to a tubular neighborhood of Σ constant along the vector $N_\phi(q)$ for $q \in \Sigma$, i.e., if $z \in \mathbb{R}^2$ and $z = q + \lambda N_\phi(q)$ for a unique $q \in \Sigma$ and sufficiently small $|\lambda|$, then we set $N_\phi(z) := N_\phi(q)$.

The tangential divergence can also be introduced using parametrizations. More precisely, if $\sigma \in \operatorname{Lip}([0, 1]; \mathbb{R}^2)$ is a regular parametrization of Σ and $g : \Sigma \rightarrow \mathbb{R}^2$ is a Lipschitz vector field along Σ , i.e., $g \circ \sigma \in \operatorname{Lip}([0, 1]; \mathbb{R}^2)$, then

$$\operatorname{div}_\Sigma g(q) = \frac{[g \circ \sigma]'(x) \cdot \sigma'(x)}{|\sigma'(x)|^2}, \quad q = \sigma(x) \tag{2.2}$$

at points of differentiability. One can readily check that the tangential divergence is independent of the parametrization.

2.4. Lipschitz/smooth partitions and associated networks. Given a finite family $\{E_i\}$ of open subsets (the phases) of \mathbb{R}^2 with Lipschitz boundary such that $\bigcup_i \overline{E_i} = \mathbb{R}^2$ and $E_i \cap E_j = \emptyset$ for $i \neq j$, we say $\{E_i\}$ is a (finite) *Lipschitz* (resp. $C^{k+\alpha}$) partition of \mathbb{R}^2 if $\Sigma_{ij} := \partial E_i \cap \partial E_j$ (if not empty or discrete, see Figure 1(a)) is a finite union of Lipschitz (resp. $C^{k+\alpha}$) curves with boundary. Each E_i is called a *phase* and each Σ_{ij} (if not discrete) is called an *interface*. Given a natural number $m \geq 3$, we call a point q an *m-tuple junction* of $\{E_i\}$ if there exist (exactly) m -phases containing q in their boundary.

In what follows we consider only Lipschitz partitions of \mathbb{R}^2 for which:

- $\Sigma := \bigcup_{i,j} \Sigma_{ij}$ (which we call a *network*) is connected,

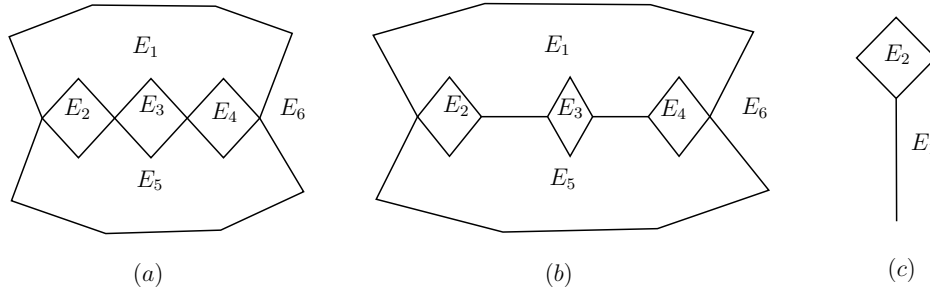


FIGURE 1. Lipschitz (Figures (a) and (b)) and non Lipschitz (Figure (c)) partitions. Note that in (a) $\Sigma_{15} = \partial E_1 \cap \partial E_5$ consists of four points and $\Sigma_{36} = \partial E_3 \cap \partial E_6$ is empty. In (b) Σ_{15} is a disjoint union of two Lipschitz curves and two points and in (c) the unbounded phase E_1 cannot be written (locally) as a subgraph of a Lipschitz function.

- either only one phase is unbounded or Σ consists of finitely many half-lines out of some discs (this case will be considered only in the crystalline case).

In particular, we do not prescribe Dirichlet boundary conditions for networks; moreover, in the evolutions we will admit only triple junctions. For notational simplicity, the curves of $\partial E_i \cap \partial E_j$ in the network Σ will be often denoted by Σ_k , using one index only.

Note that the Lipschitzianity of E_i imply that our Lipschitz partitions do not include Brakke's spoon⁶ type networks (in this case the unbounded phase is not a Lipschitz set, see Figure 1 (c)).

2.5. Anisotropic energy of a network. Let $\{E_i\}_{i=1}^n$ be a Lipschitz partition of \mathbb{R}^2 . Let $\Phi := \{\phi_{ij}\}$ be a collection of anisotropies in \mathbb{R}^2 such that each ϕ_{ij} is associated to Σ_{ij} . Notice that $\phi_{ij} = \phi_{ji}$ and $\Sigma_{ij} = \Sigma_{ji}$. The Φ -length of $\Sigma := \bigcup_{ij} \Sigma_{ij}$ in an open set $U \subseteq \mathbb{R}^2$ is defined as

$$\ell_{\Phi}(\Sigma; U) := \sum_{1 \leq i < j \leq n} \int_{U \cap \Sigma_{ij}} \phi_{ij}^o(\nu_{\Sigma_{ij}}) d\mathcal{H}^1. \quad (2.3)$$

By assumption, each Σ_{ij} is either empty, or a finite set of points or a Lipschitz curve with boundary and therefore, $\ell(\Sigma; U) < +\infty$ for any bounded open set U . We also set

$$\ell_{\Phi}(\Sigma) := \ell_{\Phi}(\Sigma; \mathbb{R}^2)$$

provided that Σ is bounded.

Remark 2.3. We assume

$$\phi_{ij}^o + \phi_{jk}^o \geq \phi_{ik}^o, \quad (2.4)$$

which is important since the invalidity of (2.4) yields local instabilities. Indeed, in this situation, a creation of a very thin new phase along the interfaces with large surface tensions would decrease the length. In the proof of Theorem 3.9 we do not use (2.4) because of our assumptions on the shape of admissible networks (we do not allow creation of new phases).

3. EVOLUTION OF NETWORKS WITH ELLIPTIC ANISOTROPIES

In this section we assume that all anisotropies are elliptic.

⁶A union of an embedded closed curve and a half-line starting from a point of the curve.

3.1. First variation of length. The following result was established in [15, Theorem 3.4].

Proposition 3.1. *Let $\Sigma \subset \mathbb{R}^2$ be an embedded C^2 curve with boundary $\partial\Sigma = \{p, q\}$ and let $\sigma : [0, 1] \rightarrow \mathbb{R}^2$ be a regular parametrization of Σ with $\sigma(0) = p_0$ and $\sigma(1) = p_1$. Let $\beta \in C^2([0, 1]; \mathbb{R}^2)$ and for sufficiently small $|s|$ with $s \in \mathbb{R}$, let $\sigma + s\beta$ parametrize the curve Σ_s . Then*

$$\left. \frac{d\ell_\phi(\Sigma_s)}{ds} \right|_{s=0} = \int_\Sigma \beta \cdot \nu_\Sigma \operatorname{div}_\Sigma N_\phi d\mathcal{H}^1 + \beta(1) \cdot [N_\phi(p_1)]^{\partial\Sigma} + \beta(0) \cdot [N_\phi(p_0)]^{\partial\Sigma},$$

where

$$N_\phi(q) := \nabla \phi^o(\nu_\Sigma(q)), \quad q \in \Sigma,$$

and $N_\phi^{\partial\Sigma}$ is defined in (2.1).

The number

$$\kappa_\Sigma^\phi(q) := \operatorname{div}_\Sigma N_\phi(q), \quad q \in \Sigma,$$

in the integral is called the ϕ -curvature⁷ of the curve Σ at q and the vector field N_ϕ is sometimes called the *Cahn-Hoffman vector field* on Σ . Moreover, the vector $\kappa_\Sigma^\phi N_\phi$ is called the ϕ -vector curvature. When no confusion arises, we write κ^ϕ in place of κ_Σ^ϕ .

From Proposition 3.1 we get

Corollary 3.2. *Let $\Sigma := \{\Sigma_i\}_{i=1}^n$ be a network consisting of embedded C^2 -curves with boundary and $\Phi = \{\phi_i\}_{i=1}^n$ be elliptic anisotropies such that ϕ_i is associated to Σ_i . Let Q be a m -tuple junction, say the intersection point of curves $\Sigma_1, \dots, \Sigma_m$. Let $\sigma_i : [0, 1] \rightarrow \mathbb{R}^2$ be a regular C^2 -parametrization of Σ_i such that $\sigma_i(1) = Q$ and let $\beta_1, \dots, \beta_m \in C^2([0, 1]; \mathbb{R}^2)$ be such that $\beta_i(0) = 0$ and $\beta_i(1) = \beta_j(1) = Q$ and for $s \in \mathbb{R}$ with sufficiently small $|s|$ let Σ_i^s be the curve parametrized by $\sigma_i + s\beta_i$ and set $\Sigma_s := \bigcup_{i \geq 1} \Sigma_i^s$. Then*

$$\left. \frac{d\ell_\Phi(\Sigma_s)}{ds} \right|_{s=0} = \sum_{i=1}^m \int_{\Sigma_i} \beta_i \cdot \nu_{\Sigma_i} \kappa^{\phi_i} d\mathcal{H}^1 + Q \cdot \sum_{i=1}^m [N_{\phi_i}(Q)]^{\partial\Sigma_i}. \quad (3.1)$$

The balance condition

$$\sum_{i=1}^m [N_{\phi_i}(Q)]^{\partial\Sigma_i} = 0 \quad (3.2)$$

is sometimes called *Herring condition* [10, 26, 32, 49]. By the definition (2.1) of $z^{\partial\Sigma}$ this equality is rewritten also as

$$\sum_{i=1}^m N_{\phi_i}(Q) = 0. \quad (3.3)$$

Condition (3.2) requires some compatibility between anisotropies ϕ_i :

Example 3.3. Let $n = 3$, $\phi_1 = \phi_2 = |\cdot|$ and $\phi_3 = 1/3|\cdot|$, and let Q be a triple junction of C^2 -curves Σ_1, Σ_2 and Σ_3 . Then

$$N_1(Q) = \nu_{\Sigma_1}(Q), \quad N_2(Q) = \nu_{\Sigma_2}(Q) \quad \text{and} \quad N_3(Q) = 3\nu_{\Sigma_3}(Q).$$

Thus, $|N_1| = |N_2| = 1$ and $|N_3| = 3$, which implies the sum $N_1(Q) + N_2(Q) + N_3(Q)$ can not be zero. In particular, condition (3.3) is not related to the triangle inequality (2.4).

⁷In higher dimensions the anisotropic tangential divergence of a vector field $N : \Sigma \rightarrow \mathbb{R}^n$ over a Lipschitz manifold Σ is defined as

$$\operatorname{div}_{\Sigma, \phi} g = \operatorname{Tr} \left((\operatorname{Id} - n_\phi \otimes \nu_\phi) \nabla \hat{g} \right),$$

where $\nu_\phi = \nu_\Sigma / \phi^o(\nu_\Sigma)$ and $n_\phi \in \partial\phi^o(\nu_\phi)$, and \hat{g} is the constant extension of g along n_ϕ [13, Definition 4.1]. By [13, Lemma 4.4] $\operatorname{div}_{\Sigma, \phi} N_\phi$ coincides with $\operatorname{div}_\Sigma N_\phi$.

3.2. Anisotropic curvature of a curve. Let Σ be an embedded C^2 -curve regularly parametrized by $\sigma \in C^2([0, 1]; \mathbb{R}^2)$. Let us express κ^ϕ by means of σ . Note that

$$N_\phi(q) = \nabla \phi^o \left(\frac{\sigma'(x)^\perp}{|\sigma'(x)|} \right), \quad q = \sigma(x) \in \Sigma,$$

and hence, by (2.2) at $q = \sigma(x)$ we have

$$\kappa^\phi(q) = \left(\left[\nabla^2 \phi^o \left(\frac{\sigma'(q)^\perp}{|\sigma'(q)|} \right) \frac{\sigma'(q)}{|\sigma'(q)|} \right] \cdot \frac{\sigma'(q)}{|\sigma'(q)|} \right) \frac{\sigma''(q) \cdot \sigma'(q)^\perp}{|\sigma'(q)|^3}. \quad (3.4)$$

Now recalling the definition of τ_Σ and ν_Σ as well as the definition of the Euclidean curvature κ of a curve, the last equality is rewritten on Σ as

$$\kappa^\phi = \left(\nabla^2 \phi^o(\nu_\Sigma) \tau_\Sigma \cdot \tau_\Sigma \right) \kappa.$$

This observation will be used frequently.

3.3. Existence of a smooth flow. In this section we only consider bounded networks associated to an at least C^2 -partition of \mathbb{R}^2 and all anisotropies are at least C^3 .

Definition 3.4. Given a network $\Sigma^0 := \{\Sigma_j^0\}_{j=1}^n$ and associated elliptic anisotropies⁸ $\Phi := \{\phi_j\}_{j=1}^n$, we say that a family $\Sigma(t) := \{\Sigma_j(t)\}$, $t \in [0, T]$ of networks is a Φ -curvature flow starting from Σ^0 if $\Sigma(0) = \Sigma^0$ and there exists an n -tuple $u := \{u^j\}_{j=1}^n \in [C^{1,2}((0, T) \times [0, 1]; \mathbb{R}^2)]^n \cap [C([0, T] \times [0, 1]; \mathbb{R}^2)]^n$ such that

- (a) each $u^j(t)$, $t \geq 0$, is a regular parametrization of $\Sigma^j(t)$;
- (b)

$$u_t^j \cdot \nu^j = \phi_j^o(\nu^j) (\nabla^2 \phi_j^o(\nu^j) \tau^j \cdot \tau^j) \kappa \quad \text{on } (0, T) \times (0, 1), \quad (3.5)$$

where $\nu^j = \nu_{\Sigma^j}$ and $\tau^j = \tau_{\Sigma^j}$;

- (c) each $\Sigma(t)$ contains only triple junctions and if the curves $\Sigma^{j_1}(t)$, $\Sigma^{j_2}(t)$ and $\Sigma^{j_3}(t)$ intersect at a triple junction $q(t)$, then

$$\sum_{i=1}^3 \nabla \phi_{j_i}^o(\nu^{j_i}(q(t))) = 0 \quad \text{for all } t \in (0, T).$$

Any such flow $\Sigma(\cdot)$ is called a *smooth geometric anisotropic curvature flow of the network* Σ^0 .

Condition (b) says that each curve in the network moves with normal velocity equal to its anisotropic curvature, whereas condition (c) expresses the Herring condition at triple junctions. Note that we are not assuming a priori that Σ^0 satisfies Herring condition (3.3). Even though in what follows we consider only initial networks satisfying (3.3), we would like to mention that there are results in the Euclidean case (see e.g. [37]) that prove short time existence from an initial network not satisfying (3.3); this instantaneous regularization is an interesting result.

Equation (3.5) expresses only the normal component of the velocity of $\Sigma(t)$; the presence of triple junctions forces (see e.g. [35, 40, 41]) $\Sigma(t)$ to have also a tangential velocity. Following [35, Definition 2.4] and choosing the tangential component of the velocity as

$$\lambda := u_t^j \cdot \tau^j = \phi_j^o(\nu^j) (\nabla^2 \phi_j^o(\nu) \tau^j \cdot \tau^j) \frac{u_{xx}^j}{|u_x^j|^2} \cdot \tau^j$$

in (3.5), we can introduce:

⁸For simplicity, we write ϕ_k and Σ_k in places of ϕ_{i_j} and Σ_{i_j} .

Definition 3.5 (Special geometric flow). A *special geometric anisotropic curvature flow* is defined by the equation

$$u_t^j = \phi_j^o(\nu^j)(\nabla^2 \phi_j^o(\nu) \tau^j \cdot \tau^j) \frac{u_{xx}^j}{|u_x^j|^2}. \quad (3.6)$$

Remark 3.6 (Reduction to a special flow). Repeating the arguments of [35, Lemma 4.1] (see also [40]) we can prove that using (orientation preserving) diffeomorphisms/reparametrizations every smooth geometric flow can be reduced to a special geometric flow. This observation implies that given Σ^0 (satisfying condition (3.3)), to prove the short-time existence of a smooth geometric flow we only need to establish short-time existence of a special geometric flow starting from Σ^0 .

Let us consider a special geometric flow $u(t)$ and the evolution of some triple junction

$$q(t) := u^{j_1}(t, y_1) = u^{j_2}(t, y_2) = u^{j_3}(t, y_3)$$

for some $(y_1, y_2, y_3) \in \{0, 1\}^3$ and for all $t \in (0, 1)$. Since all $u^j \in C^{1,2}((0, T) \times [0, 1]; \mathbb{R}^2)$, we have

$$q_t(t) = u_t^{j_1}(t, y_1) = u_t^{j_2}(t, y_2) = u_t^{j_3}(t, y_3). \quad (3.7)$$

Thus, inserting (3.4) in (3.6) at $q(t)$ we get

$$\phi_i^o(\nu^i)(\nabla^2 \phi_i^o(\nu^i) \tau^i \cdot \tau^i) \frac{u_{xx}^i(t, y)}{|u_x^i(t, y)|^3} = \phi_j^o(\nu^j)(\nabla^2 \phi_j^o(\nu^j) \tau^j \cdot \tau^j) \frac{u_{xx}^j(t, y)}{|u_x^j(t, y)|^3} \quad (3.8)$$

for all $i, j \in \{j_1, j_2, j_3\}$. If $\Sigma(\cdot)$ is smooth up to $t = 0$, the second order compatibility condition (3.8) should be satisfied by the initial network Σ^0 . Later in this section we show that if Σ^0 satisfies conditions (3.3) and (3.8), then there exist $T > 0$ and a special geometric anisotropic curvature flow $\{\Sigma(t)\}_{t \in [0, T]}$ starting from Σ^0 .

3.4. Role of the Herring condition. Let $\Sigma(t)$ be a smooth geometric flow starting from a bounded network Σ^0 . We claim that condition (3.3) implies that the anisotropic length $\ell_\Phi(\Sigma(t))$ is non-increasing in $t > 0$. Indeed, without loss of generality, we may assume that $\Sigma(t)$ is special (see Remark 3.6). Hence, using the definition of ℓ_Φ , integration by parts, (3.7) and (3.5) we get

$$\frac{d}{dt} \ell_\Phi(\Sigma(t)) = - \sum_{j=1}^n \int_0^1 \frac{\phi_j^o(u_x^\perp)}{|u_x^j|^3} \left| \nabla^2 \phi_j^o(u_x^\perp) u_{xx}^j \right|^2 dx + \sum_{q(t) \in J(t)} q_t(t) \cdot \sum_{i=1}^3 \nabla \phi_{j_i}^o(\nu^{j_i}(q(t))),$$

where $J(t)$ is the set of all triple junctions,

$$q(t) := u^{j_1}(t, y_1) = u^{j_2}(t, y_2) = u^{j_3}(t, y_3)$$

(j_i and y_i are different for different q). Hence, condition (3.3) implies that

$$\frac{d}{dt} \ell_\Phi(\Sigma(t)) \leq 0,$$

i.e. the map $t \mapsto \ell_\Phi(\Sigma(t))$ is non-increasing.

3.5. Existence and uniqueness of special flows. In this section we prove the short-time existence and uniqueness of a smooth anisotropic curvature flow starting from a given network Σ^0 satisfying conditions (3.3) and (3.8) at triple junctions. For simplicity, we consider only *theta-shaped* networks, i.e. bounded C^2 -networks consisting of only three embedded curves meeting at two triple junctions.

The main result of the section reads as follows.

Theorem 3.7 (Local existence and uniqueness). *Let Σ^0 be a $C^{2+\alpha}$ theta-shaped network satisfying at both triple junctions*

$$\sum_{i=1}^3 \nabla \phi_i^o(\nu_{\Sigma^0}^i) = 0$$

and admitting a parametrization satisfying the second order compatibility condition (3.8). Then there exists a unique smooth geometric flow starting from Σ^0 .

As observed in Remark 3.6, concerning existence we just need to prove the existence of a special flow. Then uniqueness follows from uniqueness of the special flow.

We postpone the proof after several auxiliary results. Before going further, we recall some notions related to parabolic Hölder spaces. For a function $v : [0, T] \times [0, 1] \rightarrow \mathbb{R}$ and $\alpha \in (0, 1]$ we let

$$[v]_{\alpha, x} := \sup_{t \in [0, T], x, y \in [0, 1], x \neq y} \frac{|v(t, x) - v(t, y)|}{|x - y|^\alpha},$$

$$[v]_{\alpha, t} := \sup_{s, t \in [0, T], s \neq t, x \in [0, 1]} \frac{|v(s, x) - v(t, x)|}{|s - t|^\alpha}.$$

For $\alpha \in (0, 1]$ and $k \in \mathbb{N}_0 := \mathbb{N} \cup \{0\}$ we denote by $C^{\frac{k+\alpha}{2}, k+\alpha}([0, T] \times [0, 1])$ the space of all functions $v : [0, T] \times [0, 1] \rightarrow \mathbb{R}$ whose continuous derivatives $\partial_t^i \partial_x^j v$ exist for all $i, j \in \mathbb{N}_0$ with $2i + j \leq k$ and satisfy

$$\|v\|_{C^{\frac{k+\alpha}{2}, k+\alpha}([0, T] \times [0, 1])} := \sum_{2i+j=0}^k \sup_{t \in [0, T], x \in [0, 1]} |\partial_t^i \partial_x^j v(t, x)|$$

$$+ \sum_{2i+j=k} [\partial_t^i \partial_x^j v]_{\alpha, x} + \sum_{k+\alpha-2i-j < 2} [\partial_t^i \partial_x^j v]_{\frac{k+\alpha-2i-j}{2}, t} < +\infty.$$

The $C^{\frac{k+\alpha}{2}, k+\alpha}$ -norm of a *vector valued map* is the sum of the norms of its components. We also adopt the following conventions:

- whenever it is clear from the context, we set

$$C_T^{\frac{k+\alpha}{2}, k+\alpha} := C^{\frac{k+\alpha}{2}, k+\alpha}([0, T] \times [0, 1]; \mathbb{R}^2)$$

and

$$\|v\|_{C_T^{\frac{k+\alpha}{2}, k+\alpha}} := \|v\|_{C^{\frac{k+\alpha}{2}, k+\alpha}([0, T] \times [0, 1]; \mathbb{R}^2)};$$

- for functions v depending only on one variable (space or time), we set

$$C^{k+\alpha} := C^{k+\alpha}([0, 1]; \mathbb{R}^2) \quad \text{and} \quad C_T^{\frac{k+\alpha}{2}} := C^{\frac{k+\alpha}{2}}([0, T]; \mathbb{R}^2)$$

and

$$\|v\|_{k+\alpha} := \|v\|_{C^{k+\alpha}([0, 1]; \mathbb{R}^2)} \quad \text{and} \quad \|v\|_{\frac{k+\alpha}{2}, T} := \|v\|_{C^{\frac{k+\alpha}{2}}([0, T]; \mathbb{R}^2)}.$$

By

$$\mathcal{X}_n^{k,\alpha}$$

we denote the set of n -tuples $\sigma := (\sigma^1, \dots, \sigma^n) \in [C^{k+\alpha}]^n$ such that $\bigcup_{i=1}^n \sigma^i([0, 1])$ is a network with only triple junctions. Similarly, we denote by

$$\mathcal{X}_n^{k,\alpha,T}$$

the set of all n -tuples $\sigma := (\sigma^1, \dots, \sigma^n) \in [C_T^{\frac{k+\alpha}{2}, k+\alpha}]^n$ such that $\sigma(t) = (\sigma^1(t, \cdot), \dots, \sigma^n(t, \cdot)) \in \mathcal{X}_n^{k,\alpha}$ for any $t \in [0, T]$.

We start with a general result related to the existence of special smooth geometric flows.

Assumption 3.8.

- (A) $\Theta := (\theta_1, \theta_2, \theta_3)$ are positively one-homogeneous $C^{3+\alpha}$ -functions in $\mathbb{R}^2 \setminus \{0\}$ for some $\alpha \in (0, 1]$,
- (B) $\mathcal{B} := (\beta_1, \beta_2, \beta_3)$ are even $C^{2+\alpha}$ -functions defined in a tubular neighborhood of the unit circle \mathbb{S}^1 such that

$$0 < m \leq \min_{\nu \in \mathbb{S}^1} \beta_i(\nu) \leq \max_{\nu \in \mathbb{S}^1} \beta_i(\nu) \leq \frac{1}{m}, \quad i = 1, 2, 3,$$

for some $m \in (0, 1]$,

- (C) $\mathcal{F} := (f^1, f^2, f^3) \in (C_T^\alpha)^3$.

The first variation formula (3.1) for length shows that for the anisotropic curvature flow we need to choose

$$\theta_i(\tau) = \phi_i^o(\tau^\perp) \quad \text{and} \quad \beta_i(\tau) = \phi_i^o(\tau^\perp) \nabla^2 \phi_i^o(\tau^\perp) \tau \cdot \tau \quad \text{and} \quad f_i = 0.$$

Notice that in Assumption 3.8 (A) we are not assuming θ_i to be even.

Theorem 3.9. *Let $k \geq 2$, $\alpha \in (0, 1]$ and let $\sigma \in \mathcal{X}_3^{k,\alpha}$ satisfy the compatibility conditions*

$$\begin{cases} \sigma^1(y) = \sigma^2(y) = \sigma^3(y), \\ \sum_{i=1}^3 \nabla \theta_i \left(\frac{\sigma_x^i(y)}{|\sigma_x^i(y)|} \right) = 0, \\ \beta_i \left(\frac{\sigma_x^i(y)}{|\sigma_x^i(y)|} \right) \frac{\sigma_{xx}^i(y)}{|\sigma_x^i(y)|^2} = \beta_j \left(\frac{\sigma_x^j(y)}{|\sigma_x^j(y)|} \right) \frac{\sigma_{xx}^j(y)}{|\sigma_x^j(y)|^2}, \quad i, j = 1, 2, 3, \end{cases} \quad (3.9)$$

whenever $y = 0$ or $y = 1$. Let \mathcal{F} be such that

$$f^i(t, y) = f^j(t, y) \quad \text{whenever } (t, y) \in [0, T] \times \{0, 1\}.$$

Then there exist $T > 0$ and a unique flow $u(t) = (u^1(t, \cdot), u^2(t, \cdot), u^3(t, \cdot)) \in \mathcal{X}_3^{k+2,\alpha,T}$ of networks such that

$$\begin{cases} u(0, x) = \sigma(x) & \text{for } x \in [0, 1], \\ u^1(t, y) = u^2(t, y) = u^3(t, y) & \text{for } t \in [0, T] \text{ and } y \in \{0, 1\}, \\ \sum_{i=1}^3 \nabla \theta_i \left(\frac{u_x^i(t, y)}{|u_x^i(t, y)|} \right) = 0, & \text{for } t \in [0, T] \text{ and } y \in \{0, 1\}, \\ u_t^i = \beta_i \left(\frac{u_x^i}{|u_x^i|} \right) \frac{u_{xx}^i}{|u_x^i|^2} + f^i & \text{in } [0, T] \times [0, 1] \text{ and } i = 1, 2, 3. \end{cases} \quad (3.10)$$

To prove the theorem we follow the arguments of [35, Section 3]. Namely, we linearize the problem near the initial and boundary data, then using the results of Solonnikov [44] we solve the linear problem, and finally, using careful Hölder estimates we reduce the problem to a

Banach fixed point argument. Note that in [35] the authors consider just one anisotropy and networks having a single triple junction together with a Dirichlet boundary condition.

We divide the proof into several steps.

3.5.1. *Main functional spaces.* For $T > 0$, $k \geq 2$, $\alpha \in (0, 1]$ and $M > 0$ let

$$X_{M,T}^j := \left\{ v \in C_T^{\frac{k+\alpha}{2}, k+\alpha} : \|v\|_{C_T^{\frac{k+\alpha}{2}, k+\alpha}} \leq M, v(0, \cdot) = \sigma^j(\cdot) \right\}$$

for $j = 1, 2, 3$. Note that if M is large, then $X_{M,T}^j$ is non-empty.

Lemma 3.10. *For $\sigma \in \mathcal{X}_3^{k,\alpha}$ assume that*

$$\min_{z \in [0,1]} |\sigma_x^j(z)| = \delta > 0, \quad j = 1, 2, 3.$$

Then for any $v \in X_{M,T}^j$ one has

$$\min_{t \in [0,T], z \in [0,1]} |v_x(t, z)| \geq \delta/2$$

provided that

$$T \leq \frac{\delta}{2M}. \tag{3.11}$$

Proof. Since

$$v_x(t, z) = v_x(0, z) + \int_0^t v_{tx}(s, z) ds,$$

by the Hölder estimate of $v \in X_{M,T}^j$ we have

$$|v_x(t, z)| \geq |v_x(0, z)| - \int_0^t |v_{tx}(s, z)| ds \geq \delta - Mt \geq \frac{\delta}{2},$$

whenever $t \leq T \leq \frac{\delta}{2M}$. □

From now on we assume (3.11) and we set

$$\mathcal{R}_{M,T} := \prod_{j=1}^3 X_{M,T}^j. \tag{3.12}$$

This will be our main functional space.

3.5.2. *Linearized problem.* Given $\bar{u} = (\bar{u}_1, \bar{u}_2, \bar{u}_3) \in \mathcal{R}_{M,T}$, we look for $u = (u_1, u_2, u_3) \in [C_T^{\frac{k+\alpha}{2}, k+\alpha}]^3$ solving the linear system of PDE's

$$\begin{cases} u_t^j - \alpha_j u_{xx}^j = F_{\bar{u}}^j, \\ u^j(0, x) = \sigma^j(x), \end{cases} \tag{3.13}$$

where $j = 1, 2, 3$,

$$\alpha_j := \frac{\beta_j \left(\frac{\sigma_x^j}{|\sigma_x^j|} \right)}{|\sigma_x^j|^2}, \quad F_{\bar{u}}^j := f^j + \left(\frac{\beta_j \left(\frac{\bar{u}_x^j}{|\bar{u}_x^j|} \right)}{|\bar{u}_x^j|^2} - \alpha_j \right) \bar{u}_{xx}^j,$$

with the linearized boundary conditions

$$u^1(t, y) = u^2(t, y) = u^3(t, y), \tag{3.14}$$

$$\sum_{j=1}^3 \left(\theta_j \left(\frac{\sigma_x^j(y)}{|\sigma_x^j(y)|} \right) \frac{u_x^j(t,y)}{|\sigma_x^j(y)|} + \left[\nabla \theta_j \left(\frac{\sigma_x^j(y)}{|\sigma_x^j(y)|} \right) \cdot \frac{[\sigma_x^j(y)]^\perp}{|\sigma_x^j(y)|} \right] \frac{[u_x^j(t,y)]^\perp}{|\sigma_x^j(y)|} \right) = B_{\bar{u}}(t,y) \quad (3.15)$$

for $(t,y) \in [0,T] \times \{0,1\}$, where

$$B_{\bar{u}}(t,y) := \sum_{j=1}^3 \left\{ \left[\theta_j \left(\frac{\sigma_x^j(y)}{|\sigma_x^j(y)|} \right) \frac{1}{|\sigma_x^j(y)|} - \theta_j \left(\frac{\bar{u}_x^j(t,y)}{|\bar{u}_x^j(t,y)|} \right) \frac{1}{|\bar{u}_x^j(t,y)|} \right] \bar{u}_x^j(t,y) + \left(\left[\nabla \theta_j \left(\frac{\sigma_x^j(y)}{|\sigma_x^j(y)|} \right) \cdot \frac{[\sigma_x^j(y)]^\perp}{|\sigma_x^j(y)|} \right] \frac{1}{|\sigma_x^j(y)|} - \left[\nabla \theta_j \left(\frac{\bar{u}_x^j(t,y)}{|\bar{u}_x^j(t,y)|} \right) \cdot \frac{[\bar{u}_x^j(t,y)]^\perp}{|\bar{u}_x^j(t,y)|} \right] \frac{1}{|\bar{u}_x^j(t,y)|} \right) [\bar{u}_x^j(t,y)]^\perp \right\}.$$

In the linearization (3.15) of condition (3.3) we used the positive one-homogeneity and continuous differentiability of θ_j , hence,

$$\theta_j(a) = \nabla \theta_j(a) \cdot a, \quad a \in \mathbb{R}^2 \setminus \{0\},$$

which implies

$$\nabla \theta_j(a) = (\nabla \theta_j(a) \cdot a) a + (\nabla \theta_j(a) \cdot a^\perp) a^\perp = \theta_j(a) a + (\nabla \theta_j(a) \cdot a^\perp) a^\perp, \quad a \in \mathbb{S}^1.$$

3.5.3. Solvability of the linear problem. To check solvability we need to check that the linear system is compatible with boundary and initial data [44].

We use the Fourier symbols $p = \partial_t$ and $\xi = \partial_x$. The linear operator corresponding to the linear system (3.13) has the 6×6 -matrix

$$\mathcal{L}(x,p,\xi) = \begin{pmatrix} (p - \alpha_1 \xi^2) \mathbf{I} & \mathbf{O} & \mathbf{O} \\ \mathbf{O} & (p - \alpha_2 \xi^2) \mathbf{I} & \mathbf{O} \\ \mathbf{O} & \mathbf{O} & (p - \alpha_3 \xi^2) \mathbf{I} \end{pmatrix},$$

where $\alpha_i := \alpha_i(x)$, $\xi, p \in \mathbb{C}$ and

$$\mathbf{I} = \begin{pmatrix} 1 & 0 \\ 0 & 1 \end{pmatrix}, \quad \mathbf{O} = \begin{pmatrix} 0 & 0 \\ 0 & 0 \end{pmatrix}.$$

In particular, for $i = \sqrt{-1}$ and $\xi, p \in \mathbb{C}$

$$L(x,p,i\xi) := \det \mathcal{L}(x,p,i\xi) = \prod_{j=1}^3 (p + \alpha_j \xi^2)^2,$$

and the matrix

$$\widehat{\mathcal{L}}(x,p,i\xi) := L(x,p,i\xi) \mathcal{L}(x,p,i\xi)^{-1}$$

reads as

$$\widehat{\mathcal{L}}(x,p,i\xi) = \begin{pmatrix} (p + \alpha_2 \xi^2)(p + \alpha_3 \xi^2) \mathbf{I} & \mathbf{O} & \mathbf{O} \\ \mathbf{O} & (p + \alpha_1 \xi^2)(p + \alpha_3 \xi^2) \mathbf{I} & \mathbf{O} \\ \mathbf{O} & \mathbf{O} & (p + \alpha_1 \xi^2)(p + \alpha_2 \xi^2) \mathbf{I} \end{pmatrix}.$$

Since

$$\alpha_j = \frac{\beta_j(\sigma_x^j/|\sigma_x^j|)}{|\sigma_x^j|^2} \geq m \min \left\{ \frac{1}{|\sigma_x^j(x)|} : j = 1, 2, 3, x \in [0,1] \right\} > 0,$$

the system (3.13) is parabolic, here m is given by Assumption 3.8 (B).

Following [35], fix $p \in \mathbb{C} \setminus \{0\}$ with $\Re(p) \geq 0$. Then the polynomial $L(x, p, i\tau)$, $\tau \in \mathbb{C}$, has six roots with positive imaginary part and six roots with negative imaginary part. More precisely, setting $p = |p|e^{i\zeta_p}$ with $|\zeta_p| \leq \pi/2$ and

$$\begin{aligned}\tau_j^+ &:= \tau_j^+(x, p) = \sqrt{\frac{|p|}{\alpha_j}} e^{i\left(\frac{\pi}{2} + \frac{\zeta_p}{2}\right)}, \\ \tau_j^- &:= \tau_j^-(x, p) = \sqrt{\frac{|p|}{\alpha_j}} e^{i\left(\frac{3\pi}{2} + \frac{\zeta_p}{2}\right)},\end{aligned}\tag{3.16}$$

we may write

$$L(x, p, i\tau) = \prod_{j=1}^3 \alpha_j^2 (\tau - \tau_j^+)^2 (\tau - \tau_j^-)^2.$$

Let

$$P^+ := P^+(x, p, \tau) = \prod_{j=1}^3 (\tau - \tau_j^+)^2.$$

Now we turn to define the matrix associated to the boundary conditions (3.14)-(3.15). It is given as

$$\mathcal{B}(y, \xi) = \begin{pmatrix} \mathbf{I} & -\mathbf{I} & \mathbf{O} \\ \mathbf{O} & \mathbf{I} & -\mathbf{I} \\ \mathbf{Q}_1 & \mathbf{Q}_2 & \mathbf{Q}_3 \end{pmatrix}, \quad y = 0, 1, \quad \xi \in \mathbb{C},$$

where

$$\mathbf{Q}_j := b_{j1} \begin{pmatrix} \xi & 0 \\ 0 & \xi \end{pmatrix} + b_{j2} \begin{pmatrix} 0 & -\xi \\ \xi & 0 \end{pmatrix}, \quad j = 1, 2, 3,$$

with all the coefficients evaluated at $y = 0$ and $y = 1$, and

$$b_{j1} := \frac{1}{|\sigma_x^j(y)|} \theta_j \left(\frac{\sigma_x^j(y)}{|\sigma_x^j(y)|} \right), \quad b_{j2} := \nabla \theta_j \left(\frac{\sigma_x^j(y)}{|\sigma_x^j(y)|} \right) \cdot \frac{[\sigma_x^j(y)]^\perp}{|\sigma_x^j(y)|^2}.\tag{3.17}$$

Consider the matrix

$$\begin{aligned}\mathcal{A}(y, p, i\tau) &:= \mathcal{B}(y, i\tau) \widehat{\mathcal{L}}(y, p, i\tau) = \\ &\begin{pmatrix} (p + \alpha_2 \tau^2)(p + \alpha_3 \tau^2) \mathbf{I} & -(p + \alpha_1 \tau^2)(p + \alpha_3 \tau^2) \mathbf{I} & \mathbf{O} \\ \mathbf{O} & (p + \alpha_1 \tau^2)(p + \alpha_3 \tau^2) \mathbf{I} & -(p + \alpha_1 \tau^2)(p + \alpha_2 \tau^2) \mathbf{I} \\ (p + \alpha_2 \tau^2)(p + \alpha_3 \tau^2) \mathbf{Q}_1 & (p + \alpha_1 \tau^2)(p + \alpha_3 \tau^2) \mathbf{Q}_2 & (p + \alpha_1 \tau^2)(p + \alpha_2 \tau^2) \mathbf{Q}_3 \end{pmatrix}.\end{aligned}$$

By definition, the complementary condition holds [44] if the rows of this matrix are linearly independent modulo P^+ whenever $p \neq 0$ with $\Re(p) \geq 0$. Thus, we need to check if $w \in \mathbb{R}^6$ (considered as a 1×6 -matrix) is such that

$$w \cdot \mathcal{A}(y, p, i\tau) = (0, 0, 0, 0, 0, 0) \quad \text{mod } P^+,$$

then $w = 0$. This equation yields six linear equations. For instance, for the first column of \mathcal{A} we have

$$(p + \alpha_2 \tau^2)(p + \alpha_3 \tau^2) (w_1 + ib_{11} w_5 \tau + ib_{12} w_6 \tau) = 0 \quad \text{mod } P^+.$$

Then by the definition of P^+ we have

$$w_1 + ib_{11} w_5 \tau + ib_{12} w_6 \tau = 0 \quad \text{mod } (\tau - \tau_1^+),$$

or equivalently,

$$w_1 + ib_{11} w_5 \tau_1^+ + ib_{12} w_6 \tau_1^+ = 0.$$

Treating similarly the remaining columns we get

$$\begin{cases} w_1 + ib_{11}\tau_1^+ w_5 + ib_{12}\tau_1^+ w_6 = 0, \\ w_2 - ib_{12}\tau_1^+ w_5 + ib_{11}\tau_1^+ w_6 = 0, \\ -w_1 + w_3 + ib_{21}\tau_2^+ w_5 + ib_{22}\tau_2^+ w_6 = 0, \\ -w_2 + w_4 - ib_{22}\tau_2^+ w_5 + ib_{21}\tau_2^+ w_6 = 0, \\ -w_3 + ib_{31}\tau_3^+ w_5 + ib_{32}\tau_3^+ w_6 = 0, \\ -w_4 - ib_{32}\tau_3^+ w_5 + ib_{31}\tau_3^+ w_6 = 0. \end{cases}$$

The determinant of this system is computed as

$$\begin{aligned} \Delta &:= \det \begin{pmatrix} 1 & 0 & 0 & 0 & ib_{11}\tau_1^+ & ib_{12}\tau_1^+ \\ 0 & 1 & 0 & 0 & -ib_{12}\tau_1^+ & ib_{11}\tau_1^+ \\ -1 & 0 & 1 & 0 & ib_{21}\tau_2^+ & ib_{22}\tau_2^+ \\ 0 & -1 & 0 & 1 & -ib_{22}\tau_2^+ & ib_{21}\tau_2^+ \\ 0 & 0 & -1 & 0 & ib_{31}\tau_3^+ & ib_{32}\tau_3^+ \\ 0 & 0 & 0 & -1 & -ib_{32}\tau_3^+ & ib_{31}\tau_3^+ \end{pmatrix} \\ &= -(b_{11}\tau_1^+ + b_{21}\tau_2^+ + b_{31}\tau_3^+)^2 - (b_{12}\tau_1^+ + b_{22}\tau_2^+ + b_{32}\tau_3^+)^2. \end{aligned}$$

Now recalling the definitions of b_{ij} in (3.17) and of τ_j^+ in (3.16) we get

$$\Delta = p \left[\sum_{j=1}^3 \theta_j \left(\frac{\sigma_x^j}{|\sigma_x^j|^2 \alpha_j} \right) \right]^2 + p \left[\sum_{j=1}^3 \nabla \theta_j \left(\frac{\sigma_x^j}{|\sigma_x^j|} \right) \cdot \frac{[\sigma_x^j]^\perp}{|\sigma_x^j|^2 \alpha_j} \right]^2 \neq 0.$$

Thus, $w = 0$.

Now we check the complementary conditions for the initial datum. Let \mathcal{C} be the 6×6 -identity matrix. Note that at $t = 0$ we have $\mathcal{C}u = \sigma$. We need to check that the rows of the matrix

$$\mathcal{D}(x, p) = \mathcal{C} \cdot \widehat{\mathcal{L}}(x, p, 0) = \begin{pmatrix} p^2 \mathbf{I} & \mathbf{O} & \mathbf{O} \\ \mathbf{O} & p^2 \mathbf{I} & \mathbf{O} \\ \mathbf{O} & \mathbf{O} & p^2 \mathbf{I} \end{pmatrix}$$

are linearly independent modulo $L(x, p, 0) = p^6$, which is obvious.

In view of (3.9) the linear problem satisfies the compatibility condition of order 0, and therefore, by the theory of linear parabolic systems [44], there exists a unique solution $u \in [C_T^{\frac{2+\alpha}{2}, 2+\alpha}]^3$ of (3.13)-(3.15) satisfying

$$\sum_{j=1}^3 \|u^j\|_{C_T^{\frac{2+\alpha}{2}, 2+\alpha}} \leq C_0 \left[\sum_{j=1}^3 \left(\|F_u^j\|_{C_T^{\frac{\alpha}{2}, \alpha}} + \|\sigma^j\|_{C^{2+\alpha}} \right) + \|B_{\bar{u}}\|_{C_T^{\frac{1+\alpha}{2}}} \right], \quad (3.18)$$

where $C_0 > 0$ does not depend on T .

3.5.4. Self-map property. Now taking a larger $M > 1$ and a smaller T if necessary, we show that for any $\bar{u} \in \mathcal{R}_{M, T}$ the unique solution u of (3.13)-(3.15) also belongs to $\mathcal{R}_{M, T}$.

To this aim we estimate $\|F_{\bar{u}}^j\|_{C_T^{\frac{\alpha}{2}, \alpha}}$ and $\|B_{\bar{u}}\|_{C_T^{\frac{1+\alpha}{2}}}$ in (3.18). By the definition of $F_{\bar{u}}^j$ we have

$$\|F_{\bar{u}}^j\|_{C_T^{\frac{\alpha}{2}, \alpha}} \leq \|f^j\|_{C_T^{\frac{\alpha}{2}, \alpha}} + C_1 \left\| \left(\frac{\beta_j(\frac{\bar{u}_x^j}{|\bar{u}_x^j|})}{|\bar{u}_x^j|^2} - \frac{\beta_j(\frac{\sigma_x^j}{|\sigma_x^j|})}{|\sigma_x^j|^2} \right) \right\|_{C_T^{\frac{\alpha}{2}, \alpha}} \|\bar{u}_{xx}^j\|_{C_T^{\frac{\alpha}{2}, \alpha}}.$$

Since $\beta_j \in C^{2+\alpha}$ out of the origin and $|u| \geq \delta/2$ for all $u \in \mathcal{R}_{M,T}$ (Lemma 3.10), by Lemma 5.2

$$\left\| \left(\frac{\beta_j(\frac{\bar{u}_x^j}{|\bar{u}_x^j|})}{|\bar{u}_x^j|^2} - \frac{\beta_j(\frac{\sigma_x^j}{|\sigma_x^j|})}{|\sigma_x^j|^2} \right) \right\|_{C_T^{\frac{\alpha}{2},\alpha}} \leq 3C_2M^2 \|\bar{u}_x^j - \sigma_x^j\|_{C_T^{\frac{\alpha}{2},\alpha}}$$

for some $C_2 > 0$ depending only on δ , $\|\beta^j\|_\infty$, $\|\nabla\beta^j\|_\infty$ and $\|\nabla^2\beta^j\|_\infty$. Since $\bar{u}^j(0, \cdot) = \sigma^j$, by the fundamental theorem of calculus and the choice of $\mathcal{R}_{M,T}$ we have

$$\|\bar{u}_x^j - \sigma_x^j\|_{C_T^{\frac{\alpha}{2},\alpha}} \leq MT$$

and therefore, taking into account also $\|\bar{u}_{xx}^j\|_{C_T^{\frac{\alpha}{2},\alpha}} \leq M$ we get

$$\|F_{\bar{u}}^j\|_{C_T^{\frac{\alpha}{2},\alpha}} \leq \|f^j\|_{C_T^{\frac{\alpha}{2},\alpha}} + 3C_1C_2M^4T.$$

Similarly,

$$\|B_{\bar{u}}\|_{C_T^{\frac{1+\alpha}{2}}} \leq C_3M^4T$$

for some constant C_3 depending only on $\|\theta_j\|_\infty$, $\|\nabla\theta_j\|_\infty$, $\|\nabla^2\theta_j\|_\infty$, $\|\nabla^3\theta_j\|_\infty$ and δ .

Inserting these estimates in (3.18) we get

$$\|u\|_{C_T^{\frac{2+\alpha}{2},2+\alpha}} \leq C_0 \sum_{i=1}^3 \left[\|f^j\|_{C_T^{\frac{\alpha}{2},\alpha}} + \|\sigma^j\|_{C^{2+\alpha}} \right] + C_0(3C_1C_2 + C_3)M^4T.$$

Hence, if we choose

$$M := 1 + 2C_0 \sum_{i=1}^3 \left[\|f^j\|_{C_T^{\frac{\alpha}{2},\alpha}} + \|\sigma^j\|_{C^{2+\alpha}} \right],$$

then

$$\|u\|_{C_T^{\frac{2+\alpha}{2},2+\alpha}} \leq M$$

provided

$$T \leq \frac{M+1}{2C_0(3C_1C_2 + C_3)M^4}.$$

3.5.5. Contraction property. Given $\bar{u}, \bar{v} \in \mathcal{R}_{M,T}$, let $u = \mathcal{S}_{\bar{u}}$ and $v = \mathcal{S}_{\bar{v}} \in \mathcal{R}_{M,T}$ be the corresponding solutions to (3.13)-(3.15). Choosing T smaller if necessary let us show that

$$\|\mathcal{S}_{\bar{u}} - \mathcal{S}_{\bar{v}}\|_{C_T^{\frac{2+\alpha}{2},2+\alpha}} \leq \frac{1}{2} \|\bar{u} - \bar{v}\|_{C_T^{\frac{2+\alpha}{2},2+\alpha}}.$$

Let $w = u - v$. Then w solves the linear system

$$\begin{cases} w_t^j - \alpha_j w_{xx}^j = F_{\bar{u}}^j - F_{\bar{v}}^j, \\ w^j(0, \cdot) = 0, \end{cases}$$

coupled with the boundary conditions

$$\begin{aligned} w^1(t, 0) &= w^2(t, 0) = w^3(t, 0), \\ \sum_{j=1}^3 \left(\theta_j \left(\frac{\sigma_x^j(y)}{|\sigma_x^j(y)|} \right) \frac{w_x^j(t, y)}{|\sigma_x^j(y)|} + \left[\nabla\theta_j \left(\frac{\sigma_x^j(y)}{|\sigma_x^j(y)|} \right) \cdot \frac{[\sigma_x^j(y)]^\perp}{|\sigma_x^j(y)|} \right] \frac{[w_x^j(t, y)]^\perp}{|\sigma_x^j(y)|} \right) \\ &= B_{\bar{u}}(t, y) - B_{\bar{v}}(t, y), \end{aligned}$$

for $y = 0, 1$. As we checked above, this linear system satisfies the compatibility and complementary conditions, and thus it admits a unique solution, satisfying

$$\|w\|_{C_T^{\frac{2+\alpha}{2}, 2+\alpha}} \leq C_0 \left[\left(\|F_{\bar{u}} - F_{\bar{v}}\|_{C_T^{\frac{\alpha}{2}, \alpha}} + \|B_{\bar{u}} - B_{\bar{v}}\|_{C_T^{\frac{1+\alpha}{2}}} \right) \right].$$

Therefore, repeating the same arguments above we find

$$\|w\|_{C_T^{\frac{2+\alpha}{2}, 2+\alpha}} \leq C_4 T \|\bar{u} - \bar{v}\|_{C_T^{\frac{2+\alpha}{2}, 2+\alpha}},$$

where C_4 depends only on δ , M , β_j and θ_j . Now possibly reducing $T > 0$ if necessary we deduce the required contraction property.

3.5.6. Proof of Theorem 3.9. Finally, using the Banach fixed point theorem we conclude that there exists a unique $u \in \mathcal{R}_{M,T}$ solving system (3.10).

3.6. Evolution of networks in the Euclidean setting. Starting from the work [17], a vast literature is dedicated to the curvature-driven flow of networks (see e.g. [33, 38, 39, 40, 41] and references therein). In this section we shortly describe known results related to evolution of networks in the Euclidean setting; we refer to the recent survey [40] for more details.

In the Euclidean setting, the condition (3.3) at the triple junctions reduces to a 120° -condition between normals. The existence and regularity of a flow with Dirichlet boundary conditions has been established, for instance, in [17, 41]. Here one needs to assume the 120° -condition at all triple junctions of the initial network.

The behaviour of such a smooth flow near the maximal time, as in the curvature evolution of closed curves, is obtained using integral estimates for the curvature. Namely,

Theorem 3.11. *Let $\{\Sigma_t\}_{t \in [0, T]}$ be the smooth geometric flow in the maximal time interval $[0, T)$, starting from an (admissible) network Σ_0 in a bounded convex open set Ω with Dirichlet boundary conditions on $\partial\Omega$. Then:*

- either the lower limit of the length of at least one curve in Σ_t converges to 0 as $t \nearrow T$,
- or

$$\limsup_{t \nearrow T} \int_{\Sigma_t} \kappa^2 dx = +\infty.$$

Moreover, if the lengths of all curves in Σ_t are uniformly bounded away from zero as $t \nearrow T$, then there exists $C > 0$ such that

$$\int_{\Sigma_t} \kappa^2 dx \geq \frac{C}{\sqrt{T-t}} \quad \text{for all } t < T. \quad (3.19)$$

Note that under the uniform lower bound on the length, (3.19) implies

$$\max_{\Sigma_t} \kappa^2 \geq \frac{C'}{\sqrt{T-t}} \quad \text{for all } t < T, \quad (3.20)$$

where C' depends also on the lengths of the curves, which is slightly weaker than in the blow up case of closed curves $\{\gamma_t\}_{t \in [0, T)}$, which reads as

$$\max_{\gamma_t} \kappa^2 \geq \frac{C}{T-t} \quad \text{for all } t < T.$$

However, the latter estimate for networks is not known even for simple triods (three smooth curves with a single triple junction).

The next question is the blow-up behaviour of the rescaled networks near the maximal time. As in the closed curves setting, one can establish Huisken's monotonicity formula for

networks [33, 40] and then, using parabolic rescaling, one approaches some limiting network as $t \nearrow T$. A complete classification of these limiting networks is a hard problem, because they could be not regular; for example, we may lose the 120° condition (collapse of two triple junctions), two curves of the network may collapse (higher-multiplicity), or even some phase may collapse to a point or segment. Of course, one of the possibilities are self-shrinking networks; for their classification we refer to [5, 6, 22, 40].

3.7. Long time behaviour of the anisotropic flow. We recall from [35] that, as in the Euclidean curvature flow of networks, at the maximal time in a triod with Dirichlet boundary conditions either some of the curves disappear or the curvature of some curve blows up and also near the maximal time the L^2 -norm of the curvature satisfies (3.20) provided that the length of the curves is uniformly bounded away from zero.

However, to our knowledge, not much is known on theta-shaped networks near the maximal existence time even in the case of a single noneuclidean anisotropy: in this case we cannot straightforwardly repeat/adapt the arguments of [35] because (as in the isotropic case) we could have not only singularities related to the blow-up of the curvature or disappearance of a curve, but also collapse of triple points or region disappearance. Moreover, the problem of existence of homothetically shrinking theta-shaped networks seems open in the anisotropic case. Recall that in the isotropic case such a homothetic network does not exist [4].

4. CRYSTALLINE CURVATURE FLOW OF NETWORKS

The classical definition of curvature in the smooth case breaks down if we lack the smoothness of the anisotropy, for instance in with crystalline case. As in the two-phase case [7, 9, 14, 28, 29, 30, 45, 46, 47, 48], the crystalline curvature becomes nonlocal and its definition requires a special class of networks, admitting a Cahn-Hoffman vector field.

In this section we extend the definition of smooth anisotropic curvature flow to the polycrystalline case, generalizing [10]. Unless otherwise stated, in what follows we only consider even crystalline anisotropies.

For simplicity, we assume that any curve we consider is polygonal, consisting of finitely many (at least one) segments and at most one half-line, having fixed its unit normal (via parametrization).

Definition 4.1.

- (a) **Distance vector between two parallel lines and segments/half-lines.** Let L_1 and L_2 be two parallel lines. A vector H is called a *distance vector of L_2 from L_1* if $|H| = \text{dist}(L_1, L_2)$ and $x_0 + H \in L_2$ for any $x_0 \in L_1$. In other words, $L_2 = L_1 + H$. Similarly, given two parallel segments/half-lines S and T a vector H is a *distance vector of S from T* if H is the distance vector of the line containing T from that of S . We write

$$H(S, T)$$

to denote the distance vector of a segment/half-line S from a segment/half-line T .

- (b) **Parallel networks.** Let $\Sigma = \bigcup_{i=1}^n \Sigma_i$ be a polygonal network such that each curve Σ_i consists of $m_i \geq 0$ segments $S_1^i, \dots, S_{m_i}^i$ (in the increasing order of parametrization⁹ of Σ_i) and $l_i \in \{0, 1\}$ half-lines L_i , $m_i + l_i \geq 1$. We say that a network $\bar{\Sigma}$ is a *parallel to Σ* provided that:
- it consists of n embedded curves $\bar{\Sigma}_1, \dots, \bar{\Sigma}_n$;

⁹i.e. each S_j^i starts from the point where S_{j-1}^i ends.

- for each i the curve $\bar{\Sigma}_i$ consists of m_i segments $\bar{S}_1^i, \dots, \bar{S}_{m_i}^i$ (in the same order as in $\bar{\Sigma}_i$) and l_i half-lines \bar{L}_i ;
- for each $i \in \{1, \dots, n\}$ the segments S_j^i and \bar{S}_j^i are parallel for all j and \bar{L}_i and L_i lie on the same line;
- if q is a junction of $\Sigma_{i_1}, \dots, \Sigma_{i_k}$ for some $k \geq 3$, then $\bar{\Sigma}_{i_1}, \dots, \bar{\Sigma}_{i_k}$ form a junction in the same order as $\{\Sigma_{i_j}\}$.

(c) **Distance between parallel networks.** Let Σ and $\bar{\Sigma}$ be parallel networks. We set

$$d(\Sigma, \bar{\Sigma}) := \max_{i,j} |H(S_j^i, \bar{S}_j^i)|.$$

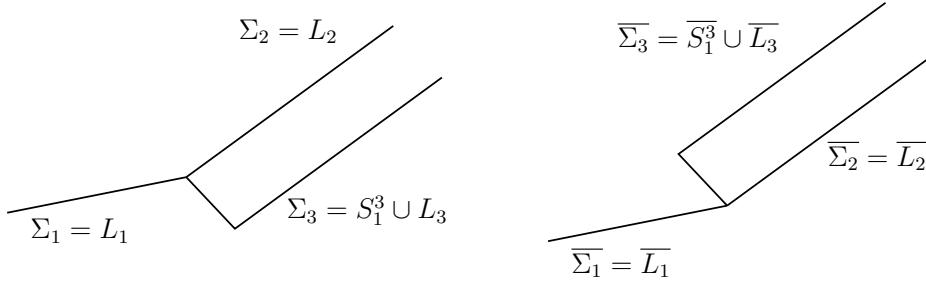


FIGURE 2. Non-parallel networks satisfying the first three assumptions of Definition 4.1(b).

Remark 4.2.

- (a) If $\nu_S = \nu_T$, then $H(S, T) = -H(T, S)$.
- (b) Two parallel networks have the same structure and only the length of segments and/or endpoints of half-lines may differ. The condition on junctions in Definition 4.1 prevents the situations drawn in Figure 2.
- (c) Given a network Σ and a sequence $\{\Sigma(k)\}$ of networks parallel to Σ the following assertions are equivalent:
 - (1) $d(\Sigma, \Sigma(k)) \rightarrow 0$;
 - (2) each segment $S_j^i(k)$ of $\Sigma(k)$ converges to the corresponding segment S_j^i of Σ in the Kuratowski sense;
 - (3) $\mathcal{H}^1(S_j^i(k)) \rightarrow \mathcal{H}^1(S_j^i)$ for all i and j .

Given parallel networks Σ and $\bar{\Sigma}$, the distance vectors of the segments of $\bar{\Sigma}$ from those of Σ are uniquely defined.

Proposition 4.3. *Let $\Phi = \{\phi_i\}_{i=1}^n$ be crystalline anisotropies, Σ and $\bar{\Sigma}$ be two parallel polygonal networks and let J and \bar{J} be two corresponding segments of Σ and $\bar{\Sigma}$. Let us write*

$$h_T := H(\bar{T}, T) \cdot \nu_T,$$

where T (resp. \bar{T}) is a segment/half-line in Σ (resp. $\bar{\Sigma}$).

- (a) *Let J do not end at a triple junction and let S', S'' be segments/half-lines of Σ which end at the endpoints of J . Then*

$$\mathcal{H}^1(\bar{J}) = \mathcal{H}^1(J) + a|h_J| + b|h_{S'}| + c|h_{S''}|,$$

where a, b, c are real numbers depending only on the angles between S', S and S, S'' .

- (b) *Let $J = [AB]$ and B be a triple junction of J and two other segments/half-lines S' and S'' .*

(b1) Let a segment/half-line T of Σ end at A . Then

$$\mathcal{H}^1(\bar{J}) = \mathcal{H}^1(J) + ah_T + bh_J + ch_{S'} + dh_{S''}, \quad (4.1)$$

where a, b, c, d are real numbers, a depends only on the angle between ν_T and ν_S , and b, c, d depend only on the angles between J, S', S'' .

(b2) Let A be another triple junction of J and segments/half-lines T' and T'' . Then

$$\mathcal{H}^1(\bar{J}) = \mathcal{H}^1(J) + ah_{T'} + bh_{T''} + ch_J + dh_{S'} + eh_{S''}, \quad (4.2)$$

where a, b, c, d, e are constants depending only on the angles between T', T'', J , and J, S', S'' .

Proof. (a) In view of the signs of $h_{S'}$, h_J and $h_{S''}$ we have eight possible configurations for the relative location of \bar{J} and J (Figure 3).

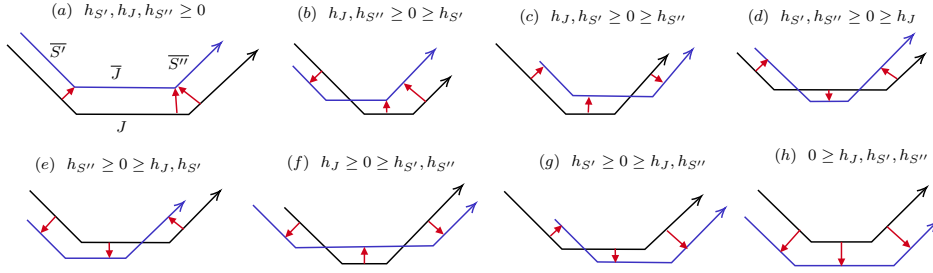


FIGURE 3. Eight possible (schematic) configurations of \bar{J} and J .

For simplicity, let us compute the length of \bar{J} in case (g) of Figure 3, i.e., $h_{S'} \geq 0 \geq h_J, h_{S''}$ see Figure 4. Clearly,

$$\mathcal{H}^1(\bar{J}) = \mathcal{H}^1(J) - \mathcal{H}^1([AE]) + \mathcal{H}^1([GB]).$$

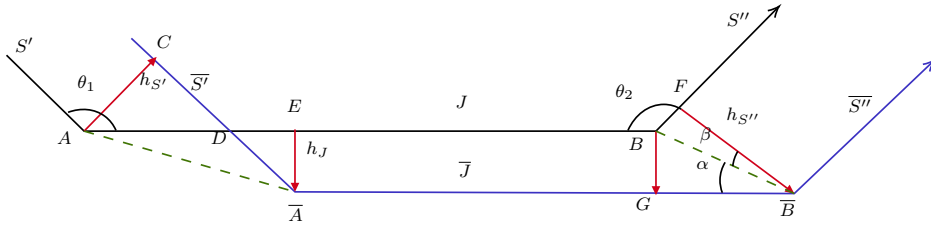


FIGURE 4. Computing the length of segment \bar{J} not ending at a triple junction.

Let us denote the angles of Σ at A and B by θ_1 and θ_2 ; obviously, these two angles are uniquely determined by $\nu_{S'}$, ν_J and $\nu_J, \nu_{S''}$, respectively. As both the angles $\angle CAD$ and $\angle D\bar{A}E$ are equal to $\theta_1 - \pi/2$,

$$\begin{aligned} \mathcal{H}^1([AE]) &= \mathcal{H}^1([AD]) + \mathcal{H}^1([DE]) \\ &= \frac{h_{S'}}{\cos(\theta_1 - \pi/2)} - h_J \tan(\theta_1 - \pi/2) = \frac{h_{S'}}{\sin \theta_1} + h_J \cot \theta_1. \end{aligned}$$

Since

$$\mathcal{H}^1([B\bar{B}]) = \frac{\mathcal{H}^1([F\bar{B}])}{\cos \angle F\bar{B}B} = \frac{\mathcal{H}^1([G\bar{B}])}{\sin \angle G\bar{B}B} \quad \text{and} \quad \angle G\bar{B}F = \theta_2 - \pi/2 = \alpha + \beta,$$

we find

$$-\frac{h_J}{\sin \alpha} = -\frac{h_{S''}}{\cos(\theta_2 - \pi/2 - \alpha)}$$

or equivalently,

$$h_J(\sin \theta_2 \cot \alpha - \cos \theta_2) = h_{S''}.$$

This implies

$$\mathcal{H}^1([G\bar{B}]) = -h_J \cot \alpha = -\frac{h_{S''}}{\sin \theta_2} - h_J \cot \theta_2.$$

Thus,

$$\mathcal{H}^1(\bar{J}) = \mathcal{H}^1(J) - \frac{h_{S'}}{\sin \theta_1} + h_J(\cot \theta_1 - \cot \theta_2) - \frac{h_{S''}}{\sin \theta_2}.$$

(b1) As in case (a) we can consider all possible relative configurations of (S', J, S'') and $(\bar{S}', \bar{J}, \bar{S}'')$ (more than 27 cases). For simplicity, let us assume that we are as in Figure 5 and let

$$x_1 := |h_J| = \mathcal{H}^1([BD]), \quad x_2 := |h_{S'}| = \mathcal{H}^1([\bar{B}F]), \quad x_3 := |h_{S''}| = \mathcal{H}^1([\bar{B}E]).$$

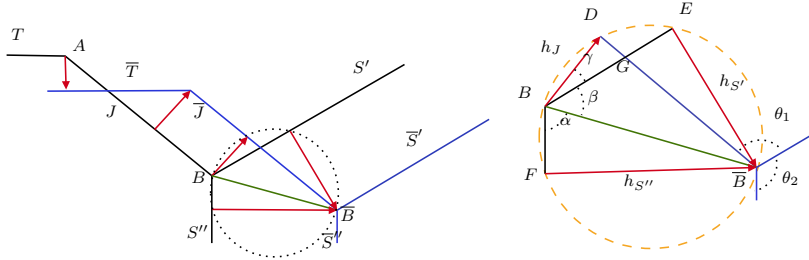


FIGURE 5. Computing the length of the segment ending at a triple junction B (case (b1) of Proposition 4.3).

We just need to compute $\mathcal{H}^1([\bar{B}D])$. Since $\gamma = \theta_1 - \pi/2$, we have

$$\mathcal{H}^1([\bar{B}D]) = \mathcal{H}^1([DG]) + \mathcal{H}^1([G\bar{B}]) = x_1 \tan \gamma + \frac{x_3}{\cos \gamma} = \frac{x_3}{\sin \theta_1} - x_1 \cot \theta_1.$$

Analogous computations can be done near A and \bar{A} . Now observing that $x_1 = h_J$, $x_2 = -h_{S'}$ and $x_3 = -h_{S''}$, we deduce (4.1). Applying (b1) at each triple point we conclude (4.2). \square

4.1. Cahn-Hoffman vector fields associated to a Lipschitz curve. Let Σ be an embedded Lipschitz curve and let ϕ be an anisotropy. We denote by $\text{Lip}_\phi(\Sigma; \mathbb{R}^2)$ the set of all vector fields $N \in \text{Lip}(\Sigma; \mathbb{R}^2)$ such that

$$\phi(N) = 1 \quad \text{and} \quad N \cdot \nu_\Sigma = \phi^o(\nu_\Sigma) \quad \mathcal{H}^1\text{-a.e. on } \Sigma. \quad (4.3)$$

Any such vector N is called a *Cahn-Hoffman vector field*. Note that (4.3) is equivalent to saying $N \in \partial\phi^o(\nu_\Sigma)$ \mathcal{H}^1 -a.e. on Σ , where $\partial\phi^o$ is the subdifferential of ϕ^o . We recall that not every Lipschitz curve admits a Cahn-Hoffman vector field. However, when it exists, we call the curve ϕ -regular.

4.2. Φ -regular networks. Let $\Sigma \subset \mathbb{R}^2$ be a network consisting of polygonal Lipschitz curves¹⁰ $\{\Sigma_i\}_{i=1}^n$ and let $\Phi = \{\phi_i\}_{i=1}^n$ be a set of anisotropies with ϕ_i associated to Σ_i . We denote by $\text{Lip}_\Phi(\Sigma; \mathbb{R}^2)$ the space of all vector fields $N : \Sigma \rightarrow \mathbb{R}^2$ such that $N|_{\Sigma_i} \in \text{Lip}_{\phi_i}(\Sigma_i; \mathbb{R}^2)$. We set

$$\mathcal{N}^\Sigma := \left\{ N \in \text{Lip}_\Phi(\Sigma; \mathbb{R}^2) : \sum_{j=1}^m (N|_{\Sigma_{i_j}}(q))^{\partial \Sigma_{i_j}} = 0 \text{ at the } m\text{-tuple point } q \right\}, \quad (4.4)$$

where $N|_{\Sigma_{i_j}}^{\partial \Sigma_{i_j}}$ is defined in (2.1) and q is endpoint of (exactly) m curves Σ_{i_j} . Any element of \mathcal{N}^Σ is called a *Cahn-Hoffman vector field associated to Σ* and any network admitting at least one Cahn-Hoffman vector field is called a *Φ -regular network*.

The condition on junctions in (4.4) is called *balance condition*¹¹.

In what follows we are mainly concerned with networks with triple junctions, and hence, in the balance condition only three vectors appear. Given three anisotropies ϕ_1, ϕ_2, ϕ_3 , let us call any triplet (X_1, X_2, X_3) such that $X_i \in \partial B_{\phi_i}$ and

$$X_1 + X_2 + X_3 = 0$$

admissible. We anticipate here that, unlike the elliptic case, the admissible triplets at a triple junction could be even uncountably many (see Lemma 4.13 below).

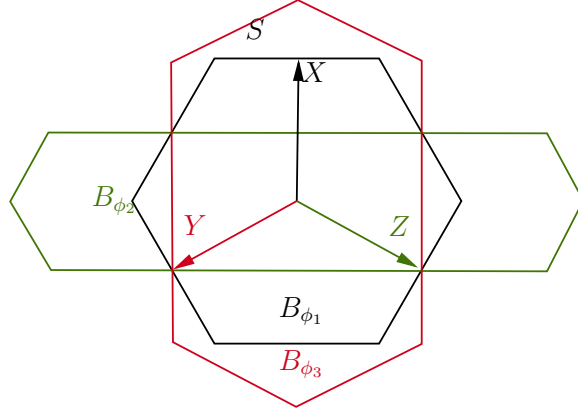


FIGURE 6. An admissible triplet for three hexagonal anisotropies ϕ_1, ϕ_2, ϕ_3 . The boundaries of hexagons B_{ϕ_2} and B_{ϕ_3} cross the boundary segments of B_{ϕ_1} at their midpoints. Therefore, if $X \in S$ is not the midpoint, then there are no $Y \in \partial B_{\phi_2}$ and $Z \in \partial B_{\phi_3}$ such that $X + Y + Z = 0$.

In the case of different anisotropies, showing $\mathcal{N}^\Sigma \neq \emptyset$ is not trivial (see Figure 6).

Remark 4.4. Let $\Phi = (\phi_1, \dots, \phi_n)$ be crystalline anisotropies and let $\Sigma = \bigcup_{i=1}^n \Sigma_i$ be a Φ -regular polygonal network.

- If $S = [AB]$ is a segment of Σ_i and $N \in \mathcal{N}^\Sigma$, then $N(A) - N(B)$ is parallel to the tangent vector τ_S to S . Moreover, $N(A)$ and $N(B)$ belong to the same edge of the Wulff shape B_{ϕ_i} , whose tangent is parallel to τ_S . In particular, if S does not end at an $m \geq 3$ -tuple junction, then any Cahn-Hoffman vector field N is uniquely defined

¹⁰As in the smooth case, we write Σ_k and ϕ_k in places of Σ_{ij} and ϕ_{ij} .

¹¹Which is a version of Herring condition.

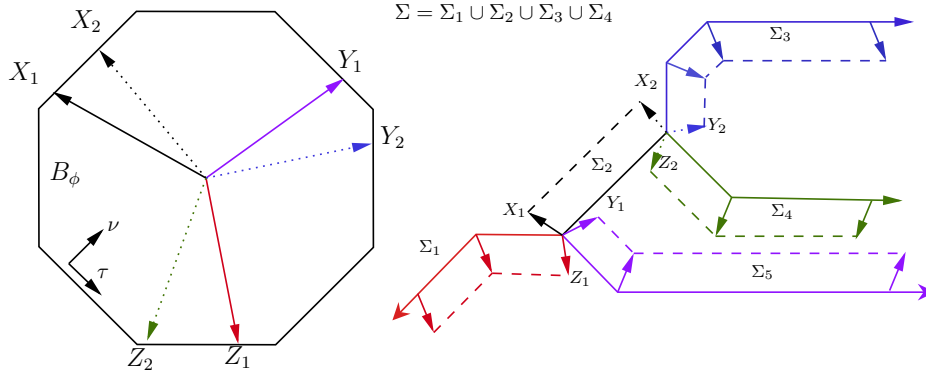


FIGURE 7. A possible definition of Cahn-Hoffman vector field using only its values at the vertices and at triple junctions in the case of a single anisotropy. Note that the Cahn-Hoffman vector is uniquely defined at the vertices of Σ_i .

at the endpoints A and B of S and hence, it can be extended along S in a Lipschitz way keeping (4.3) valid.

- If Σ contains a half-line L with endpoint at A , then N can be defined along L constantly equal to $N(A)$. Similarly, if Σ contains a “curved” part¹² C [10], then N can be taken constant along C .

4.3. Crystalline curvature of a Φ -regular network. The following result is an improvement of [15, Theorem 4.8] and can be shown along the same lines.

Theorem 4.5. *Let $\Phi = (\phi_1, \dots, \phi_n)$ be crystalline anisotropies associated to a network $\Sigma = (\Sigma_1, \dots, \Sigma_n)$. If Σ is Φ -regular, then the minimum problem*

$$\min \left\{ \sum_{i=1}^n \int_{\Sigma_i} [\operatorname{div}_{\Sigma} N]^2 \phi_i^o(\nu) d\mathcal{H}^1 : N \in \mathcal{N}^{\Sigma} \right\} \quad (4.5)$$

admits a unique solution¹³ N_{\min} .

Recall that in [15, Theorem 4.8] the authors assume that all ϕ_i are equal.

Definition 4.6. Let Σ be a Φ -regular network. We define the Φ -curvature κ^{Φ} of Σ as

$$\kappa^{\Phi} := \operatorname{div}_{\Sigma} N_{\min} \quad \text{a.e. on } \Sigma.$$

Sometimes we denote the Φ -curvature by κ_{Σ}^{Φ} if we want to emphasize its dependence on Σ .

We recall that in the two-phase case the structure of N_{\min} over a planar Lipschitz ϕ -regular curve Σ giving the curvature is known. Namely, if the curve is polygonal, then the values of N_{\min} are uniquely defined as the linear interpolation of its values at the vertices. Moreover, if Σ is not polygonal, then N_{\min} is constant on curved parts.

Remark 4.7. Unlike the smooth case, the crystalline curvature of a network is nonlocal. Still:

- If a network Σ contains a segment $S = [AB]$ not ending at an $m \geq 3$ -tuple junction, then N_{\min} is uniquely defined at A and B and linear along S , and hence

$$\kappa^{\Phi} = \frac{N_{\min}(B) - N_{\min}(A)}{\mathcal{H}^1(S)} \cdot \tau_S \quad \text{on } S, \quad (4.6)$$

¹²A part which is not parallel to some of the sides of the corresponding Wulff shape.

¹³which identifies the direction along which the length functional (2.3) decreases “most quickly”.

- where τ_S is the tangent to the segment S .
- (b) If Σ contains a half-line L , then $\kappa^\Phi = 0$ on L . Similarly, if Σ contains a ‘‘curved’’ part C , then N_{\min} must be constant along C and hence, $\kappa^\Phi = 0$ on C .
 - (c) As we mentioned in Remark 4.4, a Cahn-Hoffman vector field N can be defined only by its values at the triple junctions and at the vertices of segments of Σ (see Figure 7). Then the minimizer of (4.5) can be searched only among all possible values of N at the triple junctions.
 - (d) κ^Φ is constant on each segment S and half-line L of Σ , and we denote their curvatures by $\kappa^\Phi(S)$ and $\kappa^\Phi(L) = 0$, respectively.

These observations imply the following properties of a Φ -regular network.

Lemma 4.8. *Let $\Phi = (\phi_1, \dots, \phi_n)$ be crystalline anisotropies and let $\Sigma := \bigcup_{i=1}^n \Sigma_i$ be a Φ -regular polygonal network. Then:*

- (a) *any network Σ' parallel to Σ is Φ -regular;*
- (b) *let q_1, \dots, q_m be the multiple junctions of Σ , i.e., for each q_l there exist $n_l \geq 3$ polygonal curves containing q_l at their boundaries. Let $S_l^{i_1}, \dots, S_l^{i_{n'_l}}$ with $n'_l \leq n_l$ be all segments ending at q_l (hence q_l belongs to $n_l - n'_l$ half-lines of Σ), where $S_l^i \subset \Sigma_i$. Then (4.5) is equivalent to the minimum problem*

$$\min_{N \in \mathcal{N}^\Sigma} \sum_{l=1}^m \sum_{j=1}^{n'_l} \phi_{i_j}^o(\nu_{S_l^{i_j}}) \frac{[(N(B_l^{i_j}) - N(A_l^{i_j})) \cdot \tau_{S_l^{i_j}}]^2}{\mathcal{H}^1(S_l^{i_j})}, \quad (4.7)$$

where $S_l^{i_j} = [A_l^{i_j} B_l^{i_j}]$;

- (c) *let $\{\Sigma(k)\}$ be a sequence of networks parallel to Σ (so that by (a) each $\Sigma(k)$ is Φ -regular) such that $d(\Sigma(k), \Sigma) \rightarrow 0$. Let N_{\min} and $N_{\min}(k)$ be the solutions of (4.5) applied with Σ and $\Sigma(k)$. Then*

$$N_{\min}(k)|_{S_i^j(k)}[\zeta(S_i^j(k), S_i^j, x)] \rightarrow N_{\min}|_{S_i^j}[x] \quad (4.8)$$

uniformly in $x \in S_i^j$, and

$$\kappa_{\Sigma(k)}^\Phi(S_i^j(k)) \rightarrow \kappa_{\Sigma}^\Phi(S_i^j) \quad \text{as } k \rightarrow +\infty, \quad (4.9)$$

where $S_i^j(k)$ and S_i^j are corresponding parallel segments of $\Sigma(k)$ and Σ , and $z(S, T, \cdot) : T \rightarrow S$ is the linear bijection of T onto S , preserving the orientation.

Proof. (a) Let $N_{\min}^\Sigma \in \mathcal{N}^\Sigma$ be the solution of (4.5) and let us define $N^{\bar{\Sigma}}$ as follows: at vertices of $\bar{\Sigma}$ and also at multiple junctions we define $N^{\bar{\Sigma}} = N_{\min}^\Sigma$ and then we linearly interpolate them along segments/half-lines. Then such vector field belongs to $\mathcal{N}^{\bar{\Sigma}}$.

(b) Since all segments not ending at multiple junctions admit a unique minimizing Cahn-Hoffman field, the minimum problem is reduced to only segments ending at multiple junctions. Since κ^Φ is constant along all segments and $\kappa^\Phi = 0$ on half-lines, the minimum problem (4.5) is equivalent to (4.7).

(c) Assertion (4.8) follows from the definition of Cahn-Hoffman at the vertices of a network, the definition of parallel networks and assertion (3) in Remark 4.2(c). Similarly, 4.9 follows from (4.8), (4.7) and assertion (3) in Remark 4.2(c). \square

Remark 4.9.

- (a) The sum in (4.7) is a function of $N(X) \cdot \tau_S$, where X is the endpoint of the segment S at the junction. Since $N(X)$ varies in a compact subset of ∂B_ϕ , the problem (4.5) is the minimization of a quadratic function of finitely many variables $x := N(X) \cdot \tau_S$ (depending on the number of junctions and their multiplicity) and subject to the balance condition in (4.4). In particular, the unique minimizing field can be found depending only on anisotropies, the location and length of segments ending at the junctions.
- (b) If Σ and $\bar{\Sigma}$ are parallel Φ -regular networks having only triple junctions, then Proposition 4.3 and Lemma 4.8 allow to rewrite the minimum problem (4.7) depending only on the distance vectors from the segments/half-lines of Σ .
- (c) Recall that by our convention, no half-line of Σ ends at a multiple junction.

4.4. Polycrystalline curvature flow. In this section we define polycrystalline curvature flow of networks, generalizing [10]. For simplicity, we only consider networks without ‘‘curved’’ parts and with only triple junctions.

Definition 4.10 (Admissible network). Given crystalline anisotropies $\Phi := (\phi_1, \dots, \phi_n)$, let us call a network $\Sigma := \bigcup_{i=1}^n \Sigma_i$ *admissible* if

- Σ is Φ -regular;
- any multiple junction of Σ is a triple junction;
- each Σ_i consists of $m_i \geq 1$ segments $S_1^i, \dots, S_{m_i}^i$ (counted in the increasing order of parametrization of Σ_i) and at most one half-line L_i ; let $l_i \in \{0, 1\}$ be the number of half-lines.

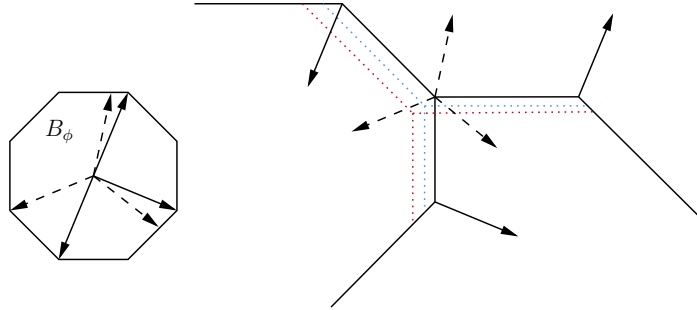


FIGURE 8. Evolution of a network with a single anisotropy.

Definition 4.11 (Polycrystalline curvature flow of networks). Let $\Phi := (\phi_1, \dots, \phi_n)$ be crystalline anisotropies and let $\Sigma^0 := \bigcup_{i=1}^n \Sigma_i^0$ be an admissible network such that each Σ_i^0 consists of $m_i \geq 1$ segments $S_1^{0,i}, \dots, S_{m_i}^{0,i}$ and $l_i \in \{0, 1\}$ half-lines L_i^0 . Let $T > 0$. We call a family $\Sigma(t) := \bigcup_{i=1}^n \Sigma_i(t)$, $t \in [0, T)$, of admissible networks a *polycrystalline curvature flow* starting from Σ^0 in $[0, T)$ provided $\Sigma(0) = \Sigma^0$ and:

- (a) $\Sigma(t)$ is parallel to Σ^0 , i.e.,
- each $\Sigma_i(t)$ consists of m_i segments $S_1^i(t), \dots, S_{m_i}^i(t)$ and l_i half-lines $L_i(t)$;
 - each $S_j^i(t)$ is parallel to $S_j^{0,i}$ and $L_i(t)$ and L_i^0 lie on the same line;
- (b) if

$$H_j^i(t) := H(S_j^i(t), S_j^{0,i})$$

is the distance vector of the segment $S_j^i(t)$ from $S_j^{0,i}$, then $H_j^i \in C^1((0, T); \mathbb{R}\nu_j^i) \cap C^0([0, T]; \mathbb{R}\nu_j^i)$ and

$$\begin{cases} \frac{d}{dt} H_j^i(t) = -\phi_i^o(\nu_j^i) \kappa^\Phi(S_j^i(t)) \nu_j^i & \text{on } (0, T), \\ H_j^i(0) = 0, \end{cases}$$

where ν_j^i is the normal to $S_j^{0,i}$.

(see Figure 8).

Parallelness of the flow $\Sigma(t)$ to Σ^0 is important feature of the model: later this will be used in the proof the short-time existence of polycrystalline curvature flow of networks (see Theorem 4.18).

Remark 4.12. The segment $S_j^i(t)$ moves in the direction of ν_j^i if and only if $\kappa^\Phi(S_j^i(t)) < 0$.

4.5. Computation of crystalline curvature. In this section we compute the curvature of some networks in the case of a single crystalline anisotropy, see also [10].

Recall that a triplet of vectors $X, Y, Z \in \partial B_\phi$ satisfying

$$X + Y + Z = 0$$

is called *admissible* (see Section 4.2).

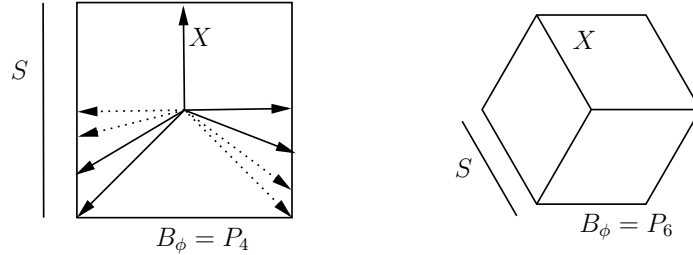


FIGURE 9. Admissible triplets for square and hexagonal Wulff-shapes. Note that P_4 admits infinitely many pairs (Y, Z) with $X + Y + Z = 0$. However, P_6 admits a unique pair for all X .

Lemma 4.13 ([10, Lemma 2.16]). *Let ϕ be any even (not necessarily crystalline) anisotropy in \mathbb{R}^2 and let $X \in \partial B_\phi$. Then there exist two distinct vectors $Y, Z \in \partial B_\phi$ such that (X, Y, Z) is admissible. Moreover, if either B_ϕ is strictly convex or any segment $S \subset \partial B_\phi$ parallel to X satisfies $|S| \leq |X|$, then the pair Y, Z is unique (up to a permutation). Finally, if ∂B_ϕ contains a segment S satisfying $|S| > |X|$, then there exist infinitely many unordered pairs $Y, Z \in \partial B_\phi$ of distinct vectors such that (X, Y, Z) is admissible (see Figure 9).*

Let ϕ be a crystalline anisotropy such that B_ϕ is a regular polygon with $n \geq 6$ -vertices (note that n is even) and assume $\phi_i = \phi$ for all $i = 1, \dots, n$. Let us study how admissible triplets look like when one of the vectors X, Y, Z is fixed. By Lemma 4.13 for any X (resp. Y or Z) there exists (up to a permutation) a unique $Y = Y(X)$ and $Z = Z(X)$ (resp. $X(Y)$ and $Z(Y)$, $X(Z)$ and $Y(Z)$) such that (X, Y, Z) is admissible. In view of the symmetry of B_ϕ , we can explicitly compute the ranging regions for all admissible triplets (see Figure 10).

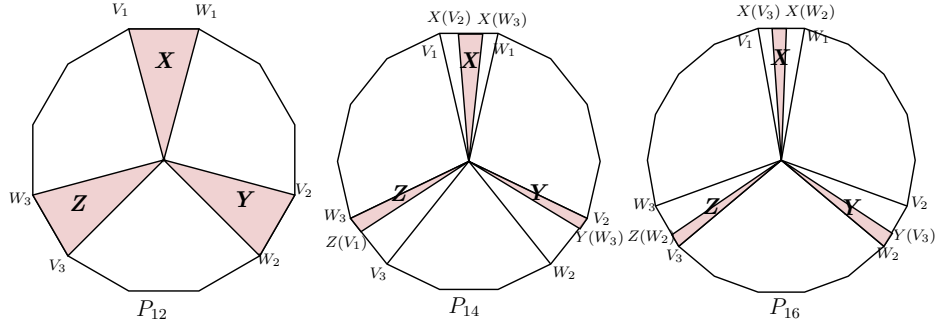


FIGURE 10. Wulff shapes $B_\phi = P_{12}$ ($n = 6m$), $B_\phi = P_{14}$ ($n = 6m - 4$) and $B_\phi = P_{16}$ ($n = 6m - 2$) and relative regions of ranging for admissible triplets (filled regions). We observe that the sum of the lengths of three admissible segments in P_{14} and P_{16} is the sidelength of the polygon. Moreover, if any of X, Y, Z belongs to the boundary of its admissible region, then at least one of them falls on a vertex of B_ϕ .

To this aim, let us introduce the following numbers:

$$\theta_n := \begin{cases} \frac{2\pi}{3} & n = 6m, \\ \frac{2\pi}{3}(1 + \frac{1}{n}) & n = 6m - 4, \\ \frac{2\pi}{3}(1 - \frac{1}{n}) & n = 6m - 2, \end{cases} \quad \delta := \frac{l}{2(1 - \cos \theta_n)}, \quad \bar{c} = -\frac{1}{2 \cos \theta_n}, \quad (4.10)$$

$$q_y := \begin{cases} 0 & n = 6m, \\ -\bar{c}\delta & n = 6m - 4, \\ l - \bar{c}(l - \delta) & n = 6m - 2, \end{cases} \quad \text{and} \quad q_z := \begin{cases} l & n = 6m, \\ \bar{c}(l - \delta) & n = 6m - 4, \\ l + \bar{c}\delta & n = 6m - 2, \end{cases} \quad (4.11)$$

and the segments

$$[a, b] := \begin{cases} [0, l] & n = 6m, \\ [\delta, l - \delta] & n = 6m - 4, 6m - 2. \end{cases} \quad (4.12)$$

where l is the sidelength of B_ϕ . Then letting

$$x = |V_1 - X|, \quad y = |V_2 - Y|, \quad z = |W_3 - Z| \quad (4.13)$$

(see Figure 10), we have

$$y = \bar{c}x + q_y \quad \text{and} \quad z = -\bar{c}x + q_z \quad (4.14)$$

and in particular, knowing just one among x, y and z we can find the remaining two.

4.5.1. *Crystalline curvature of triods.* Let $\Sigma_1, \Sigma_2, \Sigma_3$ be three polygonal curves each consisting of one segment S_i and one half-line L_i , with a single common vertex, and let Σ be the corresponding network.

We want to compute its crystalline curvature in case B_ϕ is a *regular octagon* ($n = 8$) of sidelength $l = 1$. We parametrize it in such a way that the 90° -clockwise rotation of its external unit normal coincide with the tangent to the boundary of B_ϕ . Then the quantities above are computed as

$$\theta_8 = \frac{3\pi}{4}, \quad \delta = 1 - \frac{1}{\sqrt{2}}, \quad \bar{c} = \frac{1}{\sqrt{2}}, \quad q_y = -\frac{\sqrt{2}-1}{2}, \quad q_z = \frac{1}{2}$$

and

$$[a, b] = \left[1 - \frac{1}{\sqrt{2}}, \frac{1}{\sqrt{2}}\right].$$

Note that if x, y, z are as in (4.13), then by (4.14)

$$y = \frac{x}{\sqrt{2}} - \frac{\sqrt{2}-1}{2}, \quad z = -\frac{x}{\sqrt{2}} + \frac{1}{2} \quad (4.15)$$

so that

$$x \in \left[1 - \frac{1}{\sqrt{2}}, \frac{1}{\sqrt{2}}\right] \implies y \in \left[0, 1 - \frac{1}{\sqrt{2}}\right] \quad \text{and} \quad z \in \left[0, 1 - \frac{1}{\sqrt{2}}\right].$$

These three segments divide each side of B_ϕ into three segments and using Figure 10 the values of admissible triplets (X, Y, Z) are (up to a rotation of 22.5°) as follows: For simplicity,

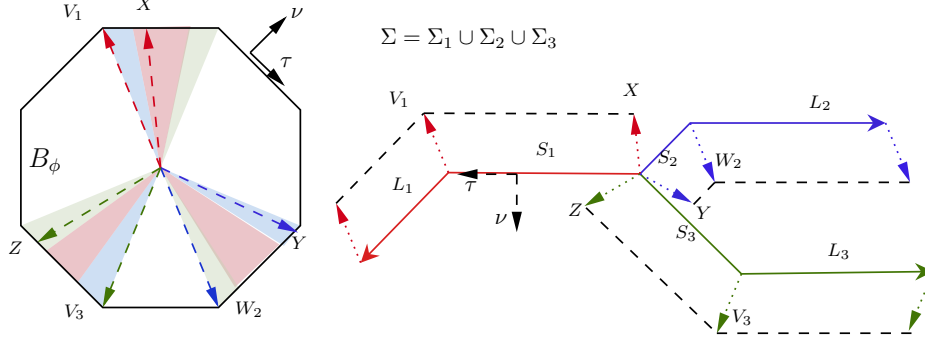


FIGURE 11. A triad and regions for admissible triplets.

assume that our triad is as in Figure 11. In this case any Cahn-Hoffman field N is identically equal to V_1 on L_1 , W_2 on L_2 and V_3 on L_3 . According to the figure, in the admissible triplets (X, Y, Z) , X must be taken from the “middle” region, or equivalently, $x \in [1 - \frac{1}{\sqrt{2}}, \frac{1}{\sqrt{2}}]$. Let us write $a \uparrow\uparrow b$ to denote parallel vectors a and b with the same direction. Observing $(V_1 - X) \uparrow\uparrow \tau_{S_1} \uparrow\uparrow (-\tau_{B_\phi}(X))$ and $(W_2 - Y) \uparrow\uparrow \tau_{S_2} \uparrow\uparrow \tau_{B_\phi}(Y)$ and $(V_3 - Z) \uparrow\uparrow \tau_{S_3} \uparrow\uparrow (-\tau_{B_\phi}(Z))$, from the definition (4.13) of x, y, z we get

$$\begin{aligned} \kappa^\Phi(S_1) &= \frac{V_1 - X}{\mathcal{H}^1(S_1)} \cdot \tau_{S_1} = -\frac{x}{\mathcal{H}^1(S_1)}, \\ \kappa^\Phi(S_2) &= \frac{W_2 - Y}{\mathcal{H}^1(S_2)} \cdot \tau_{S_2} = \frac{1-y}{\mathcal{H}^1(S_2)}, \\ \kappa^\Phi(S_3) &= \frac{W_3 - Z}{\mathcal{H}^1(S_3)} \cdot \tau_{S_3} = -\frac{1-z}{\mathcal{H}^1(S_3)}, \end{aligned}$$

where in the last two equalities 1 represents the sidelength of B_ϕ , and

$$\kappa^\Phi(L_i) = 0, \quad i = 1, 2, 3.$$

Since $\phi^o(\nu_{S_1}) = \phi^o(\nu_{S_2}) = \phi^o(\nu_{S_3}) := \phi_o$, the functional in (4.5) is rewritten as

$$\begin{aligned} \int_\Sigma [\operatorname{div}_\Sigma N]^2 \phi^o(\nu_\Sigma) d\mathcal{H}^1 &= \sum_{i=1}^3 \int_{S_i} \phi^o(\nu_{S_i}) [\kappa^\Phi(S_i)]^2 d\mathcal{H}^1 \\ &= \phi_o \left[\frac{x^2}{\mathcal{H}^1(S_1)} + \frac{(1-y)^2}{\mathcal{H}^1(S_2)} + \frac{(1-z)^2}{\mathcal{H}^1(S_3)} \right]. \end{aligned}$$

Inserting the representations (4.15) of y and z we get

$$\frac{1}{\phi_o} \int_\Sigma [\operatorname{div}_\Sigma N]^2 \phi^o(\nu_\Sigma) d\mathcal{H}^1 = \alpha x^2 + \beta x + \gamma, \quad (4.16)$$

where

$$\begin{aligned}\alpha &:= \frac{1}{\mathcal{H}^1(S_1)} + \frac{1}{2\mathcal{H}^1(S_2)} + \frac{1}{2\mathcal{H}^1(S_3)}, \\ \beta &:= \frac{1}{\sqrt{2}\mathcal{H}^1(S_3)} - \frac{\sqrt{2}+1}{\sqrt{2}\mathcal{H}^1(S_2)}, \\ \gamma &:= \frac{3+2\sqrt{2}}{4\mathcal{H}^1(S_2)} + \frac{1}{4\mathcal{H}^1(S_3)}.\end{aligned}$$

Then the minimum problem (4.5) reduces to finding

$$\min_{x \in [1-\frac{1}{\sqrt{2}}, \frac{1}{\sqrt{2}}]} [\alpha x^2 + \beta x + \gamma]$$

and the minimizer x_{\min} satisfies

$$1 - \frac{1}{\sqrt{2}} < x_{\min} < \frac{1}{\sqrt{2}} \quad (4.17)$$

if and only if

$$\frac{\sqrt{2}-1}{\mathcal{H}^1(S_1)} + \frac{1}{\sqrt{2}\mathcal{H}^1(S_3)} < \frac{1}{\mathcal{H}^1(S_2)} < \frac{\sqrt{2}}{\mathcal{H}^1(S_1)} + \frac{\sqrt{2}}{\mathcal{H}^1(S_3)}. \quad (4.18)$$

Remark 4.14. Condition (4.17) implies that the vector field N_{\min} associated to the network Σ given in Figure 11 at the triple junction belongs to the interior of the admissible region for triplets (X, Y, Z) . Thus, any slight modification of Σ , keeping it Φ -admissible, preserves this “interiority” condition. We anticipate here that this condition will be used later in the proof of short-times existence of the flow.

4.5.2. *Crystalline curvature of theta-shaped networks.* In this subsection we assume that B_ϕ is a regular hexagon ($n = 6$) of sidelength $l = 1$; let Σ be a union of two convex hexagons with sides parallel to those of B_ϕ and sharing a common side as in Figure 12. In this case the

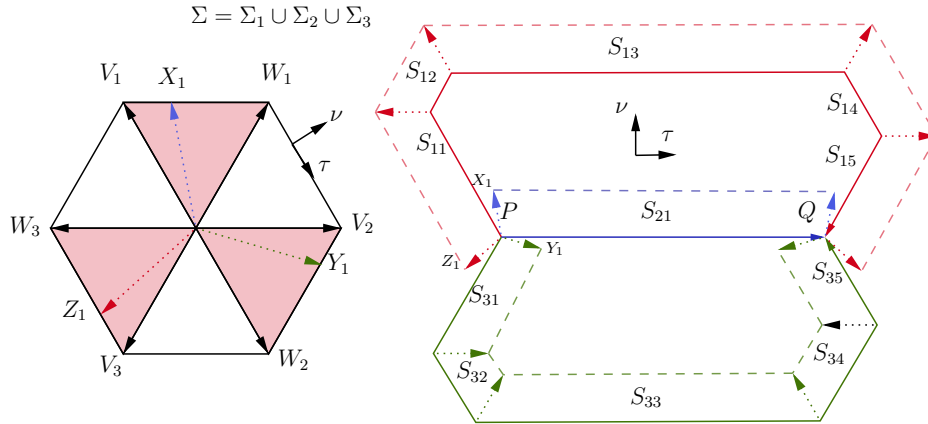


FIGURE 12. Admissible regions for triplets in the hexagon and an admissible Θ -shaped network. Curves Σ_j are parametrized from P to Q and ∂B_ϕ is also parametrized clockwise.

quantities in (4.10), (4.11) and (4.12) become: $[a, b] = [0, 1]$,

$$\theta_6 = \frac{2\pi}{3}, \quad \delta = \frac{1}{3}, \quad \bar{c} = 1, \quad q_y = 0, \quad q_z = 1$$

and

$$y = x, \quad z = 1 - x. \quad (4.19)$$

Let Σ_1 and Σ_3 be the broken lines consisting of five segments S_{ij} and $\Sigma_2 := S_{21}$ be a segment (see Figure 12). Note that at both triple junctions we have the 120° -equal angles condition. As we observed above, the crystalline curvatures of S_{12}, S_{13}, S_{14} and S_{32}, S_{33}, S_{34} are uniquely defined and equal to

$$\kappa^\Phi(S_{ij}) = \frac{1}{\mathcal{H}^1(S_{ij})}, \quad i = 1, 3, \quad j = 2, 3, 4.$$

Let (x_1, y_1, z_1) and (x_2, y_2, z_2) be defined as in (4.13) at P and Q , i.e.,

$$x_i = |V_1 - X_i|, \quad y_i = x_i, \quad z_i = 1 - x_i, \quad i = 1, 2,$$

where we used (4.19) in the definitions of y_i and z_i . Then

$$\begin{aligned} \kappa^\Phi(S_{11}) &= \frac{W_3 - Z_1}{\mathcal{H}^1(S_{11})} \cdot \tau_{S_{11}} = \frac{z_1}{\mathcal{H}^1(S_{11})}, \\ \kappa^\Phi(S_{15}) &= \frac{Y_2 - V_2}{\mathcal{H}^1(S_{15})} \cdot \tau_{S_{15}} = \frac{y_2}{\mathcal{H}^1(S_{15})}, \\ \kappa^\Phi(S_{31}) &= \frac{V_2 - Y_1}{\mathcal{H}^1(S_{31})} \cdot \tau_{S_{31}} = -\frac{y_1}{\mathcal{H}^1(S_{31})}, \\ \kappa^\Phi(S_{35}) &= \frac{Z_2 - W_3}{\mathcal{H}^1(S_{35})} \cdot \tau_{S_{35}} = -\frac{z_2}{\mathcal{H}^1(S_{35})}, \\ \kappa^\Phi(S_{21}) &= \frac{X_2 - X_1}{\mathcal{H}^1(S_{21})} \cdot \tau_{S_{21}} = \frac{X_2 - V_1}{\mathcal{H}^1(S_{21})} \cdot \tau_{S_{21}} - \frac{X_1 - V_1}{\mathcal{H}^1(S_{21})} \cdot \tau_{S_{21}} = \frac{x_2 - x_1}{\mathcal{H}^1(S_{21})}. \end{aligned}$$

Since all $\phi^\circ(\nu_{S_{ij}})$ are equal, denoting their common value by ϕ_o we get

$$\begin{aligned} \frac{1}{\phi_o} \int_{\Sigma} [\operatorname{div}_{\Sigma} N]^2 \phi^\circ(\nu_{\Sigma}) d\mathcal{H}^1 &= \sum_{i \in \{1,3\}, j \in \{2,3,4\}} \frac{1}{\mathcal{H}^1(S_{ij})} \\ &\quad + \frac{z_1^2}{\mathcal{H}^1(S_{11})} + \frac{y_2^2}{\mathcal{H}^1(S_{15})} + \frac{y_1^2}{\mathcal{H}^1(S_{31})} + \frac{z_2^2}{\mathcal{H}^1(S_{35})} + \frac{(x_1 - x_2)^2}{\mathcal{H}^1(S_{21})}. \end{aligned}$$

Recalling that $y_i = x_i$ and $z_i = 1 - x_i$, we rewrite the last equality as

$$\frac{1}{\phi_o} \int_{\Sigma} [\operatorname{div}_{\Sigma} N]^2 \phi^\circ(\nu_{\Sigma}) d\mathcal{H}^1 = \alpha_{11}x_1^2 + 2\alpha_{12}x_1x_2 + \alpha_{22}x_2^2 + 2\alpha_1x_1 + 2\alpha_2x_2 + \alpha_0,$$

where

$$\begin{aligned} \alpha_{11} &= \frac{1}{\mathcal{H}^1(S_{11})} + \frac{1}{\mathcal{H}^1(S_{21})} + \frac{1}{\mathcal{H}^1(S_{31})}, \\ \alpha_{22} &= \frac{1}{\mathcal{H}^1(S_{15})} + \frac{1}{\mathcal{H}^1(S_{21})} + \frac{1}{\mathcal{H}^1(S_{35})}, \\ \alpha_{12} &= -\frac{1}{\mathcal{H}^1(S_{21})}, \quad \alpha_1 = -\frac{1}{\mathcal{H}^1(S_{11})}, \quad \alpha_2 = -\frac{1}{\mathcal{H}^1(S_{35})}, \\ \alpha_0 &= \sum_{i \in \{1,3\}, j \in \{1,2,3,4,5\}} \frac{1}{\mathcal{H}^1(S_{ij})}. \end{aligned}$$

Thus the minimum problem (4.5) reduces to find

$$\min_{(x_1, x_2) \in [0,1]^2} \left[\alpha_{11}x_1^2 + 2\alpha_{12}x_1x_2 + \alpha_{22}x_2^2 + 2\alpha_1x_1 + 2\alpha_2x_2 + \alpha_0 \right], \quad (4.20)$$

whose unique solution is

$$x_1^{\min} := \frac{\alpha_{12}\alpha_2 - \alpha_{22}\alpha_1}{\alpha_{11}\alpha_{22} - \alpha_{12}^2}, \quad x_2^{\min} := \frac{\alpha_{12}\alpha_1 - \alpha_{11}\alpha_2}{\alpha_{11}\alpha_{22} - \alpha_{12}^2},$$

which satisfies $(x_1^{\min}, x_2^{\min}) \in (0, 1)^2$, i.e., the values of N_{\min} at both triple junctions belong to the interior of the admissible regions for triplets (dark regions in Figure 12).

Remark 4.15. The minimum problems (4.16) and (4.20) show that, in the case of a single even crystalline anisotropy, if Σ is an admissible network with n -triple junctions, then the minimum problem (4.5) is reduced to the minimum problem

$$\min_{x_1, \dots, x_n \in [a, b]} P(x_1, \dots, x_n),$$

where

$$P(x_1, \dots, x_n) = \sum_{1 \leq i < j \leq n} \alpha_{ij} x_i x_j + \sum_{1 \leq i \leq n} \alpha_i x_i + \alpha_0$$

is a quadratic polynomial of n -variables and coefficients $\{\alpha_{ij}, \alpha_i\}$ depending only on $1/\mathcal{H}^1(S_k)$, where S_k are segments of Σ which end at a triple junction and $\alpha_{ii} > 0$. In other words, the crystalline curvature of a network must “see” all triple junctions. This non-locality of crystalline curvature flow makes the problem hard, but at the same time remarkable. Note that if the minimum (x_1, \dots, x_n) of P belongs to $(a, b)^n$, then the same holds for all sufficiently small admissible perturbations of Σ . Moreover, the minimum is uniquely determined only by the numbers $1/\mathcal{H}^1(S_k)$.

4.6. Stable admissible networks. Figure 10 and [10, Definition 2.10] encourage the following definition.

Definition 4.16. Given crystalline anisotropies $\Phi := (\phi_1, \dots, \phi_n)$, a polygonal admissible network $\Sigma = \bigcup_{i=1}^n \Sigma_i$ is called *stable* provided:

- if Q is a triple junction of curves Σ_{i_1} , Σ_{i_2} and Σ_{i_3} , then there exists $\epsilon > 0$ for which for any $X \in \partial B_{\phi_{i_1}}$ with $|X - N_{\min|\Sigma_{i_1}}(Q)| < \epsilon$ there exist $Y \in \partial B_{\phi_{i_2}}$ and $Z \in \partial B_{\phi_{i_3}}$ such that

$$|Y - N_{\min|\Sigma_{i_2}}(Q)| + |Z - N_{\min|\Sigma_{i_3}}(Q)| < \epsilon \quad \text{and} \quad X + Y + Z = 0;$$
- $N_{\min|\Sigma_{i_j}}(Q)$ is not a vertex of $B_{\phi_{i_j}}$.

In other words, a network is stable if and only if the minimal Cahn-Hoffman vector field at every triple junction lies in the interior of the corresponding admissible regions of triplets. For instance, for the Wulff shapes depicted in Figure 6 any network satisfying $N_{\min} = X$ at a triple junction is not stable. As we have seen in the case of a single anisotropy ϕ , whose Wulff shape is a regular polygon, any admissible Σ is stable if and only if at each triple junction N_{\min} is not a vertex of B_ϕ (see Figure 10). In particular, the theta-shaped network in Figure 12 and the triod in Figure 11 (provided (4.18) holds) are stable.

Remark 4.17. For any admissible $\Sigma := \bigcup_{i=1}^n \Sigma_i$ let

$$\delta_\Sigma := \min |N_{\min|\Sigma_i}^\Sigma(Q) - N_{|\Sigma_i}(Q)|, \quad (4.21)$$

where the minimum is taken over all triple junctions Q and all Cahn-Hoffman vector fields $N \in \mathcal{N}^\Sigma$ such that at least one $N_{|\Sigma_i}(Q)$ belongs to the boundary of the admissible region or to a vertex of B_{ϕ_i} . Then Σ is stable if and only if $\delta_\Sigma > 0$. Therefore, in view of Lemma 4.8, as we have observed above in the octagon and hexagon examples, a slight (still admissible)

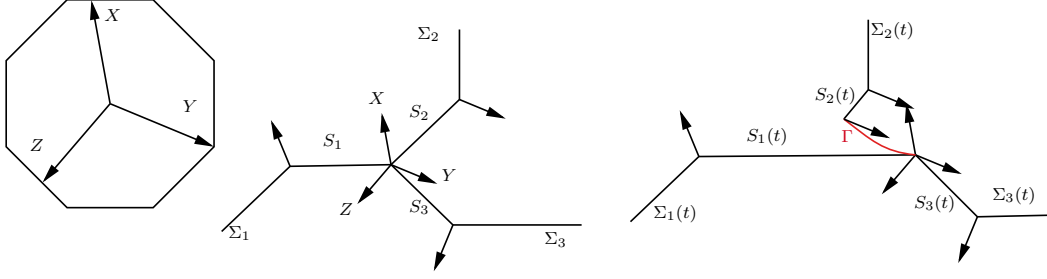


FIGURE 13. Appearance of a Φ -zero curvature curve in an unstable network. Notice that in this situation S_2 has zero crystalline curvature, but S_1 and S_3 have non-zero crystalline curvature, therefore, in the evolution they move, whereas S_2 does not move. Thus, to continue the motion, the network creates a “curved” part, which does not fall within our simplified definition of polycrystalline curvature flow.

perturbation of a stable network is again stable. An interesting phenomena may occur in the unstable (i.e. in the not stable) case: in this case a slight perturbation of the network either becomes stable or a new zero Φ -curvature curve/segment may start to grow from the triple junction. A discussion on such phenomena can be found in [10] for a single anisotropy.

Theorem 4.18 (Local existence and uniqueness). *Let $\Phi := \{\phi_i\}_{i=1}^3$ be crystalline anisotropies and $\Sigma^0 := \cup_{i=1}^3 \Sigma_i^0$ be a stable polygonal network having a single triple junction, where each Σ_i^0 consists of a single segment S_i and a half-line L_i , oriented starting from the triple junction. Then there exist $T > 0$ and a unique polycrystalline curvature flow $\{\Sigma(t)\}_{t \in [0, T]}$ of admissible stable networks starting from Σ^0 .*

Proof. Let S_i (resp. L_i), $i = 1, 2, 3$, be the segments (resp. half-lines) forming a triple junction, oriented from the triple junction, and let θ_i be the angle between S_j and S_k , $i \neq j \neq k \neq i$, so that

$$\cos \theta_i = \tau_{S_j} \cdot \tau_{S_k}, \quad \theta_1 + \theta_2 + \theta_3 = 2\pi. \quad (4.22)$$

Let us denote by $\gamma_i \in (0, \pi)$ the angle between S_i and L_i at their junction.

Step 1. Given $\rho > 0$, let \mathcal{G}_ρ be the collection of all admissible networks Σ parallel to Σ^0 such that $d(\Sigma, \Sigma^0) \leq \rho$. Let us show that there exists $\rho_0 > 0$ depending only on Σ^0 such that any network $\Sigma \in \mathcal{G}_{\rho_0}$ is stable.

For $\rho > 0$ and $\Sigma \in \mathcal{G}_\rho$, let $\delta_\Sigma \geq 0$ be given by (4.21). Since Σ^0 is stable, we have $\delta_{\Sigma^0} > 0$. Assume that there exists a sequence $\{\Sigma(k)\}$ of unstable networks parallel to Σ^0 such that $d(\Sigma(k), \Sigma^0) < 1/k$ for any $k \geq 1$. Then for $i = 1, 2, 3$, by (4.8)

$$N_{\min_{|S_i(k)}^{\Sigma(k)} (\zeta(S_i(k), S_i, x)) \rightarrow N_{\min_{|S_i}^{\Sigma^0} (x)}$$

uniformly in $x \in S_i$, where $\zeta(S_i(k), S_i, \cdot) : S_i \rightarrow S_i(k)$ is a linear bijection of S_i to the corresponding parallel segment $S_i(k) \subset \Sigma(k)$. Thus, $0 = \delta_{\Sigma(k)} \geq \delta_{\Sigma^0}/2 > 0$ for all large k , a contradiction.

Step 2. Let T_1, T_2, T_3 (resp. $\bar{T}_1, \bar{T}_2, \bar{T}_3$) be segments, forming a triple junction and oriented from the triple junction, such that $T_i \parallel \bar{T}_i$ for $i = 1, 2, 3$. If

$$h_i := H(\bar{T}_i, T_i) \cdot \nu_{T_i}, \quad i = 1, 2, 3,$$

then

$$h_1 \sin \omega_1 + h_2 \sin \omega_2 + h_3 \sin \omega_3 = 0, \quad (4.23)$$

where ω_i is the angle between T_j and T_k , $i \neq j \neq k \neq i$.

Assume that we are as in the situation of Figure 14, i.e., $h_3 \geq 0 \geq h_1, h_2$ and let $x_i = |h_i|$ for $i = 1, 2, 3$.

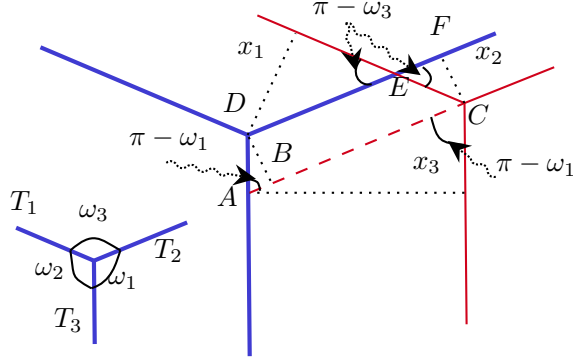


FIGURE 14. Expressing x_3 with x_1 and x_2 .

Then

$$\mathcal{H}^1([AC]) = \frac{x_3}{\sin(\pi - \omega_1)} = \frac{x_3}{\sin \omega_1}.$$

On the other hand, since

$$\begin{aligned} \mathcal{H}^1([AC]) &= \mathcal{H}^1([AB]) + \mathcal{H}^1([DE]) + \mathcal{H}^1([EF]) \\ &= -\frac{x_2}{\tan \omega_1} + \frac{x_1}{\sin \omega_3} - \frac{x_2}{\tan \omega_3} = \frac{x_1}{\sin \omega_3} - \frac{x_2 \sin(\omega_1 + \omega_3)}{\sin \omega_1 \sin \omega_3} \end{aligned}$$

and $\omega_1 + \omega_2 + \omega_3 = 2\pi$, we have

$$\frac{x_3}{\sin \omega_1} = \frac{x_1}{\sin \omega_3} + \frac{x_2 \sin \omega_2}{\sin \omega_1 \sin \omega_3}$$

and (4.23) follows. The proof in the other cases is similar.

Step 3. Let h_1, h_2, h_3 be real numbers such that $|h_i| \leq \rho_0$ and

$$\sum_{i=1}^3 h_i \sin \theta_i = 0. \quad (4.24)$$

Then there exists a unique $\Sigma \in \mathcal{G}_{\rho_0}$ such that

$$h_i = H_i(S_i, S_i^0) \cdot \nu_{S_i^0}, \quad i = 1, 2, 3.$$

Indeed, using h_1 and h_2 we can construct a unique network Σ parallel to Σ^0 and $h_i = H_i(S_i, S_i^0) \cdot \nu_{S_i^0}$ for $i = 1, 2$. Let $h'_3 := H(S_i, S_i^0) \cdot \nu_{S_i^0}$. By Step 2 we know

$$h_1 \sin \theta_1 + h_2 \sin \theta_2 + h'_3 \sin \theta_3 = 0.$$

Then (4.24) implies $h_3 = h'_3$ and hence, $\Sigma \in \mathcal{G}_{\rho_0}$.

Step 4. Let us study some properties of the minimizing Cahn-Hoffman vector field $N_\star := N_{\min}^\Sigma$ of $\Sigma \in \mathcal{G}_{\rho_0}$.

By Remark 4.7 N_\star is uniquely defined at the endpoints of each L_i , and coincide with $N_\star^0 := N_{\min}^{\Sigma^0}$. Thus, we only need to care at the triple junction of S_1, S_2, S_3 . Writing $S_i := [A_0 A_i]$ and using Lemma 4.8 (b) we find that N_\star minimizes the functional

$$\mathcal{F}_\Sigma(N) := \sum_{i=1}^3 \frac{\phi_i^o(\nu_{S_i})}{\mathcal{H}^1(S_i)} \left| [N_{|S_i}(A_i) - N_{|S_i}(A_0)] \cdot \tau_{S_i} \right|^2, \quad N \in \mathcal{N}^\Sigma,$$

where ϕ_i is the anisotropy, corresponding to Σ_i . Since A_i is the endpoint of the half-line L_i , as we observed above $N(A_i) = N_\star(A_i) = N_\star^0(A_i^0)$, where we set $S_i^0 := [A_0^0 A_i^0]$. Thus, recalling $\nu_{S_i} = \nu_{S_i^0}$ and $\tau_{S_i} = \tau_{S_i^0}$, we get

$$\mathcal{F}_\Sigma(N) := \sum_{i=1}^3 \frac{\phi_i^o(\nu_{S_i^0})}{\mathcal{H}^1(S_i^0)} \left| a_i - x_i \right|^2, \quad (4.25)$$

where

$$a_i := [N_{\star|S_i^0}^0(A_i^0) - N_{\star|S_i^0}^0(A_0^0)] \cdot \tau_{S_i^0} = \kappa^\Phi(S_i^0) \mathcal{H}^1(S_i^0)$$

and

$$x_i := [N_{|S_i}(A_0) - N_{\star|S_i^0}^0(A_0^0)] \cdot \tau_{S_i^0}.$$

By the choice of ρ_0 and the stability of Σ , we may consider only those $N \in \mathcal{N}^\Sigma$ such that $N_{|S_i}(A_0)$ and $N_{\star|S_i^0}^0(A_0^0)$ lie in the same side of the Wulff shape $B_{\phi_{\kappa_i}}$, parallel to $\tau_{S_i^0}$, and therefore

$$N_{|S_i}(A_0) = N_{\star|S_i^0}^0(A_0^0) + x_i \tau_{S_i^0}.$$

Now by the balance condition at A_0 we get

$$\sum_{i=1}^3 x_i \tau_{S_i^0} = 0,$$

or equivalently, by (4.22)

$$x_i = -x_j \cos \theta_k - x_k \cos \theta_j, \quad i \neq j \neq k \neq i.$$

These equalities immediately imply

$$\frac{x_1}{\sin \theta_1} = \frac{x_2}{\sin \theta_2} = \frac{x_3}{\sin \theta_3}.$$

Therefore, we have only one independent variable, i.e., as in the case of a single crystalline anisotropy, knowing only one value of $N_{|S_i}$ we uniquely determine the admissible triplet. Letting

$$x_2 = x_1 \frac{\sin \theta_2}{\sin \theta_1} \quad \text{and} \quad x_3 = x_1 \frac{\sin \theta_3}{\sin \theta_1}, \quad (4.26)$$

we can rewrite $\mathcal{F}_\Sigma(N)$ in (4.25) as a quadratic function of x_1 :

$$\mathcal{F}_\Sigma(N) = \alpha_2 x_1^2 + \alpha_1 x_1 + \alpha_0 := f(x_1),$$

where

$$\alpha_2 = \frac{1}{\sin^2 \theta_1} \sum_{i=1}^3 \frac{\phi_i^o(\nu_{S_i^0}) \sin^2 \theta_i}{\mathcal{H}^1(S_i)},$$

$$\alpha_1 = -\frac{2}{\sin \theta_1} \sum_{i=1}^3 \phi_i^o(\nu_{S_i^0}) \kappa^\Phi(S_i^0) \frac{\mathcal{H}^1(S_i^0) \sin \theta_i}{\mathcal{H}^1(S_i)},$$

$$\alpha_0 = \sum_{i=1}^3 \frac{\phi_i^o(\nu_{S_i^0})}{\mathcal{H}^1(S_i)} [\kappa^\Phi(S_i^0) \mathcal{H}^1(S_i^0)]^2.$$

Since \mathcal{F}_Σ has a unique minimizer $N = N_\star$ and Σ is stable, f has a unique minimizer $x_1^\star := -\frac{\alpha_1}{2\alpha_0}$. Thus, uniquely defining x_2^\star and x_3^\star using the relations (4.26), we get

$$N_{\star|S_i}(A_0) = N_{\star|S_i^0}(A_0^0) + x_i^\star \tau_{S_i^0}.$$

Therefore, by the definition of the crystalline curvature,

$$\kappa^\Phi(S_i) = \frac{[N_{\star|S_i}(A_i) - N_{\star|S_i}(A_0)] \cdot \tau_{S_i^0}}{\mathcal{H}^1(S_i)} = \frac{\mathcal{H}^1(S_i^0) \kappa^\Phi(S_i^0) - x_i^\star}{\mathcal{H}^1(S_i)}. \quad (4.27)$$

By uniqueness, $N_\star = N_\star^0$ if $\Sigma = \Sigma^0$, and thus, in this case we should have $x_i^\star = 0$. Then by the explicit expression of x_1^\star we get

$$\sum_{i=1}^3 \phi_i^o(\nu_{S_i^0}) \kappa^\Phi(S_i^0) \sin \theta_i = 0. \quad (4.28)$$

Note that this condition on curvatures is analogous to the smooth case (3.8).

Similarly, slightly perturbing Σ and repeating the same arguments above we find that (4.28) holds also with Σ in place of Σ^0 , i.e., any admissible stable network Σ , parallel to Σ^0 , satisfies this curvature-balance condition. This condition will be important in the sequel.

Step 5. By Proposition 4.3 we can compute

$$\mathcal{H}^1(S_i) = \mathcal{H}^1(S_i^0) + g_i(h_1, h_2, h_3)$$

for some positively one-homogeneous Lipschitz function g_i . Inserting this in (4.27) we get

$$\kappa^\Phi(S_i) = \kappa^\Phi(S_i^0) + G_i(h_1, h_2, h_3),$$

where G_i is a Lipschitz function, satisfying $G_i(0, 0, 0) = 0$.

Step 6. Given $T > 0$, let \mathcal{S}_T be the space of all triplets $h := (h_1, h_2, h_3)$ of functions $h_i \in C([0, T])$ satisfying

$$h_1(t) \sin \theta_1 + h_2(t) \sin \theta_2 + h_3(t) \sin \theta_3 = 0, \quad i \in [0, T], \quad (4.29)$$

and

$$h_i(0) = 0, \quad \max_i \|h_i\|_\infty \leq \rho_0. \quad (4.30)$$

Consider the map $F_h = (F_h^1, F_h^2, F_h^3)$, where

$$F_h^i(t) := \phi_i^o(\nu_{S_i^0}) \int_0^t \left(\kappa^\Phi(S_i^0) + G_i(h_1(s), h_2(s), h_3(s)) \right) ds, \quad t \in [0, T].$$

We claim that F_h has a fixed point in \mathcal{S}_T provided that

$$T \leq \frac{\rho_0}{1 + \max_i \left(\|\phi_i^o\|_\infty (|\kappa^\Phi(S_i^0)| + 3\ell_i \rho_0) \right)},$$

where $\ell_i > 0$ is the Lipschitz constant of G_i . Indeed, note that \mathcal{S}_T is convex and closed. Let us show that $F_h \in \mathcal{S}_T$ for any $h \in \mathcal{S}_T$. Clearly, $F_h(0) = 0$. By the definition of G_i ,

$$|G_i(h_1, h_2, h_3)| \leq \ell_i (|h_1| + |h_2| + |h_3|) \leq 3\ell_i \rho_0.$$

Therefore, by the choice of T ,

$$\|F_h^i\|_\infty \leq \|\phi_i^o\|_\infty (|\kappa^\Phi(S_i^0)| + 3\ell_i \rho_0) T < \rho_0.$$

Next we show

$$\sum_{i=1}^3 F_h^i(t) \sin \theta_i = 0 \quad \text{for any } t \in [0, T]. \quad (4.31)$$

By assumptions (4.29)-(4.30) and Step 3, for each $s \in [0, T]$ there exists a unique network $\Sigma(s) \in \mathcal{G}_{\rho_0}$ satisfying $h_i(s) = H_i(S_i(s), S_i^0) \cdot \nu_{S_i^0}$. Then by Step 5 its curvature is given by

$$\kappa^\Phi(S_i(s)) = \kappa^\Phi(S_i^0) + G_i(h_1(s), h_2(s), h_3(s)) \quad (4.32)$$

and by Step 4, it satisfies the curvature-balance condition

$$\sum_{i=1}^3 \phi_i^o(\nu_{S_i^0}) \kappa^\Phi(S_i(s)) \sin \theta_i = 0.$$

From this and (4.32) we deduce

$$\sum_{i=1}^3 \phi_i^o(S_i^0) [\kappa^\Phi(S_i^0) + G_i(h_1(s), h_2(s), h_3(s))] \sin \theta_i = 0, \quad s \in [0, T],$$

and hence integrating this equality we obtain (4.31).

Next let us prove that the set $\{F_h\}_{h \in \mathcal{S}_T}$ is compact in $(C([0, T]))^3$. Indeed, by the choice of T , this set is equibounded in $(C([0, T]))^3$. Moreover, as we have seen above

$$\| [F_h^i]' \|_\infty \leq |\kappa^\Phi(S_i^0)| + 3\ell_i \rho_0.$$

Thus, $\{F_h\}_{h \in \mathcal{S}_T}$ is also equicontinuous in $(C[0, T])^3$. Therefore, by the Arzela-Ascoli theorem, it is compact. Now the Schauder fixed point theorem implies the existence of $\bar{h} \in \mathcal{S}_T$ such that $F_{\bar{h}} = \bar{h}$. A bootstrap argument shows that $\bar{h} \in C^1([0, T])$ and hence, $\bar{h}' = F_{\bar{h}}'$, i.e.,

$$\bar{h}'_i(t) = \phi_i^o(S_i^0) \left(\kappa^\Phi(S_i^0) + G_i(\bar{h}_1(t), \bar{h}_2(t), \bar{h}_3(t)) \right), \quad i = 1, 2, 3.$$

As we observed earlier, the right-hand side of this equality is the (multiple of the) crystalline curvature of the unique network $\bar{\Sigma}(t) \in \mathcal{G}_{\rho_0}$ such that

$$\bar{h}_i(t) = H_i(\bar{S}_i(t), S_i^0) \cdot \nu_{S_i^0}, \quad t \in [0, T].$$

In particular, by Step 1 each $\bar{\Sigma}(t)$ is stable. Since $h_i(0) = 0$, we have $\bar{\Sigma}(0) = \Sigma^0$, and therefore $\{\bar{\Sigma}(\cdot)\}$ is the crystalline curvature flow of stable networks starting from Σ^0 (in the sense of Definition 4.11).

Finally, let us show the uniqueness of the flow. Let $\{\bar{\Sigma}(\cdot)\}$ and $\{\widehat{\Sigma}(\cdot)\}$ be two different flows in $[0, T]$ starting from Σ^0 , and let $\bar{h} := (\bar{h}_1, \bar{h}_2, \bar{h}_3)$ and $\widehat{h} := (\widehat{h}_1, \widehat{h}_2, \widehat{h}_3)$ be the corresponding signed distances. Since both solve the same ODE of Definition 4.11, we have

$$\bar{h} = F_{\bar{h}} \quad \text{and} \quad \widehat{h} = F_{\widehat{h}}.$$

Thus, by the Lipschitzianity of G_i we get

$$|\bar{h}(t) - \widehat{h}(t)| \leq \max_i \ell_i \|\phi_i^o\|_\infty \|\bar{h} - \widehat{h}\|_\infty T \quad \text{for any } t \in [0, T].$$

Thus, by the choice of T , we get

$$0 < \|\bar{h} - \widehat{h}\|_\infty \leq \max_i \ell_i \|\phi_i^o\|_\infty \|\bar{h} - \widehat{h}\|_\infty T < \|\bar{h} - \widehat{h}\|_\infty,$$

a contradiction. \square

5. APPENDIX

In this appendix we prove two lemmas used in the proof of Theorem 3.9.

Lemma 5.1 (Hölder continuity of the composition). *Let $\Omega \subset \mathbb{R}^n$ be a bounded open set, $\rho \in (0, 1]$ and let $G \in C^{1+\rho}(\overline{\Omega})$. Then*

$$[G(b_1) - G(b_2)]_{\rho'} \leq \|\nabla G\|_{\infty} [b_1 - b_2]_{\rho'} + [\nabla G]_{\rho} \max\{[b_1]_{\rho}, [b_2]_{\rho'}\} \|b_1 - b_2\|_{\infty}^{\rho} \quad (5.1)$$

for any $b_1, b_2 \in C^{\rho'}([0, 1]; \overline{\Omega})$ with $\rho' \in (0, \rho]$, where $[\cdot]_{\rho}$ is the Hölder seminorm.

Proof. First we assume that $n = 1$ and Ω is a bounded interval of \mathbb{R} . Then for any $b_1, b_2 \in C^{\rho'}([0, 1]; \overline{\Omega})$ and $x, y \in [0, 1]$, $x \neq y$, we have

$$G(b_1(x)) - G(b_2(x)) - G(b_1(y)) + G(b_2(y)) = \int_{b_1(y)}^{b_1(x)} G'(t) dt - \int_{b_2(y)}^{b_2(x)} G'(t) dt. \quad (5.2)$$

Since

$$\int_a^b G'(t) dt = (b - a) \int_0^1 G'(a + t(b - a)) dt,$$

we can rewrite (5.2) as

$$\begin{aligned} & G(b_1(x)) - G(b_2(x)) - G(b_1(y)) + G(b_2(y)) \\ &= (b_1(x) - b_1(y)) \int_0^1 \left[G'(b_1(y) + t[b_1(x) - b_1(y)]) - G'(b_2(y) + t[b_2(x) - b_2(y)]) \right] dt \\ & \quad + (b_1(x) - b_1(y) - b_2(x) + b_2(y)) \int_0^1 G'(b_1(y) + t[b_1(x) - b_1(y)]) dt. \end{aligned}$$

Hence, using $G' \in C^{\rho}(\overline{\Omega})$ we get

$$\begin{aligned} & \frac{|G(b_1(x)) - G(b_2(x)) - G(b_1(y)) + G(b_2(y))|}{|x - y|^{\rho'}} \\ & \leq [b_1]_{\rho'} [G']_{\rho} \int_0^1 \left| (1 - t)|b_1(y) - b_2(y)| + t|b_1(x) - b_1(y)| \right|^{\rho} dt + [b_1 - b_2]_{\rho'} \|G'\|_{\infty}. \end{aligned}$$

Therefore,

$$[G(b_1) - G(b_2)]_{\rho'} \leq \|G'\|_{\infty} [b_1 - b_2]_{\rho'} + [G']_{\rho} \max\{[b_1]_{\rho'}, [b_2]_{\rho'}\} \|b_1 - b_2\|_{\infty}^{\rho}. \quad (5.3)$$

Now consider the case $n > 1$ and let $b_i = (b_i^1, \dots, b_i^n)$. Then by the triangle inequality we have

$$\begin{aligned} [G(b_1) - G(b_2)]_{\rho'} & \leq [G(b_1^1, b_2^1, \dots, b_1^n) - G(b_2^1, b_1^1, \dots, b_1^n)]_{\rho'} + \dots \\ & \quad + [G(b_2^1, \dots, b_2^{n-1}, b_1^n) - G(b_2^1, \dots, b_2^{n-1}, b_2^n)]_{\rho'}. \end{aligned}$$

By (5.3)

$$\begin{aligned} & [G(\dots, b_1^i, \dots) - G(\dots, b_2^i, \dots)]_{\rho'} \\ & \leq \sum_{i=1}^n \|\nabla_i G\|_{\infty} [b_1^i - b_2^i]_{\rho'} + [\nabla_i G]_{\rho} \max\{[b_1^i]_{\rho'}, [b_2^i]_{\rho'}\} \|b_1^i - b_2^i\|_{\infty}^{\rho}, \end{aligned}$$

where the corresponding variables in place of \dots in $G(\dots, b_1^i, \dots)$ and $G(\dots, b_2^i, \dots)$ are the same and $\nabla_i f := \frac{\partial f}{\partial x_i}$. Therefore,

$$[G(b_1) - G(b_2)]_{\rho'} \leq \|\nabla G\|_\infty \sum_{i=1}^n [b_1^i - b_2^i]_{\rho'} + [\nabla G]_\rho \sum_{i=1}^n \max\{[b_1^i]_{\rho'}, [b_2^i]_{\rho'}\} \|b_1^i - b_2^i\|_\infty^\rho$$

and (5.1) follows. \square

Lemma 5.2. *Let ψ be a $C^{2+\alpha}$ -function defined in a tubular neighborhood of the unit circle $\mathbb{S}^1 \subset \mathbb{R}^2$ such that*

$$0 < m \leq \min_{\nu \in \mathbb{S}^1} \psi(\nu) \leq \max_{\nu \in \mathbb{S}^1} \psi(\nu) \leq \frac{1}{m}$$

for some $m \in (0, 1]$. For $T > 0$ and $m_1, m_2 > 0$, let X_{T, m_1, m_2} be the subset of all $v \in C_T^{\frac{\alpha}{2}, \alpha}$ such that

$$\min_{t \in [0, T], x \in [0, 1]} |v(t, x)| \geq m_1 \quad \text{and} \quad \|v\|_{C_T^{\frac{\alpha}{2}, \alpha}} \leq m_2.$$

For $v \in X_{T, m_1, m_2}$ define

$$a(v) := |v|^{-2} \psi\left(\frac{v}{|v|}\right).$$

Then for any $v', v'' \in X_{T, m_1, m_2}$

$$\begin{aligned} \|a(v') - a(v'')\|_\infty &\leq L \|v' - v''\|_\infty, \\ [a(v') - a(v'')]_{\alpha, x} &\leq L \left[\|v' - v''\|_\infty + [v' - v'']_{\alpha, x} \right], \end{aligned} \quad (5.4)$$

$$[a(v') - a_1(v'')]_{\alpha/2, t} \leq L \left[\|v' - v''\|_\infty + [v' - v'']_{\alpha/2, t} \right], \quad (5.5)$$

and

$$\|a(v')\|_{C_T^{\alpha, \frac{\alpha}{2}}} \leq L, \quad (5.6)$$

where L depends (continuously) only on $m_1, m_2, \|\psi\|_\infty, \|\nabla \psi\|_\infty$ and $\|\nabla^2 \psi\|_\infty$.

In the proof of Theorem 3.9 we apply this lemma with functions whose space-derivative v_x belongs to $X_{T, \delta/2, M}$ and $\psi = \beta_j$.

Proof. Note that $\xi \in \mathbb{R}^2 \mapsto |\xi|^{-n}, n \in \mathbb{N}$, is Lipschitz continuous in $\{|\xi| \geq m_1\}$. Indeed,

$$\begin{aligned} \left| |\xi_1|^{-n} - |\xi_2|^{-n} \right| &\leq \frac{|\xi_1 - \xi_2|}{|\xi_1|^n |\xi_2|^n} \sum_{i=0}^{n-1} |\xi_1|^i |\xi_2|^{n-1-i} \\ &\leq \frac{n |\xi_1 - \xi_2|}{|\xi_1|^n |\xi_2|^n} \max\{|\xi_1|^{n-1}, |\xi_2|^{n-1}\} \\ &\leq \frac{n |\xi_1 - \xi_2|}{\min\{|\xi_1|^n, |\xi_2|^n\} \max\{|\xi_1|, |\xi_2|\}} \end{aligned}$$

so that

$$\left| |\xi_1|^{-n} - |\xi_2|^{-n} \right| \leq \frac{n}{m_1^{n+1}} |\xi_1 - \xi_2|.$$

Similarly, the map $\xi \mapsto \frac{\xi}{|\xi|}$ is Lipschitz in $\{|\xi| \geq m_1\}$:

$$\left| \frac{\xi_1}{|\xi_1|} - \frac{\xi_2}{|\xi_2|} \right| \leq \frac{|\xi_1 - \xi_2|}{|\xi_1|} + \frac{||\xi_1| - |\xi_2||}{|\xi_1|} \leq \frac{2|\xi_1 - \xi_2|}{|\xi_1|}$$

so that

$$\left| \frac{\xi_1}{|\xi_1|} - \frac{\xi_2}{|\xi_2|} \right| \leq \frac{2}{m_1} |\xi_1 - \xi_2|.$$

Let

$$E := \{m_1 \leq |\xi| \leq m_2\}$$

and let us estimate $\|a\|_\infty$ and $[a]_\alpha$ in E . Obviously,

$$\|a\|_\infty \leq \frac{\|\psi\|_\infty}{m_1}$$

and

$$\begin{aligned} |a(\xi') - a(\xi'')| &\leq \left| |\xi'|^{-2} - |\xi''|^{-2} \right| \psi\left(\frac{\xi'}{|\xi'|}\right) + |\xi''|^{-2} \left| \psi\left(\frac{\xi'}{|\xi'|}\right) - \psi\left(\frac{\xi''}{|\xi''|}\right) \right| \\ &\leq \frac{2\|\psi\|_\infty}{m_1^3} |\xi' - \xi''| + \frac{2\|\nabla\psi\|_\infty}{m_1^3} |\xi' - \xi''| \\ &= \frac{2\|\psi\|_\infty + 2\|\nabla\psi\|_\infty}{m_1^3} |\xi' - \xi''| \end{aligned}$$

so that

$$\|a(v') - a(v'')\|_\infty \leq \frac{2\|\psi\|_\infty + 2\|\nabla\psi\|_\infty}{m_1} \|v' - v''\|_\infty.$$

Moreover, since ψ is $C^{2+\alpha}$ in a tubular neighborhood of \mathbb{S}^1 , the function

$$\nabla a(\xi) = |\xi|^{-5} [\nabla\psi(\xi/|\xi|) \cdot \xi^c] \xi^c - 4|\xi|^{-4} \psi(\xi/|\xi|) \xi,$$

is Lipschitz, where $\xi^c = (\xi_2, \xi_1) \in \mathbb{R}^2$. Its Lipschitz constant does not exceed

$$L_1 := \frac{5\|\nabla\psi\|_\infty + 2\|\nabla^2\psi\|_\infty}{m_1^6} m_2^2 + \frac{16\|\psi\|_\infty + 10\|\nabla\psi\|_\infty}{m_1^5} m_2 + \frac{4\|\psi\|_\infty}{m_1^4}.$$

Now by Lemma 5.1 applied with a , $\rho = 1$ and $\rho' = \alpha$ and $\rho' = \alpha/2$ we get

$$[a(v') - a(v'')]_{\alpha,x} \leq \|a\|_\infty [v' - v'']_{\alpha,x} + \|\nabla a\|_\infty \max\{[v']_{\alpha,x}, [v'']_{\alpha,x}\} \|v' - v''\|_\infty$$

and

$$\begin{aligned} [a(v') - a(v'')]_{\alpha/2,t} &\leq \|a\|_\infty [v' - v'']_{\alpha/2,t} \\ &+ \|\nabla a\|_\infty \max\{[v']_{\alpha/2,t}, [v'']_{\alpha/2,t}\} \|v' - v''\|_\infty, \end{aligned}$$

and hence, estimates (5.4)-(5.5) follow with

$$L := \max\{\|\psi\|_\infty/m_1, L_1\}.$$

The proof of (5.6) is similar. □

REFERENCES

- [1] B. Andrews: Evolving convex curves. *Calc. Var. Partial Differential Equations* **7** (1998), 315–371.
- [2] B. Andrews: Singularities in crystalline curvature flows. *Asian J. Math.* **6** (2002), 101–121.
- [3] B. Andrews, P. Bryan: Curvature bound for curve shortening flow via distance comparison and a direct proof of Grayson’s theorem. *J. Reine Angew. Math.* **653** (2011), 179–187.
- [4] P. Baldi, E. Haus, C. Mantegazza: Non-existence of theta-shaped self-similarly shrinking networks moving by curvature. *Comm. Partial Differential Equations* **43** (2018), 403–427.
- [5] P. Baldi, E. Haus, and C. Mantegazza: Networks self-similarly moving by curvature with two triple junctions. *Atti Accad. Naz. Lincei Rend. Lincei Mat. Appl.* **28** (2017), 323–338.
- [6] P. Baldi, E. Haus, and C. Mantegazza: On the classification of networks self-similarly moving by curvature. *Geom. Flows* **2** (2017), 125–137.

- [7] G. Bellettini: Anisotropic and crystalline mean curvature flow, A Sampler of Riemann-Finsler Geometry (D. Bao, R. L. Bryant, S.-S. Chern, Z. Shen eds.), *Mathematical Sciences Research Institute Publications* **50** (2004), 49–83.
- [8] G. Bellettini, P. Buttá, E. Presutti: Sharp interface limits for non-local anisotropic interactions. *Arch. Rational Mech. Anal.* **159** (2001), 109–135.
- [9] G. Bellettini, V. Caselles, A. Chambolle, M. Novaga: Crystalline mean curvature flow of convex sets. *Arch. Rational Mech. Anal.* **179** (2005), 109–152.
- [10] G. Bellettini, M. Chermisi, M. Novaga: Crystalline curvature flow of planar networks. *Interfaces Free Bound.* **8** (2006), 481–521.
- [11] G. Bellettini, Sh.Yu. Kholmatov: Minimizing movements for mean curvature flow of partitions. *SIAM J. Math. Anal.* **50** (2018), 4117–4148.
- [12] G. Bellettini, A. Chambolle, Sh. Kholmatov: Minimizing movements for forced anisotropic mean curvature flow of partitions with mobilities. *Proc. Royal Soc. Edinburgh Section A: Mathematics* **151** (2021), 1135–1170.
- [13] G. Bellettini, M. Novaga, M. Paolini: On a crystalline variational problem, Part I: first variation and global L^∞ regularity. *Arch. Rational Mech. Anal.* **157** (2001), 165–191.
- [14] G. Bellettini, M. Novaga, M. Paolini: Facet-breaking for three-dimensional crystals evolving by mean curvature. *Interfaces Free Bound.* **1** (1999), 39–55.
- [15] G. Bellettini, M. Novaga, G. Riey: First variation of anisotropic energies and crystalline mean curvature for partitions. *Interfaces Free Bound.* **5** (2003), 331–356.
- [16] O. Benois, T. Bodineau, P. Buttá, E. Presutti: On the validity of the van der Waals theory of surface tension. *Markov Process. Related Fields* **3** (1997) 175–198.
- [17] L. Bronsard, F. Reitich: On three-phase boundary motion and the singular limit of a vector-valued Ginzburg-Landau equation. *Arch. Rational Mech. Anal.* **124** (1993), 355–379.
- [18] J. Cahn: Stability, microstructural evolution, grain growth, and coarsening in a two-dimensional two-phase microstructure. *Acta Metall. Mater.* **39** (1991), 2189–2199.
- [19] I. Cioranescu: *Geometry of Banach Spaces, Duality Mappings and Nonlinear Problems*. Series: Mathematics and its applications **62**. Kluwer Academic Publishers, 1990.
- [20] J.W. Cahn, C.A. Handwerker, J.E. Taylor: Geometric models of crystal growth. *Acta Metall. Mater.* **40** (1992), 1443–1474.
- [21] J. Cahn, G. Kalonji: Symmetries of grain boundary trijunctions. *J. Phys. Chem. Solids* **55** (1994), 1017–1022.
- [22] X. Chen, J.-S. Guo: Self-similar solutions of a 2-D multiple-phase curvature flow. *Phys. D* **229** (2007), 22–34.
- [23] J. De Coninck, F. Dunlop, V. Rivasseau: On the microscopic validity of the Wulff construction and of the generalized Young equation. *Commun. Math. Phys.* **121** (1989), 401–419.
- [24] R.L. Dobrushin, R. Kotecký, S.B. Shlosman: A microscopic justification of the Wulff construction. *J. Stat. Phys.* **72** (1993), 1–14.
- [25] Y. Epshteyn, Ch. Liu, M. Mizuno: Motion of grain boundaries with dynamic lattice misorientations and with triple junctions drag. *SIAM J. Math. Anal.* **53** (2021), 3072–3097.
- [26] H. Garcke, B. Nestler: A mathematical model for grain growth in thin metallic films. *Math. Models Methods Appl. Sci.* **10** (2000), 895–921.
- [27] Y. Giga, M. Gurtin, J. Matias: On the dynamics of crystalline motion. *Japan J. Indust. Appl. Math.* **15** (1998), 7–50.
- [28] Y. Giga, N. Pozăr: A level set crystalline mean curvature flow of surfaces. *Adv. Differential Equations* **21** (2016), 631–698.
- [29] Y. Giga, N. Pozăr: Approximation of general facets by regular facets with respect to anisotropic total variation energies and its application to crystalline mean curvature flow. *Comm. Pure Appl. Math.* **71** (2018), 1461–1491.
- [30] Y. Giga, N. Pozăr: Motion by crystalline-like mean curvature: A survey. *Bull. Math. Sc.* **12** (2022).
- [31] C. Herring: Some theorems on the free energies of crystal surfaces. *Phys. Rev.* **82** (1951), 87–93.
- [32] C. Herring: Surface tension as a motivation for sintering. *Fundamental Contributions to the Continuum Theory of Evolving Phase Interfaces in Solids*. Springer, Berlin, Heidelberg, 1999.
- [33] T. Ilmanen, A. Neves, F. Schulze: On short time existence for the planar network flow. *J. Differential Geom.* **111** (2019), 39–90.

- [34] D. Kinderlehrer, C. Liu: Evolution of grain boundaries. *Math. Models Methods Appl. Sci.* **11** (2001), 713–729.
- [35] H. Kröner, M. Novaga, P. Pozzi: Anisotropic curvature flow of immersed networks. *Milan J. Math.* **89** (2021) 147–186.
- [36] T. Laux, F. Otto: Convergence of the thresholding scheme for multi-phase mean curvature flow. *Calc. Var. Partial Differential Equations* **55** (2016), 55–129.
- [37] J. Lira, R. Mazzeo, A. Pluda, M. Saez: Short-time existence for the network flow. Preprint, arXiv:2101.04302 [math.DG].
- [38] A. Magni, C. Mantegazza, M. Novaga: Motion by curvature of planar networks II. *Ann. Sc. Norm. Sup. Pisa* **15** (2016), 117–144.
- [39] C. Mantegazza, M. Novaga, A. Pluda: Motion by curvature of networks with two triple junctions. *Geom. Flows* **2** (2017), 18–48.
- [40] C. Mantegazza, M. Novaga, A. Pluda, F. Schulze: Evolution of networks with multiple junctions. arXiv:1611.08254 [math.DG].
- [41] C. Mantegazza, M. Novaga, V. M. Tortorelli: Motion by curvature of planar networks. *Ann. Scuola Norm. Sup. Pisa Cl. Sci. (5)* **3** (2004), 235–324.
- [42] W. Mullins: Two-dimensional motion of idealized grain boundaries. *J. Appl. Phys.* **27** (1956), 900–904.
- [43] S.B. Shlosman: The Wulff construction in statistical mechanics and combinatorics. *Russ. Math. Surv.* **56** (2001).
- [44] V. Solonnikov: On boundary value problems for linear parabolic systems of differential equations of general form. *Trudy Mat. Inst. Steklov* **83** (1965), 3–163.
- [45] J.E. Taylor: Crystalline variational problems. *Bull. Amer. Math. Soc.* **84** (1978), 568–588.
- [46] J.E. Taylor: Constructions and conjectures in crystalline nondifferential geometry. *Differential Geometry, in A symposium in honour of Manfredo do Carmo, Pitman Monogr. Surveys Pure Appl. Math.* **52** (1991), 321–336.
- [47] J.E. Taylor: II - mean curvature and weighted mean curvature. *Acta Metall. Mater.* **40** (1992), 1475–1485.
- [48] J.E. Taylor: Motion of curves by crystalline curvature, including triple junctions and boundary points. *Differential Geometry, Proc. Sympos. Pure Math.* **54** (1993), 417–438.
- [49] J.E. Taylor, J.W. Cahn, C.A. Handwerker: Overview No. 98 I - Geometric models of crystal growth. *Acta Metall. Mater.* **40** (1992), 1443–1474.
- [50] Y. Tonegawa: *Brakke’s Mean Curvature Flow*. Springer briefs in Mathematics, Singapore, 2019.

(G. Bellettini) UNIVERSITY OF SIENA, VIA ROMA 56, 53100 SIENA, ITALY, & INTERNATIONAL CENTRE FOR THEORETICAL PHYSICS (ICTP), STRADA COSTIERA 11, 34151 TRIESTE (ITALY)

Email address: `bellettini@diism.unisi.it`

(Sh. Kholmatov) FAKULTÄT FÜR MATHEMATIK, UNIVERSITÄT WIEN, OSKAR-MORGENSTERN PLATZ 1, 1090 WIEN (AUSTRIA)

Email address: `shokhrukh.kholmatov@univie.ac.at`