

Curie-law crossover in spin liquids

Rico Pohle^{1,2} and Ludovic D. C. Jaubert³

¹*Theory of Quantum Matter Unit, Okinawa Institute of Science and Technology Graduate University, Onna-son, Okinawa 904-0412, Japan*

²*Department of Applied Physics, University of Tokyo, Hongo, Bunkyo-ku, Tokyo 113-8656, Japan*

³*CNRS, University of Bordeaux, LOMA, UMR 5798, F-33400 Talence, France*

(Dated: July 17, 2023)

The Curie-Weiss law is widely used to estimate the strength of frustration in frustrated magnets. However, the Curie-Weiss law was originally derived as an estimate of magnetic correlations close to a mean-field phase transition, which – by definition – is absent in spin liquids. Instead, the susceptibility of spin liquids is known to undergo a Curie-law crossover between two magnetically disordered regimes. Here, we study the generic aspect of the Curie-law crossover by comparing a variety of frustrated spin models in two and three dimensions, using both classical Monte Carlo simulations and analytical Husimi tree calculations. Husimi tree calculations fit remarkably well the simulations for all temperatures and almost all lattices. We also propose a Husimi Ansatz for the reduced susceptibility χT , to be used in complement to the traditional Curie-Weiss fit in order to estimate the Curie-Weiss temperature θ_{cw} . Applications to materials are discussed.

I. INTRODUCTION

The Curie-Weiss law is a simple and useful tool to estimate the behavior of the susceptibility χ for conventional magnets at high temperatures^{1–5}

$$\chi = \frac{C}{T - \theta_{\text{cw}}}, \quad (1)$$

with C the Curie constant, and θ_{cw} the Curie-Weiss temperature. In a Landau mean-field treatment⁶, $|\theta_{\text{cw}}|$ represents the transition temperature. The sign of θ_{cw} indicates dominant ferromagnetic ($\theta_{\text{cw}} > 0$) or antiferromagnetic ($\theta_{\text{cw}} < 0$) interactions, while the limit $\theta_{\text{cw}} \rightarrow 0$ represents the susceptibility of a paramagnet, given by the Curie law, $\chi = C/T$. For more details about the calculation of the Curie-Weiss law in susceptibility measurements, we refer the reader to the recent tutorial by Mugiraneza & Hallas [5].

In frustrated magnets, the Curie-Weiss temperature is often used to measure the “frustration index”⁷

$$f = \frac{|\theta_{\text{cw}}|}{T^*}, \quad (2)$$

by comparing the transition, or freezing, temperature of a material, T^* , to its mean-field expectation, $|\theta_{\text{cw}}|$, for an unfrustrated system. Large values of f account for strong frustration in the system. For a spin liquid where $T^* \rightarrow 0^+$ theoretically, the frustration index diverges. Being a priori readily accessible to experiments, this quantity f has become a convenient tool to gauge how frustrated a system is.

But as many successful, broadly used indicators, a few shortcomings are inevitable. Deviations from the standard Curie-Weiss law have been studied in a variety of magnetic systems, such as spin glasses^{8,9}, the pyrochlore molybdate $\text{Y}_2\text{Mo}_2\text{O}_7$ ¹⁰, the valence bond glass Ba_2YMoO_6 ¹¹, or Kitaev materials with strong spin-orbit coupling¹², to cite but a few. For example in anisotropic

lattices, the high-temperature Curie constant and low-temperature transition temperature may be set by different energy scales, giving rise to an artificially large parameter f even when the system is barely frustrated^{13,14}.

In spin liquids, this deviation has been rationalized as the onset of a Curie-law crossover^{15,16} between the universal high-temperature Curie law and a low-temperature, model-specific, spin-liquid Curie law^{16–19}. The problem is that fitting the susceptibility of spin liquids with a Curie-Weiss law always gives an answer, but not necessarily the right one, as illustrated for the Ising kagome antiferromagnet in Fig. 1. Beyond the traditional difficulties to measure the Curie-Weiss temperature^{5,12}, frustration precisely prevents the phase transition in spin liquids that would justify the Curie-Weiss fit as a mean-field approximation of a scaling law with critical exponent $\gamma = 1$. Eq. (1) is only valid at high temperature as a first order perturbation of the Curie law. And whether this high-temperature regime is accessible to experiments then becomes an important question^{5,12}. Internal energy scales such as a single-ion crystal field, a band gap, the structural distortion of the lattice or even the melting of the materials might prevent access to the necessary high temperatures. In that case, the values of the Curie constant and Curie-Weiss temperature strongly depend on the temperature range of the fitting procedure^{16,20}. The latter can even change sign when the exchange coupling is particularly small (see e.g. Refs. [21 and 22] for $\text{Dy}_2\text{Ti}_2\text{O}_7$). And as a high-temperature expansion of the susceptibility, the Curie-Weiss fit is not designed to capture the spin-liquid behavior at low temperatures.

To summarise the issue, applying the Curie-Weiss fit to frustrated magnets means applying a method that has been derived around a mean-field critical point, to a class of systems where this critical point is absent by definition.

Our goal in this paper is to rationalise this conceptual divergence of viewpoints and to build a generic understanding of the Curie-law crossover in spin liquids. Is it possible to quantify how the magnetic susceptibility de-

viates from the Curie-Weiss law, not just for a specific model but for frustrated magnets in general? In particular, can we identify generic features? Practically, understanding the limits of the Curie-Weiss fit will help estimate the appropriate temperature window to measure the Curie-Weiss temperature, and what to do when this window is not experimentally available.

II. SUMMARY OF RESULTS

Since our goal is to build a generic picture of the Curie-law crossover for spin liquids, we will study a variety of frustrated lattices in two and three dimensions [Fig. 2], first considering Ising spins, then extending the analysis to include continuous Heisenberg spins, anisotropic exchange, and finally analyzing experimental data of materials with quantum spins. Our motivation here is not to study each model individually. That has already been done extensively in the literature; see e.g. the following references for the two dimensional triangular^{18,23,24}, kagome^{19,25}, square-kagome^{13,26,27}, checkerboard^{28,29} and ruby³⁰ lattices, and for the three dimensional trillium³¹, hyperkagome³², and pyrochlore^{16,17,33–35} lattices. Instead, we will compare these models together, understand why similarities appear between some of them, and build an overall intuition for the phenomenon of the Curie-law crossover in spin liquids.

On the theoretical front, comparing unbiased classical Monte Carlo simulations to the analytical Husimi-Tree approximation shows that thermodynamic quantities are, to a large extent, independent of the lattice dimension, and even of the structure of the lattice beyond the minimal frustrated unit cells [Fig. 5]. What essentially matters is simply the type of frustrated unit cell (triangle, tetrahedron, ...) and the local connectivity between them. In addition, we also show how to compute correlations on Husimi trees with a non-trivial distribution of sublattices and local easy-axes on trillium and hyperkagome lattices. [Appendix C4].

On the experimental front, one of our take-home messages is that the reduced susceptibility χT (that is frequently used by chemists) is a very useful complement to the inverse susceptibility $1/\chi$ for frustrated magnets. The Curie-law crossover is especially transparent in this quantity, between two horizontal asymptotic lines. χT thus immediately tells us (i) how far we are from the high-temperature Curie law, and (ii) the presence or absence of a low-temperature spin-liquid Curie law. This is especially useful because some frustrated materials may ultimately order or freeze at a very low temperature T^* . But if the reduced susceptibility χT reaches a low-temperature plateau at $T_p \gg T^*$, then it is a solid indication that a strongly correlated regime characteristic of a spin liquid exists over a finite temperature window $T^* < T < T_p$.

In order to describe the Curie-law crossover in its

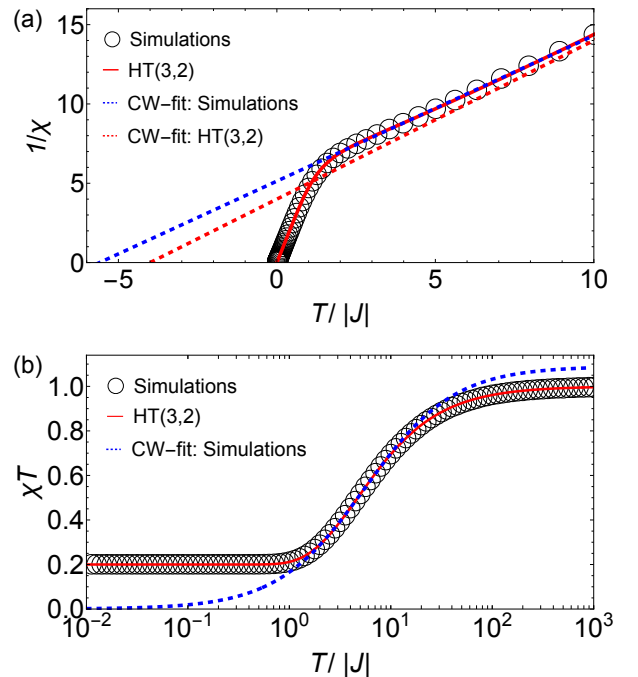


FIG. 1. Curie-law crossover in spin liquids. Both panels compare susceptibility results from Monte Carlo (MC) simulations of the Ising antiferromagnet on the kagome lattice [Eq. (5) and Fig. 2(b)] (open black circles) to their corresponding results on the Husimi tree “HT(3,2)” [Eq. (C19) and Fig. 3(a)] (solid red line). (a) Inverse susceptibility $1/\chi$ on a linear temperature scale. The Curie Weiss fit has been obtained from fitting data for $2 < T/J < 10$ (blue dashed line), giving $\theta_{cw}^{\text{fit}} \approx -5.6J$ different from the known exact value of $-4J$ (red dashed line), obtained from a Curie-Weiss fit of the HT(3,2) curve. (b) Same results are plotted for the reduced susceptibility χT on a semi-logarithmic plot. The Husimi tree “HT(3,2)” result matches quantitatively with MC simulations, and shows the crossover between two different Curie constants at high-T ($C_\infty = 1$ in paramagnetic phase) and low-T ($C_0 = 0.2$ in spin liquid phase), corresponding to two different Curie laws. If the fit is done in the intermediate crossover region ($2 - 10|J|$), which is typically the region accessible to experiments (see Section VI), the resulting Curie-Weiss law quickly deviates from simulations.

entirety, we introduce the following fitting Ansatz [Fig. 1(b)]:

$$\chi T^{\text{fit}} = \frac{1 + b_1 \exp[c_1/T]}{a + b_2 \exp[c_2/T]}, \quad (3)$$

inspired by the above analogy between disparate models and Husimi-tree calculations. This empirical Ansatz provides a complementary estimate of the Curie constant and Curie-Weiss temperature,

$$C = \frac{1 + b_1}{a + b_2} \quad \& \quad \theta_{cw} = \frac{b_1 c_1}{1 + b_1} - \frac{b_2 c_2}{a + b_2}, \quad (4)$$

that is not based on a high-temperature expansion. Hence, if Eq. (4) agrees with values obtained from a

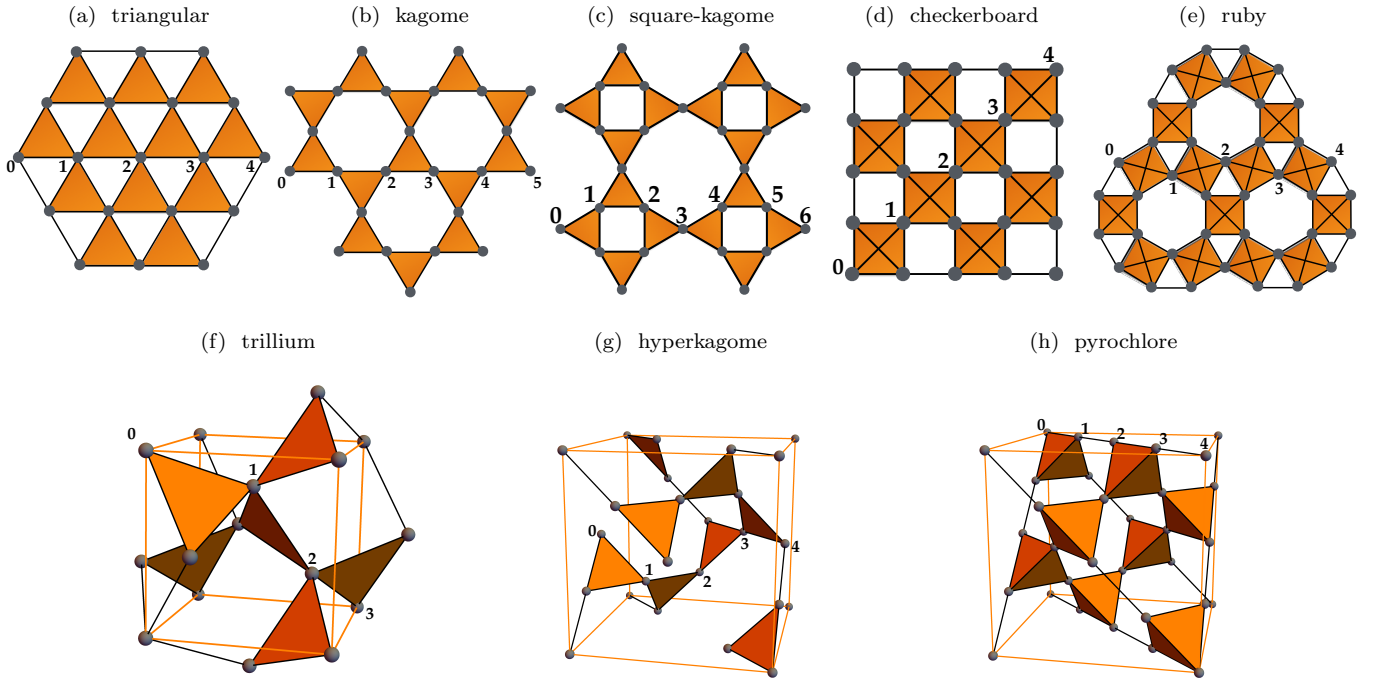


FIG. 2. Corner-sharing lattices in two and three dimensions involve different lengths of minimal loops \mathcal{L} between frustrated cells. (a) triangular lattice ($\mathcal{L} = 3$), (b) kagome lattice ($\mathcal{L} = 6$), (c) square-kagome lattice ($\mathcal{L} = 4$), (d) checkerboard lattice ($\mathcal{L} = 4$), (e) ruby lattice ($\mathcal{L} = 3$), (f) trillium lattice ($\mathcal{L} = 5$), (g) hyperkagome lattice ($\mathcal{L} = 10$), and (f) pyrochlore lattice ($\mathcal{L} = 6$). Thermodynamic observables for each lattice (see Fig. 5) have been obtained numerically with classical Monte Carlo simulations of Hamiltonian \mathcal{H} [Eq. (5)], as described in Appendix B. While commonly referred to “edge sharing” in the literature, we describe the triangular lattice as corner sharing to emphasise its analogy with the trillium lattice in three dimensions and the corresponding Husimi tree HT(3,3) in Fig. 3(c). Numbers on lattice sites indicate the Manhattan distance ℓ , used in Fig. 6.

Curie-Weiss fit, then it is reasonable to consider them as an accurate description of the material. On the other hand if there is a noticeable mismatch, then it is likely that experimental data have not reached the high-temperature regime where the Curie-Weiss law is valid.

The remainder of this Article is structured as follows. In Sec. III, we introduce the models of classical spin liquids, defined with Ising spins on a variety of frustrated lattices in two and three dimensions [Fig. 2]. These models will be solved numerically with classical Monte Carlo simulations and analytically on their corresponding Husimi trees [Fig. 3].

In Sec. IV, we present thermodynamic quantities for all spin liquids introduced in Sec III and discuss analogies and signatures of their Curie-law crossover. In particular, we discuss the reason for the very good match between Monte-Carlo simulations and Husimi-tree calculations, despite the different lattice structure.

In Sec. V, we discuss the limitations of the conventional Curie-Weiss fit, showing the advantage to use the reduced susceptibility χT . We introduce and benchmark the Husimi Ansatz [Eq. (3)] to numerical simulations of spin-liquid models with Ising and continuous Heisenberg spins.

In Sec. VI, we apply this Ansatz to experimental data for the pyrochlore $\text{NaCaNi}_2\text{F}_7$ [36], the square-kagome $\text{KCu}_6\text{AlBiO}_4(\text{SO}_4)_5\text{Cl}$ [37] and the spiral spin liquid FeCl_3 [38].

In Sec. VII, we conclude with a brief summary and implications for future experiments on spin liquid materials.

Details on the lattice geometries, Monte Carlo simulations, Husimi tree calculations, connection to Coulomb gauge field theory, and structure factors are given in Appendices A, B, C, D and E respectively.

III. MODELS AND METHODS

A. The Ising model

In Sec. III and IV, we focus on thermodynamic properties of minimal spin-liquid models,

$$\mathcal{H} = J \sum_{\langle ij \rangle} \vec{S}_i \cdot \vec{S}_j, \quad (5)$$

for Ising spins $\vec{S}_i = \sigma_i \vec{e}_i$, with $\sigma_i = \pm 1$, and nearest-neighbour coupling J , applied to a variety of lattices, as shown in Fig. 2. We shall consider two types of Ising spins, either collinear along the same global z -axis

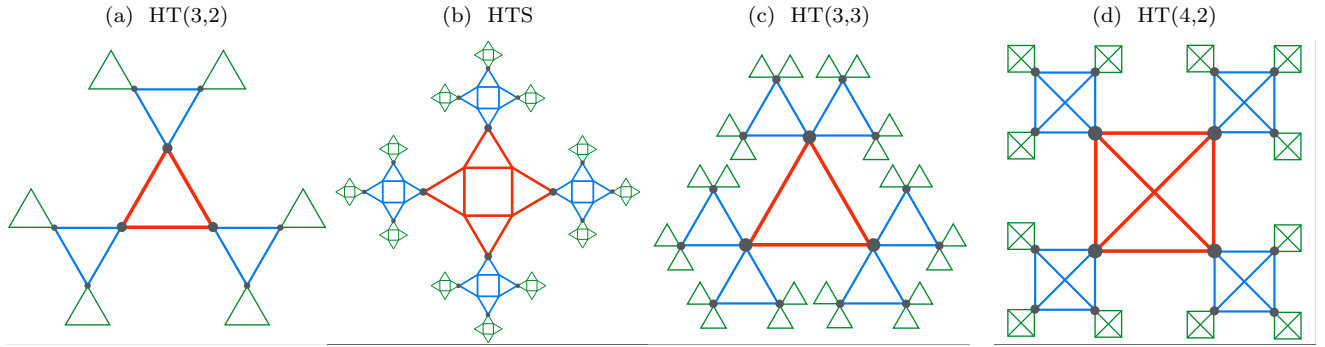


FIG. 3. Husimi Trees for various corner sharing lattices. Frustrated cells from real lattices [Fig. 2] are arranged on the Husimi tree (HT), with the central cell in red, the 1st shell in blue and the 2nd shell in green. (a) HT(3,2): for the kagome and hyperkagome lattice, with corner sharing triangular plaquettes. (b) HTS: for the square-kagome lattice. (c) HT(3,3): for the triangular and trillium lattice, where three triangular plaquettes share one corner. (d) HT(4,2): for the checkerboard, ruby and pyrochlore lattice, which is made of corner-sharing square/tetrahedron plaquettes.

\vec{e}_z , or oriented along their local easy axis \vec{e}_i attached to the sublattice of site i . The latter is motivated from single-ion anisotropy, as found, for example, in kagome materials like $\text{Dy}_3\text{Mg}_2\text{Sb}_3\text{O}_{14}$ ³⁹ and spin ices like $\text{Dy}_2\text{Ti}_2\text{O}_7$ and $\text{Ho}_2\text{Ti}_2\text{O}_7$ on the pyrochlore lattice^{40,41}, and EuPtSi ^{31,42,43} on the trillium lattice. We shall refer to each system as “global-axis” and “local-axis” models, as illustrated in Fig. 4. All local easy axes relevant for this work are defined in Appendix A. Global-axis and local-axis models are equivalent, up to a simple rescaling of the coupling constant J ^{44,45}

$$J_{\text{local}} = J_{\text{global}} (\vec{e}_i \cdot \vec{e}_j), \quad (6)$$

where i and j are two neighbouring sites. For lattices considered here, the scalar product $(\vec{e}_i \cdot \vec{e}_j)$ is the same for all neighbouring pairs, which means that the energy, specific heat and entropy of the two models are the same up to rescaling (6). However, magnetic quantities such as the susceptibility differ. In this work, the exchange coupling is always antiferromagnetic $J_{\text{global}} > 0$ (ferromagnetic $J_{\text{local}} < 0$) for global-axis (local-axis) models, in order to stabilise a spin-liquid ground state. From now on, all energies and temperatures are given in units of $J_{\text{global}} = 1$, understanding that the rescaling of Eq. (6) is always applied for local-axis models.

In Sec. V, the Hamiltonian of Eq. (5) will also be considered for continuous Heisenberg spins.

B. Spin liquids on the Husimi tree

The frustrated Ising model [Eq. (5)] on corner-sharing lattices [see Fig. 2] can be solved, regardless of its physical dimension, by numerical methods such as classical Monte Carlo simulations [see Appendix B]. On the analytical front, however, the question is more delicate. Since correlations play a major role, one needs a method beyond standard mean-field theory, but nonetheless valid

for frustrated models across different dimensions. The Husimi-Tree (HT) calculation precisely fits our needs, by incorporating the local frustrated constraints of the lattice, irrespectively of its dimension. HT recursively extends from a central frustrated cell – e.g. a triangle or a tetrahedron – into a non-reciprocal lattice, without any internal loop beyond the frustrated cell [Fig. 3]. As a consequence, its boundary is of comparable size to the volume of the bulk^{54,55} and the HT remains a mean-field approach. It is thus inaccurate at critical points, except above their upper critical dimensions^{56–58}. But since we explicitly study models away from phase transitions, we expect pertinent analytical insights from the HT, spurred on by encouraging results on frustrated systems in the literature^{16,56–65}. Technical aspects of the HT method are explained in Appendix C including the explicit expressions of the thermodynamic quantities and how to include the non-collinear easy-axes of the different sublattices.

We will compare a variety of physical lattices, with different numbers of internal loops and frustrated unit cells [Fig. 2], to their pseudo-lattice counterparts on the

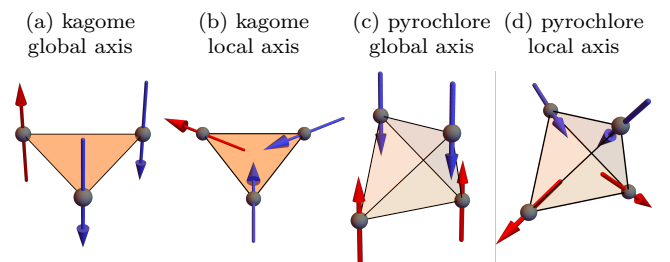


FIG. 4. While Ising models usually consider collinear spins (a),(c), the crystal field in materials may impose a local easy axis (b), (d) respecting the symmetry of the magnetic-ion environment, as illustrated here for the kagome and pyrochlore lattice. All local easy axes are defined in Appendix A.

Lattice	S $ _{T \rightarrow 0}$			$C_0 \equiv \chi T _{T \rightarrow 0}$	
	Monte Carlo	Husimi Tree	other methods	Monte Carlo	Husimi Tree
kagome	0.502(1)	$\frac{1}{3} \ln \frac{9}{2} \approx 0.5014^{46}$	0.50183 ⁴⁷	0.201(1) 1.988(1)	$\frac{1}{5}$ 2
hyperkagome	0.502(1)	$\frac{1}{3} \ln \frac{9}{2} \approx 0.5014^{46}$	n/a	0.200(1) 1.500(1)	$\frac{1}{5}$ $\frac{3}{2}$
square-kagome	0.504(1) ¹³	$\frac{1}{6} \ln \frac{41}{2} \approx 0.5034^{13}$	n/a	0.203(1)	0.2028
triangular	0.323(2)	$\ln \frac{3}{2} \approx 0.4055^{31}$	0.323066 ^{48,49}	0.162(8)	$\frac{1}{7}$
trillium	0.392(1) ³¹	$\ln \frac{3}{2} \approx 0.4055^{31}$	n/a	0.135(1) 0.969(1)	$\frac{1}{7}$ 1
ruby	0.194(1)	$\frac{1}{2} \ln \frac{3}{2} \approx 0.2027^{50}$	n/a	0.0	0
checkerboard	0.216(1)	$\frac{1}{2} \ln \frac{3}{2} \approx 0.2027^{50}$	$\frac{3}{4} \ln \frac{4}{3} \approx 0.2158^{51}$	0.0	0
pyrochlore	0.206(1)	$\frac{1}{2} \ln \frac{3}{2} \approx 0.2027^{50}$	0.205006(9) ⁵²	0.0 2.002(1) ¹⁷	0 2

TABLE I. Residual entropy $S|_{T \rightarrow 0}$ and spin liquid Curie constant C_0 , obtained from Monte Carlo (MC) simulations and Husimi tree (HT) calculations. Table cells including two lines for C_0 display results for global-axis (first line) and local-axis models (second line). HT calculations of C_0 are detailed in Appendix C 4. The column “other methods” compares the HT estimate, also known as Pauling entropy, to exact results when available (except for the 3D pyrochlore lattice obtained from series expansion). As a side remark, one should be aware that the Pauling entropy is not always a lower bound of the residual entropy on the corresponding real lattices (see Ref. [53] and Appendix C 5).

Husimi tree, which do not have any internally closed loops [Fig. 3]. Let us define \mathcal{L} as the smallest internal loop formed by frustrated cells on the physical lattice. We relate all physical lattices, as introduced in Fig. 2, to their corresponding HT trees, according to the number of sites per frustrated cell and their connectivity:

- (i) HT(3,2) [Fig. 3(a)] contains three sites in the frustrated cell, where each site is connected between two cells. It relates to the kagome ($\mathcal{L} = 6$), square-kagome ($\mathcal{L} = 4$) and hyperkagome ($\mathcal{L} = 10$) lattice. Considering the complexity of the frustrated cell in the square-kagome lattice, we also included the Husimi tree HTS [Fig. 3(b)] to improve the mean-field approximation.
- (ii) HT(3,3) [Fig. 3(c)] contains three sites in the frustrated cell, where each site is connected between three cells, and relates to the triangular ($\mathcal{L} = 3$) and trillium ($\mathcal{L} = 5$) lattice.
- (iii) HT(4,2) [Fig. 3(d)] contains four sites in the frustrated cell, where each site is connected between two cells, and relates to the checkerboard ($\mathcal{L} = 4$), ruby ($\mathcal{L} = 3$) and pyrochlore ($\mathcal{L} = 6$) lattice.

The similarity between a given lattice and its Husimi tree, taken individually, makes sense – except maybe for the triangular lattice, which will be discussed separately in Section IV D. In this set up we shall investigate the Curie-law crossover by comparing thermodynamic quantities between the physical lattice (as obtained by classical Monte Carlo simulations) and their corresponding pseudo lattice on the Husimi tree in the next section.

IV. THE CURIE-LAW CROSSOVER

The Curie-law crossover describes the evolution of the magnetic susceptibility between two different Curie laws¹⁶, whose origin becomes obvious when considering the reduced susceptibility χT :

$$\begin{aligned} \chi T &= \frac{1}{N} \sum_{i,j} \left[\langle \vec{S}_i \cdot \vec{S}_j \rangle - \langle \vec{S}_i \rangle \langle \vec{S}_j \rangle \right] \\ &= 1 + \frac{1}{N} \sum_{i \neq j} \langle \vec{S}_i \cdot \vec{S}_j \rangle. \end{aligned} \quad (7)$$

In magnetically disordered systems, as studied here, $\langle \vec{S}_i \rangle = 0$ for all temperatures, while translational invariance implies additionally that

$$\chi T = 1 + \sum_{i \neq 0} \langle \vec{S}_0 \cdot \vec{S}_i \rangle = \sum_i \langle \vec{S}_0 \cdot \vec{S}_i \rangle, \quad (8)$$

where \vec{S}_0 is an arbitrary “central” spin. In a paramagnet with uncorrelated spins, Eq. (8) gives the Curie constant

$$C_\infty \equiv \chi T |_{T \rightarrow \infty} = 1. \quad (9)$$

At zero temperature, the Curie constant is renormalised by the correlations of the spin liquid

$$C_0 \equiv \chi T |_{T \rightarrow 0} = \sum_i \langle \vec{S}_0 \cdot \vec{S}_i \rangle_{T \rightarrow 0}. \quad (10)$$

In fact, C_0 is nothing less than the integration of spin correlations in real space, with C_0 smaller (greater) than 1 for dominating antiferromagnetic (ferromagnetic) correlations.

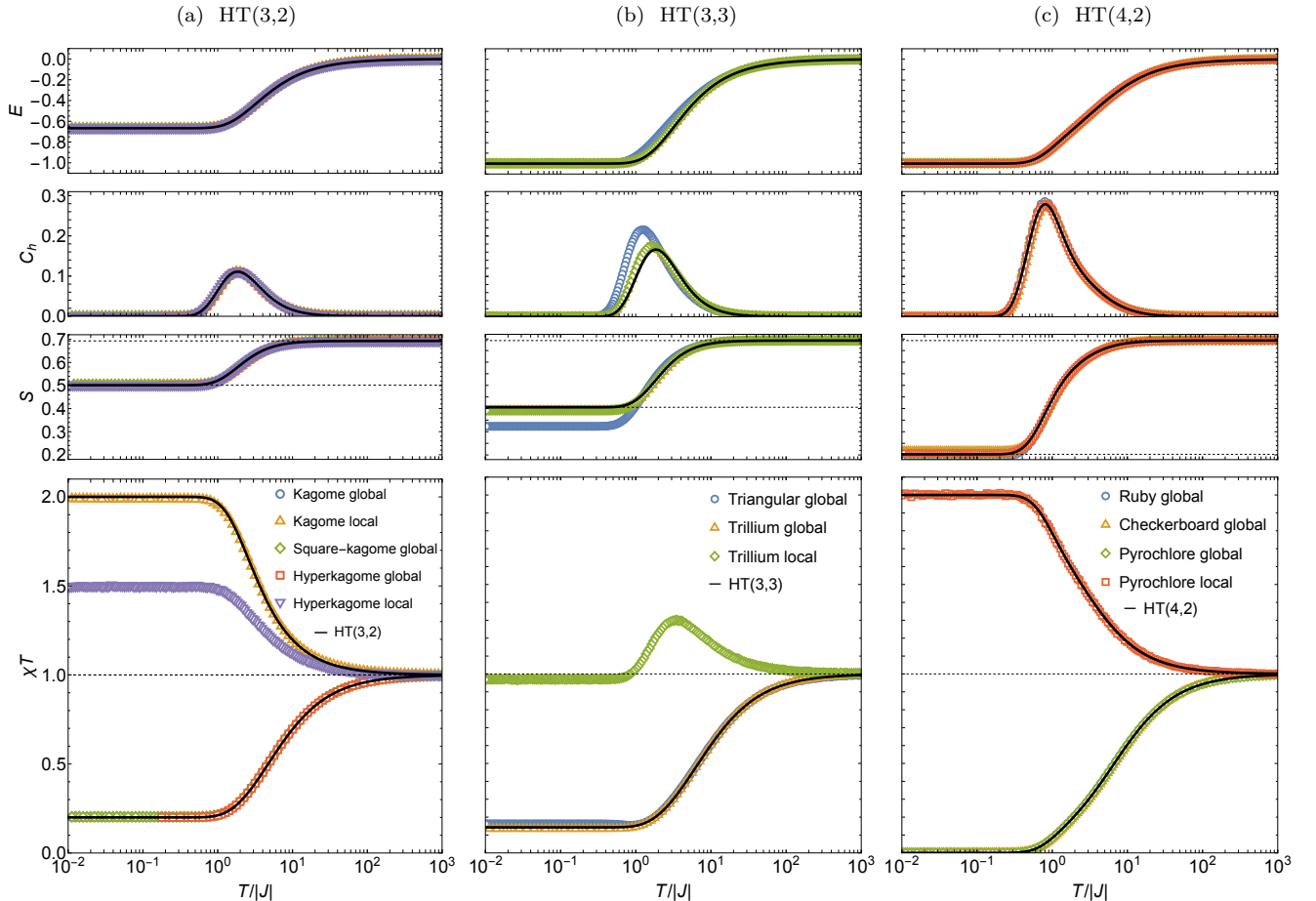


FIG. 5. Thermodynamic signatures of the Curie-law crossover in spin liquids. Comparison of the normalized energy E , specific heat C_h , entropy S and reduced susceptibility χT per spin for results obtained from classical Monte Carlo simulations (open symbols) on the physical lattices [Fig. 2] and analytical calculations (solid black lines) on their corresponding Husimi trees [Fig. 3]. Observables are shown on a semi-logarithmic plot. (a) Lattices with triangular cells, where each site belongs to two frustrated cells, HT(3,2): kagome, square-kagome and hyperkagome. (b) Lattices with triangular cells, where each site belongs to three frustrated cells, HT(3,3): trillium and triangular. (c) Lattices with tetrahedral cells, HT(4,2): checkerboard, ruby and pyrochlore. Results are given for global-axis and local-axis models, respectively labeled “global” and “local”, as explained in Sec. III. All systems perform a crossover from a high-temperature paramagnetic regime into a low-temperature classical spin-liquid regime. This is seen by two different Curie laws at high and low temperatures in the reduced susceptibility χT [Eq. (8)]. Technical details on simulations and analytics are given in Appendix B and C, respectively.

A. Thermodynamics

Fig. 5 displays thermodynamic observables: normalized energy E , specific heat C_h , entropy S and reduced susceptibility χT , obtained by simulating the Hamiltonian \mathcal{H} [Eq. (5)] with classical Monte Carlo simulations for the physical lattices [Fig. 2] and analytical calculations on their corresponding Husimi trees [Fig. 3]. As explained in the introduction, these systems have often been studied in the literature; see e.g. Refs. 13,16–19,23,24,26,27,29–32,34,35,46–52. Our interest here is not to study them individually, but to see how their thermodynamic properties compare to each other. In particular, classical spin liquids are known for their residual entropy as $T \rightarrow 0^+$, that measures the degeneracy of

the spin-liquid ground state. It can be categorized into three groups^{46–52} (corresponding to the three columns in Fig. 5), (i) kagome, square-kagome and hyperkagome lattices with $S(T \rightarrow 0) \approx 0.5$, (ii) triangular and trillium lattice with $S(T \rightarrow 0) \sim 0.3–0.4$, and (iii) ruby, checkerboard and pyrochlore lattices with $S(T \rightarrow 0) \approx 0.2$. The HT estimate of the residual entropy is also known as Pauling entropy, which, as a side-note, is not always a lower bound [see Appendix C 5].

The behavior of the entropy is accompanied by a change in magnetic correlations from a high-temperature regime with $C_\infty = 1$ to a model-dependent value C_0 at low temperatures [see also Table I]. The low-temperature Curie constant C_0 is not universal, making its value a characteristic property of the underlying spin liquid.

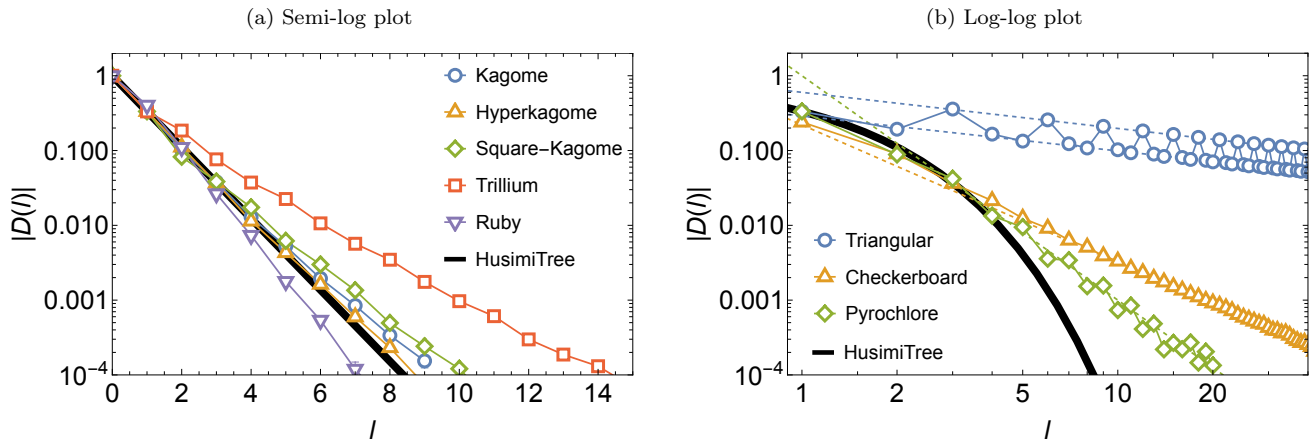


FIG. 6. Absolute value of the real-space spin-spin correlation length $|D(\ell)|$ at low temperature, deep in the spin liquid regime of \mathcal{H} [Eq. (5)], as obtained from classical Monte Carlo simulations for global-axis Ising spins on their physical lattices [Fig. 2], and their corresponding Husimi tree (HT). (a) Exponential decay $D(\ell) \sim e^{-\ell/\xi}$ on the kagome ($\xi = 1.10(2)$), hyperkagome ($\xi = 1.03(2)$), square-kagome ($\xi = 1.18(2)$) and ruby lattice ($\xi = 0.76(3)$) compare semi-quantitatively well with the exponential decay on the Husimi tree ($\xi_{\text{HT}} = 0.91$) [Eq. (15)]. (b) Algebraic decay $D(\ell) \sim 1/\ell^\alpha$ on the triangular ($\alpha = 0.476(10)$), checkerboard ($\alpha = 2$), and pyrochlore ($\alpha = 3$), lattice. On the checkerboard and pyrochlore lattices, correlations are known to decay algebraically (see Section IV C) but follow the HT exponential decay for the first three or four nearest neighbours, i.e. over a distance larger than ξ_{HT} . Correlations on the trillium ($\xi = 1.55(2)$) and triangular lattice deviate more strongly from HT expectations, which we believe causes the small, but visible, mismatch of thermodynamic quantities in Fig. 5(b). Note that for a relevant comparison between physical lattices and HT, we used the Manhattan distance ℓ , defined on paths for each lattice as shown in Fig. 2. For lattices in panel (b), the Manhattan distance is also the Euclidian distance. Panels (a) and (b) are respectively on a semi-log and log-log plot.

In some models, the value of C_0 is easy to understand. For the ruby, checkerboard and pyrochlore lattice with global axis spins, C_0 is zero [Fig. 5 (c)]. This is because their ground state respects the so-called ice rules^{44,45} with two up spins and two down spins per frustrated cell. The magnetization $M = |\sum_i \vec{e}_z \sigma_i|$ is thus not only globally zero on average, $\langle M \rangle = 0$, but also locally zero for all frustrated units. No fluctuations of the magnetization are allowed in the spin liquid, resulting in $\langle M^2 \rangle = 0$ and thus a vanishing reduced susceptibility. In other words, we get $C_0 = 0$ as can be expected for any system with a zero-magnetization plateau. For triangular frustrated units, the opposite reasoning applies because the magnetization cannot be canceled with three collinear Ising spins. Magnetic fluctuations persist down to zero temperature, and $\langle M^2 \rangle$ and χT remain finite.

Remarkably, thermodynamic observables match well within each group of lattices, despite their different physical dimensions. It was already known⁴⁶⁻⁵² that some models had very similar residual entropies as $T \rightarrow 0^+$. Here this similarity is further illustrated with the value of the spin-liquid Curie law C_0 [see Table I]. But more importantly, thermodynamic quantities are essentially the same for *all* temperatures within each group of models. For example, the 2D square-kagome model compares well with the 2D kagome, as recently noticed for quantum spins-1/2 [27], but also the 3D hyperkagome, while the

2D ruby model matches with 3D pyrochlore for all temperatures. Furthermore, thermodynamic observables for each group are well reproduced by their corresponding HT, suggesting that correlations barely depend on the physical dimension of the lattice. In the following we will try to understand why.

B. Husimi tree sets the correlation length

As seen in Eq. (10), C_0 corresponds to the integration of real-space correlations in the spin liquid [see also Table I]. Let us consider HT(3,2) whose $C_0 = 1/5$. This value deviates from Monte-Carlo results on the kagome and hyperkagome lattice within less than 1%. For the square-kagome lattice, the mismatch drops from 2% to 0.1% by including a more evolved version of the Husimi tree (see HTS in Fig. 3(b)), which contains a larger frustrated unit cell and includes internal loop lengths of four sites. Such a trend suggests the presence of a particularly small correlation length ξ in these systems.

To confirm our suggestion, let us define spin-spin correlations on the HT:

$$D(\ell) = \langle \vec{S}_0 \cdot \vec{S}_\ell \rangle = \langle \sigma_0 \sigma_\ell \rangle, \quad (11)$$

assuming that all spins are collinear along a global axis $\vec{S}_i = \sigma_i \vec{e}_z$. The fact that (i) there is no closed loop in the HT (beyond the size of the frustrated unit), (ii) the

Hamiltonian is invariant under time-reversal symmetry, and (iii) the HT is by definition locally the same at each vertex, allows us to formulate an exact expression for the spin-spin correlations

$$\begin{aligned} D(\ell) = \langle \sigma_0 \sigma_\ell \rangle &= \langle \sigma_0 \sigma_1^2 \sigma_2^2 \dots \sigma_{\ell-1}^2 \sigma_\ell \rangle \\ &= \langle \sigma_0 \sigma_1 \rangle \langle \sigma_1 \sigma_2 \rangle \dots \langle \sigma_{\ell-1} \sigma_\ell \rangle \\ &= \langle \sigma_0 \sigma_1 \rangle^\ell. \end{aligned} \quad (12)$$

The nearest-neighbor spin-spin correlation averaged over the ensemble of ground states can be easily calculated. And it turns out to be the same result for the three kinds of Husimi trees, HT(3,2), HT(3,3) and HT(4,2):

$$\langle \sigma_0 \sigma_1 \rangle = -1/3. \quad (13)$$

This means that correlations decay exponentially on Husimi trees, following the formula

$$D(\ell) = \left(-\frac{1}{3} \right)^\ell = (-1)^\ell e^{-\ell \ln 3}, \quad (14)$$

for all Husimi trees considered here, giving a correlation length

$$\xi_{\text{HT}} = \left(\ln 3 \right)^{-1} \approx 0.91. \quad (15)$$

More generally, for a Husimi tree whose frustrated units are made of N_u Ising spins fully connected between each other via antiferromagnetic couplings, the correlation length in the degenerate ground state is

$$\xi_{\text{HT}} = \frac{1}{\ln N_u}, \quad \text{if } N_u \text{ is odd,} \quad (16)$$

$$\xi_{\text{HT}} = \frac{1}{\ln(N_u - 1)}, \quad \text{if } N_u \text{ is even.} \quad (17)$$

Eq. (15) means that correlations decay typically over the nearest-neighbor distance in Husimi trees. This length scale is smaller than any loop in the real lattice, suggesting that correlations in real lattices may decay in a similar way at short distances. Monte Carlo simulations confirm this assumption on the kagome, hyperkagome³², square-kagome¹³ and ruby³⁰ lattice at low temperatures [Fig. 6(a)], whose correlation lengths are roughly the same as ξ_{HT} . Since the correlation length is expected to decrease upon heating, this short correlation length is consistent with the success of the HT approximation over the whole temperature range for global- and local-axis models alike.

For the sake of clarity, we should point out that the value of C_0 is *not* coming from a cutoff of the correlations beyond ξ_{HT} . Indeed, it would be tempting to see classical spin liquids as an ensemble of independent clusters of super spins (on each triangle or tetrahedron), and the spin-liquid Curie law as a form of superparamagnetism, as observed with ferromagnetic nanoparticles⁶⁶. However, we cannot recover the value $C_0 = 0.2$ for kagome-type

systems from such an argument. Appendix C4 shows that the resulting error scales like $-\frac{6}{5} \left(-\frac{2}{3} \right)^{L+1}$ on a Husimi tree of L layers. Even if correlations ultimately vanish at long distance, the cutoff necessary to approximately recover the value of C_0 is much larger than ξ_{HT} . To understand the similarity between simulations and analytics, it would be more accurate to see the paths connecting the central spin to the many spins on layer L on the infinite-dimensional Husimi tree of Fig. 3 as virtual paths of correlations connecting a pair of L^{th} nearest neighbors on the corresponding real lattice of Fig. 2. This picture is nearly exact up to the n^{th} nearest neighbor before closing the minimal loop of size \mathcal{L} on the real lattice ($n = \mathcal{L}/2 - 1$), which is why deviations between Monte Carlo and Husimi tree grow inversely with \mathcal{L} in Fig. 6: first hyperkagome, then kagome and finally square-kagome.

C. Coulomb field theory and flat bands

On the other hand, correlations on the checkerboard and pyrochlore lattices are algebraic at low temperature, scaling like $1/r^d$ [67], with d the physical dimension of the lattice. Their angular dependence is dipolar though, which means that the integration of these correlations over the entire system in Eq. (10) does not diverge, and C_0 is well defined. The dipolar nature of these correlations comes from the fact that their ground states are ice models, described by an emergent Coulomb field theory²⁹. With respect to the exponential decay of the HT, these algebraic correlations only differ beyond the third or fourth neighbour; see the comparison to the black curve on Fig. 6(b). In that sense the correlation length ξ_{HT} remains effectively relevant at short distances. That being said, one would have been forgiven to expect larger corrections to C_0 coming from the long-range algebraic tail. Here again we are left with the question: why are these corrections so small?

For models with a global axis, C_0 is known to be exactly zero (see discussion in Section IV A); the ice rules prevent magnetic fluctuations for all tetrahedra, and thus conveniently prevent any corrections. But this does not explain the match of Fig. 5(c) for the local-axis pyrochlore model, a.k.a. spin ice, where $C_0 \approx 2.0$. Magnetic fluctuations are allowed in the spin-ice ground state. Additionally, since the spin-ice model is ferromagnetic, the sum of Eq. (8) contains mostly positive terms, as opposed to the alternating series encountered for the integration of correlations in antiferromagnets [Appendix C4]. For the latter, potential corrections coming from algebraic correlations would partially cancel out; while they would a priori add up in the ferromagnetic model. This suggests that an alternative point of view is necessary.

Let us temporarily step away from Husimi trees and

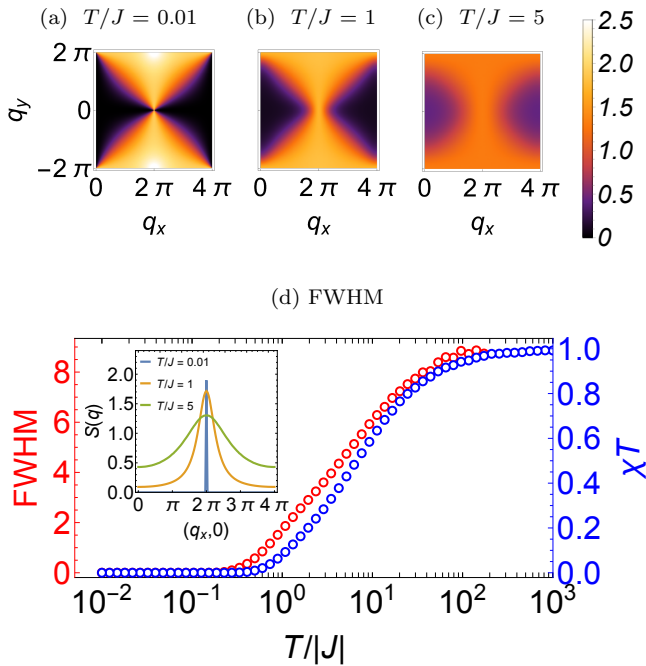


FIG. 7. Signatures of the Curie-law crossover in coulombic spin liquids. (a)–(c) equal-time structure factor $S(\mathbf{q})$ [Eq. (E1)] of \mathcal{H} [Eq. (5)] for Ising spins in their global axis on the checkerboard lattice, obtained from classical Monte Carlo simulations. The pinch-point gets broader upon heating. (d) Temperature-dependent full width at half maximum (FWHM) of pinch-points. FWHM has been obtained from a Lorentzian fit for line cuts of the pinch point along its singular q_x direction (see inset of (d)). The FWHM illustrates the Curie-law crossover in a similar way as the reduced susceptibility χT .

consider the other facet of spin ice, as a U(1) Coulomb gauge field. As mentioned previously this gauge-field texture comes from the ice rules, that can be rewritten as a divergence-free constraint on the magnetisation field \vec{M} [29]. But spin ice is not the only model supporting this type of texture. The ground state of the pyrochlore antiferromagnet with classical Heisenberg spins is a $U(1) \times U(1) \times U(1)$ Coulomb gauge field that has often been described as three copies of spin ice^{28,29,33,67}. The susceptibility of these divergence-free fields is readily available using the Self-Consistent Gaussian Approximation (SCGA). It means that with the proper normalisation, SCGA offers an alternative approach to compute C_0 and C_∞ [see Appendix D]. In particular it tells us that the ratio C_∞/C_0 is due to the topology of the magnetic band structure of the pyrochlore lattice^{68–71}; the ground state is composed of two degenerate flat bands, accounting for *half* ($C_\infty/C_0 = 1/2$) of the total number of bands.

To summarise, since C_0 comes from the integration of correlations [Eq. (10)], it is remarkable that algebraic correlations in real lattices give almost the same result as exponential correlations in Husimi trees [see pyrochlore

and checkerboard results in Fig. 5]. This is because $C_0 = 0$ is protected by the absence of local fluctuations for global-axis models, while $C_0 \approx 2.0$ is a direct consequence of the topology of the band structure for local-axis models.

Before closing our discussion on the checkerboard and pyrochlore lattices, let us take advantage of these dipolar correlations, whose signatures in the equal-time structure factor present sharp, singular features known as pinch points^{29,72,73}. Upon heating, these singular features broaden as topological-charge excitations disrupt the Coulomb field [Fig. 7 (a)–(c)]⁷⁴. By measuring their breadth, pinch points offer a quantitative way to measure the establishment of the spin liquid. Fig. 7(d) shows the full width at half maximum (FWHM) of the pinch point on the checkerboard lattice as a function of temperature. Our point is that the Curie-law crossover, as seen in χT , is able to grasp the evolution of FWHM, i.e. the build up of the spin liquid. And while only a fraction of spin liquids have characteristic, singular, patterns such as pinch points, the Curie-law crossover is a generic property of all spin liquids. This vindicates the Curie-law crossover as a useful signature of the onset of a spin liquid, and the reduced susceptibility χT as a suitable observable to measure it.

D. The triangular and trillium lattice

Let us now consider two systems with noticeably different geometries; the triangular and trillium lattice. While the latter is three dimensional and made of corner-sharing triangles, the former is two dimensional and usually seen as made of edge-sharing triangles. From the view point of Husimi trees, HT(3,3) is clearly a reasonable approximation for the trillium lattice, with each spin belonging to three triangles. But, even if less conventional, it can also be used for the triangular lattice^{65,75}, since each spin can similarly be seen as shared by three triangles (see colored lattice in Fig. 2(a)). The obvious caveat of this choice of Husimi tree (made of 3 spins) is that loops that are ignored, are of the same size than the frustrated triangular unit cell itself. However, by direct comparison between MC and HT(3,3) results in Fig. 5(b), the reduced susceptibility, χT , of the two antiferromagnetic models overlap with a quantitative difference appearing only below $T \lesssim 1$ [Fig. 8].

The excellent match above $T \gtrsim 1$ is in part due to the fact that the nearest-neighbour correlations in the degenerate ground state is $\langle \sigma_0 \sigma_1 \rangle = -1/3$ [23], for triangular and trillium systems in accordance with their corresponding Husimi tree [see Eq. (13)]. Indeed, the ground state energy is $E_{\text{gs}} = -N_{\text{bond}} J/3 = N_{\text{bond}} \langle \sigma_0 \sigma_1 \rangle$, where N_{bond} is the number of nearest-neighbour bonds. For $T \lesssim 1$, correlations beyond nearest neighbours apparently start to play a role on the real lattices. From Fig. 8, the deviation from the HT curve indicates a dominant antiferro-

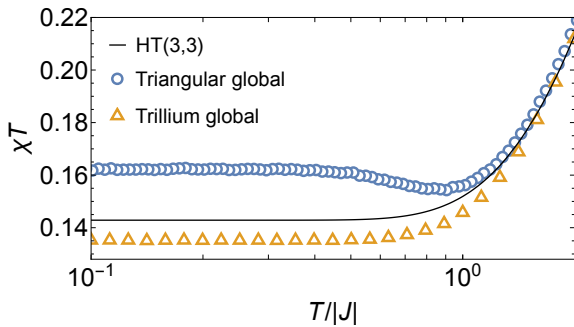


FIG. 8. Reduced susceptibility χT of the Ising antiferromagnet on the triangular and trillium lattice, emphasising the difference between the Husimi tree (HT) and Monte Carlo (MC) simulations. The global-axis triangular antiferromagnet possesses a non-monotonic reduced susceptibility χT , with a small but distinct minimum at $T = 0.9$.

magnetic (resp. ferromagnetic) contribution for the trillium (resp. triangular) lattice [Eq. (8)]. In the triangular case, the third nearest-neighbour correlations are known to be strongly ferromagnetic^{23,24}, with $\langle \sigma_0 \sigma_3 \rangle > |\langle \sigma_0 \sigma_1 \rangle|$, as $T \rightarrow 0^+$. It is likely that this increase of ferromagnetic correlations in the ground state causes an upturn of the reduced susceptibility [Fig. 8]. Accordingly, integrated correlations in the triangular Ising antiferromagnet are more antiferromagnetic at *finite* temperature, for $T \approx 0.9$, than in the spin-liquid ground state. Such a non-monotonic behavior of the reduced susceptibility χT is unusual, but not rare.

It is even more pronounced for the trillium lattice with easy axes. The reduced susceptibility χT of easy-axes models necessarily increase upon cooling from high temperature, because nearest neighbor correlations are always ferromagnetic (the scalar product in Eq. (6) is always negative). For the trillium lattice, however, one can show that $C_0 \approx C_\infty = 1$ [see Appendix C 4g]. It means that χT has to decrease at low temperature.

The phenomenon of reentrance with bond-dependent interaction anisotropy is yet another example of non-monotonic χT , and discussed in detail elsewhere [13,14].

V. HUSIMI ANSATZ FOR THE CURIE-LAW CROSSOVER

A. Limitation of the Curie-Weiss fit

As mentioned in the introduction, the Curie-Weiss temperature $\theta_{\text{cw}} = -zJ$ is a mean-field estimate of the transition temperature T_c for a system with connectivity z , where the Curie-Weiss law is a consequence of critical scaling invariance with critical exponent $\gamma = 1$. Even though the concept of conventional order does not apply to spin liquids, θ_{cw} does represent a meaningful quantity, as a measure of interaction strength. The practical question is, how accurately can this quantity be measured in

experiments ?

Best estimates can only be made at high temperatures, since θ_{cw} is the first-order correction to the Curie law

$$\frac{1}{\chi} = \frac{T}{C} \left[1 - \frac{\theta_{\text{cw}}}{T} + \mathcal{O}\left(\frac{1}{T^2}\right) \right]. \quad (18)$$

And here is the main issue with the Curie-Weiss temperature θ_{cw} . In magnets, the high-temperature regime is frequently not accessible, since it is two or three orders of magnitude larger than the characteristic exchange coupling J . For example in magnets with $3d$ valence electrons, J is often of the order of ~ 100 K and the high-temperature regime is inaccessible because it lies above the melting point of the crystal. On the other hand for magnets with $4f$ valence electrons, J is much smaller, of the order of ~ 1 K. But $4f$ ions have a large single-ion degeneracy, lifted by the local crystal field. This crystal field introduces a single-ion anisotropy with an associated energy scale, which varies a lot from one material to another, but the lowest single-ion excitation is usually of the order of $10 - 100$ K. The high-temperature region is thus difficult to access because the nature of magnetic moments changes with temperature¹². We refer the reader to the useful tutorial written by Mugiraneza & Hallas [5] for a practical, step-by-step, application of the Curie-Weiss fit.

The susceptibility measures the evolution of the spin-spin correlations [Eq. (8)]. And the problem is that, as we have seen throughout this paper, this evolution from paramagnetism to spin liquid takes place over several orders of magnitude in temperatures. It is thus naturally best seen on a logarithmic scale. Applying the Curie-Weiss law, which is a linear fit, can be dangerous. What appears to be a reasonable temperature window on a linear scale might actually only measure a small evolution of the spin-spin correlations. The Curie-Weiss fit will always give a result of course, but the outcome will depend on the window of measurement [Fig. 1]. And if the high-temperature regime is not available, then it is not possible to check if the value is correct or not, causing a potentially (largely) inaccurate estimate of θ_{cw} .

B. The Husimi Ansatz

To measure the Curie-Weiss temperature in spin liquids, a complementary approach, relying on data points within an experimentally accessible temperature region, would be welcome.

While very high-temperatures are often physically not accessible, very low-temperatures are also not ideal. Irrespectively of the possible difficulty to thermalise the sample, perturbations beyond the spin-liquid Hamiltonian usually set a temperature scale T^* below which the physics of the spin liquid is lost; the system may order or fall out-of-equilibrium. The most appropriate window in experiments is thus at intermediate temperatures, precisely where the crossover between the two Curie laws

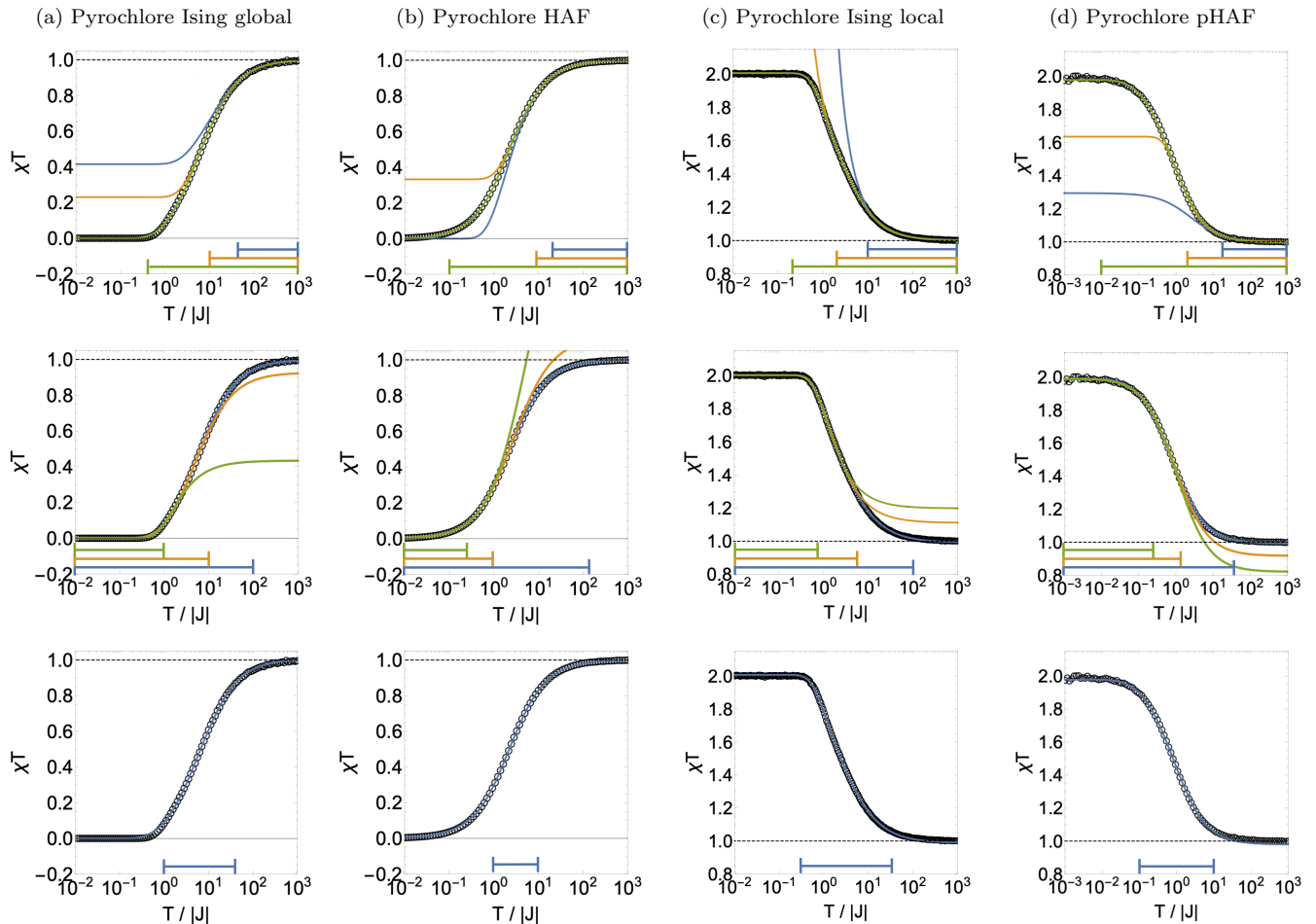


FIG. 9. Empirical fit [Eq.(20)] of the reduced susceptibility χT on the pyrochlore lattice [Fig.2(h)], as obtained from classical Monte Carlo simulations of \mathcal{H} in Eq. (5) for both Ising and continuous Heisenberg spins and \mathcal{H}_{Xxz} in Eq. (26). (a) pyrochlore Ising, global axis and (b) pyrochlore Heisenberg antiferromagnet show dominant antiferromagnetic correlations $\chi T|_{T \rightarrow 0} = 0$, while (c) pyrochlore Ising, local axis (spin ice) and (d) the pyrochlore pseudo-Heisenberg antiferromagnet show dominating ferromagnetic correlations $\chi T|_{T \rightarrow 0} = 2$. The fitting windows are given by the coloured bars at the bottom of each figure. Examples for different fitting windows are shown for high-temperature (1st row) and low-temperature regions (2nd row). The last row shows for each model a minimal fitting window, which is sufficient to reproduce χT over the full range of temperatures. Simulations were done for system sizes of linear dimensions $L = 16$, i.e. $N = 65\,536$ spins.

takes place. And while low- and high-temperature expansions are the least accurate in this regime, Section IV A has shown that HT calculations are quantitatively reliable over the entire temperature region for corner-sharing lattices.

Appendix C 2 gives the analytical formula of the susceptibility for different geometries of the Husimi tree. We notice that the reduced susceptibility is always of the form

$$\chi T|_{\text{HT}} = \frac{\sum_i \alpha_i e^{\kappa_i/T}}{\sum_i \alpha'_i e^{\kappa'_i/T}}. \quad (19)$$

This expression is sufficiently generic that it should be able to fit any form of χT . But as it is written, Eq. (19) is unpractical. Fortunately, it turns out that only a few terms are usually necessary. The simplest pertinent form

of Eq. (19) is

$$\chi T|_{\text{HA}} = \frac{1 + b_1 \exp[c_1/T]}{a + b_2 \exp[c_2/T]}. \quad (20)$$

We shall refer to Eq. (20) as the *Husimi Ansatz*. In this form the Curie constant and Curie-Weiss temperature can be directly extracted from the fitting parameters:

$$C_{\infty}^{\text{HA}} = \frac{1 + b_1}{a + b_2}, \quad (21)$$

$$\theta_{\text{cw}}^{\text{HA}} = \frac{b_1 c_1}{1 + b_1} - \frac{b_2 c_2}{a + b_2}. \quad (22)$$

Eq. (20) will be our primary phenomenological Ansatz for the rest of this paper. Intuitively, we understand that the c_1 and c_2 parameters correspond to effective energy

scales in the Boltzmann factor. However, two energy scales might be too minimal to describe the physics of some models, especially if different types of couplings are involved. This is why we will also consider an extended Ansatz to fit χT

$$\chi T|_{\text{HA}} = \frac{1 + b_1 \exp[c_1/T]}{a + b_2 \exp[c_2/T] + b_3 \exp[c_3/T]}, \quad (23)$$

where the Curie constant and Curie-Weiss temperature become

$$C_{\infty}^{\text{HA}} = \frac{1 + b_1}{a + b_2 + b_3}, \quad (24)$$

$$\theta_{\text{cw}}^{\text{HA}} = \frac{b_1 c_1}{1 + b_1} - \frac{b_2 c_2 + b_3 c_3}{a + b_2 + b_3}. \quad (25)$$

C. Benchmark of the Husimi Ansatz

The purpose of this section is to benchmark the Husimi Ansatz of Eq. (20) in a controlled way on various model Hamiltonians. In Fig. 9 we fit the Curie-law crossover with Eq. (20) for pyrochlore models with global-axis and local-axis Ising spins. In order to test the Ansatz on a general framework, beyond the Ising models used to build our Husimi-based intuition, we also consider continuous spins on the Heisenberg antiferromagnet (HAF)^{33,76,77}, and pseudo-Heisenberg antiferromagnet (pHAF)^{78–81}. The pHAF is defined on the XXZ model as follows:

$$\mathcal{H}_{\text{XXZ}} = \sum_{\langle ij \rangle} [J_{\text{zz}} S_i^z S_j^z - J_{\pm} (S_i^+ S_j^- + S_i^- S_j^+)], \quad (26)$$

with S_i^z along the local [111] easy-axis, as defined in Tab. IV, for parameters $J_{\pm}/J_{\text{zz}} = -0.5$ ⁸¹. This model is thermodynamically equivalent to the HAF, but with different magnetic correlations, and thus a distinct evolution of the Curie-law crossover.

Fig. 9(a) and (b) show vanishing $C_0 = 0$, induced by the zero-divergence constraint on the ground state manifold, imposing zero magnetisation in all tetrahedra (see discussion in Section IV A). Fig. 9(c) and (d) show $C_0 = 2$, as a result of dominant ferromagnetic correlations. Entering the spin-liquid regime at low T for (a) and (c) for models with Ising degrees of freedom shows a rather sharp kink below $T/|J| \lesssim 1$, while on the opposite, models with continuous degrees of freedom in (b) and (d) enter the low- T regime rather smoothly.

Results were obtained from classical MC simulations (black circles) and have been fitted with the Husimi Ansatz (solid lines) from Eq. (20) over different temperature windows. Examples of three different fitting windows are shown for high-temperature (1st row), and low-temperature (2nd row) fits. The range of fitting windows are indicated by blue, yellow and green bars on the bottom of each plot, and allow to judge their reliability in comparison to MC data. It becomes clear that fitting

model	C_{∞}		θ_{cw}	
	fit	exact	fit	exact
Ising global	1.00(1)	1.0	-6.0(1)	-6
HAF	1.00(2)	1.0	-2.03(5)	-2
Ising local	1.00(2)	1.0	2.0(1)	2
pHAF	1.00(1)	1.0	0.65(2)	2/3

TABLE II. Curie constant C_{∞} [Eq. (21)] and Curie temperature θ_{cw} [Eq. (22)], obtained for the fit of the reduced susceptibility χT with minimally sufficient fitting window, as shown in the 3rd row of Fig. 9.

windows, which include only one Curie-law regime (either at low or high temperature), do not accurately reproduce the Curie-law crossover. This is especially important for Ising models, because of the relatively sharp kink when entering the spin-liquid regime.

On the other hand, fitting windows including the intermediate temperature window, with only the onset of high- and low-temperature regimes quantitatively reproduce χT over the full temperature range. The 3rd row of panels shows the “minimal” fitting window. By using Eqs. (21, 22) we can precisely extract the Curie constant C_{∞} and Curie-Weiss temperature θ_{cw} from those fits. Fitted and exact solutions match perfectly within error bars (see Tab. II).

This benchmark shows that the Husimi Ansatz correctly reproduces the Curie-law crossover over the full range of temperatures for several distinct models with Ising and continuous spins. It requires a fitting window spanning typically 1 or 2 orders of magnitude in temperature, in the intermediate regime that is usually accessible to experiments [see the bottom row of Fig. 9]. This is a useful theoretical proof of concept, that now needs to be applied to experiments.

VI. THE HUSIMI ANSATZ IN EXPERIMENTS

Our goal in this section is to show by examples the advantages and limitations of the Husimi Ansatz in real materials, and to encourage its use jointly with the Curie-Weiss fit.

A. NaCaNi₂F₇

First, let us consider a material where the Ansatz gives similar results to the Curie-Weiss fit. To do so, let us consider one of the closest materials to the canonical HAF.

NaCaNi₂F₇ is a spin-1 pyrochlore material, well described by a weakly perturbed nearest-neighbour Heisenberg Hamiltonian^{82,83}. It shows spin freezing at $T^* \approx$

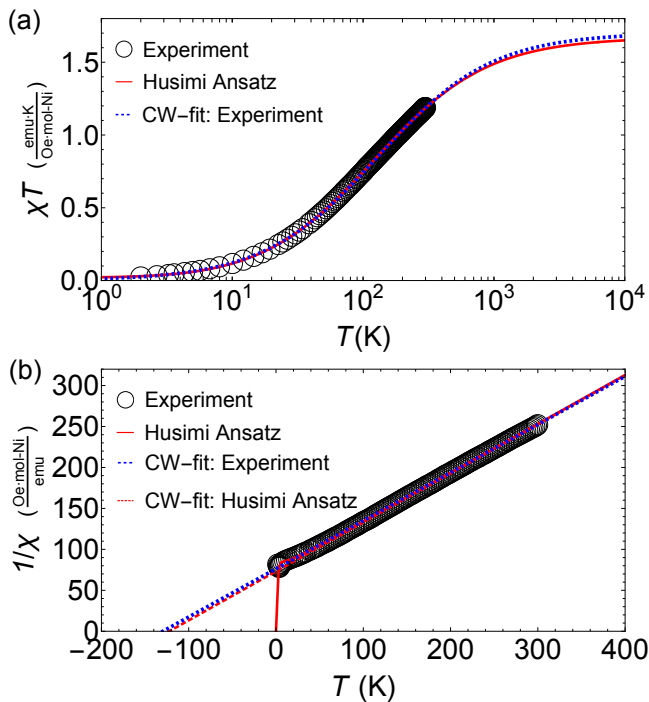


FIG. 10. Fit of the experimental susceptibility for the pyrochlore material $\text{NaCaNi}_2\text{F}_7$ (black circles) plotted on (a) a semi-logarithmic plot for χT and (b) a linear scale for $1/\chi$. Fitting the Husimi Ansatz [Eq. (20)] within a temperature window $\Delta T = [3.6 \text{ K}, \dots, 300 \text{ K}]$ (red solid line), gives an estimate of $\theta_{\text{cw}} = -122(1) \text{ K}$. Our result is in good agreement with a standard Curie-Weiss fit (blue dashed line). Experimental data were extracted from Ref. [36].

3.6 K, which has been assumed to originate from $\text{Na}^{1+}/\text{Ca}^{2+}$ charge disorder, however, no long-range magnetic order has been observed³⁶.

In Fig. 10, we plot the magnetic susceptibility of $\text{NaCaNi}_2\text{F}_7$, extracted from Ref. [36], on a semi-logarithmic scale for χT and on a linear scale for $1/\chi$. The data points are well fitted by the Husimi Ansatz from Eq. (20) over the whole range of accessible temperatures.

We fit the Husimi Ansatz within physically relevant temperatures $\Delta T = [3.6 \text{ K}, \dots, 300 \text{ K}]$, above the freezing transition up to the maximally available datapoints, and obtain a Curie-Weiss temperature $\theta_{\text{cw}}^{\text{HA}} = -122(1) \text{ K}$, and a Curie constant $C_{\infty}^{\text{HA}} = 1.67(1) \text{ (emu K)/(Oe mol-Ni)}$, which gives an effective magnetic moment of $\mu_{\text{eff}}^{\text{HA}} = 3.65(1) \mu_{\text{B}}/\text{Ni}$. All these quantities are in good agreement with a standard Curie-Weiss fit over a temperature window $\Delta T = [150 \text{ K}, \dots, 300 \text{ K}]$, which reveals $\theta_{\text{cw}} = -129(1) \text{ K}$ with $\mu_{\text{eff}} = 3.6(1) \mu_{\text{B}}/\text{Ni}$. This strongly suggests, as also qualitatively visible from the straight behavior of $1/\chi$ in Fig. 10(b), that experimentally measured data points reach the high-temperature regime where a standard Curie Weiss fit becomes a reliable estimate.

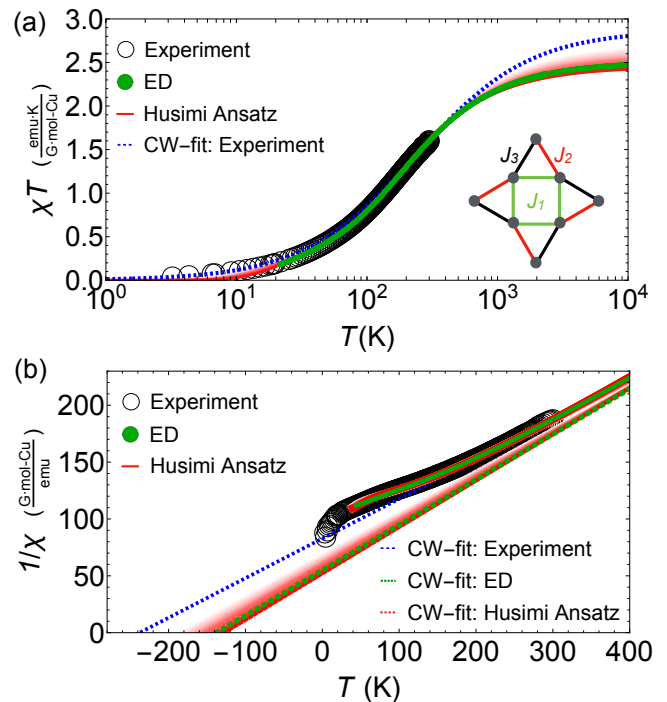


FIG. 11. Fit of the experimental susceptibility for the $S = 1/2$ square-kagome quantum spin liquid candidate $\text{KCu}_6\text{AlBiO}_4(\text{SO}_4)_5\text{Cl}$ (black circles), plotted on (a) a semi-logarithmic plot for χT and (b) a linear scale for $1/\chi$. Experimental data are plotted together with exact diagonalization (ED) data (18 sites, green dots) of an effective J_1 - J_2 - J_3 Heisenberg model (see inset in (a)), as proposed in [37]. We fit experimental data with the Husimi Ansatz [Eq. (20)] for $T_{\text{min}} \leq T \leq T_{\text{max}}$, where we set $T_{\text{max}} = 300 \text{ K}$ to the highest available temperature from experiment, and vary T_{min} between 10 and 30 K (shaded respectively from light red to red). Experimental data and ED results were kindly provided by M. Fujihala [37].

B. $\text{KCu}_6\text{AlBiO}_4(\text{SO}_4)_5\text{Cl}$

$\text{KCu}_6\text{AlBiO}_4(\text{SO}_4)_5\text{Cl}$ is a promising $S = 1/2$ quantum spin liquid candidate on the distorted square-kagome lattice, as reported by M. Fujihala *et al.* in Ref. [37]. Measurement of specific heat and susceptibility did not find any signatures of long-range order down to 1.8 K, while μSR confirmed the absence of spin order and spin freezing down to 58 mK.

In Fig. 11, we plot the magnetic susceptibility of $\text{KCu}_6\text{AlBiO}_4(\text{SO}_4)_5\text{Cl}$, as kindly provided by M. Fujihala [37], on a semi-logarithmic scale for χT and on a linear scale for $1/\chi$. In comparison to $\text{NaCaNi}_2\text{F}_7$ in Fig. 10(b), it becomes evident that $1/\chi$ for $\text{KCu}_6\text{AlBiO}_4(\text{SO}_4)_5\text{Cl}$ shows a rather strong deviation from a linear behavior over nearly the whole range of experimentally accessible temperatures. A Curie-Weiss fit for the high-temperature tail within $\Delta T = [200 \text{ K}, \dots, 300 \text{ K}]$ gives $\theta_{\text{cw}} = -237(2) \text{ K}$ and $\mu_{\text{eff}} = 1.96 \mu_{\text{B}}/\text{Cu}$ with a Landé factor $g = 2.25$ ³⁷. The Husimi Ansatz from Eq. (20)

gives a noticeably different outcome though. We find $\theta_{\text{cw}}^{\text{HA}} = -154 \pm 28$ K. The large error bar comes from the choice of the fitting temperature window $[T_{\text{min}}, T_{\text{max}}]$ (see the spread of the red curve in Fig. 11), where we fix $T_{\text{max}} = 300$ K at the highest available temperature, and vary T_{min} between 10 and 30 K. The non-linearity of $1/\chi$ and spread of the Husimi estimate suggest that 300 K is too far from the high-temperature limit for a conclusive estimate of θ_{cw} . The noticeable difference between the outcomes of the Curie-Weiss fit and Husimi Ansatz, however, makes us wonder which of the two estimates is more reliable.

From a microscopic analysis in [37] we understand that $\text{KCu}_6\text{AlBiO}_4(\text{SO}_4)_5\text{Cl}$ is not an ideal square-kagome lattice; the three bonds of a triangle in Fig. 2(c) are inequivalent. All triangles are distorted in the same way and form three distinct “nearest-neighbour” couplings, J_1, J_2, J_3 , on each triangle (see inset in Fig. 11.(a)). M. Fujihala *et al.*³⁷ built a microscopic Hamiltonian which describes its magnetic susceptibility at high temperature, using exact diagonalization (ED) and finite-temperature Lanczos methods, as shown on Fig. 11. ED results fit the experimental data very well down to $T \approx 40$ K, below which finite-size effects make further estimates difficult. M. Fujihala *et al.* obtained

$$J_1 = -135 \text{ K}, \quad J_2 = -162 \text{ K}, \quad J_3 = -115 \text{ K}, \quad (27)$$

with a Landé factor $g = 2.11$. This high-temperature analysis cannot rule out low-energy perturbations, but it establishes the model of M. Fujihala *et al* as a solid parametrisation of $\text{KCu}_6\text{AlBiO}_4(\text{SO}_4)_5\text{Cl}$ in the temperature regime relevant to θ_{cw} , which is straightforward to estimate from Eq. (27)

$$\theta_{\text{cw}}^{\text{ED}} = \frac{S(S+1)}{3} 4 \left(\frac{J_1 + J_2 + J_3}{3} \right) \quad (28)$$

$$= \left(\frac{J_1 + J_2 + J_3}{3} \right) \approx -137 \text{ K}. \quad (29)$$

Eq. (29) leads to a couple of remarks. Firstly, the ED results are in better agreement with the Husimi Ansatz than the Curie-Weiss fit, which a posteriori validates the former. Secondly, θ_{cw} here simply corresponds to the average value of the three inequivalent exchange couplings. J_1, J_2, J_3 fit within the energy window set by $\theta_{\text{cw}} \pm \delta J$, thus defining the anisotropic energy scale $\delta J = 25$ K. Using $T_{\text{min}} = \delta J$ as a lower bound of our fitting temperature window, we obtain from the Husimi Ansatz $\theta_{\text{cw}}^{\text{HA}} = -136$ K with a Landé factor $g = 2.1$, which is essentially the same result as from ED⁸⁴. This suggests that the main difficulty to estimate θ_{cw} comes from the lattice anisotropy of $\text{KCu}_6\text{AlBiO}_4(\text{SO}_4)_5\text{Cl}$. And while the Curie-Weiss law is not adapted to account for multiple energy scales in this intermediate regime, the Husimi Ansatz has been designed to be a flexible fitting function for the crossover that happens in this intermediate regime. We believe it is the reason why the Husimi Ansatz, albeit its large error bar, gives a better result than the Curie-Weiss fit.

C. FeCl_3

1. Experiments

As seen from the two previous materials with negative Curie-Weiss temperatures, spin liquids usually show dominant antiferromagnetic couplings. However, there also exist frustrated magnets where the interplay between ferro- and antiferro-magnetism can lead to multiple Curie-law crossovers^{13,14}. An important example relevant to materials are spiral spin liquids. They form a class of classical spin liquids where spiral states compete and form a sub-extensive ground state manifold with characteristic ring features in momentum space^{85–89}.

The Van der Waals magnet FeCl_3 is a prototype of a spiral spin liquid. At first, investigated as a member of crystallized anhydrous ferric chlorides⁹⁰, the history of FeCl_3 dates far back into the 1930’s, where it already attracted attention due to its unusual magnetic properties at low temperature. Susceptibility measurements reported a Curie-Weiss temperature of $\theta_{\text{cw}} \approx -12$ K, however, noticing already at that time a deviation from the conventional Curie-Weiss law⁹¹. Furthermore, inelastic neutron-scattering (INS) measurements⁹², magnetic susceptibility⁹³, Mössbauer effect⁹⁴, magnetic field⁹⁵, and NMR measurements⁹⁶ confirmed a phase transition into an unusual spiral ground state at about $T_N \approx 10$ K. But it was only recently, with the work of S. Gao *et al.* [38], that continuous ring features around the Γ -point could be observed in INS experiments; a clear evidence of spiral spin liquid physics in FeCl_3 .

In Fig. 12 we show the magnetic susceptibility of FeCl_3 , as kindly provided by M. McGuire [38], on a semi-logarithmic scale for χT and on a linear scale for $1/\chi$. In contrast to the materials above (see Fig. 10 and Fig. 11), it seems that χT reaches the plateau of the high-temperature Curie-Weiss regime already at about 300 K. For the traditional $1/\chi$ vs T plot [Fig. 12.(b)], the Curie-Weiss law shows a good fit over the temperature window $\Delta T = [100 \text{ K}, \dots, 350 \text{ K}]$, which gives $\theta_{\text{cw}} = -11(1)$ K, in agreement with previous measurements⁹¹. However, when plotting the reduced susceptibility χT instead [Fig. 12.(a)], the Curie-Weiss law is seen to noticeably deviate from experimental data below 50 K. In fact, after careful consideration, experimental data show a broad maximum at about $T \approx 300$ K, suggesting that the reduced susceptibility χT is not monotonic. This motivates us to fit the available experimental data with the extended Husimi Ansatz of Eq. (23) which allows for non-monotonic behavior. It fits the experimental data quantitatively well over the whole temperature range and indeed presents a slight downturn at high temperatures above $T > 500$ K. Unfortunately, FeCl_3 is structurally unstable at higher temperatures and there are not enough data points after the downturn of χT to extract a reliable estimate of θ_{cw} . And since susceptibility measurements are naturally more noisy at high temperature, one should remain cautious. That being said, the Husimi Ansatz

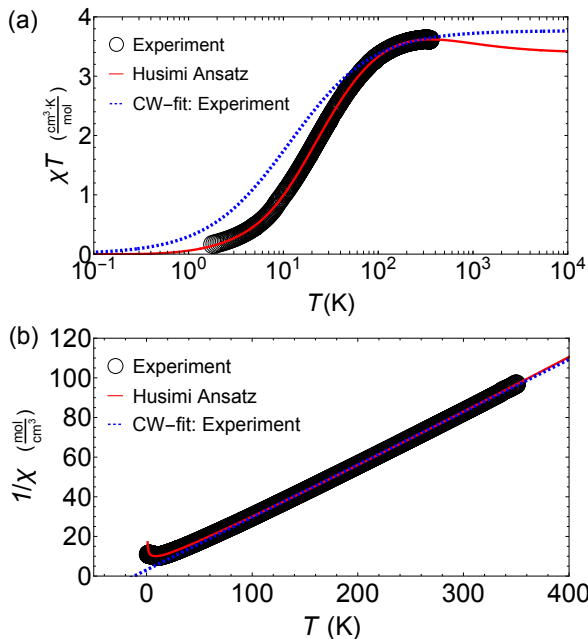


FIG. 12. Fit of the experimental susceptibility for the $S = 5/2$ magnet FeCl_3 (black circles) plotted on (a) a semi-logarithmic plot for χT and (b) a linear scale for $1/\chi$. Fitting the extended Husimi Ansatz [Eq. (23)] for all available data points (red solid line) reveals a multistep (non-monotonic) Curie-law crossover with a slight downturn at high temperatures, and hence a positive θ^{HA} . Unfortunately, the absence of data points above 350 K makes it impossible to extract a reliable estimate of θ_{CW} . A standard Curie-Weiss fit (blue dashed line) gives a very different result of $\theta_{\text{CW}} = -11(1)$ K, while showing a strong deviation from experimental data points below 50 K. Experimental data were kindly provided by M. McGuire [38].

suggests a positive Curie-Weiss temperature in FeCl_3 – as opposed to previous measurements^{90,91,93} – and thus a multi-step Curie-law crossover with dominant ferromagnetic interactions, that would justify the anomalous behavior of the susceptibility that has been noticed since 1940⁹¹.

2. Simulations

In absence of data points for FeCl_3 at high temperature, it is difficult to push the experimental analysis any further. Therefore, to conclude this discussion on the multi-step Curie-law crossover, we shall turn to classical Monte Carlo (MC) simulations. Magnetic Fe^{3+} ($S = 5/2$) ions cover honeycomb layers, which are stacked in an ABC arrangement along the c axis. By comparing LSW theory and SCGA results to INS data, S. Gao *et al.* [38] proposed a series of models with up to nine coupling parameters. For the sake of simplicity, we will focus on their minimal model, which is able to reproduce the ring features of a spiral spin liquid; the J_1 - J_2 - J_{c1} Heisenberg

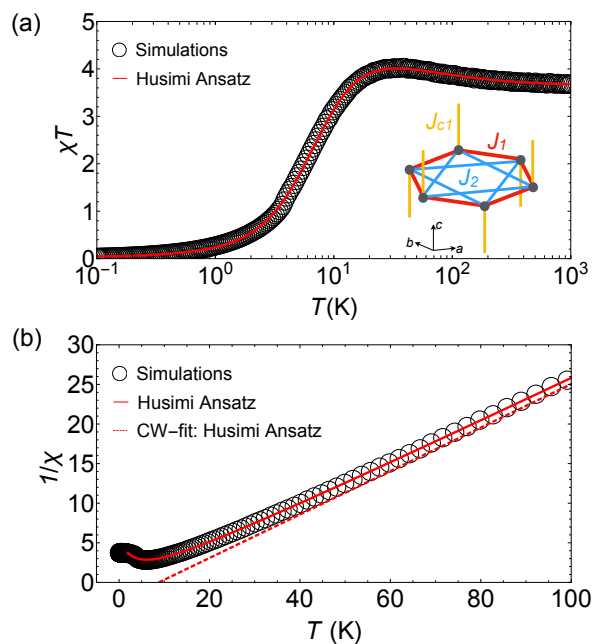


FIG. 13. Fit of the numerical susceptibility (black circles) plotted on (a) a semi-logarithmic plot for χT and (b) a linear scale for $1/\chi$. Numerical data were obtained from classical Monte Carlo simulations for the J_1 - J_2 - J_{c1} Heisenberg model [Eq. (30)] on the ABC stacked honeycomb lattice (see inset in (a)) for model parameters as proposed for FeCl_3 ³⁸ [Eq. (31)]. Fitting the extended Husimi Ansatz [Eq. (23)] for all available data points (red solid line) clearly reveals a multistep (non-monotonic) Curie-law crossover with a significant downturn at high temperatures, and hence a positive $\theta_{\text{CW}}^{\text{HA}} = 8.7(2)$ K.

model (see inset in Fig. 13.(a)).

$$\mathcal{H}_{J_1 J_2 J_{c1}} = J_1 \sum_{\langle ij \rangle, \text{nn}} \mathbf{S}_i \mathbf{S}_j + J_2 \sum_{\langle ij \rangle, \text{nnn}} \mathbf{S}_i \mathbf{S}_j + J_{c1} \sum_{\langle ij \rangle, \text{nn}} \mathbf{S}_i \mathbf{S}_j, \quad (30)$$

where

$$J_1 = -0.3 \text{ meV}, \quad J_2 = 0.075 \text{ meV}, \quad J_{c1} = 0.15 \text{ meV} \quad (31)$$

The couplings J_1 and J_2 respectively account for nearest-neighbor and next nearest-neighbor interactions within individual honeycomb layers, while J_{c1} is the nearest-neighbor antiferromagnetic interlayer coupling.

In Fig. 13 we show the susceptibility, measured from MC simulations of $\mathcal{H}_{J_1 J_2 J_{c1}}$ [Eq. (30)]. Now the multistep Curie-law crossover becomes evident, even from simulation data, and the extended Husimi Ansatz from Eq. (23) gives $\theta_{\text{CW}}^{\text{HA}} = +8.7(2)$ K, with a Curie constant $C_{\infty}^{\text{HA}} = 3.6(1)$. It means that, taken in its extended form, the Husimi Ansatz can also account for a non-monotonic evolution of χT due to competing ferro- and antiferromagnetic couplings.

D. Summary about experimental comparison

In this section, we analyzed magnetic properties for three spin liquid candidates, namely, the $S = 1$ pyrochlore fluoride $\text{NaCaNi}_2\text{F}_7$, the $S = 1/2$ square-kagome material $\text{KCu}_6\text{AlBiO}_4(\text{SO}_4)_5\text{Cl}$, and the $S = 5/2$ spiral spin liquid on the honeycomb lattice FeCl_3 . All three materials showed a Curie-law crossover over a wide temperature range, from ~ 1 K up to $\sim 10^4$ K. Considering those examples, it becomes clear that a conventional Curie-Weiss fit applied to spin liquids can be reliable, but does not always have to. Depending on the microscopic model parameters and the nature of the underlying spin liquid, the high-temperature Curie-Weiss regime might not be practically accessible. We showed, that the comparison between the conventional Curie-Weiss fit and the Husimi Ansatz, as introduced in Sec. VB, allows us to quantify whether the high-temperature regime of a material is reached or not.

$\text{NaCaNi}_2\text{F}_7$ is an example where experiments could reach to the high-temperature regime, and results from Husimi Ansatz and Curie-Weiss fit gave nearly the same results. On the other hand, $\text{KCu}_6\text{AlBiO}_4(\text{SO}_4)_5\text{Cl}$, shows a rather nonlinear behavior of $1/\chi$ in Fig. 11(b) for the available temperatures in experiment, which results in a mismatch between standard the Curie-Weiss fit and the Husimi Ansatz. The latter, however, agrees with independent ED results. Last but not least, FeCl_3 is probably an example of a multi-step Curie-law crossover. Such non-monotonic behavior of magnetic correlations cannot be described by a conventional Curie-Weiss law, and therefore requires extra caution. By comparison to a minimal Heisenberg model we showed that an extended Husimi Ansatz [Eq. (23)] is able to capture such a non-monotonic Curie-law crossover, predicting a Curie-Weiss temperature which is noticeably different compared to the one obtained from a standard Curie-Weiss fit.

In addition, some materials support the physics of a spin liquid at low but finite temperature, before ordering (or spin-freezing) at ultra-low temperatures T^* . The mechanism is simple. Let us consider a pristine spin-liquid model with a Curie-Weiss temperature θ_{cw} . By definition, this system doesn't order. Now, let us add a relevant, but small, perturbation of energy scale Δ inducing a transition at $T^* \sim \Delta \ll \theta_{\text{cw}}$. One expects the spin-liquid physics to persist for a certain temperature window above T^* . But to determine the extent of this window is not easy without a microscopic probe such as neutron scattering, NMR or μSR . Fortunately, by plotting the reduced susceptibility χT on a logarithmic temperature scale, we immediately measure the build-up of magnetic correlations upon cooling [Eq. (10)] and can thus estimate how close we are from the spin-liquid regime. This is the case of $\text{NaCaNi}_2\text{F}_7$ which has a spin-freezing transition at $T^* \approx 3.6$ K. On Fig. 10.(a), we see that χT approaches the low-temperature spin-liquid Curie law (with $C_0 = 0$ here) at $T_p \sim 10 - 20$ K. It means

that $\text{NaCaNi}_2\text{F}_7$ supports the spin-liquid physics of the pyrochlore antiferromagnet over the temperature window $T^* \lesssim T \lesssim T_p$. It also means that the Husimi Ansatz can be used successfully even if the system orders at ultra-low temperature.

VII. CONCLUSIONS

The Curie-Weiss temperature θ_{cw} is a useful quantity to estimate the strength of frustration in frustrated magnets [Eq. (2)]. However, the Curie-Weiss law is an estimate of the magnetic susceptibility close to a mean-field critical point, which – by definition – is absent in frustrated magnets. In this Article, we have shown that the concept of a Curie-law crossover¹⁶ is a generic feature for spin liquids and a more accurate description of their thermodynamic properties, that can be used to partially classify them. We systematically study the Curie-law crossover among a variety of frustrated Ising models in two and three dimensions [Fig. 2], and motivate its relevance to thermodynamic signatures, as seen in experiments. Comparing unbiased Monte Carlo simulations with the analytical Husimi-Tree approximation shows that the Curie-law crossover is determined by the type of frustrated unit cell (triangle, tetrahedron, ...) and the connectivity between them, rather than the physical dimension of the lattice. As a side note, the Husimi-Tree approximation proves to be quantitatively accurate for all temperatures and for many spin-liquid models [Fig. 5].

As a consequence of the Curie-law crossover, we recommend using the reduced susceptibility χT , complementary to the usual $1/\chi$ plot, when studying a potential spin liquid. It is often difficult to estimate whether $1/\chi$ has reached the asymptotic linear behavior, while χT quickly indicates how far we are from the high-temperature Curie law.

Based on the success of the Husimi-Tree approximation, we propose an empirical Ansatz [Eq. (3)] as a useful complement to the Curie-Weiss law. The Husimi Ansatz is easy to use and designed to be a flexible fitting function for the crossover in χT that takes place in the temperature regime which is typically accessible to experiments. This means that the Husimi Ansatz can be used on a broader temperature window than the Curie-Weiss fit, which is necessarily limited to the region where $1/\chi$ is linear in T . In its extended form [Eq. (23)], the Husimi Ansatz can also take into account the competition between ferro- and antiferromagnetic couplings in multi-step Curie-law crossovers.

It should be noted that the approach developed here works for frustrated magnets in general. Frustration doesn't need to be geometric in origin, it may come from further neighbor or anisotropic spin exchange, as present in Kitaev materials. And even if the simulations and calculations were based on classical spins in this paper, the Husimi Ansatz can be applied to quantum materials in the crossover regime, as done in Section VI.

ACKNOWLEDGMENTS

The authors thank Harald Jeschke, Elsa Lhotel, Rodolphe Cl  rac, Claire Lhuillier, Nic Shannon, Benjamin Canals for fruitful discussions, and Shang Gao, Jason Krizan and Yukitoshi Motome for critically reading the manuscript. This work was supported by the Theory of Quantum Matter Unit, OIST and ‘‘Quantum Liquid Crystals’’ JSPS KAKENHI Grant No. JP19H05825. L.D.C.J. acknowledges financial support from CNRS (PICS France-Japan MEFLS) and from the French ‘‘Agence Nationale de la Recherche’’ under Grant No. ANR-18-CE30-0011-01. Numerical calculations were carried out using HPC Facilities provided by OIST, and the Supercomputer Center of the Institute for Solid State Physics, the University of Tokyo.

Appendix A: Definition of local easy axes

We provide positions and definitions for the local easy axes \vec{e}_i of Ising spins [see Eq. (6)] for the kagome (Tab. III), pyrochlore (Tab. IV), hyperkagome (Tab. V) and trillium lattice (Tab. VI). Models with global and local axes are equivalent up to a rescaling in the exchange coupling J given in each table caption.

site index i	\vec{e}_i	position
1	(0, 1)	$(\frac{1}{2}, 0)$
2	$\frac{1}{2}(-\sqrt{3}, -1)$	$\frac{1}{4}(3, \sqrt{3})$
3	$\frac{1}{2}(\sqrt{3}, -1)$	$\frac{1}{4}(1, \sqrt{3})$

TABLE III. The three sublattices of the kagome lattice with their local easy axes \vec{e}_i and their positions. The corresponding lattice vectors are $\vec{a} = (1, 0)$, $\vec{b} = \frac{1}{2}(-1, \sqrt{3})$. The rescaling of exchange coupling between local and global axes is $J_{\text{local}}^{\text{kagome}} = -2J_{\text{global}}^{\text{kagome}} < 0$.

site index i	\vec{e}_i	position
1	$\frac{1}{\sqrt{3}}(+1, +1, +1)$	$\frac{1}{8}(-3, -3, 1)$
2	$\frac{1}{\sqrt{3}}(-1, +1, -1)$	$\frac{1}{8}(-1, -3, 3)$
3	$\frac{1}{\sqrt{3}}(+1, -1, -1)$	$\frac{1}{8}(-3, -1, 3)$
4	$\frac{1}{\sqrt{3}}(-1, -1, +1)$	$\frac{1}{8}(-1, -1, 1)$
5	$\frac{1}{\sqrt{3}}(+1, +1, +1)$	$\frac{1}{8}(1, -3, -3)$
6	$\frac{1}{\sqrt{3}}(-1, +1, -1)$	$\frac{1}{8}(3, -3, -1)$
7	$\frac{1}{\sqrt{3}}(+1, -1, -1)$	$\frac{1}{8}(1, -1, -1)$
8	$\frac{1}{\sqrt{3}}(-1, -1, +1)$	$\frac{1}{8}(3, -1, -3)$
9	$\frac{1}{\sqrt{3}}(+1, +1, +1)$	$\frac{1}{8}(-3, 1, -3)$
10	$\frac{1}{\sqrt{3}}(-1, +1, -1)$	$\frac{1}{8}(-1, 1, -1)$
11	$\frac{1}{\sqrt{3}}(+1, -1, -1)$	$\frac{1}{8}(-3, 3, -1)$
12	$\frac{1}{\sqrt{3}}(-1, -1, +1)$	$\frac{1}{8}(-1, 3, -3)$
13	$\frac{1}{\sqrt{3}}(+1, +1, +1)$	$\frac{1}{8}(1, 1, 1)$
14	$\frac{1}{\sqrt{3}}(-1, +1, -1)$	$\frac{1}{8}(3, 1, 3)$
15	$\frac{1}{\sqrt{3}}(+1, -1, -1)$	$\frac{1}{8}(1, 3, 3)$
16	$\frac{1}{\sqrt{3}}(-1, -1, +1)$	$\frac{1}{8}(3, 3, 1)$

TABLE IV. The 16 sublattices in the cubic unit cell of the pyrochlore lattice with their local easy axes \vec{e}_i and their positions. The corresponding lattice vectors respect the cubic symmetry of the lattice $\vec{a} = (1, 0, 0)$, $\vec{b} = (0, 1, 0)$, $\vec{c} = (0, 0, 1)$. The rescaling of exchange coupling between local and global axes is $J_{\text{local}}^{\text{pyrochlore}} = -3J_{\text{global}}^{\text{pyrochlore}} < 0$.

site index i	\vec{e}_i	position
1	$\frac{1}{\sqrt{3}}(+1, +1, +1)$	$\frac{1}{8}(-3, -3, 1)$
2	$\frac{1}{\sqrt{3}}(-1, +1, -1)$	$\frac{1}{8}(-1, -3, 3)$
3	$\frac{1}{\sqrt{3}}(-1, -1, +1)$	$\frac{1}{8}(-1, -1, 1)$
4	$\frac{1}{\sqrt{3}}(+1, +1, +1)$	$\frac{1}{8}(1, -3, -3)$
5	$\frac{1}{\sqrt{3}}(+1, -1, -1)$	$\frac{1}{8}(1, -1, -1)$
6	$\frac{1}{\sqrt{3}}(-1, -1, +1)$	$\frac{1}{8}(3, -1, -3)$
7	$\frac{1}{\sqrt{3}}(+1, +1, +1)$	$\frac{1}{8}(-3, 1, -3)$
8	$\frac{1}{\sqrt{3}}(-1, +1, -1)$	$\frac{1}{8}(-1, 1, -1)$
9	$\frac{1}{\sqrt{3}}(+1, -1, -1)$	$\frac{1}{8}(-3, 3, -1)$
10	$\frac{1}{\sqrt{3}}(-1, +1, -1)$	$\frac{1}{8}(3, 1, 3)$
11	$\frac{1}{\sqrt{3}}(+1, -1, -1)$	$\frac{1}{8}(1, 3, 3)$
12	$\frac{1}{\sqrt{3}}(-1, -1, +1)$	$\frac{1}{8}(3, 3, 1)$

TABLE V. The twelve sublattices of the hyperkagome lattice with their local easy axes \vec{e}_i and their positions. The corresponding lattice vectors respect the cubic symmetry of the lattice $\vec{a} = (1, 0, 0)$, $\vec{b} = (0, 1, 0)$, $\vec{c} = (0, 0, 1)$. The rescaling of exchange coupling between local and global axes is $J_{\text{local}}^{\text{hyperK}} = -3J_{\text{global}}^{\text{hyperK}} < 0$.

site index i	\vec{e}_i	position
1	$\frac{1}{\sqrt{3}}(+1, +1, +1)$	(u, u, u)
2	$\frac{1}{\sqrt{3}}(+1, -1, -1)$	$(\frac{1}{2} + u, \frac{1}{2} - u, 1 - u)$
3	$\frac{1}{\sqrt{3}}(-1, +1, -1)$	$(1 - u, \frac{1}{2} + u, \frac{1}{2} - u)$
4	$\frac{1}{\sqrt{3}}(-1, -1, +1)$	$(\frac{1}{2} - u, 1 - u, \frac{1}{2} + u)$

TABLE VI. The four sublattices of the trillium lattice with their local easy axes \vec{e}_i and their positions. The corresponding lattice vectors respect the cubic symmetry of the lattice $\vec{a} = (1, 0, 0)$, $\vec{b} = (0, 1, 0)$, $\vec{c} = (0, 0, 1)$. The rescaling of exchange coupling between local and global axes is $J_{\text{local}}^{\text{trillium}} = -3J_{\text{global}}^{\text{trillium}} < 0$. The explicit position of each site within the unit cell is given by the crystal parameter $u = 0, 138$ in order to compare to previous work^{31,43,97}.

Appendix B: Monte Carlo simulations

Numerical Monte Carlo (MC) simulations of the Hamiltonian \mathcal{H} [Eq. (5)] for Ising spins (Ising model) were performed by updating the site dependent Ising variable $\sigma = \pm 1$ for systems larger than $N = 10000$ spins. To account for statistically independent samples at very low temperatures a local single-spin flip Metropolis update algorithm has been used in combination with parallel tempering^{98,99}, and a worm-update algorithm^{100,101} in the case of the checkerboard, pyrochlore and ruby lattice. A single MC step consists of N local single spin-flip updates on randomly chosen sites, and 5 worm updates (checkerboard, pyrochlore and ruby lattice), performed in parallel for replicas at 100 to 200 different temperatures, with replica-exchange initiated by the parallel tempering

algorithm every 10^2 MC step.

MC simulations of the Hamiltonian \mathcal{H} [Eq. (5)] for Heisenberg spins (Heisenberg model) were performed by using a local heat-bath algorithm^{102,103}, in combination with parallel tempering^{98,99}, and over-relaxation¹⁰⁴. Here, a single MC step consists of N local heat-bath updates on randomly chosen sites, with N over-relaxation steps, flipping the spin direction about their local exchange field, and replica-exchange every 10^2 MC step.

In both cases, simulations for Ising and Heisenberg models, thermodynamic quantities were averaged over 10^6 statistically independent samples, after 10^6 MC steps for simulated annealing and 10^6 MC steps for thermalization.

Appendix C: Husimi Tree

1. Explicit calculations for the kagome Ising antiferromagnet

In this section, the Husimi tree calculation shall be explained on the example of HT(3,2) [see Figs.3(a) and 14(a)]. Branches of nonintersecting triangular cells spread out from the central unit (shell 0, drawn in red). Let us consider the Hamiltonian Eq. (5) for Ising spins σ_i on sites i with an additional external magnetic field h

$$\mathcal{H} = J \sum_{\langle ij \rangle} \sigma_i \sigma_j - h \sum_i \sigma_i. \quad (\text{C1})$$

At the end of the calculations, the magnetic field will be taken vanishingly small in order to obtain the susceptibility χ . The magnetisation on one of the central site (chosen arbitrarily) is

$$\langle \sigma_1 \rangle = \frac{1}{Z_0} \sum_{\{\sigma_1, \sigma_2, \sigma_3\}} \sigma_1 \left(\prod_{\langle ij \rangle} g_{ij} \right) \left(\prod_{i=1}^3 \alpha_i \right) \cdot Z_1(\sigma_1) Z_1(\sigma_2) Z_1(\sigma_3), \quad (\text{C2})$$

$$\text{with } Z_0 = \sum_{\{\sigma_1, \sigma_2, \sigma_3\}} \left(\prod_{\langle ij \rangle} g_{ij} \right) \left(\prod_{i=1}^3 \alpha_i \right) \cdot Z_1(\sigma_1) Z_1(\sigma_2) Z_1(\sigma_3), \quad (\text{C3})$$

being the total partition function. $\prod_{\langle ij \rangle}$ denotes the product over all nearest-neighbour pairs within the central triangular plaquette. $Z_1(\sigma_i)$ is the partition function of the branch of the Husimi tree moving outwards and starting from the central spin i with orientation σ_i .

Let us label $Z_n(\sigma_j)$ the partition function starting on site j belonging to the n^{th} layer of the tree. The Boltz-

mann weights are

$$g_{ij} = e^{-\beta J \sigma_i \sigma_j}, \quad (\text{C4})$$

$$\alpha_i = e^{\beta h \sigma_i}, \quad (\text{C5})$$

taking the values $g_0 = e^{\beta J}$, and $g_1 = e^{-3\beta J}$ here [Fig. 14(b)]. Eq. (C2) then gives explicitly

$$\langle \sigma_1 \rangle = \frac{g_0(Y_1 - Y_1^2) + g_1(1 - Y_1^3)}{3g_0(Y_1 + Y_1^2) + g_1(1 + Y_1^3)}, \quad (\text{C6})$$

where we introduced the ratio between partition func-

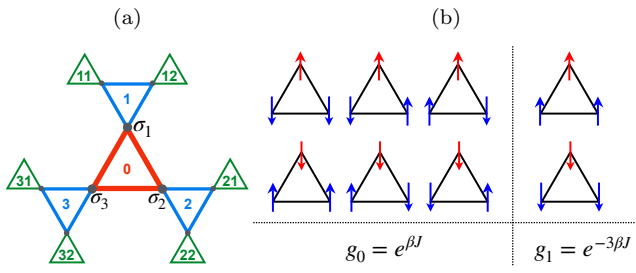


FIG. 14. The Husimi tree HT(3,2) for the kagome lattice. (a) Triangular frustrated cells arranged in shells, where shell 0 (red) corresponds to the central unit. The Husimi tree is equivalent to the real kagome lattice up to its 2nd shell (green). (b) All possible spin configurations for an isolated triangular cell with corresponding Boltzmann weights g_0 and g_1 for global axis Ising spins [see Eq. (C4)].

tions of a spin on shell n , pointing \uparrow ($\sigma = 1$) and a spin pointing down \downarrow ($\sigma = -1$)⁵⁵ as

$$\frac{Z_n(\downarrow)}{Z_n(\uparrow)} = Y_n e^{2\beta h}, \quad (\text{C7})$$

and where successive layers of the Husimi tree are related recursively

$$Y_n = \frac{g_0 Y_{n+1}^2 + g_1 (1 + 2Y_{n+1})}{g_0 + g_1 Y_{n+1} (2 + Y_{n+1})} \quad (\text{C8})$$

To solve the Husimi tree, we calculate the limit $Y_n \xrightarrow{n \rightarrow +\infty} Y$ and replace it in Eq. (C6), $Y_1 = Y$ ¹⁰⁵. In absence of an external magnetic field $Y = 1$, since the disordered system does not prefer any spin direction. This gives $\langle \sigma_1 \rangle = 0$ as trivially expected. But other observables such as the energy E , specific heat C_h and entropy S can be derived analytically from the partition function Z_0 . These calculations are relatively straightforward and explicit results for the different Husimi trees are given in Appendix C 2.

In this section, we will further show the calculation of the susceptibility. An external magnetic field h causes a perturbation ϵ away from the trivial value

$$Y = 1 - \epsilon, \quad (\text{C9})$$

which can be used together with Eqs. (C7),(C8) to obtain ϵ in first order of h

$$\epsilon = 2\beta h \frac{3g_0 + g_1}{5g_0 - g_1}. \quad (\text{C10})$$

The first-order expansion in h is sufficient to compute the magnetic susceptibility, since higher-order terms vanish

as $h \rightarrow 0$. Introducing Eqs. (C7)–(C10) into Eq. (C6) gives the temperature-dependent magnetisation

$$\langle \sigma_1 \rangle = \beta h \frac{g_0 + 3g_1}{5g_0 - g_1}. \quad (\text{C11})$$

and the reduced susceptibility

$$\chi T \equiv \frac{1}{\beta} \frac{\partial \langle \sigma_1 \rangle}{\partial h} \Big|_{h \rightarrow 0^+} = \frac{g_0 + 3g_1}{5g_0 - g_1}. \quad (\text{C12})$$

2. Analytic Equations

Next to the magnetization and reduced susceptibility [Eq. (C12)], thermodynamic observables like energy E , specific heat C_h and entropy S are directly obtained from the partition function of the Husimi tree [Eq. (C3)]¹⁵.

$$E = -\frac{1}{Z_0} \left(\frac{\partial Z_0}{\partial \beta} \right) \Big|_{\{h, \epsilon\} \rightarrow 0}, \quad (\text{C13})$$

$$C_h = -\beta^2 \left(\frac{\partial E}{\partial \beta} \right) \Big|_{\{h, \epsilon\} \rightarrow 0}, \quad (\text{C14})$$

$$S = \beta E + \log \frac{Z_0}{Z_1(\uparrow)} A_0, \quad (\text{C15})$$

where A_0 is fitted such that $S|_{T \rightarrow \infty} = \log(2)$.

Here we show analytic expressions for thermodynamic observables, as obtained by HT calculations. All thermodynamic observables are plotted in Fig. 5, for $J = 1$, inducing antiferromagnetic correlations between spins.

Husimi tree HT(3,2) corresponding to the kagome and hyperkagome lattices:

$$E = 2J \frac{-g_0 + g_1}{3g_0 + g_1}, \quad (\text{C16})$$

$$C_h = 32J^2 \beta^2 \frac{g_0 g_1}{(3g_0 + g_1)^2}, \quad (\text{C17})$$

$$S = 2J\beta \frac{-g_0 + g_1}{3g_0 + g_1} + \frac{2}{3} \log \left[\frac{1}{\sqrt{2}} (3g_0 + g_1) \right], \quad (\text{C18})$$

$$\chi_{\text{glob}} T = \frac{g_0 + 3g_1}{5g_0 - g_1}, \quad (\text{C19})$$

where $g_0 = e^{\beta J}$, and $g_1 = e^{-3\beta J}$.

Husimi tree HTS corresponding to the square-kagome lattice:

$$E = \frac{2}{3} J \frac{-41g_0 + 30g_2 + 8g_3 + 3g_4}{41g_0 + 52g_1 + 30g_2 + 4g_3 + g_4}, \quad (\text{C20})$$

$$C_h = \frac{16}{3} J^2 \beta^2 \frac{41g_0(26g_1 + 60g_2 + 18g_3 + 11g_4) + 30g_2(2g_3 - g_4 + 26g_1) + 26g_1(16g_3 + 9g_4) - g_4(g_4 + 22g_3)}{(41g_0 + 52g_1 + 30g_2 + 4g_3 + g_4)^2} \quad (\text{C21})$$

$$S = \frac{2}{3} J \beta \frac{-41g_0 + 30g_2 + 8g_3 + 3g_4}{41g_0 + 52g_1 + 30g_2 + 4g_3 + g_4} + \frac{1}{6} \log \left[\frac{1}{2} (41g_0 + 52g_1 + 30g_2 + 4g_3 + g_4) \right] \quad (\text{C22})$$

$$\chi T = \frac{2}{3} \frac{2g_0 + 7g_1 + 15g_2 + 5g_3 + 3g_4}{17g_0 + 30g_1 + 16g_2 + 2g_3 - g_4} + \frac{4}{3} \frac{(65g_0 + 381g_1 + 605g_2 + 601g_3) + g_4(275g_1 + 103g_2 + 15g_3 + 3g_4)}{(41g_0 + 52g_1 + 30g_2 + 4g_3 + g_4)(17g_1 + 13g_2 + 3g_3 - g_4)} \quad (\text{C23})$$

where $g_0 = e^{4\beta J}$, $g_1 = 1$, $g_2 = e^{-4\beta J}$, $g_3 = e^{-8\beta J}$, and $g_4 = e^{-12\beta J}$.

Husimi tree HT(3,3) corresponding to the triangular and trillium lattice:

$$E = 3J \frac{-g_0 + g_1}{3g_0 + g_1}, \quad (\text{C24})$$

$$C_h = 48J^2 \beta^2 \frac{g_0 g_1}{(3g_0 + g_1)^2}, \quad (\text{C25})$$

$$S = 3J \beta \frac{-g_0 + g_1}{3g_0 + g_1} + \log \left[\frac{1}{2} (3g_0 + g_1) \right], \quad (\text{C26})$$

$$\chi T = \frac{g_0 + 3g_1}{7g_0 - 3g_1}, \quad (\text{C27})$$

where $g_0 = e^{\beta J}$, and $g_1 = e^{-3\beta J}$.

Husimi tree HT(4,2) corresponding to the checkerboard, ruby and pyrochlore lattice:

$$E = -3J \frac{g_0 - g_2}{3g_0 + 4g_1 + g_2}, \quad (\text{C28})$$

$$C_h = 24J^2 \beta^2 \frac{g_0 g_1 + 4g_0 g_2 + 3g_1 g_2}{(3g_0 + 4g_1 + g_2)^2}, \quad (\text{C29})$$

$$S = -3J \beta \frac{g_0 - g_2}{3g_0 + 4g_1 + g_2} + \frac{1}{2} \log \left[\frac{1}{2} (3g_0 + 4g_1 + g_2) \right], \quad (\text{C30})$$

$$\chi T = 2 \frac{g_1 + g_2}{3g_0 + 2g_1 - g_2}, \quad (\text{C31})$$

where $g_0 = e^{2\beta J}$, $g_1 = 1$ and $g_2 = e^{-6\beta J}$.

3. High-temperature expansion of the susceptibility

As discussed in Section V A, θ_{cw} contributes to the first order correction of the Curie law:

$$\frac{1}{\chi} = \frac{T}{C} \left[1 - \frac{\theta_{\text{cw}}}{T} \left(1 + \Delta(T) \right) \right]. \quad (\text{C32})$$

The same high-temperature expansion can be done for the results from Husimi tree calculations, where second and higher-order terms will account for the deviation from the Curie-Weiss law. Curie-constant C , Curie

temperature θ_{cw} and higher-order corrections $\Delta(T)$, extracted from the inverse susceptibility $1/\chi$ for global axes spins are summarised as follows:

HT(3,2):

$$\begin{aligned} C &= 1, \\ \theta_{\text{cw}} &= -4J, \\ \Delta(T) &= \frac{J}{T} - \frac{J^2}{3T^2} - \frac{5J^3}{3T^3} + \dots \end{aligned} \quad (\text{C33})$$

HTS:

$$\begin{aligned} C &= 1, \\ \theta_{\text{cw}} &= -4J, \\ \Delta(T) &= \frac{J}{T} - \frac{J^2}{3T^2} - \frac{4J^3}{3T^3} + \dots \end{aligned} \quad (\text{C34})$$

HT(3,3):

$$\begin{aligned} C &= 1, \\ \theta_{\text{cw}} &= -6J, \\ \Delta(T) &= \frac{J}{T} - \frac{J^2}{3T^2} - \frac{5J^3}{3T^3} + \dots \end{aligned} \quad (\text{C35})$$

HT(4,2):

$$\begin{aligned} C &= 1, \\ \theta_{\text{cw}} &= -6J, \\ \Delta(T) &= \frac{J}{T} - \frac{4J^2}{3T^2} - \frac{5J^3}{3T^3} + \dots \end{aligned} \quad (\text{C36})$$

Since $J = 1$, all models show negative values for θ_{cw} , indicating dominating antiferromagnetic interactions. Furthermore, their absolute values correspond to the number of nearest neighbor sites, and measures the local exchange field (Weiss field or molecular field) acting on every individual spin. The deviation $\Delta(T)$ of θ_{cw} scales independently of the type of the Husimi tree with $1/T$ in leading order. However, the deviation in second-order terms of $1/T^2$ differs between Husimi trees, made of triangular plaquettes and square plaquettes. And from this comparison it becomes evident that HTS shows only a small difference of 2% compared to HT(3,2) [see Tab. I], since their deviation happens from third-order $1/T^3$.

4. An alternative way to compute C_0

In Appendix C1, the susceptibility was calculated as the linear response to an external magnetic field h , when $h \rightarrow 0$. At zero temperature it is also possible to calculate it as the sum of spin-spin correlations, following Eq. (8). When applied to the ground-state ensemble, this method allows to extract the value of the spin-liquid Curie constant C_0 as has been done for spin-ice related models^{15,16,19,106,107}. For ease of calculations, let us consider that the Husimi tree is made of L layers of spins, centred around a central site instead of a central frustrated unit. It is then common practice to consider this central spin \vec{S}_0 as the spin representative of the bulk of the real lattice. This is because \vec{S}_0 is the furthest away from the boundary of the tree, and thus less sensitive to surface effects. For a HT of L layers, the spin-liquid Curie constant of Eq. (10) becomes

$$C_0(L) = 1 + \sum_{\ell=1}^L g_\ell \langle \vec{S}_0 \cdot \vec{S}_\ell \rangle, \quad (\text{C37})$$

where $\langle \vec{S}_0 \cdot \vec{S}_\ell \rangle$ is the correlation between the central spin and one of the spins on layer $\ell \in [1 : L]$, in the ground state. g_ℓ is the number of spins in this layer.

a. Kagome-type Husimi tree with global axis

For HT(3,2), the number of sites per layer is $g_\ell = 2 \times 2^\ell$. Using Eq. (C37) and Eq. (14) with global Ising axis, one gets

$$\begin{aligned} C_0(L) &= 1 + \sum_{\ell=1}^L 2 \cdot 2^\ell \left(-\frac{1}{3}\right)^\ell \\ &= 1 + 2 \left(\frac{1 - (-2/3)^{L+1}}{1 + 2/3} - 1 \right) \\ &= 0.2 - \frac{6}{5} \left(-\frac{2}{3}\right)^{L+1} \xrightarrow{L \rightarrow \infty} 0.2. \end{aligned} \quad (\text{C38})$$

The value of 0.2 is recovered in the thermodynamic limit of the alternating (antiferromagnetic) series of spin-spin correlations.

b. Trillium-type Husimi tree with global axis

For HT(3,3), the number of sites per layer is $g_\ell = (3/2) \times 4^\ell$. As a consequence, the series of Eq. (C37)

becomes alternating divergent, because of the boundary

$$\begin{aligned} C_0(L) &= 1 + \sum_{\ell=1}^L \frac{3}{2} \cdot 4^\ell \left(-\frac{1}{3}\right)^\ell \\ &= 1 + \frac{3}{2} \left(\frac{1 - (-4/3)^{L+1}}{1 + 4/3} - 1 \right) \\ &= \frac{1}{7} - \frac{9}{14} \left(-\frac{4}{3}\right)^{L+1}. \end{aligned} \quad (\text{C39})$$

If the size of the boundary grows faster than the correlations decay, then the series diverges. That being said, even if the calculation is mathematically ill posed, it is interesting to notice that the constant term, $1/7$, is the same as the one obtained from the complete Husimi-tree calculation [see Eq. (C27) in the limit $\beta \rightarrow +\infty$ and Table I].

c. Pyrochlore-type Husimi tree with global axis

For HT(4,2), the number of sites per layer is $g_\ell = 2 \times 3^\ell$. As a consequence, the sum of Eq. (C37) becomes alternating,

$$\begin{aligned} C_0(L) &= 1 + \sum_{\ell=1}^L 2 \cdot 3^\ell \left(-\frac{1}{3}\right)^\ell \\ &\xrightarrow{L \rightarrow \infty} 1 + 2 \left(\frac{1}{1+1} - 1 \right) = 0 \end{aligned} \quad (\text{C40})$$

As was the case for HT(3,3), even if the calculation is mathematically ill posed, it is interesting to notice that the outcome is the exact result [Table I].

d. Kagome Husimi tree with local easy axes

Considering local axes makes the calculation a bit more complex, because spins are not collinear anymore. For the kagome lattice, the local easy axes are given in Table III, giving $\vec{e}_i \cdot \vec{e}_j = -1/2$ for spins on different sublattices. Eq. (C37) then becomes

$$C_0(L) = 1 + \sum_{\ell=1}^L u_\ell \left(-\frac{1}{3}\right)^\ell + \sum_{\ell=1}^L v_\ell \left(-\frac{1}{2}\right) \left(-\frac{1}{3}\right)^\ell. \quad (\text{C41})$$

From now on, u_ℓ (resp. v_ℓ) are the number of spins on layer ℓ belonging to the same (resp. a different) sublattice as the central spin of reference, \vec{S}_0 . By definition, we have $u_\ell + v_\ell = g_\ell = 2 \times 2^\ell$ for HT(3,2). It is not difficult to see that these sequences are related by recursion

$$\begin{aligned} u_{\ell+1} &= v_\ell \\ v_{\ell+1} &= v_\ell + 2 u_\ell \end{aligned} \quad (\text{C42})$$

which gives

$$\begin{aligned} u_\ell &= \frac{2}{3} 2^\ell + \frac{4}{3} (-1)^\ell \\ v_\ell &= \frac{4}{3} 2^\ell - \frac{4}{3} (-1)^\ell \end{aligned} \quad (\text{C43})$$

Injecting Eq. (C43) into Eq. (C41), and taking the limit $L \rightarrow +\infty$, finally gives $C_0 = 2$ for the kagome lattice with local easy axes.

e. Spin-ice Husimi tree with local easy axes

For 3D spin ice on the pyrochlore lattice [Table IV], the calculation is very similar. The scalar product between spins on different sublattices is now $\vec{e}_i \cdot \vec{e}_j = -1/3$, and the number of spins belonging to the same, u_ℓ , and different, v_ℓ , sublattices are

$$\begin{aligned} u_\ell &= \frac{1}{2} 3^\ell + \frac{3}{2} (-1)^\ell \\ v_\ell &= \frac{3}{2} 3^\ell - \frac{3}{2} (-1)^\ell \end{aligned} \quad (\text{C44})$$

which gives $C_0 = 2$ for the pyrochlore lattice with local easy axes. Please note this is the same value, up to a normalisation, as the one calculated for the dielectric constant of cubic ice^{106,107}.

f. Hyperkagome Husimi tree with local easy axes

There are four different types of spin orientations in the hyperkagome lattice [see Table V], labelled 1, 2, 3, 4. Let us assume that the central spin of reference has orientation 1, at no cost in generality. When posing the problem, one quickly sees that the number of spins with orientation 1 in layer ℓ is not obvious to calculate, because there are four types of triangles, with orientations $\{1, 2, 3\}$, $\{1, 2, 4\}$, $\{1, 3, 4\}$, $\{2, 3, 4\}$. Among the u_ℓ sites with orientation 1 on layer ℓ , we need to make a distinction between:

- the a_ℓ spins that have a site with orientation 1 as second neighbor in the internal layers ($n < \ell$),
- the b_ℓ spins that *do not* have a site with orientation 1 as second neighbor in the internal layers.

We have $u_\ell = a_\ell + b_\ell$ and $u_\ell + v_\ell = g_\ell = 2 \times 2^\ell$ sites on layer ℓ for HT(3,2). If we impose the local geometry of the hyperkagome lattice on HT(3,2), one gets the following recursion relations

$$\begin{aligned} a_{\ell+2} &= b_{\ell+1} + a_\ell + b_\ell \\ b_{\ell+3} &= 2(a_{\ell+1} + a_\ell + b_\ell) \end{aligned} \quad (\text{C45})$$

Imposing the appropriate initial conditions, one gets

$$a_\ell = 2^{\ell-2} + (-1)^\ell + 2^{\ell/2-2} \left(\frac{3}{\sqrt{7}} \sin \left(\ell \left(\pi - \tan^{-1} \left(\sqrt{7} \right) \right) \right) - \cos \left(\ell \left(\pi - \tan^{-1} \left(\sqrt{7} \right) \right) \right) \right) \quad (\text{C46})$$

$$b_\ell = 2^{\ell-2} - 2^{\ell/2-2} \left(\frac{1}{\sqrt{7}} \sin \left(\ell \left(\pi - \tan^{-1} \left(\sqrt{7} \right) \right) \right) - 3 \cos \left(\ell \left(\pi - \tan^{-1} \left(\sqrt{7} \right) \right) \right) \right) \quad (\text{C47})$$

whose sum can be simplified into

$$u_\ell = 2^{\ell-1} + (-1)^\ell + \frac{(-1)^{\ell+1} 2^{\frac{\ell}{2} + \frac{1}{2}} \sin \left((\ell - 1) \tan^{-1} \left(\sqrt{7} \right) \right)}{\sqrt{7}}. \quad (\text{C48})$$

Since the easy axes of the hyperkagome lattice give $\vec{e}_i \cdot \vec{e}_j = -1/3$ for spins with different orientations, we get

$$\begin{aligned} C_0 &= 1 + \sum_{\ell=1}^{+\infty} u_\ell \left(-\frac{1}{3} \right)^\ell + \sum_{\ell=1}^{+\infty} v_\ell \left(-\frac{1}{3} \right)^\ell \left(-\frac{1}{3} \right)^\ell \\ &= 1 + \frac{2}{3} \sum_{\ell=1}^{+\infty} \left(-\frac{1}{3} \right)^\ell (2u_\ell - 2^\ell) \\ &= \frac{5}{3} - \frac{4\sqrt{2}}{3\sqrt{7}} \sum_{\ell=1}^{+\infty} \left(\frac{\sqrt{2}}{3} \right)^\ell \sin \left((\ell - 1) \tan^{-1} \sqrt{7} \right) \\ &= \frac{5}{3} - \frac{4\sqrt{2}}{3\sqrt{7}} \times \frac{1}{8} \sqrt{\frac{7}{2}} = \frac{3}{2} \end{aligned} \quad (\text{C49})$$

for the hyperkagome lattice with local easy axes.

g. Trillium Husimi tree with local easy axes

There are four sublattices in the minimal unit cell of the trillium lattice, labelled 1, 2, 3, 4. Let us assume that the central spin of reference is on sublattice 1, at no cost in generality. As for the hyperkagome case in Appendix C4f, there are four types of triangles, with sublattices $\{1, 2, 3\}$, $\{1, 2, 4\}$, $\{1, 3, 4\}$, $\{2, 3, 4\}$. Among the v_ℓ sites that do not belong to sublattice 1 on layer ℓ , we need to make a distinction between:

- the c_ℓ spins that were in a triangle with a sublattice-

1 site in layer $\ell - 1$,

- the d_ℓ spins that were *not* in a triangle with a sublattice-1 site in layer $\ell - 1$.

We have $v_\ell = c_\ell + d_\ell$ and $u_\ell + v_\ell = g_\ell = \frac{3}{2} \times 4^\ell$ sites on layer ℓ for HT(3,3). If we impose the local geometry of the trillium lattice on HT(3,3), one gets the following

recursion relations

$$\begin{cases} u_{\ell+1} = c_\ell + 2d_\ell \\ c_{\ell+1} = 4u_\ell + c_\ell + 2d_\ell \\ d_{\ell+1} = 2c_\ell \end{cases} \quad (\text{C50})$$

which gives a self-consistent recursion relation for the number of sites in sublattice 1

$$u_{\ell+3} = u_{\ell+2} + 8 u_{\ell+1} + 16 u_\ell \quad (\text{C51})$$

whose solution is

$$u_\ell = 3 \left(2^{2\ell-3} + 2^{\ell-3} \left(\frac{1}{\sqrt{7}} \sin \left(\ell \left(\pi - \tan^{-1} \left(\frac{\sqrt{7}}{3} \right) \right) \right) + 3 \cos \left(\ell \left(\pi - \tan^{-1} \left(\frac{\sqrt{7}}{3} \right) \right) \right) \right) \right) \quad (\text{C52})$$

Since the easy axes of the trillium lattice give $\vec{e}_i \cdot \vec{e}_j = -1/3$ for spins on different sublattices, we get

$$\begin{aligned} C_0(L) &= 1 + \sum_{\ell=1}^L \left(-\frac{1}{3} \right)^\ell \left(u_\ell - \frac{v_\ell}{3} \right) = 1 + \sum_{\ell=1}^{+\infty} \left(-\frac{1}{3} \right)^\ell \left(\frac{4}{3} u_\ell - \frac{4^\ell}{2} \right) \\ &= 1 + \frac{1}{2} \sum_{\ell=1}^L \left(-\frac{2}{3} \right)^\ell \left(\frac{1}{\sqrt{7}} \sin \left(\ell \left(\pi - \tan^{-1} \left(\frac{\sqrt{7}}{3} \right) \right) \right) + 3 \cos \left(\ell \left(\pi - \tan^{-1} \left(\frac{\sqrt{7}}{3} \right) \right) \right) \right) \end{aligned} \quad (\text{C53})$$

The sum of Eq. (C53) converges to zero for $L \rightarrow +\infty$, which is why the Husimi tree for the trillium lattice with easy axes gives $C_0 = 1$ [see Table I]. However, the first term of the sum is positive (it is $2/3$ for $L = 1$), which means that the build up of correlations at short distance is primarily ferromagnetic. This is consistent with the increase of the reduced susceptibility χT when cooling from high temperature in Fig. 5(b).

5. Comment on the Pauling entropy

For ice problems, the Pauling entropy provides a lower bound on the exact value of the entropy⁵³. Ice problems are defined as systems of connected vertices, where each link between two vertices has a direction (the spin), and each vertex possesses as many inward as outward links – the so-called ice rules. The ground state of the checkerboard and pyrochlore lattices are ice problems, and their Pauling entropy are indeed lower than their exact residual entropy [Table I]. The ground state of the ruby lattice is, however, not an ice problem³⁰, even if it is also made of corner-sharing tetrahedra with two spins up and two spins down. This is because the centre of the tetrahedra – the above-mentioned vertices – form a kagome lattice, which is not bipartite but tripartite. There are three kinds of tetrahedra on the ruby lattice, labeled for convenience red, green and blue. If an up spin is mapped to an outward (inward) link in a red (green) tetrahedron,

what happens in the blue tetrahedra? It is easy to show that all-in/all-out states then appear in the blue tetrahedra, and the ground-state ensemble is thus not an ice problem. The ground state of the Ising ruby antiferromagnet is actually a \mathbb{Z}_2 spin liquid, as opposed to the U(1) gauge structure on pyrochlore³⁰. Nevertheless, despite these fundamental differences, the thermodynamic quantities of these three models (ruby, checkerboard and pyrochlore) are semi-quantitatively the same for all temperatures, including their residual entropy.

Appendix D: C_0 appearing in Coulomb gauge field theory

The spin-ice ground state is famously known as a U(1) Coulomb gauge field²⁹. This gauge-field texture comes from the ice rules (“2 in - 2 out”), that can be rewritten as a divergence-free constraint on the magnetisation field $\vec{M}(\vec{r})$ at position \vec{r} . At lowest order, the probability distribution of $\vec{M}(\vec{r})$ is⁷⁷

$$\mathcal{P} \propto \exp \left(-\frac{\kappa_0}{2v_{\text{cell}}} \int d\vec{r} |\vec{M}|^2(\vec{r}) \right), \quad (\text{D1})$$

where v_{cell} is the volume of the primitive unit cell. From Eq. (D1), the entropic stiffness κ_0 is also the inverse of the variance of the magnetisation in the spin-ice ground

state (up to a prefactor), i.e.

$$\kappa_0 \propto \frac{1}{C_0}, \quad (\text{D2})$$

It means that C_0 is a measure of the (inverse of) the strength of entropic interactions between topological-charge excitations in spin ice¹⁰⁸. To conclude, the stiffness is also the Lagrange multiplier appearing in the Self-Consistent Gaussian Approximation (SCGA) that ensures the spin-length constraint on average⁷⁰. For many models with continuous spins, this Lagrange multiplier can be computed analytically in the limit of zero and infinite temperatures, and thus offers an alternative way to compute the ratio C_0/C_∞ and to connect it to the num-

ber of flat bands in the system (see discussion in Section IV C).

Appendix E: $\mathbf{S}(\mathbf{q})$ – equal-time structure factor

The equal-time (energy-integrated) structure factor is defined as

$$\begin{aligned} S(\vec{q}) &= \frac{1}{N} \sum_{i,j} e^{i\vec{q}(\vec{r}_i - \vec{r}_j)} \langle \vec{S}_i \cdot \vec{S}_j \rangle \\ &= \frac{1}{N} \left\langle \left| \sum_i e^{i\vec{q} \cdot \vec{r}_i} \vec{S}_i \right|^2 \right\rangle. \end{aligned} \quad (\text{E1})$$

- ¹ P. Curie, *Propriétés magnétiques des corps à diverses températures*, Ph.D. thesis, Faculty of Sciences, University of Paris, Paris: Gautheir-Villars (1895).
- ² P. Weiss, *J. Phys. Theor. Appl.* **6**, 661 (1907).
- ³ C. Kittel, *Introduction to Solid State Physics* (Wiley, 2004).
- ⁴ N. Ashcroft and N. Mermin, *Solid State Physics*, HRW international editions (Holt, Rinehart and Winston, 1976).
- ⁵ S. Mugiraneza and A. M. Hallas, *Communications Physics* **5**, 1 (2022).
- ⁶ L. D. Landau, *Zh. Eksp. Teor. Fiz.* **7**, 19 (1937).
- ⁷ A. P. Ramirez, *Annu. Rev. Mater. Sci.* **24**, 453 (1994).
- ⁸ H. Nagasawa, *Physics Letters A* **25**, 475 (1967).
- ⁹ A. F. J. Morgownik and J. A. Mydosh, *Phys. Rev. B* **24**, 5277 (1981).
- ¹⁰ H. J. Silverstein, K. Fritsch, F. Flicker, A. M. Hallas, J. S. Gardner, Y. Qiu, G. Ehlers, A. T. Savici, Z. Yamani, K. A. Ross, B. D. Gaulin, M. J. P. Gingras, J. A. M. Paddison, K. Foyevtsova, R. Valenti, F. Hawthorne, C. R. Wiebe, and H. D. Zhou, *Phys. Rev. B* **89**, 054433 (2014).
- ¹¹ M. A. de Vries, A. C. McLaughlin, and J.-W. G. Bos, *Phys. Rev. Lett.* **104**, 177202 (2010).
- ¹² Y. Li, S. M. Winter, D. A. S. Kaib, K. Riedl, and R. Valentí, *Phys. Rev. B* **103**, L220408 (2021).
- ¹³ R. Pohle, O. Benton, and L. D. C. Jaubert, *Phys. Rev. B* **94**, 014429 (2016).
- ¹⁴ B. Schmidt and P. Thalmeier, *Phys. Rev. B* **96**, 214443 (2017).
- ¹⁵ L. D. C. Jaubert, *Topological Constraints and Defects in Spin Ice*, Ph.D. thesis, Ecole Normale Supérieure de Lyon (2009).
- ¹⁶ L. D. C. Jaubert, M. J. Harris, T. Fennell, R. G. Melko, S. T. Bramwell, and P. C. W. Holdsworth, *Phys. Rev. X* **3**, 011014 (2013).
- ¹⁷ S. V. Isakov, K. S. Raman, R. Moessner, and S. L. Sondhi, *Phys. Rev. B* **70**, 104418 (2004).
- ¹⁸ M. Isoda, *Journal of Physics: Condensed Matter* **20**, 315202 (2008).
- ¹⁹ A. J. Macdonald, P. C. W. Holdsworth, and R. G. Melko, *Journal of Physics: Condensed Matter* **23**, 164208 (2011).
- ²⁰ A. Nag and S. Ray, *Journal of Magnetism and Magnetic Materials* **424**, 93 (2017).
- ²¹ S. T. Bramwell, M. N. Field, M. J. Harris, and I. P. Parkin, *Journal of Physics: Condensed Matter* **12**, 483 (2000).
- ²² T. T. A. Lummen, I. P. Handayani, M. C. Donker, D. Fausti, G. Dhalenne, P. Berthet, A. Revcolevschi, and P. H. M. van Loosdrecht, *Phys. Rev. B* **77**, 214310 (2008).
- ²³ J. Stephenson, *Journal of Mathematical Physics* **5**, 1009 (1964).
- ²⁴ E. Rastelli, A. Tassi, and L. Reatto, *Il Nuovo Cimento B* (1971-1996) **42**, 120 (1977).
- ²⁵ D. A. Garanin and B. Canals, *Phys. Rev. B* **59**, 443 (1999).
- ²⁶ E. Jurčičinová and M. Jurčičin, *Physica A: Statistical Mechanics and its Applications* **492**, 1798 (2018).
- ²⁷ J. Richter, O. Derzhko, and J. Schnack, *Physical Review B* **105**, 144427 (2022).
- ²⁸ B. Canals and D. A. Garanin, *Eur. Phys. J. B* **26**, 439 (2002).
- ²⁹ C. L. Henley, *Annual Review of Condensed Matter Physics* **1**, 179 (2010).
- ³⁰ J. Rehn, A. Sen, and R. Moessner, *Phys. Rev. Lett.* **118**, 047201 (2017).
- ³¹ T. E. Redpath and J. M. Hopkinson, *Phys. Rev. B* **82**, 014410 (2010).
- ³² J. M. Hopkinson, S. V. Isakov, H.-Y. Kee, and Y. B. Kim, *Phys. Rev. Lett.* **99**, 037201 (2007).
- ³³ B. Canals and D. A. Garanin, *Canadian Journal of Physics* **79**, 1323 (2001).
- ³⁴ L. Bovo, L. D. C. Jaubert, P. C. W. Holdsworth, and S. T. Bramwell, *Journal of Physics: Condensed Matter* **25**, 386002 (2013).
- ³⁵ L. Bovo, M. Twengström, O. A. Petrenko, T. Fennell, M. J. P. Gingras, S. T. Bramwell, and P. Henelius, *Nature Communications* **9**, 1999 (2018), arXiv:1805.09332 [cond-mat.str-el].
- ³⁶ J. W. Krizan and R. J. Cava, *Phys. Rev. B* **92**, 014406 (2015).
- ³⁷ M. Fujihala, K. Morita, R. Mole, S. Mitsuda, T. Tohyama, S.-i. Yano, D. Yu, S. Sota, T. Kuwai, A. Koda, H. Okabe, H. Lee, S. Itoh, T. Hawaii, T. Masuda, H. Sagayama, A. Matsuo, K. Kindo, S. Ohira-Kawamura, and K. Nakajima, *Nature Communications* **11**, 3429 (2020).
- ³⁸ S. Gao, M. A. McGuire, Y. Liu, D. L. Abernathy, C. d. Cruz, M. Frontzek, M. B. Stone, and A. D. Christianson, *Phys. Rev. Lett.* **128**, 227201 (2022).

- ³⁹ J. A. M. Paddison, H. S. Ong, J. O. Hamp, P. Mukherjee, X. Bai, M. G. Tucker, N. P. Butch, C. Castelnovo, M. Mourigal, and S. E. Dutton, *Nature Communication* **7**, 13842 (2016).
- ⁴⁰ S. T. Bramwell and M. J. Harris, *Journal of Physics: Condensed Matter* **32**, 374010 (2020).
- ⁴¹ M. Udagawa and L. Jaubert, *Spin Ice*, Springer Series in Solid-State Sciences (Springer International Publishing, 2021).
- ⁴² D. Adroja, B. Padalia, S. Malik, R. Nagarajan, and R. Vijayaraghavan, *Journal of Magnetism and Magnetic Materials* **89**, 375 (1990).
- ⁴³ J. M. Hopkinson and H.-Y. Kee, *Phys. Rev. B* **74**, 224441 (2006).
- ⁴⁴ S. T. Bramwell and M. J. Harris, *Journal of Physics: Condensed Matter* **10**, L215 (1998).
- ⁴⁵ R. Moessner and J. T. Chalker, *Phys. Rev. B* **58**, 12049 (1998).
- ⁴⁶ A. S. Wills, R. Ballou, and C. Lacroix, *Phys. Rev. B* **66**, 144407 (2002).
- ⁴⁷ K. Kanô and S. Naya, *Progress of Theoretical Physics* **10**, 158 (1953).
- ⁴⁸ G. H. Wannier, *Phys. Rev.* **79**, 357 (1950).
- ⁴⁹ G. H. Wannier, *Phys. Rev. B* **7**, 5017 (1973).
- ⁵⁰ L. Pauling, *Journal of the American Chemical Society* **57**, 2680 (1935).
- ⁵¹ E. H. Lieb, *Physical Review* **162**, 162 (1967).
- ⁵² J. F. Nagle, *Journal of Mathematical Physics* **7**, 1484 (1966).
- ⁵³ E. H. Lieb and F. Y. Wu, “Two-dimensional ferroelectric models,” in *Phase Transitions and Critical Phenomena*, Vol. 1, edited by C. Domb and M. S. Green (Academic, New York, 1972) pp. 331–490.
- ⁵⁴ H. A. Bethe, *Proceedings of the Royal Society of London A: Mathematical, Physical and Engineering Sciences* **150**, 552 (1935).
- ⁵⁵ R. J. Baxter, *Exactly Solved Models in Statistical Mechanics* (Dover books on physics, Courier Corporation, 1982).
- ⁵⁶ K. Wada and Y. Ogawa, *Journal of the Physical Society of Japan* **67**, 112 (1998).
- ⁵⁷ L. D. C. Jaubert, J. T. Chalker, P. C. W. Holdsworth, and R. Moessner, *Phys. Rev. Lett.* **100**, 067207 (2008).
- ⁵⁸ L. D. C. Jaubert, J. T. Chalker, P. C. W. Holdsworth, and R. Moessner, *Phys. Rev. Lett.* **105**, 087201 (2010).
- ⁵⁹ J. L. Monroe, *Physica A: Statistical Mechanics and its Applications* **256**, 217 (1998).
- ⁶⁰ S. ichi Yoshida, K. Nemoto, and K. Wada, *Journal of the Physical Society of Japan* **71**, 948 (2002).
- ⁶¹ L. D. C. Jaubert, J. T. Chalker, P. C. W. Holdsworth, and R. Moessner, *Journal of Physics: Conference Series* **145**, 012024 (2009).
- ⁶² M. Udagawa, H. Ishizuka, and Y. Motome, *Phys. Rev. Lett.* **104**, 226405 (2010).
- ⁶³ E. Jurčišinová and M. Jurčišin, *Phys. Rev. E* **89**, 032123 (2014).
- ⁶⁴ E. Jurčišinová, M. Jurčišin, and A. Bobák, *Journal of Statistical Physics* **154**, 1096 (2014).
- ⁶⁵ E. Jurčišinová, M. Jurčišin, and A. Bobák, *Physics Letters A* **378**, 1448 (2014).
- ⁶⁶ L. Néel, *Comptes Rendus Hebdomadaires Des Seances De L Academie Des Sciences* **224**, 1488 (1947).
- ⁶⁷ S. V. Isakov, K. Gregor, R. Moessner, and S. L. Sondhi, *Phys. Rev. Lett.* **93**, 167204 (2004).
- ⁶⁸ J. N. Reimers, A. J. Berlinsky, and A. C. Shi, *Phys. Rev. B* **43**, 865 (1991).
- ⁶⁹ P. H. Conlon and J. T. Chalker, *Phys. Rev. B* **81** (2010), DOI 10.1103/PhysRevB.81.224413.
- ⁷⁰ P. Conlon, *Aspects of Frustrated Magnetism*, Ph.D. thesis, University of Oxford (2010).
- ⁷¹ O. Benton, *Classical and Quantum Spin Liquids on the Pyrochlore lattice*, Ph.D. thesis, University of Bristol (2014).
- ⁷² R. W. Youngblood and J. D. Axe, *Phys. Rev. B* **23**, 232 (1981).
- ⁷³ M. J. Harris, S. T. Bramwell, D. F. McMorrow, T. Zeiske, and K. W. Godfrey, *Phys. Rev. Lett.* **79**, 2554 (1997).
- ⁷⁴ T. Fennell, P. P. Deen, A. R. Wildes, K. Schmalzl, D. Prabhakaran, A. T. Boothroyd, R. J. Aldus, D. F. McMorrow, and S. T. Bramwell, *Science* **326**, 415 (2009).
- ⁷⁵ J. L. Monroe, *Physica A: Statistical Mechanics and its Applications* **256**, 217 (1998).
- ⁷⁶ R. Moessner and J. T. Chalker, *Phys. Rev. B* **58**, 12049 (1998).
- ⁷⁷ C. L. Henley, *Phys. Rev. B* **71**, 014424 (2005).
- ⁷⁸ K. A. Ross, L. Savary, B. D. Gaulin, and L. Balents, *Phys. Rev. X* **1**, 021002 (2011).
- ⁷⁹ S. Onoda and Y. Tanaka, *Phys. Rev. B* **83**, 094411 (2011).
- ⁸⁰ S. Lee, S. Onoda, and L. Balents, *Phys. Rev. B* **86**, 104412 (2012).
- ⁸¹ M. Taillefumier, O. Benton, H. Yan, L. D. C. Jaubert, and N. Shannon, *Phys. Rev. X* **7**, 041057 (2017).
- ⁸² K. W. Plumb, H. J. Changlani, A. Scheie, S. Zhang, J. W. Krizan, J. A. Rodriguez-Rivera, Y. Qiu, B. Winn, R. J. Cava, and C. L. Broholm, *Nature Physics* **15**, 54 (2019).
- ⁸³ S. Zhang, H. J. Changlani, K. W. Plumb, O. Tchernyshyov, and R. Moessner, *Physical Review Letters* **122**, 167203 (2019).
- ⁸⁴ It is worth noting that a Landé factor of 2.1 is a more realistic value for Cu(II) ions than the value of 2.25 found with the Curie-Weiss fit.
- ⁸⁵ N. Niggemann, M. Hering, and J. Reuther, *Journal of Physics: Condensed Matter* **32**, 024001 (2019).
- ⁸⁶ R. Pohle, H. Yan, and N. Shannon, *Phys. Rev. B* **104**, 024426 (2021).
- ⁸⁷ X.-P. Yao, J. Q. Liu, C.-J. Huang, X. Wang, and G. Chen, *Frontiers of Physics* **16**, 53303 (2021).
- ⁸⁸ C.-J. Huang, J. Q. Liu, and G. Chen, *Phys. Rev. Res.* **4**, 013121 (2022).
- ⁸⁹ H. Yan and J. Reuther, *Physical Review Research* **4**, 023175 (2022).
- ⁹⁰ Lallemand, A., *Ann. Phys.* **11**, 97 (1935).
- ⁹¹ C. Starr, F. Bitter, and A. R. Kaufmann, *Phys. Rev.* **58**, 977 (1940).
- ⁹² J. W. Cable, M. K. Wilkinson, E. O. Wollan, and W. C. Koehler, *Phys. Rev.* **127**, 714 (1962).
- ⁹³ E. R. Jones, O. B. Morton, L. Cathey, T. Auel, and E. L. Amma, *The Journal of Chemical Physics* **50**, 4755 (1969).
- ⁹⁴ J. P. Stampfel, W. T. Oosterhuis, B. Window, and F. d. Barros, *Phys. Rev. B* **8**, 4371 (1973).
- ⁹⁵ P. B. Johnson, S. A. Friedberg, and J. A. Rayne, *Journal of Applied Physics* **52**, 1932 (1981).
- ⁹⁶ B. Kang, C. Kim, E. Jo, S. Kwon, and S. Lee, *Journal of Magnetism and Magnetic Materials* **360**, 1 (2014).
- ⁹⁷ S. V. Isakov, J. M. Hopkinson, and H.-Y. Kee, *Phys. Rev. B* **78**, 014404 (2008).
- ⁹⁸ R. H. Swendsen and J.-S. Wang, *Phys. Rev. Lett.* **57**, 2607 (1986).

- ⁹⁹ D. J. Earl and M. W. Deem, [Phys. Chem. Chem. Phys.](#) **7**, 3910 (2005).
- ¹⁰⁰ G. T. Barkema and M. E. J. Newman, [Physical Review E](#) **57**, 1155 (1998).
- ¹⁰¹ N. Prokof'ev and B. Svistunov, [Phys. Rev. Lett.](#) **87**, 160601 (2001).
- ¹⁰² J. A. Olive, A. P. Young, and D. Sherrington, [Phys. Rev. B](#) **34**, 6341 (1986).
- ¹⁰³ Y. Miyatake, M. Yamamoto, J. J. Kim, M. Toyonaga, and O. Nagai, [Journal of Physics C: Solid State Physics](#) **19**, 2539 (1986).
- ¹⁰⁴ M. Creutz, [Phys. Rev. D](#) **36**, 515 (1987).
- ¹⁰⁵ Please note that we use this numbering of layers – increasing outwards – essentially for pedagogical reasons. Mathematically, the problem is well posed if we consider a change of variable: layer 0 would be on the outer boundary, infinitely far away from the central layer which would be labeled n . Following this notation, this is why the limit Y can be used in Eq. (C6).
- ¹⁰⁶ W. Gobush and C. A. J. Hoeve, [The Journal of Chemical Physics](#) **57**, 3416 (1972).
- ¹⁰⁷ A. Yanagawa and J. F. Nagle, [Chemical Physics](#) **43**, 329 (1979).
- ¹⁰⁸ C. Castelnovo, R. Moessner, and S. L. Sondhi, [Phys. Rev. B](#) **84**, 144435 (2011).