

Emergent SU(8) Dirac semimetal and novel proximate phases of spin-orbit coupled fermions on a honeycomb lattice

Basudeb Mondal,^{1,*} Vijay B. Shenoy,^{2,†} and Subhro Bhattacharjee^{1,‡}

¹*International Centre for Theoretical Sciences, Tata Institute of Fundamental Research, Bengaluru 560089, India.*

²*Centre for Condensed Matter Theory, Department of Physics,
Indian Institute of Science, Bengaluru 560012, India.*

Emergent Dirac fermions provide the starting point to understanding the plethora of novel condensed matter phases. The nature of the associated phases and phase transitions crucially depends on both the emergent symmetries as well as the implementation of the microscopic ones on the low-energy Dirac fermions. Here, we show that $j = 3/2$ electrons in spin-orbit coupled materials on honeycomb lattice can give rise to SU(8) symmetric Dirac semimetals with symmetry implementation very different from that of graphene. This non-trivial embedding of the microscopic symmetries in the low energy is reflected in the nature of phases proximate to the Dirac semimetal. Such phases can arise from finite short-range electron-electron interactions. In particular, we identify 24 such phases – divided into three classes – and their low energy properties obtained by condensing particle-number conserving fermion bilinears that break very different microscopic symmetries and/or are topologically protected by symmetries. The latter includes interesting generalisations of quantum spin-Hall phases. Remarkably some of the resultant phases still support a sub-set of gapless fermions – protected by a sub-group of SU(8) – resulting in interesting density wave semimetals. Near the phase transitions to such density wave semimetals, the surviving gapless fermions strongly interact with the bosonic order parameter field and give rise to novel quantum critical points. Our study is applicable to a wide class of d^1 and d^3 transition metals with strong spin-orbit coupling and predicts that such materials can harbour a very rich interplay of symmetries and competing interactions in the intermediate correlation regime.

I. INTRODUCTION

Massless Dirac fermions arise in a variety of condensed matter systems [1, 2]. Perhaps the most well-known is the recently studied – both experimentally and theoretically – example of monolayer graphene [3–11] where such Dirac fermions arise as a low energy limit of electrons hopping on the honeycomb lattice. More generally such Dirac fermions may arise in a variety of other two and three dimensional lattices [1, 12–14] relevant for several materials including organic semiconductors like α -(BEDT-TTF)₂I₃ [14–16], the $d_{x^2-y^2}$ -wave superconductor in cuprates [17–21], Dirac and Weyl semimetals [22, 23] and surface of 3D topological insulators [24–29]. These low energy Dirac fermions have indelible signatures in a plethora of low energy experiments of these candidate materials as is evident in the integer quantum Hall effect [5, 30] as well as other spectroscopic and transport properties [9, 31–35] of monolayer graphene, surface transport of 3D topological insulators [36] or spectroscopy of d -wave superconductors [17, 18].

Dirac fermions also arise in a somewhat different context as low energy theories of certain quantum spin liquids (QSL). Indeed in U(1) Dirac QSLs, low energy fermionic spinons – minimally coupled to an emergent U(1) gauge field – have free Dirac dispersion with enhanced symmetries at low energies within parton mean-

field theories [37]. While in this case of QED₃, the fluctuations of the gauge field ultimately lead to the destruction of the quasi-particles [37–44], the proximate ordered phases can be obtained by condensing appropriate spinon bilinears that gap out the Dirac spinons. Also, such effective Dirac theories, with or without dynamic gauge fields have also been recently discussed in context of (2 + 1) dimensional fermionic particle-vortex dualities emanating out of conjectures of Dirac composite fermions in half-filled Landau level in quantum Hall systems [45].

An equally important question pertains to the nature of the different phases obtained [46] upon gapping out the Dirac fermions via short-ranged four-fermion interactions/other bosonic fields or via external perturbations such as originating from substrate effects in graphene [47]. For the former, a typical effect of such interactions is to condense a fermion-bilinear that dynamically generates mass for the gapless Dirac fermions for a finite strength of the interaction. The nature of the resultant gapped phases [48] [37, 46, 49–51] as well as the theory of the associated phase transition from the proximate Dirac semimetal via Gross-Neveu-Yukawa [46, 52–55] field theories have received considerable attention in a wide array of condensed matter settings and allows for systematic understanding of novel quantum phase transitions including Landau forbidden deconfined quantum criticality [56, 57].

A central aspect of the above diverse physics is the implementation of microscopic symmetries on the low-energy Dirac fermions. These *ultraviolet* (UV) symmetries typically consist of lattice symmetries, time reversal as well as possible spin-rotation symmetries of

* basudeb.mondal@icts.res.in

† shenoy@iisc.ac.in

‡ subhro@icts.res.in

the electrons occupying the underlying atomic orbitals. Material-dependent microscopic energetics allow for different implementations of these UV symmetries on the underlying low energy Dirac fermions opening up avenues to probe the Dirac semimetal [9] as well as stabilize novel proximate phases. In regards to the latter, masses that preserve microscopic symmetries, but gap out the fermions, have recently provided crucial insights in the development of the theory of symmetry-protected topological phases (SPTs) [58, 59]. In a large class of fermionic SPTs, this has been made possible via the interplay of atomic spin-orbit coupling [60] and electron correlations that allow for such non-trivial implementation of usual condensed matter symmetries on the low energy degrees of freedom. Central to our interest here is the possibility of realising a new class of *spin-orbitally coupled Dirac fermions* such that the UV symmetries are implemented in a novel way allowing for new material platforms for interplay of symmetries and interactions. What, then, are the nature of the gapped phases in these spin-orbit coupled two-dimensional Dirac materials ?

In this paper, we present a new material-relevant platform for realizing spin-orbit (SO)-assisted SU(8) Dirac fermions in two spatial dimensions and discuss a plethora of rich phases proximate to such a Dirac semimetal. Somewhat counterintuitively, the underlying microscopics involving strong spin-orbit coupling (SOC), octahedral crystal field effect on d -orbitals, and hopping pathways can lead to a large symmetry enhancement resulting in gapless the Dirac semimetal for non-interacting electrons with an emergent SU(8) symmetry at low energy or *infrared* (IR). This can be realized, for example, in systems containing transition metal ions with strong SOC in d^1 electronic configuration on a honeycomb lattice in an edge-sharing octahedral motif (see Fig. 1(b)), which leads to a quarter filled $j = 3/2$ atomic orbitals as low energy electronic degree of freedom. This lattice is fairly common in the context of honeycomb Iridates as well as α -RuCl₃ among others where the transition metal ion has a d^5 configuration leading to $j = 1/2$ moments with possible relevance to Kitaev QSLs. A much more relevant material in the same class, for the present purpose, is ZrCl₃ where Zr³⁺ is in a $4d^1$ configuration. Our calculations, however, are quite general and show that generally interesting low-energy physics can emerge in a relevant parameter regime for d^1 systems and its particle-hole conjugate d^3 , which we expect will be synthesized in the near future.

The low energy SU(8) Dirac fermions – described by a free Dirac action of $N_F = 4$ flavours of 4-component Dirac fermions (Eq. 1) – obtained here fundamentally differ from a large flavour/spin generalisation of graphene in terms of the implementation of lattice transformations which, due to strong SOC, is intertwined with the spin-rotations. This is reflected in the low energy theory via the transformation of the Dirac modes under various lattice symmetries. A direct fallout of this non-trivial symmetry implementation is observed in the phases that

are proximate to the SU(8) Dirac semimetal and can be obtained from it for finite electron-electron interactions and/or additional hopping perturbations via breaking of the SU(8) symmetry by condensing various fermion bilinears. In this work, we study the 64 particle-hole bilinears (*i.e.* bilinears that do not carry a net electronic charge) consisting of the SU(8) singlet and the 63 dimensional adjoint multiplet. This adjoint multiplet is further broken down to singlets, doublets, and triplets by the UV symmetry group and corresponds to different ordered phases. For the present symmetry realisation we find that the 64 bilinears result in 24 different phases proximate to the SU(8) Dirac semimetal.

Typically condensation of the bilinears gaps out the single-fermion spectrum resulting in a broken symmetry phase with a single-fermion gap. We show several examples of such gapped broken symmetry insulators, typically with different spin/charge modulations. In addition, this work shows interesting instances where the condensate leaves intact a sub-set of the gapless Dirac fermions which describe various types of spin density wave semimetals. Notably, while the bilinears necessarily break the IR symmetry of the free Dirac theory – the SU(8) and parity or time reversal, they may still be invariant under all or some microscopic/UV symmetry transformations. Indeed, the classification of such masses that are allowed by microscopic symmetries and gap out the fermions, results in SPTs with gapped fermionic spectrum in the bulk and gapless edges whose low energy bulk theory is given by various Chern-Simons actions that characterise the appropriate quantized Hall response of such insulators. In the present context, we find several such interaction-driven SPTs, variously dubbed as topological Mott insulators [61, 62] both in the presence and absence of time reversal symmetry. These include interesting generalisations of the quantum spin-Hall phases as well as newer ones such as the quantum spin-quadrupole Hall phase, with the latter being odd under time reversal, unlike the former. A more subtle version realised in the present case includes a ferro spin-quadrupole ordered insulator with spin-octupole filtered edge currents (Sec. VIII A 1) in addition to a ferro spin-octupole ordered insulator with anomalous charge quantum Hall effect (Sec. VIII A 2). These *anomalous* fermionic masses, along with the conventional (microscopic) symmetry-breaking ones – made possible by non-trivial implementation of UV symmetries on the Dirac fermions – provide a rich phase diagram for the phases and associated phase transitions proximate to the SO coupled SU(8) Dirac semimetal.

The classification of the bilinears naturally opens the floodgate of questions regarding the nature of concomitant quantum transitions primarily out of the Dirac semimetal into one of the 24 symmetry-broken phases. As mentioned above, these transitions occur at a finite value of the short-range four fermion interactions (Eq. 39). For continuous phase transitions, the resultant Gross-Neveu-Yukawa type critical theories are obtained by decoupling the four-fermion interaction along

a particular bilinear channel resulting in coupling between the Dirac fermions with the bosonic order parameter corresponding to the fermion bilinear which, in turn, gain dynamics on integrating out the higher energy fermions [1, 63]. The properties of such critical points when the fermions are gapped out across the transition can be understood within various renormalisation group schemes such as $3 - \epsilon$ expansions [63] or Large N_f expansions [55]. We shall encounter several possible examples of such transitions and mention some of the expected fall-outs in respective places while the details will be taken up elsewhere. A particular class of transition worth mentioning involves the possibility of gapping out only a subset of fermions across the transition, typically resulting in density-wave semimetals of various types. Such transitions between two different semimetals serve as examples of (semi)metallic critically, which have been of recent interest [64, 65].

A more subtle structure in the phase diagram arises in the form of unnecessary phase transitions [66] or more precisely, unnecessary multi-critical points. These are observed in two or more lattice triplets whose components are made up of incompatible mass matrices (*i.e.*, they do not mutually anticommute). For such a triplet, isolated points of gaplessness (See Fig. 8) occur on a 2-sphere denoting the mass manifold for the triplet. These isolated gapless points denote unnecessary multi-critical points since any two generic gapped points on this sphere can also be connected entirely by avoiding these gapless isolated points and hence avoiding the transition altogether. Such unnecessary multi-critical points can be understood as a fallout of the particular embedding of the microscopic symmetries in the emergent SU(8) (see Fig. 9).

Finally, the bilinears corresponding to different order parameters may carry fermionic modes at their topological defects [49, 62, 67]. The simplest is the gapless chiral edge fermions associated with the domain walls of the Integer Chern insulator or the anomalous Hall insulator. These lead to Chern-Simons terms in the action once the fermions are integrated out in the gapped phase and account for the gapless edge modes. In addition, we also find a slew of generalised Quantum spin-Hall insulators with edge/domain walls carrying gapless fermion modes captured by mutual Chern-Simons terms. The above analysis is easily extended to other topological defects including vortices and skyrmions. In particular, for the Skyrmions of a triplet quantum spin-octupole order parameter, we find the corresponding skyrmions are bosonic and carry *four* units of electronic charge. Thus, condensing such skyrmions naturally gives rise to a charge-4 superconductor.

Considering the length and the number of results that we present in this work, we start with an overview of the results that summarises the work and helps the reader navigate the text.

II. OVERVIEW OF THE RESULTS

The focus of our work is crystalline systems on a honeycomb lattice formed out of edge-sharing octahedra (Fig. 1(b)) where the electronically active transition metal ions, with strong atomic SOC, sit at the centres of such octahedra. Such structures are quite common and occur in a several stacked Iridates $A_2\text{IrO}_3$ ($A=\text{Na, Li}$) [68–70], and ruthenates $\alpha\text{-RuCl}_3$ [71–74]. In this work, we focus on such honeycomb system where the $j = 3/2$ electronic orbitals (Fig. 1(a)) form the low energy manifold and in particular with a single electron (d^1 configuration) in the $j = 3/2$ orbitals. An example of such a situation is $\alpha\text{-ZrCl}_3$ [75–77] where Cl^- forms the edge sharing octahedral network with a Zr^{3+} in d^1 configuration – sits and gives rise to a quarter filled $j = 3/2$ system. While the fate of the low energy electronic phase of ZrCl_3 is still to be settled [77, 78], we expect that a large number of such materials exist whose physics is governed by various regimes of electronic correlations. Our analysis will be applicable to the whole class of such materials with $j = 3/2$ orbitals in d^1 (and d^3 , by particle-hole symmetry) configuration.

A. Spin-orbit coupled SU(8) Dirac semimetal

The material set-up consists of the honeycomb system with electrons occupying the $j = 3/2$ atomic orbitals (Eq. 6) and at quarter filling (*i.e.*, d^1 configuration) as detailed in Section III. The hopping Hamiltonian accounting for the electron hopping via the ligands that form the octahedra (Eq. 9), introduced in Ref. [77], is – in an appropriately rotated *local* basis (Eq. 17)– nothing but four copies of nearest neighbour hopping model on a honeycomb lattice in π -flux at 1/4th filling (Eq. 18). The four copies stem from the four $j = 3/2$ atomic orbitals, although the symmetry is enhanced to SU(4). On solving this Hamiltonian we obtain two valleys (Eq. 21) of Dirac band-touching at the 1/4th filling (Fig. 4). Note that these Dirac points, unlike graphene, are not at the Brillouin zone (BZ) corners, but at locations inside the magnetic BZ as shown in Fig. 4 with momenta given by Eq. 21.

The low energy theory takes the canonical Dirac form with the (Euclidean) Lagrangian density [79]

$$\mathcal{L}_0 = v_F \sum_{f=1}^{N_F} \bar{\chi}_f(\mathbf{r})(-i\partial\!\!\!/)\chi_f(\mathbf{r}) \quad (1)$$

and the corresponding Hamiltonian is given by Eq. 23. Here, $\partial\!\!\!/ \equiv \sum_{i=0}^2 \gamma_i \partial_i$ with γ^0, γ^1 and γ^2 being 4×4 matrices (see Eq. 27) that generate an Euclidean Clifford algebra, *i.e.*, $\{\gamma_\mu, \gamma_\nu\} = 2\delta_{\mu\nu}$ and v_F is the velocity of the Dirac fermions. χ_f denotes 4–component Dirac fermions (Eq. 24) with $N_F = 4$ flavours (*i.e.*, $f = 1, 2, \dots, N_F$)

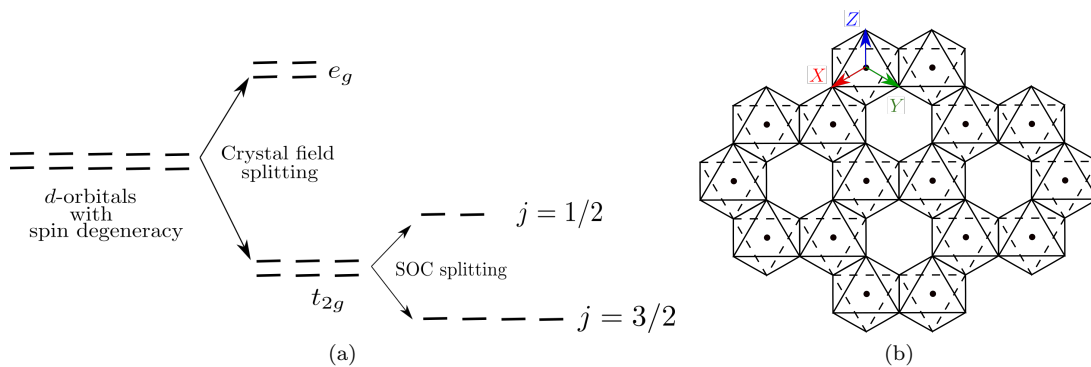


FIG. 1. (a) Splitting of the d -orbitals due to crystal field and SOC. (b) Edge-sharing octahedra forming a honeycomb lattice. As elaborated in the main text and in Appendix A 2, the honeycomb lattice lies in the $[111]$ plane of the Cartesian coordinate system whose projections are denoted by X , Y , and Z .

with $\bar{\chi}_f = i\chi_f^\dagger\gamma_0$. The four components of each χ_f are given by

$$\chi_{f\sigma\tau} \quad (2)$$

where $\sigma = 1, 2$ corresponds to the two bands that touch at the Dirac points and $\tau = \pm$ are the two Dirac valleys/nodes.

The free Dirac theory (Eq. 1) has a very large internal $SU(2N_F)$ symmetry in addition to the usual symmetries of the Dirac theory— emergent Lorentz transformation and continuous translations as well as discrete charge conjugation, parity (reflection in two dimension [80]) and time reversal. In the present case, the emergent $SU(8)$ symmetry is a combination of the $SU(4)$ flavour symmetry of the hopping model and the emergent chiral $SU(2)$ symmetry with the latter being similar to spinless graphene [49].

This IR symmetry is, of course, emergent and much larger than the microscopic/UV symmetries of the lattice theory. In various candidate materials, different energy scales of the atomic orbitals provide for different microscopic symmetry groups which are then embedded within the larger IR symmetry group of the Dirac theory. Indeed, in the present case, the strong SOC resulting in the $j = 3/2$ atomic orbitals result in an implementation of the honeycomb lattice symmetries on the resultant Dirac fermions, distinct from graphene. In particular, in the present case, the effect of SOC is manifested in the symmetry transformation of the χ spinors via mixing of the $SU(4)$ flavours under lattice transformation (Table V and Eq. 38). This difference in embedding, coupled with the difference in the location of the Dirac points, reflects in the properties of the present SO-coupled Dirac semimetal and its proximate phases that are much richer than a large N_F flavour mono-layer graphene.

B. Phases proximate to the $SU(8)$ Dirac semimetal

The emergent $SU(8)$ and relativistic invariance of the low energy theory indicates that a large number of correlation functions decay identically at long distances. These correlation functions correspond to a wide set of very different phases as far as the microscopic symmetry breaking is concerned [37] and adding four-fermion interactions can lead to spontaneously symmetry broken and/or symmetry protected topological phases proximate to the Dirac semimetal by favouring one of the channels.

The Dirac semimetal is perturbatively stable to short-range four-fermion interactions (Eq. 39). However, as the strength of the four-fermion term is increased it can favour the condensation of a particle-hole fermion bilinear (Eq. 40)

$$\langle \bar{\chi}_{f\sigma\tau}\chi_{f'\sigma'\tau'} \rangle \neq 0 \quad (3)$$

that breaks the $SU(8)$ symmetry spontaneously. There are 64 such bilinears divided into a $SU(8)$ scalar

$$-i\langle \bar{\chi}\chi \rangle \quad (4)$$

and the 63 fold adjoint multiplet of $SU(8)$ (also given in Eq. 42)

$$-i\langle \bar{\chi}\mathcal{P}_a\chi \rangle, \quad a = 1, \dots, 63. \quad (5)$$

and \mathcal{P}_a being the $SU(8)$ generators (Eq. 29) obtained by combining the 15 generators of flavour $SU(4)$, Σ_i (defined below Eq. 10), and 3 generators of chiral $SU(2)$, ζ_j (Eq. 28), along with their respective identities.

Mean-field decomposition (exact in the limit $N_F \rightarrow \infty$ [54, 81]) of the four-fermion interactions into the bilinears (Eq. 41) generically lead to fully gapping of the Dirac fermions resulting in a $SU(8)$ symmetry broken insulator. However, we also find situations where only a subset of fermions are gapped out leading, typically to a density wave semimetal with a lower (than $SU(8)$) symmetry (see below).

TABLE I. The SU(4) invariant chiral phases. The microscopic symmetry elements mentioned in this and the subsequent tables are defined in Table V. Also, the ζ_i are generators of the chiral SU(2) and Σ_i are generators of flavor SU(4) which are defined in Eq. 28 and Appendix C respectively.

#	The Phase	Irrep	Broken Microscopic symmetries	Fermion Bilinear	Comments
1.	Integer Chern insulator (ICI). (Sec. VIA)	\mathcal{A}_{2g}^o	$\mathbf{C}'_2, \sigma_d, \text{TR}$	$-i\langle\bar{\chi}\chi\rangle$	Fully gapped. Charge Hall response given by $N_F = 4$ CS theory (Eq. 69)
2.	Stripy charge density wave (StCDW). (Sec. VIB)	\mathcal{F}_{1g}^e	$\mathbf{T}_1, \mathbf{T}_2, \mathbf{C}_3, \mathbf{S}_6, \mathbf{C}'_2, \sigma_d$	$-i\langle\bar{\chi}\zeta_1\chi\rangle,$ $-i\langle\bar{\chi}\zeta_2\chi\rangle,$ $-i\langle\bar{\chi}\zeta_3\chi\rangle$	Fully gapped. Stripy modulation of electronic charge density (Fig. 6)

A natural question, then, pertains to the nature of such phases obtained by fermion-bilinear condensation that lie proximate to the Dirac semimetal. To answer this question, the actual embedding of the microscopic/UV symmetries in the emergent low-energy symmetries becomes important. We find that the 64 masses, break up into 27 irreducible representations representing 24 different phases (Eqs. 47a-61f). The microscopic symmetries only allow for singlet, doublet and triple irreducible representations (Irreps), and the 24 phases are made up of six singlets, five doublets, and sixteen triplets.

The 24 phases can be subdivided into three groups depending on the participation of the SU(4) flavour and the SU(2) chiral sectors in the fermion bilinear (Eq. 40) which dictate their transformation properties under the microscopic symmetries. These are :

Group-1 : Chiral masses : The chiral masses (Eqs. 47a-47b) composed of SU(4) flavour singlets. These four bilinears have a structure of $-i\langle\bar{\chi}\zeta_j\chi\rangle$ where $j = 0, 1, 2, 3$ and we have included the SU(8) scalar (Eq. 4) corresponding to the case of ζ^0 . This singlet corresponds to ($N_F = 4$) Integer Chern Insulator (ICI) and is a SU(4) generalisation of the Haldane mass [59] as given by Eq. 68. The other three masses (Eq. 72) form a triplet under lattice symmetries that correspond to three stripy charge-density-wave insulators (StCDW) (Fig. 6). Notably, the presence of the π -flux breaks up the chiral masses as $\mathbf{4} = \mathbf{1} \oplus \mathbf{3}$, as opposed to graphene where the four chiral masses are decomposed as $\mathbf{4} = \mathbf{1} \oplus \mathbf{1} \oplus \mathbf{2}$ corresponding to $N_F = 2$ Integer Chern insulator, staggered charge density waves and two Kekule orders respectively [49]. The summary of these four masses is given in Table I and the details are discussed in Section VI.

Group-2 : Flavour masses : The flavour masses are composed of chiral singlets. There are fifteen such bilinears of the form $-i\langle\bar{\chi}\Sigma_j\chi\rangle$ where j runs over the fifteen generators of SU(4) (listed in Appendix C). Ten of them are time reversal (TR) even (Eq. 48) and transform into each other under an adjoint representation of an SO(5) sub-group of the SU(4) flavour group while the other five are TR odd (Eq. 49) and transform under a vector representation of the same SO(5). Under lattice symmetries,

the ten TR even masses break up into one singlet and three triplets (Eqs. 58 and 59) while the five TR odd masses break up into a doublet and a triplet (Eq. 60). All these 15 flavour masses correspond to six generalised quantum spin-Hall phases [58]. In particular, they result in four TR even quantum spin-octupole Hall phases (Sec. VIIA) and two TR odd quantum quadrupole Hall phases (Sec. VIIB) with the latter being an interesting analog of symmetry protected topological phases without time-reversal symmetry. These masses are summarised in Table II while the details are given in Sec. VII.

Group-3 : Mixed masses : The mixed masses are composed of non-trivial combinations of flavour and chiral sectors. There are forty-five such bilinears of the form $-i\langle\bar{\chi}\Sigma_j\zeta_k\chi\rangle$ where $j(k)$ runs over the 15(3) SU(4) flavour (SU(2) chiral) generators. These masses, under lattice symmetries, are divided into 11 triplets, 4 doublets and 4 singlets as shown in Eq. 61. The nature of the resultant phases is quite rich and corresponds to various types of dipolar, quadrupolar and octupolar density waves that break both SU(4) flavour as well as lattice symmetries. In particular, these masses describe four density wave patterns for various types of quadrupole and spin-octupole order parameters. These are – (1) Uniform (ferro) order, (2) Staggered (“Neel”) order (Fig. 10), (3) stripy order (Fig. 6), and, (4) zig-zag order (Fig. 11). Moreover, depending on the fate of the fermions in these phases, they are divided into two classes : (a) insulators, where all the Dirac fermions are gapped out (summarised in Table III), and, (b) semimetals, where a subset of Dirac fermions remain gapless even after the condensation of the bilinear (summarised in Table IV). We discuss them in detail in Section VIII. It is useful to note that amongst the insulators, there are two singlets, \mathcal{A}_{1g}^e and \mathcal{A}_{2g}^o (see Table III; Secs. VIIIA 1 and VIIIA 2) that have non-trivial gapless edge modes. While the former is time reversal even corresponds to an Ising ferro spin-quadrupolar insulator with quantized spin-octupole filtered edge modes that are captured by a non-trivial mutual CS term (Eq. 106), the latter is time reversal odd and represents an anomalous Hall insulator with quantized charge Hall response (Eq. 109).

TABLE II. The flavor phases

#	The Phase	Irrep	Broken Microscopic symmetries	Fermion Bilinear	Comments
3.	Singlet Quantum spin-octupole Hall insulator. (Sec. VII A 1)	\mathcal{A}_{1g}^e	None	$-i\langle\bar{\chi}\Sigma_{45}\chi\rangle$	Fully Gapped. Spin-octupole Hall response in via electric field (Eq. 79) via spin-octupole filtered edges protected by $U(1)\rtimes Z_2^{TR}$
4.	Triplet Quantum spin-octupole Hall insulator. (Inversion even) (Sec. VII A 2)	\mathcal{F}_{1g}^e	$\mathbf{T}_1, \mathbf{T}_2,$ $\mathbf{C}_3, \mathbf{S}_6,$ \mathbf{C}'_2, σ_d	$-i\langle\bar{\chi}\Sigma_{23}\chi\rangle,$ $-i\langle\bar{\chi}\Sigma_{13}\chi\rangle,$ $-i\langle\bar{\chi}\Sigma_{12}\chi\rangle$	Fully gapped. Spin-octupole filtered edge currents. The Skyrmion configurations of the triplet order parameter carry 4 units of electronic charge. Such skyrmion condensation leads to a novel $4e$ superconductor.
5.	Triplet Quantum spin-octupole Hall insulators. (Inversion odd) (Sec. VII A 3)	\mathcal{F}_{1u}^e	$\mathbf{T}_1, \mathbf{T}_2,$ $\mathbf{C}_3, \mathbf{S}_6,$ $\mathbf{C}'_2, \sigma_d, \mathbf{I}$	$-i\langle\bar{\chi}\Sigma_{34}\chi\rangle,$ $-i\langle\bar{\chi}\left(-\frac{1}{2}\Sigma_{14} - \frac{\sqrt{3}}{2}\Sigma_{15}\right)\chi\rangle,$ $-i\langle\bar{\chi}\left(-\frac{\sqrt{3}}{2}\Sigma_{25} + \frac{1}{2}\Sigma_{24}\right)\chi\rangle.$	Non-compatible masses. Generally fully gapped except for isolated points protected by symmetries. Spin-octupole filtered edge.
6.	Triplet Quantum spin-octupole Hall insulator (Inversion odd) (Sec. VII A 3)	\mathcal{F}_{2u}^e	$\mathbf{T}_1, \mathbf{T}_2,$ $\mathbf{C}_3, \mathbf{S}_6,$ $\mathbf{C}'_2, \sigma_d, \mathbf{I}$	$-i\langle\bar{\chi}\Sigma_{35}\chi\rangle,$ $-i\langle\bar{\chi}\left(\frac{\sqrt{3}}{2}\Sigma_{24} + \frac{1}{2}\Sigma_{25}\right)\chi\rangle,$ $-i\langle\bar{\chi}\left(\frac{\sqrt{3}}{2}\Sigma_{14} - \frac{1}{2}\Sigma_{15}\right)\chi\rangle.$	Similar to entry No.5 of this table but with different spin-octupole current at the edges protected by different set of symmetries.
7.	Doublet Quantum quadrupole Hall insulator. (Sec. VII B)	\mathcal{E}_u^o	$\mathbf{C}'_2, \mathbf{I},$ $\mathbf{C}_3, \mathbf{S}_6,$ σ_d, TR	$-i\langle\bar{\chi}\Sigma_4\chi\rangle, -i\langle\bar{\chi}\Sigma_5\chi\rangle$	Fully gapped. Vortices carry zero modes with charge and quadrupole quantum numbers.
8.	Triplet Quantum quadrupole Hall insulator. (Sec. VII B)	\mathcal{F}_{2g}^o	$\mathbf{T}_1, \mathbf{T}_2,$ $\mathbf{C}_3, \mathbf{S}_6,$ $\mathbf{C}'_2, \sigma_d, \text{TR}$	$-i\langle\bar{\chi}\Sigma_1\chi\rangle,$ $-i\langle\bar{\chi}\Sigma_2\chi\rangle,$ $-i\langle\bar{\chi}\Sigma_3\chi\rangle$	Fully gapped. Quadrupole filtered edge modes protected by $U(1)$ symmetry. TR broken.

In section IX that follows the main body of work presented in sections III-VIII, we discuss the implications of the above results in a broader context bringing forth the unique features and opportunities brought out by the specific spin-orbit coupled system discussed in this paper. Various technical details are summarised in different appendices.

III. THE DIRAC THEORY FOR THE d^1 SYSTEMS ON HONEYCOMB LATTICE

The starting point of our analysis is the low energy single electron atomic orbitals of the d^1 ion in an octahedral crystal field with strong atomic SOC [77, 82] as shown in Fig. 1(a). In the absence of SOC, the single electron occupies the six-fold degenerate t_{2g} atomic orbitals $|d_{XY}, \sigma\rangle, |d_{YZ}, \sigma\rangle$ and $|d_{ZX}, \sigma\rangle$ with $\sigma = \uparrow, \downarrow$ while the high energy e_g orbitals remain empty and are projected out. The SOC, projected on the t_{2g} manifold gives

$H_{\text{SOC}}^{t_{2g}} = -\lambda \mathbf{I} \cdot \mathbf{s}$ ($\lambda > 0$), where $l = 1$ is the effective orbital angular momentum of the t_{2g} orbitals [82, 83] (see Appendix A 1 for further details).

The strong SOC selects the low energy orbitals by splitting the six-fold degeneracy into $4 \oplus 2$ which corresponds to the lower $j = 3/2$ and higher $j = 1/2$ ($\mathbf{j} = \mathbf{l} + \mathbf{s}$) orbitals respectively with the splitting being $3\lambda/2$ [83]. For the d^1 configuration, the low energy physics is therefore of a $1/4$ th filled $j = 3/2$ orbitals (Fig. 1(a)) with single electron creation operators at the lattice site are given by [77, 82]

$$\psi^\dagger = \left(\psi_{1/2}^\dagger, \psi_{-1/2}^\dagger, \psi_{3/2}^\dagger, \psi_{-3/2}^\dagger \right). \quad (6)$$

The interplay of hopping and interaction of electrons occupying these four orbitals then determine the low energy electronic properties of the system.

TABLE III. The mixed phases (insulators)

#	The Phase	Irrep	Broken Microscopic symmetries	Fermion Bilinear	Comments
9.	Singlet Quadrupolar ferro Hall insulator. (Sec. VIII A 1)	\mathcal{A}_{1g}^e	None	$-i \langle \bar{\chi} (\Sigma_3 \zeta_1 - \Sigma_1 \zeta_3 - \Sigma_2 \zeta_2) \chi \rangle / \sqrt{3}$	Fully gapped Octupole (Σ_{45}) filtered edge modes
10.	Singlet Spin-octupolar Anomalous ferro Hall Insulator. (Sec. VIII A 2)	\mathcal{A}_{2g}^o	$\mathbf{C}'_2, \sigma_d, \text{TR}$	$-i \langle \bar{\chi} (\Sigma_{12} \zeta_1 - \Sigma_{23} \zeta_3 + \Sigma_{13} \zeta_2) \chi \rangle / \sqrt{3}$	Fully gapped Gapless edges carry quantized charge current via CS term
11.	Doublet Spin-octupolar Néel insulator. (Sec. VIII A 3)	\mathcal{E}_u^o (2 doublets)	$\mathbf{C}'_2, \sigma_d, \mathbf{I}, \mathbf{C}'_3, \mathbf{S}_6$ TR	See Eq. 110 and Eq. 111	Fully gapped. Both triplets correspond to the same phase. Vortices can carry non-trivial quantum number.
12.	Triplet Spin-octupolar stripy density wave (StDW) insulator. (Sec. VIII A 4)	\mathcal{F}_{2g}^o	$\mathbf{T}_1, \mathbf{T}_2,$ $\mathbf{C}_3, \mathbf{S}_6, \mathbf{C}'_2, \sigma_d,$ TR	$-i \langle \bar{\chi} \Sigma_{45} \zeta_1 \chi \rangle,$ $-i \langle \bar{\chi} \Sigma_{45} \zeta_2 \chi \rangle,$ $-i \langle \bar{\chi} \Sigma_{45} \zeta_3 \chi \rangle$	Fully gapped
13.	Triplet Quadrupolar zig-zag density wave (ZDW) insulator. (Sec. VIII A 5)	\mathcal{F}_{1u}^e	$\mathbf{T}_1, \mathbf{T}_2,$ $\mathbf{C}_3, \mathbf{S}_6, \mathbf{C}'_2, \sigma_d, \mathbf{I}$	$-i \langle \bar{\chi} \Sigma_5 \zeta_1 \chi \rangle$ $-\frac{i}{2} \langle \bar{\chi} (-\sqrt{3} \Sigma_4 + \Sigma_5) \zeta_3 \chi \rangle,$ $-\frac{i}{2} \langle \bar{\chi} (-\sqrt{3} \Sigma_4 - \Sigma_5) \zeta_2 \chi \rangle$	Fully gapped, Masses are non-compatible, Gapless modes for some special linear combinations
14.	Triplet Quadrupolar ZDW insulator (Sec. VIII A 5)	\mathcal{F}_{2u}^e	$\mathbf{T}_1, \mathbf{T}_2,$ $\mathbf{C}_3, \mathbf{S}_6, \mathbf{C}'_2, \sigma_d, \mathbf{I}$	$-i \langle \bar{\chi} \Sigma_4 \zeta_1 \chi \rangle,$ $-\frac{i}{2} \langle \bar{\chi} (\sqrt{3} \Sigma_5 + \Sigma_4) \zeta_3 \chi \rangle,$ $-\frac{i}{2} \langle \bar{\chi} (\sqrt{3} \Sigma_5 - \Sigma_4) \zeta_2 \chi \rangle$	Similar to entry No.13 in this table, but different quadrupole operators are ordered.
15.	Triplet Spin-octupolar ZDW insulator. (Sec. VIII A 6)	\mathcal{F}_{1u}^o (2 triplets)	$\mathbf{T}_1, \mathbf{T}_2,$ $\mathbf{C}_3, \mathbf{S}_6, \mathbf{C}'_2, \sigma_d, \mathbf{I},$ TR	See Eq. 124, 125	Both triplets correspond to the same phase. Fully gapped, Masses are non-compatible. Gapless modes appear for special linear combinations.
16.	Triplet Spin-octupolar ZDW insulator (Sec. VIII A 6)	\mathcal{F}_{2u}^o (2 triplets)	$\mathbf{T}_1, \mathbf{T}_2,$ $\mathbf{C}_3, \mathbf{S}_6, \mathbf{C}'_2, \sigma_d, \mathbf{I},$ TR	See Eq.132, 133	Similar to entry No. 15 in this table, but different spin-octupole operators are ordered.

A. The lattice and microscopic symmetries

Consider such $j = 3/2$ orbitals on a honeycomb geometry with edge-sharing octahedra. In this geometry, the active atoms sit at the centre of each octahedron and form the honeycomb lattice. It is useful to consider the honeycomb lattice to lie in a plane perpendicular to the Cartesian [111] direction (details in Appendix A 2) such that the three nearest neighbour bonds are parallel to the three Cartesian planes shown in Fig. 1(b). Correspondingly we denote these bonds as $x, y,$ and z bonds if

they are parallel to the $YZ, ZX,$ and XY planes respectively, following the, by now popular nomenclature in the context of the Kitaev spin model [84] on the honeycomb lattice [85].

The honeycomb net has a triangular Bravais lattice and a two-site unit cell with two sub-lattices, $s = A, B$ as shown in Fig. 2. Each point on the honeycomb lattice is labeled by (u_1, u_2, s) where $u_1, u_2 \in \mathbb{Z}$ denote the position of the unit cell via

$$\mathbf{r} = u_1 \mathbf{b}_1 + u_2 \mathbf{b}_2 \quad (7)$$

TABLE IV. The mixed phases (semimetals)

#	The Phase	Irrep	Broken Microscopic symmetries	Fermion Bilinear	Comments
17.	Singlet Spin-octupolar Néel semimetal. (Reflection odd) (Sec. VIII B 1)	\mathcal{A}_{1u}^o	TR, \mathbf{I}, σ_d	See Eq. 134	Have semimetallic features. Can give rise to integer QH phase which is different from the ICI phase.
18.	Singlet Spin-octupolar Néel semimetal (Reflection even) (Sec. VIII B 1)	\mathcal{A}_{2u}^o	TR, $\mathbf{I}, \mathbf{C}'_2$	See Eq. 135	Similar to entry No.17 in this table, but different spin-octupole operator is ordered.
19.	Triplet Spin-octupolar StDW semimetal (Sec. VIII B 2)	\mathcal{F}_{1g}^o	$\mathbf{T}_1, \mathbf{T}_2,$ $\mathbf{C}_3, \mathbf{S}_6, \mathbf{C}'_2, \sigma_d,$ TR	$-i \langle \bar{\chi} (-\Sigma_{13}\zeta_3 - \Sigma_{23}\zeta_2) \chi \rangle / \sqrt{2}$ $-i \langle \bar{\chi} (\Sigma_{12}\zeta_2 - \Sigma_{13}\zeta_1) \chi \rangle / \sqrt{2}$ $-i \langle \bar{\chi} (\Sigma_{23}\zeta_1 + \Sigma_{12}\zeta_3) \chi \rangle / \sqrt{2}$	Masses are non-compatible, 8 fermionic modes are gapless, same for all linear combinations of the masses within a given triplet
20.	Triplet Spin-octupolar StDW semimetal (Sec. VIII B 2)	\mathcal{F}_{2g}^o	$\mathbf{T}_1, \mathbf{T}_2,$ $\mathbf{C}_3, \mathbf{S}_6, \mathbf{C}'_2, \sigma_d,$ TR	$-i \langle \bar{\chi} (\Sigma_{13}\zeta_3 - \Sigma_{23}\zeta_2) \chi \rangle / \sqrt{2}$ $-i \langle \bar{\chi} (-\Sigma_{12}\zeta_2 - \Sigma_{13}\zeta_1) \chi \rangle / \sqrt{2}$ $-i \langle \bar{\chi} (-\Sigma_{23}\zeta_1 + \Sigma_{12}\zeta_3) \chi \rangle / \sqrt{2}$	Masses are non-compatible, 4 fermionic modes are always gapless, this number changes depending on the linear combinations of the masses
21.	Triplet Quadrupolar StDW semimetal. (Sec. VIII B 3)	\mathcal{F}_{2g}^e	$\mathbf{T}_1, \mathbf{T}_2,$ $\mathbf{C}_3, \mathbf{S}_6, \mathbf{C}'_2, \sigma_d,$	$-i \langle \bar{\chi} (-\Sigma_1\zeta_2 + \Sigma_2\zeta_3) \chi \rangle / \sqrt{2}$ $-i \langle \bar{\chi} (\Sigma_3\zeta_2 + \Sigma_2\zeta_1) \chi \rangle / \sqrt{2}$ $-i \langle \bar{\chi} (\Sigma_3\zeta_3 + \Sigma_1\zeta_1) \chi \rangle / \sqrt{2}$	Similar to entry No.19 in this table, but different quadrupole operators are ordered.
22.	Triplet Quadrupolar StDW semimetal (Sec. VIII B 3)	\mathcal{F}_{1g}^e	$\mathbf{T}_1, \mathbf{T}_2,$ $\mathbf{C}_3, \mathbf{S}_6, \mathbf{C}'_2, \sigma_d$	$-i \langle \bar{\chi} (-\Sigma_1\zeta_2 - \Sigma_2\zeta_3) \chi \rangle / \sqrt{2}$ $-i \langle \bar{\chi} (-\Sigma_3\zeta_2 + \Sigma_2\zeta_1) \chi \rangle / \sqrt{2}$ $-i \langle \bar{\chi} (\Sigma_3\zeta_3 - \Sigma_1\zeta_1) \chi \rangle / \sqrt{2}$	Similar to entry No.20 in this table, but different spin-octupole operators are ordered.
23.	Doublet Quadrupolar ferro semimetal. (Sec. VIII B 4)	\mathcal{E}_g^e	$\mathbf{C}'_2, \sigma_d, \mathbf{C}_3, \mathbf{S}_6$	See Eq. 163	Some bands remain gapless. Can give rise to integer QH phase different the ICI phase
24.	Doublet Spin-octupolar ferro semimetal. (Sec. VIII B 5)	\mathcal{E}_g^o	$\mathbf{C}'_2, \sigma_d, \mathbf{C}_3, \mathbf{S}_6,$ TR	See Eq. 167	Some bands remain gapless

with \mathbf{b}_1 and \mathbf{b}_2 are unit lattice vectors shown in Fig. 2.

To understand the lattice symmetries, we take ideal honeycomb structure of α -ZrCl₃ as a prototypical example as it has all the representative symmetries. The point group of the α -ZrCl₃ lattice is D_{3d} which has 12 elements. Keeping in mind the geometry of the edge-sharing ligand octahedra surrounding the active ion (Fig. 1(b)), the generators of the lattice symmetries of the system are as follows and their action on the lattice coordinates are given in Table V.

- $\mathbf{T}_1, \mathbf{T}_2$: Two-dimensional lattice translations of the honeycomb lattice by \mathbf{b}_1 and \mathbf{b}_2 respectively.
- \mathbf{C}_3 : Rotations by angle $\frac{2\pi}{3}$ about the center of a

honeycomb plaquette.

- \mathbf{S}_6 : Rotations about the center of a honeycomb plaquette by angle $\frac{\pi}{3}$ followed by a reflection about the honeycomb plane.
- \mathbf{C}'_2 : Rotations by angle π about the axes lying on the honeycomb plane and passing through two opposite vertices of a honeycomb plaquette. There are three of such axes. One of the \mathbf{C}'_2 axes is parallel to the z -bonds (see Fig. 2).
- σ_d : Reflections about planes which are perpendicular to the honeycomb plane and bisect the angle between two consecutive \mathbf{C}'_2 axes. There are three

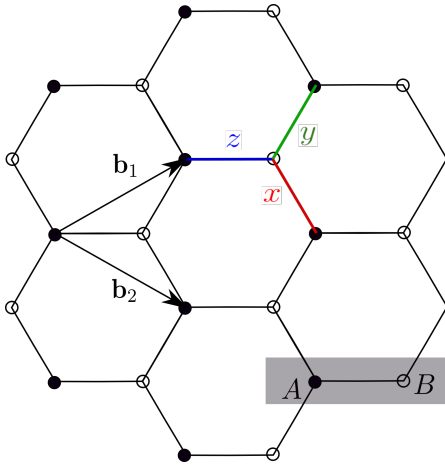


FIG. 2. The filled circles are points of A sub-lattice and the hollow circles are of B sub-lattice. The gray shaded area shows the two points of a single unit cell with \mathbf{b}_1 and \mathbf{b}_2 being unit lattice vectors (see Eq. A7).

	$\mathbf{r}(u_1, u_2, \delta) \rightarrow \mathbf{r}'(u'_1, u'_2, \delta')$	$\psi(\mathbf{r}) \rightarrow \psi'(\mathbf{r}')$
\mathbf{T}_1	$(u_1, u_2, \delta) \rightarrow (u_1 + 1, u_2, \delta)$	$\psi \rightarrow \mathcal{U}_{\mathbf{T}_1} \psi$
\mathbf{T}_2	$(u_1, u_2, \delta) \rightarrow (u_1, u_2 + 1, \delta)$	$\psi \rightarrow \mathcal{U}_{\mathbf{T}_2} \psi$
\mathbf{C}_3	$(u_1, u_2, \delta) \rightarrow (u_2 - 1, -u_1 - u_2 + \delta_{\delta, A}, \delta)$	$\psi \rightarrow \mathcal{U}_{\mathbf{C}_3} \psi$
\mathbf{S}_6	$(u_1, u_2, \delta) \rightarrow (u_1 + u_2 - \delta_{\delta, A}, -u_1, \bar{\delta})$	$\psi \rightarrow \mathcal{U}_{\mathbf{S}_6} \psi$
\mathbf{C}'_2	$(u_1, u_2, \delta) \rightarrow (u_2 - 1, u_1 + 1, \delta)$	$\psi \rightarrow \mathcal{U}_{\mathbf{C}'_2} \psi$
σ_d	$(u_1, u_2, \delta) \rightarrow (-u_2, -u_1, \bar{\delta})$	$\psi \rightarrow \mathcal{U}_{\sigma_d} \psi$
\mathbf{I}	$(u_1, u_2, \delta) \rightarrow (-u_1 - 1, -u_2 + 1, \bar{\delta})$	$\psi \rightarrow \mathcal{U}_g \psi$

TABLE V. The action of the microscopic symmetries on the $j = 3/2$ orbitals (Eq. 6). Note $\bar{\delta} = B(A)$ for $\delta = A(B)$. The $\mathcal{U}_{\mathbb{S}}$ (\mathbb{S} represents some lattice symmetry) are 4×4 unitary matrices which are given in Appendix B (Eqs B7 - B10).

such planes. One of the planes is the perpendicular bisector of one of the z -bonds in Fig 2.

- \mathbf{I} : Inversion about the center of a honeycomb plaquette.

In addition, the system also has time reversal (TR) symmetry \mathbb{T} , with

$$\mathbb{T}^2 = -1. \quad (8)$$

In appendix B, we provide the details of the transformation of the t_{2g} and the $j = 3/2$ orbitals under the above symmetries.

B. The tight binding Hamiltonian for indirect hopping

Starting with the hopping Hamiltonian for the t_{2g} orbitals and taking into account the indirect hopping amplitudes via the ligand in the edge-sharing geometry (Fig. 1(b)), the effective Hamiltonian is obtained by projecting it to the $j = 3/2$ manifold using Eq. A3. This minimal

hopping Hamiltonian for the $j = 3/2$ orbitals (Eq. 6) is given by

$$H = -\frac{t}{\sqrt{3}} \sum_{\langle \mathbf{r}, \delta; \mathbf{r}', \delta' \rangle} \psi^\dagger(\mathbf{r}, \delta) U_{\mathbf{r}\mathbf{r}'}^{\delta\delta'} \psi(\mathbf{r}', \delta') + \text{h.c.} \quad (9)$$

where $U_{\mathbf{r}\mathbf{r}'}^{\delta\delta'}$ are hopping amplitudes of overall strength t , on nearest neighbour bonds (hence only between different sublattices) that are given by 4×4 Hermitian matrices which depend on the type (x, y or z , see Fig. 2) of the $\langle \mathbf{r}, \delta; \mathbf{r}', \delta' \rangle$ bond [77] given by

$$\begin{aligned} U_{\mathbf{r}\mathbf{r}'}^{AB} &\equiv U_x = -\Sigma_1, \text{ if } \langle \mathbf{r}, A; \mathbf{r}', B \rangle = x \\ &\equiv U_y = -\Sigma_2, \text{ if } \langle \mathbf{r}, A; \mathbf{r}', B \rangle = y \\ &\equiv U_z = -\Sigma_3, \text{ if } \langle \mathbf{r}, A; \mathbf{r}', B \rangle = z \end{aligned} \quad (10)$$

Here, Σ_i are sixteen 4×4 traceless Hermitian matrices with Σ_0 being the identity matrix and the rest being generators of $SU(4)$. They can be obtained by using $j = 3/2$ matrices as shown in Appendix C.

The three U_α (for $\alpha = x, y, z$) matrices square up to identity and mutually anti-commute, i.e.,

$$U_\alpha^2 = \mathbb{I}_4 \equiv \Sigma_0, \quad \{U_\alpha, U_\beta\} = 2\delta_{\alpha\beta} \Sigma_0 \quad \forall \alpha, \beta = x, y, z. \quad (11)$$

Before proceeding to diagonalize Eq. 9 to obtain the electron band structure, we identify the generic nature of the electron dispersion.

1. The $SU(4)$ Symmetry and π -flux

As a first step, it is useful to consider the phase picked up by the electron on encircling any closed loop of the lattice. Such loops are formed out of the honeycomb plaquette consisting of six sites. The phase is given by the product of the U_α matrices around a honeycomb plaquette and is generically given by

$$\prod_{\langle \mathbf{r}, \delta; \mathbf{r}', \delta' \rangle \in \odot} U_{\mathbf{r}\mathbf{r}'}^{\delta\delta'} = \sum_i W_i \Sigma_i \quad (12)$$

where W_i are the respective coefficients that denote a generic direction in the $SU(4)$ space. In the above sum, i runs over the 15 indices of the Σ_i matrices defined in Appendix C.

Crucially, however, it was noticed in Ref. [77] that the explicit form of U -matrices (Eq. 10) give

$$\prod_{\langle \mathbf{r}, \delta; \mathbf{r}', \delta' \rangle \in \odot} U_{\mathbf{r}\mathbf{r}'}^{\delta\delta'} = -\Sigma_0 \quad (13)$$

such that no direction in $SU(4)$ space is favoured and the system has an underlying $SU(4)$ symmetry. This $SU(4)$ symmetry can be made manifest by suitable site-dependent unitary rotations of the ψ fermions (see below, Eq. 17) [77].

An equally important feature is the negative sign in Eq. 13 which shows that such $SU(4)$ fermions experience

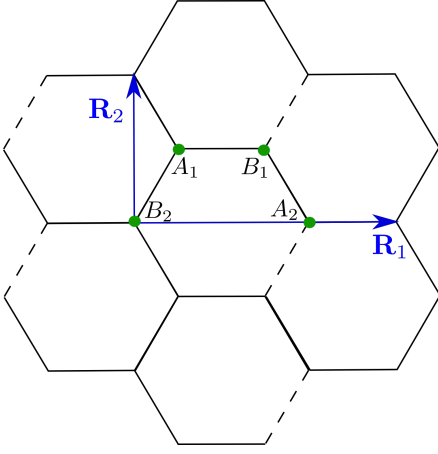


FIG. 3. Honeycomb lattice with π -flux and the four-point magnetic unit-cell in the gauge choice (Eq. 20): the dashed (continuous) bonds have $\eta(\mathbf{z}_S, \mathbf{z}'_{S'}) = -1(+1)$ (see Eq. 19).

a π -flux through every hexagon. Thus the above problem of d^1 fermions is that of SU(4) symmetric fermions hopping on a honeycomb lattice with π -flux per plaquette. The non-trivial effect of π -flux at 1/4-th filling is already apparent by considering the simpler case of spinless fermions on honeycomb lattice with π -flux at quarter-filling. This, as we discuss below, leads to Dirac fermions at low energy whose properties are quite different from those in graphene.

In the rest of this work, we uncover the interplay of SU(4) symmetry and the π -flux that, along with electron-electron interactions, leads to rich low-energy electronic properties of d^1 systems.

2. SU(4) diagonalization and the local basis

Following Ref. [77], the SU(4) symmetry of the hopping Hamiltonian in Eq. 9 can be made manifest by the performing site-dependent (local) unitary transformations on the fermions.

To obtain this manifestly SU(4) invariant basis, and also due to the π -flux, it is useful to consider a four site *magnetic unit cell* as shown in Fig. 3. The four sites, A_1, A_2, B_1, B_2 , in the magnetic unit cell comprise two sites each of A and B sub-lattices of the underlying honeycomb net. The lattice translation vectors for this magnetic unit-cell, as shown in Fig. 3, are given in terms of the underlying honeycomb lattice primitive vectors as

$$\mathbf{R}_1 = \mathbf{b}_1 + \mathbf{b}_2; \quad \mathbf{R}_2 = \mathbf{b}_1 - \mathbf{b}_2 \quad (14)$$

such that the sites with reference to the enlarged unit cell are given by

$$\mathbf{z}_S = n_x \mathbf{R}_1 + n_y \mathbf{R}_2 + \mathbf{d}_S \equiv \mathbf{z} + \mathbf{d}_S. \quad (15)$$

with $S \in \{A_1, A_2, B_1, B_2\}$ denotes the four sites in the magnetic unit-cell, \mathbf{d}_S are the position vectors of the S -

sublattice site w.r.t. the B_2 site (see Fig. 3) of the same magnetic unit cell, \mathbf{z} labelled by integers n_x and n_y .

With this, we can now define new fermion annihilation operators given by

$$\phi(\mathbf{z}_S) = [\phi_1(\mathbf{z}_S), \phi_2(\mathbf{z}_S), \phi_3(\mathbf{z}_S), \phi_4(\mathbf{z}_S)]^T \quad (16)$$

as

$$\phi(\mathbf{z}_S) = \mathcal{G}(\mathbf{z}_S)^\dagger \psi(\mathbf{z}_S) \quad (17)$$

where $\mathcal{G}(\mathbf{z}_S)$ are 4×4 unitary matrices whose explicit forms are given in Appendix D. Any many-body operator can be expressed either in the ϕ basis or ψ . In this article, we use the terms “local basis” and “global basis” respectively to refer to these two ways.

The Hamiltonian (Eq. 9) written in the local basis is

$$H = -\frac{t}{\sqrt{3}} \sum_{\langle \mathbf{z}_S, \mathbf{z}'_{S'} \rangle} \eta(\mathbf{z}_S, \mathbf{z}'_{S'}) \phi^\dagger(\mathbf{z}_S) \phi(\mathbf{z}'_{S'}) + \text{h.c.} \quad (18)$$

which is manifestly SU(4) invariant and $\eta(\mathbf{z}_S, \mathbf{z}'_{S'}) = \pm 1$ implementing the π -flux constraint of Eq. 13, via

$$\prod_{\langle \mathbf{z}_S, \mathbf{z}'_{S'} \rangle \in \square} \eta(\mathbf{z}_S, \mathbf{z}'_{S'}) = -1 \quad (19)$$

Fig. 3 shows a choice for $\eta(\mathbf{z}_S, \mathbf{z}'_{S'})$ which is given by

$$\eta(\mathbf{z}_S, \mathbf{z}'_{S'}) = \begin{cases} -1 & \text{if } S = B_1, S' = A_2 \text{ and } \mathbf{z}' = \mathbf{z} + \mathbf{R}_2 \\ +1 & \text{(otherwise)} \end{cases} \quad (20)$$

Obviously, there are many other choices for $\eta(\mathbf{z}_S, \mathbf{z}'_{S'})$ which are related to each other through gauge transformations which correspond to different signs of the $\mathcal{G}(\mathbf{z}_S)$ matrices with respect to the ones introduced in Appendix D. An alternate choice for $\eta(\mathbf{z}_S, \mathbf{z}'_{S'})$ and indeed the magnetic unit cell is shown in Fig. 15. For the rest of our calculation in the main text, we choose $\eta(\mathbf{z}_S, \mathbf{z}'_{S'})$ as given by Eq. 20.

3. The band structure

Eq. 18 represents four copies of nearest neighbour hopping model on honeycomb lattice in presence of π -flux. A single copy of such model at half filling was studied in Ref. [49, 86]. However, we shall find that the underlying SU(4) symmetry in the present case and the 1/4th filling for d^1 materials (see below) along with SOC open up a new regime of possibilities for the resultant system at low energies.

To disentangle the role of the SU(4) and the π -flux, it is useful to consider a single flavour “spinless” version of Eq. 18 with $\phi(\mathbf{z}_S)$ being a single component fermion. This is worked out in Appendices E and XI. The resultant band

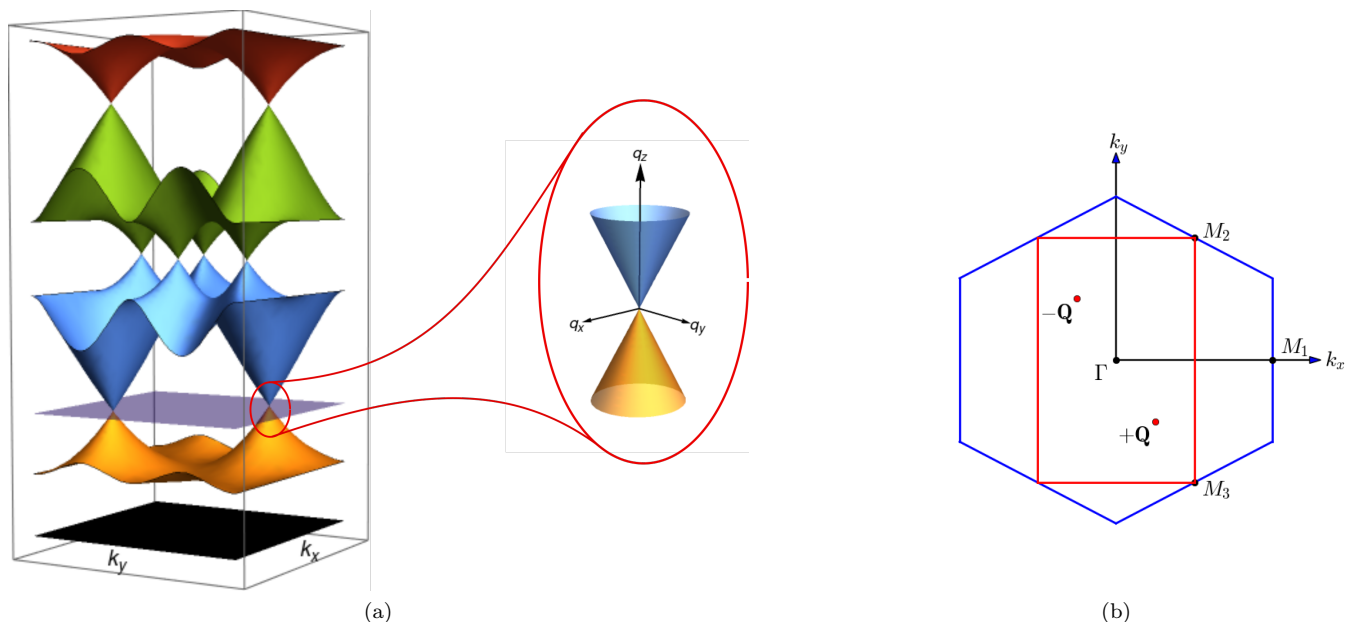


FIG. 4. (a) Band structure for the Hamiltonian in Eq. 18 for the magnetic unit cell consisting of four sites (Fig. 3). Each band is four-fold degenerate. For d^1 system, the lowest four bands are occupied with the chemical potential crossing the two Dirac points as shown. (b) Position of the two Dirac points (Eq.21) in the chosen gauge (Fig. 3 and Eq. 20) in the magnetic Brillouin zone (in red). The primitive Brillouin zone of the hexagonal lattice is also drawn in blue.

structure is shown in Fig. 4 and consists, for quarter filling, two linearly dispersing band-touching points—Dirac cones— at

$$\pm\mathbf{Q} = \pm \left[\frac{\pi}{6}, -\frac{\pi}{2\sqrt{3}} \right]. \quad (21)$$

We label the two Dirac points (valleys) by the Ising variable $\tau = \pm$. Similar Dirac points also occur at $3/4$ th filling by particle-hole symmetry of the microscopic problem. Also note that there are four Dirac points at half filling [86] as is shown in Fig. 4. In the rest of the discussion though we shall consider exclusively the vicinity of quarter filling and the nature of the low energy Dirac fermions at the two valleys at $\pm\mathbf{Q}$ given by Eq. 21.

Turning back to the case of $j = 3/2$ orbitals in d^1 configuration (Eq. 18), the band structure is now four-fold degenerate due to the $SU(4)$ symmetry such that the lower four bands are completely filled with the chemical potential again at the two Dirac cones given by Eq. 21. As remarked above, the similar Dirac cones are also present for three-quarter filling and hence the rest of our discussion is also applicable to materials with d^3 electronic configuration.

At this point, we would like to take a small detour by discussing the above band structure in the *global basis* (Eq. 6) which provides interesting complementary insights into the results that follow in the rest of this paper. This alternate insight arises from the observation that while for a single flavour π -flux problem we are forced to use the magnetic unit cell (Fig. 3), for the four flavour version relevant to d^1 or d^3 systems, it is

possible to use the two-site primitive honeycomb unit-cell (Fig. 2) by diagonalizing the Hamiltonian in Eq. 9. However, in this *global basis* neither the $SU(4)$, nor the π -flux is manifest but are mixed together non-trivially. As a result, while all the lattice symmetries (Table V), act in a linear fashion, i. e., they are *non-projective* despite the fact that each hexagonal plaquette hosts a π -flux as shown in Eq. (13), to overcome the slightly more involved nature (arising explicit mixing of the lattice symmetries and the $SU(4)$ in the global basis) we use the *local basis* for most of our discussion in the rest of the main-texts. Notwithstanding, the *global basis* is useful to understand certain structures in our calculations which we refer to at relevant places throughout the rest of the paper. The considerations in the global basis are presented in Appendix J. Briefly, Bloch diagonalizing the Hamiltonian in global basis (Eq. 9) obtains four bands arising from the four $j = 3/2$ orbitals (Eq. 6) and each two-fold degenerate due to inversion symmetry. The first set of bands touches the second set of bands at *four* distinct points with Dirac cone structure, see Fig. 14. With the quarter filling of the bands the chemical potential is tuned to the Dirac points at the four \mathbf{Q}_g vectors, Γ , M_1 , M_2 , M_3 termed as valleys, in the original honeycomb Brillouin zone. This is to be contrasted with the local basis where one obtains two valleys due to the doubling of the unit cell, and the concomitant folding of the bands. One of the central insights of the global basis is that under lattice symmetries such as S_6 (Table V), *only* three of the Dirac cones sitting at the three M points (Fig. 14) mix amongst themselves while the Dirac cone at the BZ

center, *i.e.* at Γ -point, remains isolated. This naturally distinguishes the different valleys into two groups— one containing only the Γ point cone and the other containing the other three at the three equivalent M points. As we shall see later, the above grouping is a fallout of the fact that the microscopic lattice symmetries get embedded in a larger low energy *IR space group* (see Section V) that allows up to three-dimensional representations such that the above grouping is a block diagonalization of a reducible representation, *i.e.*, $\mathbf{4} = \mathbf{1} \oplus \mathbf{3}$. This insight will be important in understanding a subset of *partially gapless masses* discussed in section VIII B.

C. Low-energy Dirac theory

Turning back to the local basis (Eq. 16 and Fig. 4), for 1/4th filling, the low energy theory is obtained by expanding the lattice fermions, $\phi(\mathbf{z}_S)$, in terms of the soft-modes, around the two Dirac points, $\pm\mathbf{Q}$, as

$$\phi_f(\mathbf{z}_S) \sim W_{S\sigma}^{(+)} \chi_{f\sigma+}(\mathbf{z}) e^{i\mathbf{Q}\cdot\mathbf{z}} + W_{S\sigma}^{(-)} \chi_{f\sigma-}(\mathbf{z}) e^{-i\mathbf{Q}\cdot\mathbf{z}} \quad (22)$$

where $\chi_{f\sigma\tau}(\mathbf{x})$ are the soft modes in the continuum evaluated at $\mathbf{x} = \mathbf{z}$ with $f = 1, \dots, 4$ denote the SU(4) flavour index, $\sigma = 1, 2$ is the particle or hole-like band index and $\tau = \pm$ is the valley index coming from the two Dirac nodes at $\pm\mathbf{Q}$. $W_{S\sigma}^{(\pm)}$ are two 4×2 matrices (one at each valley, $\tau = \pm$) in the (magnetic) unit-cell (S)-particle-hole (σ) space. The details are given in Appendix E.

In terms of the soft modes, the low energy Hamiltonian takes the canonical Dirac form in two spatial dimensions and is given by

$$H_D = -iv_F \sum_{f=1}^4 \int d^2\mathbf{x} \chi_f^\dagger(\mathbf{x}) (\alpha_1 \partial_1 + \alpha_2 \partial_2) \chi_f(\mathbf{x}) \quad (23)$$

where $v_F = \frac{\ell}{\sqrt{2}}$ is the fermi velocity, ℓ is the length of each side of the hexagon and $\partial_i = \partial/\partial x_i$ ($i = 1, 2$), with

$$\chi_f(\mathbf{x}) = (\chi_{f1+}, \chi_{f2+}, \chi_{f1-}, \chi_{f2-})^T \quad (24)$$

a 4-component spinor, one for each SU(4) flavour $f = 1, 2, 3, 4$, which can be further stacked up to form a 16-component spinor, and

$$\alpha_1 = \tau_3 \sigma_1, \quad \alpha_2 = \tau_0 \sigma_2 \quad (25)$$

are the two Dirac Matrices. Here τ_μ and σ_μ ($\mu = 0, 1, 2, 3$) are Pauli matrices that act in the valley space and band/particle-hole space respectively.

The corresponding Euclidean action is given by

$$S_0 = \int d^2\mathbf{x} d\tau \mathcal{L}_0 \quad (26)$$

where, \mathcal{L}_0 is given by Eq. 1 with $N_F = 4$ and $\bar{\chi}_f = i\chi_f^\dagger \gamma_0$ and

$$\gamma_0 = \tau_3 \sigma_3, \quad \gamma_1 = \tau_0 \sigma_2, \quad \gamma_2 = -\tau_3 \sigma_1 \quad (27)$$

such that $\alpha_1 = i\gamma_0 \gamma_1$ and $\alpha_2 = i\gamma_0 \gamma_2$. Here γ_0, γ_1 and γ_2 generate the Euclidean Clifford Algebra that satisfy $\{\gamma_\mu, \gamma_\nu\} = 2\delta_{\mu\nu}$ with $\mu, \nu = 0, 1, 2$ [79].

The above low-energy free Dirac theory has a much larger symmetry compared to the microscopic system. Firstly, Eq. 26 is invariant under SU(2) transformations on each flavour of χ_f generated by

$$\{\tau_3 \sigma_0 / 2, \tau_1 \sigma_2 / 2, \tau_2 \sigma_2 / 2\} \equiv \{\zeta_1, \zeta_2, \zeta_3\} / 2. \quad (28)$$

This denotes rotation in the valley and band space similar to Dirac fermions in graphene [50] which we refer to as chiral symmetry [49]. This, along with the manifest invariance under the SU(4) *flavour* symmetry generated by Σ_i (defined in Appendix C), nominally gives rise to an internal symmetry of SU(4) \otimes SU(2). However, the emergent internal symmetry is SU(8) which is generated by 63 traceless Hermitian matrices, \mathcal{P}_b , that are obtained as

$$\mathcal{P}_b = \Sigma_i \zeta_j \quad (29)$$

where on the LHS, $b = 1, 2, \dots, 63$ which are made up of the fifteen SU(4) generators, Σ_i , given in Appendix C and three SU(2) generators, ζ_j , defined in Eq. 28 along with the identities in the two spaces Σ_0 and ζ_0 respectively.

Under the SU(8) generated by the 16×16 traceless Hermitian matrices, \mathcal{P}_b , the spinors χ transform as

$$\chi \rightarrow \exp(i\xi_b \mathcal{P}_b) \chi \quad (30)$$

where $\chi = (\chi_1^T, \chi_2^T, \chi_3^T, \chi_4^T)^T$ is the 16-component spinor with each χ_f ($f = 1, 2, 3, 4$) given by Eq. 24. This leads to the conservation of the SU(8) flavour current

$$J_{\mu,b} = -i\bar{\chi} \gamma_\mu \mathcal{P}_b \chi \quad (31)$$

i.e. $\partial_\mu J_{\mu,b} = 0 \forall b = 1, \dots, 63$. This is to be contrasted with SU(8) Dirac fermions realised in the π -flux phase on a square lattice [37] for fermionic spinons in a class of quantum spin-liquids, where the resultant implementation of the symmetries on the low energy fermions are very different. Crucially, in the present case, the non-trivial SOC of the underlying orbitals results in the mixing of the spin and the real spaces, under various lattice symmetries and time reversal which leads to important observable consequences which are reflected in the nature of the phases proximate to the semimetal, as we show below. In addition, in the square lattice spin liquid problem, the spinons couple to an emergent dynamic SU(2) gauge field which is absent in the present case.

In addition to the above internal SU(8), the free Dirac action of Eq. 26 has a usual set of emergent space-time symmetries that include :

a. *Emergent Lorentz symmetry* generated by the three matrices

$$\gamma_{\mu\nu} = -\frac{i}{4} [\gamma_\mu, \gamma_\nu] \quad (32)$$

along with simultaneous rotations of the Euclidean space-time coordinates. Under Lorentz transformation, the spinors transform as $\chi \rightarrow \exp(i\Omega_{\mu\nu} \gamma_{\mu\nu}) \chi$. Note that $\gamma_\mu = \epsilon^{\mu\nu\lambda} \gamma_{\nu\lambda}$ where $\mu, \nu, \lambda = 0, 1, 2$.

b. Continuous spatial translation symmetry under which the soft modes at the two valleys transform as

$$\mathbf{T}_{\mathbf{x}_0}^{\text{cont}} : \begin{cases} \chi_+(\mathbf{x}) \rightarrow \chi'_+(\mathbf{x}) = e^{i\mathbf{Q}\cdot\mathbf{x}_0} \chi_+(\mathbf{x} - \mathbf{x}_0) \\ \chi_-(\mathbf{x}) \rightarrow \chi'_-(\mathbf{x}) = e^{-i\mathbf{Q}\cdot\mathbf{x}_0} \chi_-(\mathbf{x} - \mathbf{x}_0) \end{cases} \quad (33)$$

where

$$\chi_{\pm}(\mathbf{x}) = \frac{1}{2}(1 \pm \zeta_1)\chi(\mathbf{x}) \quad (34)$$

are the two spinors associated with the two valleys respectively located at $\pm\mathbf{Q}$. Using Eq. 34, we can re-write the free Dirac action (Eq. 26) as $S_0 = S_0^+ + S_0^-$ where $S_0^{\pm} = v_F \int d^2\mathbf{x}d\tau \bar{\chi}_{\pm}(\mathbf{x})(-i\cancel{\partial})\chi_{\pm}(\mathbf{x})$ are the actions at the two valleys.

c. Emergent CPT symmetries : The free Dirac action S_0 is also invariant under emergent charge conjugation(\mathcal{C}), emergent parity(\mathcal{P}) and emergent time reversal(\mathcal{T}') symmetries. These symmetries act on the spinors in the following way:

$$\mathcal{C} : \chi(\mathbf{x}, t) \rightarrow -i\gamma_2\gamma_0\bar{\chi}^T(\mathbf{x}, t), \quad (35a)$$

$$\mathcal{P} : \chi(x_1, x_2, t) \rightarrow -i\gamma_1\chi(-x_1, x_2, t), \quad (35b)$$

$$\mathcal{T}' : \chi(\mathbf{x}, t) \rightarrow -i\gamma_2 K\chi(\mathbf{x}, -t), \quad (35c)$$

with K being the complex conjugation operator. Here we denote the emergent time-reversal by \mathcal{T}' to distinguish it from the microscopic time reversal operation defined in Eq. 38 (which we denote with \mathbb{T} in Eq. 8).

D. Microscopic symmetries in the low energy theory

The enhanced IR symmetries provide important insights into the low-energy physics including the properties of the Dirac semimetal and associated quantum phase transitions into proximate symmetry broken phases. The latter is determined by the underlying UV/microscopic symmetries. These UV symmetries are embedded as a subgroup of the emergent (larger) IR symmetry group and are implemented as a combination of the IR symmetry transformation (see, for example, the discussion below Eq. 38 for the time-reversal symmetry). This is particularly interesting in the present case where the underlying SOC mixes the lattice and the $j = 3/2$ flavour space such that the embedding of the microscopic symmetries in the IR symmetry group can be rather intricate. It is therefore useful to list the symmetry transformation of the low energy Dirac fermions, χ , under various microscopic symmetries discussed above.

The total electronic charge is conserved in the microscopic system. This U(1) electronic charge conservation leads to the conservation of a current

$$J_{\mu}^{\text{charge}} = -i\bar{\chi}\gamma_{\mu}\chi \quad (36)$$

in the low energy Dirac theory, *i.e.*, $\partial_{\mu}J_{\mu}^{\text{charge}} = 0$.

On the other hand, the transformation of the low energy Dirac fermions, χ , under the discrete lattice symmetries (Table V) as well as microscopic time reversal (Eq. 8) have the generic form (see Appendix F for details)

$$\chi(\mathbf{x}) \xrightarrow{\mathbb{S}} \chi'(\mathbf{x}') = \left(\Omega_{\mathbb{S}}^f \otimes \Omega_{\mathbb{S}}^c\right) \chi(\mathbb{S}^{-1}\mathbf{x}) \quad (37)$$

where $\mathbb{S}(= \mathbf{T}_1, \mathbf{T}_2, \mathbf{C}_3, \mathbf{S}_6, \mathbf{C}'_2, \sigma_d, \mathbf{I})$ stands for the generators of the lattice symmetries listed in Table V and $\Omega_{\mathbb{S}}^f, \Omega_{\mathbb{S}}^c$ both are 4×4 unitary matrices that act on the SU(4) flavor space and the chiral space respectively. The explicit form of these matrices is given in Appendix F 2. A central aspect of Eq. 37 is the fact that because of underlying SOC, both $\Omega_{\mathbb{S}}^f$ and $\Omega_{\mathbb{S}}^c$ are non-trivial matrices for all the lattice symmetries.

Finally, under the microscopic time-reversal symmetry (Eq. 8), we have

$$\mathbb{T} : \chi(\mathbf{x}, t) \rightarrow \chi'(\mathbf{x}, t) = i\gamma^1 \Sigma_{13}\zeta_2 K \chi(\mathbf{x}, -t) \quad (38)$$

such that $\mathbb{T}^2 = -\mathbb{I}_{16}$ and thereby accounting for the Kramers' degeneracy for the $j = 3/2$ orbitals. Notably, this transformation is proportional to a simultaneous emergent time reversal, \mathcal{T}' (Eq. 35c) combined with a SU(8) rotation by $\Sigma_{13}\zeta_2$ and a Lorentz boost.

IV. SHORT RANGE INTERACTIONS

Having described the free low energy theory for the electrons and its enhanced IR symmetries, we now turn to the effect of interactions on them. More precisely we consider the effect of short-range four-fermion interactions. A generic form of such interaction Hamiltonian obtained from an underlying multi-orbital Hubbard-type model for the lattice fermions is given by

$$H_{\text{int}} = \int d^2\mathbf{x}d^2\mathbf{x}' V_{ijkl}(\mathbf{x} - \mathbf{x}')\chi_i(\mathbf{x})\dagger\chi_j(\mathbf{x}')\dagger\chi_k(\mathbf{x})\chi_l(\mathbf{x}') + \dots \quad (39)$$

where V_{ijkl} denotes potential (i, j, k, l collectively spans over the different indices) and \dots corresponds to more irrelevant higher fermion interactions. We assume that the interactions are short-ranged in the sense V_{ijkl} is only appreciable for \mathbf{x} and \mathbf{x}' being proximate with a suitable UV regulation. Further, we assume that the form of V is constrained enough that at low energy it has the full SU(8) symmetry. Long-ranged Coulomb interactions as well as on-site Hubbard repulsion, for example, has such SU(8), symmetry. This immediately means that even in presence of these short-range interactions, all the flavour currents $J_{\mu,a}$ (Eq. 31), in addition to the electronic current J_{μ}^{charge} (Eq. 36) remain conserved unless spontaneously broken.

While short-range quartic interactions are perturbatively irrelevant at the free Dirac fixed point [1, 55], on cranking them up they lead to phase transitions possibly gapping out the fermions and associated spontaneous

breaking of the symmetries of the free Dirac theory. In the rest of this paper, we provide an understanding of the phases that are obtained by condensing various fermion bilinears which do not carry a net electronic charge, *i.e.* invariant under the U(1) described in Eq. 36 and therefore have the form

$$\Delta^a = -i\langle\bar{\chi}m_a\chi\rangle \neq 0 \quad (40)$$

where m_a are 16×16 mass matrices such that $\gamma_0 m_a$ anti-commutes with both the Dirac matrices α_1 and α_2 – given by Eq. 25. This leaves out another important class of fermion bilinears symbolically of the form $\langle\chi\chi\rangle$ that describes different types of superconductors which will be taken up elsewhere [87].

For such a U(1) invariant massive phase, the mean-field Hamiltonian is given by

$$S_{MF} = S_0 + S_m = -i \int d^2\mathbf{r}d\tau \bar{\chi}(\mathbf{r}) [v_F\phi - \Delta^a m_a] \chi(\mathbf{r}). \quad (41)$$

There are 64 such linearly independent m_a matrices that can be broadly classified into two classes according to their transformation properties under SU(8). The first class contains a single SU(8) singlet given by Eq. 4 while the second class corresponds to 63 SU(8) adjoint multiplet

$$-i\langle\bar{\chi}\mathcal{P}_a\chi\rangle, \quad a = 1 \cdots, 63. \quad (42)$$

and \mathcal{P}_a being the SU(8) generators (Eq. 29).

The microscopic operators that characterise the same broken symmetry – hence can serve as valid order-parameters for appropriate symmetry broken phases – have the same transformation properties as the bilinear and hence are proportional to each other. In principle, the microscopic operators can also get contributions from the conserved currents of the same symmetry, but usually, such currents decay faster than the bilinears, and hence at long distances, the correlation function of the microscopic fields is determined by that of the field theory bilinear [37].

The correspondence between the microscopic operators and the low-energy fermion bilinears is obtained by comparing their symmetry transformations. In particular, the transformation of the low-energy fermion bilinears under microscopic symmetries can be used to systematically uncover the nature of the phases proximate to the Dirac semimetal. Bilinears that are related by microscopic symmetries together constitute a single phase. This leads to the classification of the fermion masses in terms of broken microscopic symmetries and/or anomalies. In the present case, we find that the 64 masses group together to give rise to 24 phases which we now turn to understand in detail.

V. CLASSIFICATION OF THE FERMIONIC BILINEARS : PHASES AND TRANSITIONS

This task of classifying the bilinears according to their microscopic symmetries (and hence identifying the phases) is much more involved compared to the same problem in graphene [49] since the SOC mixes the $j = 3/2$ flavour and the real spaces in a non-trivial way. As a result, the lattice translations, $\mathbf{T}_1, \mathbf{T}_2$ (Table V) do not necessarily commute with the point group symmetries such as $\mathbf{C}_3, \mathbf{S}_6, \mathbf{C}'_2, \sigma_d, \mathbf{I}$ (Table V) and microscopic time reversal, \mathbb{T} , (Eq. 8). This is clear by looking at the transformations of the Dirac spinor, χ , under the above lattice symmetries (Eq. 37 with the detailed forms given by Eqs. F21 - F41). Hence we need to analyse the action of the entire set of transformations generated by the space group and microscopic time reversal on χ to understand the transformation of the fermion bilinears in Eq. 40. The resultant symmetry group, we dub as *IR space group*.

IR Space group : To understand the structure of this *IR space group*, we note that the $j = 3/2$ electron states transform under a double group representation of D_{3d} , which has 24 elements. Since the translations do not commute with point group transformations, corresponding to any element (say, \mathbb{S}) of the double group of D_{3d} , there are four elements in the *IR space group* which can be constructed as (say) $\mathbb{S}, \mathbf{T}_1\mathbb{S}, \mathbb{S}\mathbf{T}_2$ and $\mathbf{T}_1\mathbb{S}\mathbf{T}_2$ by composing it with translations, \mathbf{T}_1 and \mathbf{T}_2 (Table V). So, the group of microscopic symmetries that act on the spinors has 96 elements in total. These elements can be divided into 20 conjugacy classes and hence there are 20 different irreducible representations of the IR space group. Among these 20, only 10 has +ve character for 2π rotation. Since the fermion bilinears are always invariant under a 2π rotation, we consider only these irreps for the classification of the masses.

Among these 10 irreps of the IR space group, four are 1-dimensional ($\mathcal{A}_{1g}, \mathcal{A}_{2g}, \mathcal{A}_{1u}, \mathcal{A}_{2u}$), two are 2-dimensional ($\mathcal{E}_g, \mathcal{E}_u$) and four irreps are 3-dimensional ($\mathcal{J}_{1g}, \mathcal{J}_{2g}, \mathcal{J}_{1u}, \mathcal{J}_{2u}$). Following conventional notation, the subscripts 1(2) and $g(u)$ denote that the irrep is even (odd) under rotation, \mathbf{C}'_2 and inversion, \mathbf{I} , respectively (Table. V). Further, to incorporate microscopic time reversal, \mathbb{T} (Eq. 8), we will add a superscript $e(o)$ (e.g., $\mathcal{A}_{1u}^{e(o)}$) to denote the particular irrep is even (odd) under time-reversal. The details of these irreps are given in Appendix G.

The central question we now turn to investigate in the rest of the paper are the nature of the phases obtained by condensing the fermion bilinears $\langle\bar{\chi}\mathcal{P}_a\chi\rangle$. Since this is decided by the microscopic symmetries, we decompose the above bilinears in terms of the irreducible representation of the microscopic symmetries [37]. We find that these 64 bilinears break up into 27 irreps of the space group among which there are six 1-dimensional representations, five 2-dimensional representations and sixteen 3-dimensional representations. This can be obtained as

	Irrep	Σ_p	\mathbb{T}
Singlets	\mathcal{A}_{1g}^e	$\Sigma_0 = \mathbf{1}_4$	even
	\mathcal{A}_{2g}^o	Σ_{45}	odd
Doublet	\mathcal{E}_u^e	$\{\Sigma_4, \Sigma_5\}$	even
Triplets	\mathcal{F}_{1g}^e	$\{\Sigma_3, \Sigma_1, -\Sigma_2\}$	even
	\mathcal{F}_{2g}^o	$\{\Sigma_{12}, \Sigma_{23}, \Sigma_{13}\}$	odd
	\mathcal{F}_{1u}^o	$\{\Sigma_{35}, \frac{\sqrt{3}\Sigma_{14}}{2} - \frac{\Sigma_{15}}{2}, \frac{\sqrt{3}\Sigma_{24}}{2} + \frac{\Sigma_{25}}{2}\}$	odd
	\mathcal{F}_{2u}^o	$\{\Sigma_{34}, -\frac{\Sigma_{14}}{2} - \frac{\sqrt{3}\Sigma_{15}}{2}, \frac{\Sigma_{24}}{2} - \frac{\sqrt{3}\Sigma_{25}}{2}\}$	odd

TABLE VI. Irreps of the matrices SU(4) flavour space.

follows.

Starting with Eqs. 37 and 38, we can derive the action of the microscopic symmetries on the members of the 64 fermion bilinears, which leads to the following structure. Under the action of a lattice symmetry transformation (say \mathbb{S} , corresponding to Table V and Eq. 37), a fermion bilinear of the form $\bar{\chi}\mathcal{P}_a\chi$ (with \mathcal{P}_a given by Eq. 29) transforms as

$$-i\bar{\chi}\mathcal{P}_a\chi = \chi^\dagger\gamma_0\Sigma_i\zeta_j\chi \xrightarrow{\mathbb{S}} \chi^\dagger(\Omega_S^{f\dagger}\Sigma_i\Omega_S^f) \otimes (\Omega_S^{c\dagger}\gamma_0\zeta_j\Omega_S^c)\chi \quad (43)$$

and under the action of microscopic time reversal (Eqs. 8 and 38), we get

$$\chi^\dagger\gamma_0\Sigma_i\zeta_j\chi \xrightarrow{\mathbb{T}} \chi^\dagger(\Sigma_{13}\Sigma_i^*\Sigma_{13}) \otimes (\tau_1\sigma_0\gamma_0^*\zeta_j^*\tau_1\sigma_0)\chi \quad (44)$$

The above structure shows that the action of each symmetry is implemented as a product of the transformations in the flavour and chiral spaces, *i.e.*, for lattice symmetries,

$$\Sigma_i \xrightarrow{\mathbb{S}} \Omega_S^{f\dagger}\Sigma_i\Omega_S^f; \quad \gamma_0\zeta_j \xrightarrow{\mathbb{S}} \Omega_S^{c\dagger}\gamma_0\zeta_j\Omega_S^c \quad (45)$$

and for time reversal

$$\Sigma_i \xrightarrow{\mathbb{T}} \Sigma_{13}\Sigma_i^*\Sigma_{13}; \quad \gamma_0\zeta_j \xrightarrow{\mathbb{T}} \tau_1\sigma_0\gamma_0^*\zeta_j^*\tau_1\sigma_0. \quad (46)$$

However, due to the SOC, the real space transformations get non-trivially coupled to the flavour space and this resultant inter-locking is reflected in the form of the transformation matrices, particularly in Eq. 45 where the Ω_S^f reflects the degree of interlocking between real and flavour spaces. In fact it is this non-trivial structure that distinguishes the spin-orbit coupled Dirac fermions—the topic of the present work—with multi-flavour (larger N_F) generalisation of graphene where such SOC is usually neglected (except for the spin-Hall effect [58] and related phases where SOC is essential).

Due to the direct product structure of the above transformations, we can analyze the action of the microscopic symmetries on the flavor and the chiral spaces separately and then use Clebsch-Gordon decomposition, *e.g.*, if the matrix Σ_i transforms in some irreducible representation (say, \mathcal{D}_1) and $\gamma_0\zeta_j$ transforms in some other irrep (say, \mathcal{D}_2), then the bilinear $\bar{\chi}\Sigma_i\zeta_j\chi$ transforms in the product representation $\mathcal{D}_1 \otimes \mathcal{D}_2$. This direct product representation is reducible in general which then is reduced into a direct sum representation.

	Irrep	$\gamma_0\zeta_j$	\mathbb{T}
Singlet	\mathcal{A}_{2g}^o	γ_0	odd
Triplet	\mathcal{F}_{1g}^e	$\{\gamma_0\zeta_1, \gamma_0\zeta_2, \gamma_0\zeta_3\}$	even

TABLE VII. Irreps for the matrices in the SU(2) chiral space.

Table VI shows the Σ_i matrices in the SU(4) flavour space and their irreducible representations under the IR space-group transformations as well as TR. The transformations of the $\gamma_0\zeta_j$ (Eq. 28) matrices in the SU(2) chiral space are written in Table VII. Details of their symmetry transformations are given in Appendix G.

The 64 fermion bilinears are subdivided into three groups depending on the participation of the flavour, Σ_i and the chiral elements, ζ_j , in the fermion bilinear (Eq. 40) which, in turn, dictate their transformation properties under the microscopic symmetries. These are – (1) Group-1 : the chiral masses composed of flavour singlets, (2) Group-2 : the flavour masses composed of chiral singlets, and, (3) Group-3 : the mixed masses which are composed of non-trivial combinations of both the flavour and chiral sectors. Here we list the masses in the groups mentioned above. The following sections contain a detailed discussion of their physics.

A. Group-1 : The chiral masses

There are four masses of the form $-i\langle\bar{\chi}\chi\rangle$ and $-i\langle\bar{\chi}\zeta_i\chi\rangle$ ($i = 1, 2, 3$) that are invariant under the SU(4) flavour symmetry and charge conservation which are broken down by the lattice symmetries and TR as $\mathbf{4} = \mathbf{1} \oplus \mathbf{3}$, *i.e.*,

$$[\mathcal{A}_{1g}^e]^\Sigma \otimes [\mathcal{A}_{2g}^o]^\zeta = \mathcal{A}_{2g}^o \quad (47a)$$

$$[\mathcal{A}_{1g}^e]^\Sigma \otimes [\mathcal{F}_{1g}^e]^\zeta = \mathcal{F}_{1g}^e \quad (47b)$$

where $[\dots]^\Sigma$ and $[\dots]^\zeta$ denote the two irreducible representations taken from Tables VI and VII respectively.

As mentioned in the overview (Table I), the singlet represents an Integer Chern insulator (ICI) phase, the triplet corresponds to the three stripy charge density waves (CDW) (Fig. 6). Since the flavour index plays no role, we can quantitatively compare the spinless version of the present problem (Appendix XI) with spinless electrons in graphene [49, 88]. In the case of graphene, the irreducible representation splits up into $\mathbf{4} = \mathbf{1} \oplus \mathbf{1} \oplus \mathbf{2}$ where the two singlets represent the ICI phase[59, 89] and staggered (Néel) CDW, and the doublet corresponds to the two Kekule patterns [49, 88]. This is very different from the present case and this provides a startling example where the microscopic SOC changes the low energy symmetry implementation. We discuss these masses in more detail in Sec. VI.

B. Group-2 : The flavour masses

There are 15 masses of the form $i\langle\bar{\chi}\Sigma_j\chi\rangle$ where Σ_j are the 15 generators of SU(4) as given by Eq. C6 in Appendix C. Under microscopic symmetries, they break up into six different irreps, *i.e.*, $\mathbf{15} = \mathbf{1} \oplus \mathbf{3} \oplus \mathbf{3} \oplus \mathbf{3} \oplus \mathbf{2} \oplus \mathbf{3}$ given by Eqs. 58, 59 and 60. As pointed out in the overview section (Table II) these correspond to six generalised spin-Hall phases that are summarised in Table II while the details are given in Sec. VII.

In order to explore the nature of the resultant phases, it is useful to understand in detail the mathematical structure of the implementation of the various microscopic symmetries that break up the 15 flavour masses further into different irreducible representations. Starting with TR, ten of the flavour masses are TR even and are of the form

$$-i\langle\bar{\chi}\Sigma_i\chi\rangle, \quad i = 12, 13, 14, 15, 23, 24, 25, 34, 35 \text{ and } 45. \quad (48)$$

These transform into each other under an adjoint representation of an SO(5) sub-group (generated by themselves, Eq. 48) of the SU(4) flavour group.

The other five are TR odd and transform under a vector representation of the same SO(5) and are given by

$$-i\langle\bar{\chi}\Sigma_i\chi\rangle \quad \text{with } i = 1, 2, 3, 4 \text{ and } 5 \quad (49)$$

Next, the lattice inversion (Table V), **I**, breaks each of the above two sets further. Out of the 10 adjoint ones (Eq. 48), four

$$-i\langle\bar{\chi}\Sigma_i\chi\rangle \quad \text{with } i = 45, 12, 13 \text{ and } 23 \quad (50)$$

are even under inversion, **I**, while the other six

$$-i\langle\bar{\chi}\Sigma_i\chi\rangle \quad \text{with } i = 14, 15, 24, 25, 34 \text{ and } 35 \quad (51)$$

are odd under it. For the 5 vector masses (Eq. 49), two

$$-i\langle\bar{\chi}\Sigma_i\chi\rangle \quad \text{with } i = 4 \text{ and } 5 \quad (52)$$

are inversion odd, while three

$$-i\langle\bar{\chi}\Sigma_i\chi\rangle \quad \text{with } i = 1, 2 \text{ and } 3 \quad (53)$$

are even.

Each of the above four subsets (Eqs. 50-53) is individually closed under a U(1) \otimes SU(2) sub-group of the SO(5) (eq. 48) that is generated respectively by

$$\Sigma_{45} \quad (54)$$

and

$$\{\Sigma_{12}, \Sigma_{13}, \Sigma_{23}\}. \quad (55)$$

In particular, in the first subset (Eq. 50), the first mass is a U(1) \otimes SU(2) singlet while the rest are only U(1) singlets that transform as spin-1 under the SU(2). The three

masses in Eq. 53 are U(1) singlets and an SU(2) triplet, while the two masses in Eq. 52 are SU(2) singlets and transform into each other under the U(1). Finally the six masses in Eq. 51, decompose into two SU(2) triplets :

$$\{-i\langle\bar{\chi}\Sigma_{14}\chi\rangle, -i\langle\bar{\chi}\Sigma_{24}\chi\rangle, -i\langle\bar{\chi}\Sigma_{34}\chi\rangle\} \quad (56)$$

and

$$\{-i\langle\bar{\chi}\Sigma_{15}\chi\rangle, -i\langle\bar{\chi}\Sigma_{25}\chi\rangle, -i\langle\bar{\chi}\Sigma_{35}\chi\rangle\}. \quad (57)$$

The three components of the first triplet mix with their corresponding components of the second triplet under the U(1) generated by Eq. 54.

Now, considering the other lattice symmetries the above four subsets (Eqs. 50-53) break up further into the irreps of the microscopic symmetry group as follows.

The four masses in Eq. 50 break up into a singlet and a triplet as

$$[\mathcal{A}_{2g}^o]^\Sigma \otimes [\mathcal{A}_{2g}^o]^\zeta = \mathcal{A}_{1g}^e \quad (58a)$$

$$[\mathcal{F}_{2g}^o]^\Sigma \otimes [\mathcal{A}_{2g}^o]^\zeta = \mathcal{F}_{1g}^e \quad (58b)$$

whose explicit forms are given in Eqs. 75 and 82 respectively and correspond to two different kinds of quantum spin-octupole phases discussed in Sec. VII A 1 and VII A 2.

The six inversion-odd masses (Eq. 51), on the other hand, break up into two triplets

$$[\mathcal{F}_{1u}^o]^\Sigma \otimes [\mathcal{A}_{2g}^o]^\zeta = \mathcal{F}_{2u}^e \quad (59a)$$

$$[\mathcal{F}_{2u}^o]^\Sigma \otimes [\mathcal{A}_{2g}^o]^\zeta = \mathcal{F}_{1u}^e. \quad (59b)$$

given by a linear combination of the two triplets in Eq. 56 and 57 as given by Eqs. 86 and 87 respectively. These too correspond to spin-octupole Hall phases, albeit with interesting fine-tuned gapless points for a special combination of the three components of the triplets as discussed in Sec. VII A 3.

The doublet and the triplets in Eqs. 52 and 53 remain intact and result in

$$[\mathcal{E}_u^e]^\Sigma \otimes [\mathcal{A}_{2g}^o]^\zeta = \mathcal{E}_u^o \quad (60a)$$

$$[\mathcal{F}_{1g}^e]^\Sigma \otimes [\mathcal{A}_{2g}^o]^\zeta = \mathcal{F}_{2g}^o \quad (60b)$$

with explicit forms being given by Eqs. 97 and 98 respectively. These phases break time-reversal symmetry and describe quantum spin-quadrupole Hall phases as described in Sec. VII B.

C. Group 3 : The mixed masses

Finally, the largest set of masses is obtained by taking the direct product of the flavour multiplets and the chiral multiplets. There are 45 such masses of the form $-i\langle\bar{\chi}\Sigma_i\zeta_j\chi\rangle$ where Σ_i are the fifteen generators of flavor SU(4) (see Appendix C) and $j = 1, 2, 3$. Therefore these masses transform into each other under transformations

of the $SU(4) \otimes SU(2)$ subgroup of $SU(8)$ of the free Dirac theory. Their group decomposition to irreducible representations under the microscopic symmetries is given by

$$[\mathcal{A}_{2g}^o]^\Sigma \otimes [\mathcal{J}_{1g}^e]^\zeta = \mathcal{J}_{2g}^o \quad (61a)$$

$$[\mathcal{E}_u^e]^\Sigma \otimes [\mathcal{J}_{1g}^e]^\zeta = \mathcal{J}_{1u}^e \oplus \mathcal{J}_{2u}^e \quad (61b)$$

$$[\mathcal{J}_{1g}^e]^\Sigma \otimes [\mathcal{J}_{1g}^e]^\zeta = \mathcal{J}_{1g}^e \oplus \mathcal{J}_{2g}^e \oplus \mathcal{E}_g^e \oplus \mathcal{A}_{1g}^e \quad (61c)$$

$$[\mathcal{J}_{2g}^o]^\Sigma \otimes [\mathcal{J}_{1g}^e]^\zeta = \mathcal{J}_{1g}^o \oplus \mathcal{J}_{2g}^o \oplus \mathcal{E}_g^o \oplus \mathcal{A}_{2g}^o \quad (61d)$$

$$[\mathcal{J}_{1u}^o]^\Sigma \otimes [\mathcal{J}_{1g}^e]^\zeta = \mathcal{J}_{1u}^o \oplus \mathcal{J}_{2u}^o \oplus \mathcal{E}_u^o \oplus \mathcal{A}_{1u}^o \quad (61e)$$

$$[\mathcal{J}_{2u}^o]^\Sigma \otimes [\mathcal{J}_{1g}^e]^\zeta = \mathcal{J}_{1u}^o \oplus \mathcal{J}_{2u}^o \oplus \mathcal{E}_u^o \oplus \mathcal{A}_{2u}^o. \quad (61f)$$

The dimension of the representation depends non-trivially on the details of the spin-orbital locking, which, in turn, is reflected in the nature of different density wave phases that these masses lead to. These density wave phases mainly come in two varieties. Out of the total of 45 mixed masses, 18 (marked in black in Eq. 61) generically have at least four gapless fermionic modes protected by a subgroup of $SU(8)$, often in conjunction with lattice symmetries. Thus they describe different kinds of *density wave Dirac semimetal* (summarised in Table IV). The rest 27 (marked in red in Eq. 61) generically consists of density wave-insulators (summarised in Table III). Two of the insulators, both singlets – \mathcal{A}_{1g}^e and \mathcal{A}_{2g}^o , have edge modes whose signature is evident from appropriate Chern-Simons terms.

Before delving into the details of the resultant phases in this category in Section. VIII, we summarise the general structure of these masses and their classification here under various microscopic symmetries leading up to the decomposition in Eq. 61. To this end, starting with microscopic TR, \mathbb{T} (Eq. 8), the 45 bilinears are divided into two classes with 15 TR even given by

$$\{-i\langle\bar{\chi}\Sigma_i\zeta_1\chi\rangle, -i\langle\bar{\chi}\Sigma_i\zeta_2\chi\rangle, -i\langle\bar{\chi}\Sigma_i\zeta_3\chi\rangle\} \quad (62)$$

where $i = 1, 2, 3, 4, 5$ (same Σ_i content as in Eq. 49) and 30 TR odd given by

$$\{-i\langle\bar{\chi}\Sigma_i\zeta_1\chi\rangle, -i\langle\bar{\chi}\Sigma_i\zeta_2\chi\rangle, -i\langle\bar{\chi}\Sigma_i\zeta_3\chi\rangle\} \quad (63)$$

with the i indices being given in Eq. 48.

Each of these two sets, under lattice inversion, \mathbf{I} (Table V), break up into two subsets as odd and even under \mathbf{I} . Out of the set of 15 in Eq. 62 the six odd ones are given by

$$\{-i\langle\bar{\chi}\Sigma_4\zeta_i\chi\rangle, -i\langle\bar{\chi}\Sigma_5\zeta_i\chi\rangle\} \quad (64)$$

while nine even ones are given by

$$\{-i\langle\bar{\chi}\Sigma_1\zeta_i\chi\rangle, -i\langle\bar{\chi}\Sigma_2\zeta_i\chi\rangle, -i\langle\bar{\chi}\Sigma_3\zeta_i\chi\rangle\} \quad (65)$$

where $i = 1, 2, 3$.

On the other hand, the set of 30 masses in Eq. 63 breaks up into two subsets. One of the subsets contains

twelve masses that are even under \mathbf{I} and is given by

$$\{-i\langle\bar{\chi}\Sigma_{45}\zeta_i\chi\rangle, -i\langle\bar{\chi}\Sigma_{12}\zeta_i\chi\rangle, -i\langle\bar{\chi}\Sigma_{23}\zeta_i\chi\rangle, -i\langle\bar{\chi}\Sigma_{13}\zeta_i\chi\rangle\}. \quad (66)$$

The other subset containing eighteen \mathbf{I} odd masses is

$$\{-i\langle\bar{\chi}\Sigma_{14}\zeta_i\chi\rangle, -i\langle\bar{\chi}\Sigma_{15}\zeta_i\chi\rangle, -i\langle\bar{\chi}\Sigma_{24}\zeta_i\chi\rangle, \\ -i\langle\bar{\chi}\Sigma_{25}\zeta_i\chi\rangle, -i\langle\bar{\chi}\Sigma_{34}\zeta_i\chi\rangle, -i\langle\bar{\chi}\Sigma_{35}\zeta_i\chi\rangle\}. \quad (67)$$

Further application of lattice symmetries (Appendix G) break these up into singlets, doublets and triplets as follows. The TR even and inversion odd subset (Eq. 64) of six decomposes into two triplets given by Eq. 61b which correspond to two different zig-zag spin-quadrupolar density wave insulators given by Eq. 117. Similarly, the nine TR and inversion even masses break up into two triplets, one doublet and one singlet as given by Eq. 61c. They represent spin-quadrupole density waves. While the singlet corresponds to an insulator (Eq. 104) with quantized spin-octupole filtered edge modes, the rest (Eqs. 158, 160 and 163) are partially gapless semimetals.

The subset of 12 TR odd and inversion even masses (Eq. 66) break up into three triplets, one doublet and one singlet under the action of the lattice symmetries (Eqs. 61a, 61d). The singlet (an anomalous Hall insulator) and one of the triplets represent insulating ferro (uniform) (Eq. 107) and stripy (Eq. 114) density wave ordering of spin-octupoles respectively. The doublet (Eq. 167) corresponds to ferro spin-octupole semimetal and the other two triplets (Eqs. 150, 153) correspond to different stripy spin-octupole density wave semimetals.

Finally, the 18 TR and inversion odd masses, break up under lattice symmetries into four triplets, two doublets and two singlets given by Eqs. 61e and 61f. Out of them, the two singlets (Eqs. 134 and 135) correspond to staggered (“Néel”) spin-octupole density-wave semimetal. The two doublets (Eqs. 110 and 111) on the other hand, both correspond to Néel spin-octupole density wave insulators. As discussed below Eq. 111, they can be rotated into each other via a $U(1)$ transformation generated by Σ_{45} within the flavour space. Given this fact and they break the same symmetries, the two doublets correspond to the same phase and are not distinct from each other. Similar arguments hold for the two sets of triplets, each of which represents zig-zag spin-octupole density wave insulators. The two \mathcal{J}_{1u}^o triplets (Eqs. 124 and 125) can be continuously connected without change of symmetry and hence represent the same phase. Similarly the two \mathcal{J}_{2u}^o triplets (Eqs. 132 and 133) give the same phase.

VI. GROUP-1 : THE CHIRAL MASSES

There are four chiral masses that are given in Eqs. 47a and 47b. Their transformations under microscopic symmetries are given in Appendix G. In accordance with Eqs.

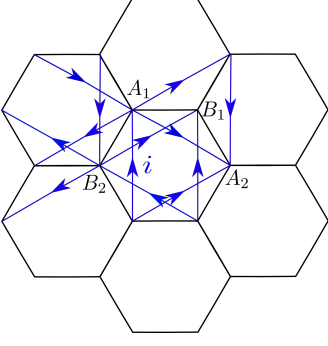


FIG. 5. The mean field hopping model for the Integer Chern insulator. The second neighbour hoppings (in blue) are generated via the spontaneous symmetry breaking and the hopping amplitudes along the directions of the arrows (in local basis) are $i = \sqrt{-1}$. The same hopping pattern also holds for the singlet octupole Hall mass leading to the octupolar Hall effect (Eq. 79) except in that case the hopping amplitude is given by $i\Sigma_{45}$.

47a and 47b, these are divided into a singlet (TR and reflection odd) and a triplet (TR and inversion even) under the space-group symmetries while they are all singlets under the flavour SU(4). Here we discuss the physics of these masses.

A. The SU(8) symmetric Integer Chern Insulator

The SU(8) singlet mass,

$$\Delta_{ICI} = -i\langle\bar{\chi}\chi\rangle, \quad (68)$$

given by Eq. 47a is odd under the action of \mathbb{T} , \mathbf{C}'_2 and $\sigma_{\mathbf{d}}$. This suggests that this mass is the analog of the Chern mass for graphene [59, 89] which shows the integer quantum Hall effect and hence represents the ICI phase. Indeed, minimally coupling the electrons in the massive Dirac action (Eq. 41) for the above Chern mass, Δ_{ICI} to a U(1) probe gauge field, A_μ , that couples to the electronic charge and integrating out the gapped fermions, we get a U(1) Chern-Simons term with the (Euclidean) Lagrangian density :

$$\mathcal{L}_{CS} = i \frac{N_F \text{Sgn}[\Delta_{ICI}]}{4\pi} \epsilon^{\mu\nu\lambda} A_\mu \partial_\nu A_\lambda \quad (69)$$

where $N_F = 4$ is the number of SU(4) flavors (*i.e.* number of four component Dirac fermion fields). Thus, all the flavors contribute the same amount to the charge Hall conductivity resulting in, $\sigma_{xy} = N_F \frac{e^2}{2\pi}$ [90].

The nature of symmetry breaking can be analysed by considering the low energy projection of the microscopic current operators on the lattice [59, 61]. In particular, starting with the microscopic orbitals in the local basis, $\phi(\mathbf{z}_S)$, given by Eq. 17, the hopping operator on the next nearest neighbour (NNN) bonds— say the blue bond

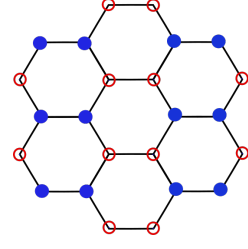


FIG. 6. Stripy CDW for $-i\langle\bar{\chi}\zeta_1\chi\rangle \neq 0$. Here red circles and blue dots represent opposite charge densities at the honeycomb sites.

in Fig. 5 from site B_2 to B_1^- is given by [59]

$$\mathcal{B}_{B_2B_1} = \phi^\dagger(\mathbf{z}_{B_1})\phi(\mathbf{z}_{B_2}) \quad (70)$$

The form in the global basis (in terms of the $j = 3/2$ orbitals) can be easily obtained via Eq. 17 and using the forms of $\mathcal{G}(\mathbf{z}_S)$ given in Appendix D.

In the low energy limit, Eq. 70 is equal to

$$\mathcal{B}_{B_2B_1} = \frac{1}{2\sqrt{3}}\bar{\chi}\chi + \dots \quad (71)$$

where \dots represent higher order terms. Therefore for $\Delta_{ICI} \neq 0$, we have an imaginary second neighbour hopping whose sign structure is given by Fig. 5. This leads to finite bond current such that the total gauge invariant loop current per hexagon is indeed zero (mod 2π). The loop currents, therefore, form a \mathbb{Z}_2 order parameter proportional to the mass, Δ_{ICI} . Such \mathbb{Z}_2 order parameters allow domain walls as one-dimensional topological defects in two-dimensional systems across which the sign of the mass changes. As is evident from Eq. 69, the edge modes have opposite chirality in the two cases and hence the domain wall is associated with chiral gapless edge modes that are exponentially localised along the domain wall [91].

B. The SU(4) symmetric stripy charge density wave Insulator

The three other SU(4) flavour invariant masses given by Eq. 47b form a triplet (\mathcal{J}_{1g}^e) which is even under TR symmetry, \mathbb{T} as well as inversion, \mathbf{I} , about the plaquette centre. These are given by

$$\{-i\langle\bar{\chi}\zeta_1\chi\rangle, -i\langle\bar{\chi}\zeta_2\chi\rangle, -i\langle\bar{\chi}\zeta_3\chi\rangle\}. \quad (72)$$

They transform into each other under various lattice rotations and reflections as a triplet as shown in Appendix G. ζ_i ($i = 1, 2, 3$) of course generates an SU(2) (see Eq. 28) which is broken down by the lattice symmetries to a triplet for the space group.

The three bilinears have the same symmetry as that of the three stripy CDW order as shown in Fig. 6 for $-i\langle\bar{\chi}\zeta_1\chi\rangle$. The other two can be obtained by \mathbf{C}_3 rotations. Indeed the analysis of the above three fermion

bilinears in the global basis (Eq. 6) confirms the symmetry analysis in identifying the above stripy CDW masses. In particular, starting with the electron operators in the global basis *i.e.*, ψ (Eq. 6), the projected charge density operators on different sub-lattices have the following form :

$$:\psi^\dagger(\mathbf{z}_\mathcal{S})\psi(\mathbf{z}_\mathcal{S}): = \begin{cases} -i\bar{\chi}\xi_1\chi & \text{For } \mathcal{S} = B_2, A_2 \\ i\bar{\chi}\xi_1\chi & \text{For } \mathcal{S} = A_1, B_1 \end{cases} \quad (73)$$

where $:\mathcal{O}:$ denotes normal ordering. Integrating out the gapped fermions in presence of the mass does not lead to a finite charge Hall response.

The three matrices $\gamma_0\zeta_i$ ($i = 1, 2, 3$) pairwise anti-commute with each other such that the three stripy CDW masses are compatible in the sense that the fermion gap does not close as the three masses are rotated into each other under the chiral SU(2) (see Eq. 28) transformations generated by $e^{i\theta\hat{\mathbf{n}}\cdot\zeta}$. This would suggest that the order parameter manifold is a unit sphere, \mathcal{S}^2 similar to collinear magnetic ordering (with one important difference that the present order parameter is even under TR unlike magnetic order). The above SU(2) is, however, broken down by the lattice symmetries which, in terms of the order parameter, selects out symmetry-allowed points on the sphere, \mathcal{S}^2 . In particular, the leading order anisotropy of the form

$$\mathcal{L}_{aniso} \sim -\omega_1\Delta_1\Delta_2\Delta_3 + \omega_2(\Delta_1^4 + \Delta_2^4 + \Delta_3^4) \quad (74)$$

is symmetry allowed (see Table XI) in the effective action with Δ_i being the amplitude for the three components of the CDW (Eq. 72). This reduces the order parameter manifold to discrete points on the sphere. The details of the ordering depend on the signs of the couplings ω_1 and ω_2 . Due to the presence of the third-order invariant, the transition out of the semimetal is expected to be first-order.

We conclude the discussion of the chiral masses with two points. First, it is useful to compare the four chiral masses with the case of spinless fermions on honeycomb lattice with π -flux at one-quarter filling presented in appendix XI. The presence of the π -flux breaks up the chiral space as $\mathbf{4} = \mathbf{1} \oplus \mathbf{3}$, as opposed to graphene where the chiral space is decomposed as $\mathbf{4} = \mathbf{1} \oplus \mathbf{1} \oplus \mathbf{2}$. In the present case where the π -flux is a consequence of SOC, the above SU(4) singlet masses can be thought of as four copies of the spinless case in Appendix XI. Second, while the three triplet stripy masses are compatible with each other, *i.e.*, the respective mass matrices mutually anticommute, all of them are incompatible with the singlet ICI mass since the corresponding matrices (Table VII) pairwise commute. This ensures a phase transition [49] between the two phases which is accompanied by the change in the nature of broken symmetry as well as the Chern-Simons level (Eq.69) from $N_F = 4$ (in the ICI) to $N_F = 0$ (in the stripy CDW).

VII. GROUP-2 : THE FLAVOUR MASSES

The 15 flavour masses of the form $-i\langle\bar{\chi}\Sigma_i\chi\rangle$ are divided into six irreducible representations by microscopic symmetries that are given by Eqs. 58, 59 and 60. Each of these 15 masses individually breaks the flavor SU(4) down to U(1) \otimes SO(4). However linear combinations of them can reduce the symmetry further as we discuss below in the case of each subgroup. A notable feature of these residual sub-groups is that the generators depend on the particular *direction* of the mass matrix and hence are *locally* defined in the space of the order parameters. This is exactly like the case of a collinear ferromagnet/antiferromagnet where the particular generator of the residual U(1) depends on the direction of the ordering of the magnetic moments in the spin-space. We shall study the nature of these for each of the six phases separately, including the action of the lattice symmetries—including the spontaneously broken ones— as well as the nature of the residual symmetry group.

Out of the 15 masses, the ten TR even ones (Eq. 48) correspond to four different types of spin-octupole Hall phases while the five TR even ones (Eq. 49) represent two spin-quadrupole Hall phases. We explain their features in turn.

A. Quantum spin-octupole Hall insulators

1. \mathcal{A}_{1g}^e Singlet mass

For the singlet (Eq. 58), the mass is given by the fermion bilinear

$$\mathcal{A}_{1g}^e : -i\langle\bar{\chi}\Sigma_{45}\chi\rangle \quad (75)$$

which fully gaps out all the fermions. This breaks the SU(4) flavour symmetry down to U(1) \otimes SO(4) with the U(1) being generated by Σ_{45} and SO(4) by six other Σ_i 's that commute with Σ_{45} , *i.e.*, $\{\Sigma_1, \Sigma_2, \Sigma_3, \Sigma_{12}, \Sigma_{23}, \Sigma_{13}\}$.

In the microscopic $j = 3/2$ basis (the transformation of the Σ operators from the local to global basis is given in Table VIII), the Σ_{45} operator is given by

$$\Sigma_{45} = -\frac{4}{3\sqrt{3}} \left(J_x J_y J_z + J_y J_z J_x + J_z J_x J_y - \frac{15i}{8} \right) \quad (76)$$

where (J_x, J_y, J_z) are the $j = 3/2$ spin operators in the global basis (see Table VIII) such that Σ_{45} is a spin-octupole.

Starting with the Euclidean Dirac action in presence of the mass term (Eq. 41), we can diagonalise the spinors χ in terms of the eigenstates of Σ_{45} . The eigenstates consist of two pairs of Kramers doublets. The two members of each doublet have opposite eigenvalues of Σ_{45} , *i.e.* ± 1 . Each of the modes contributes to finite Hall edge current leading to *octupole* filtered Hall edge modes similar to

the quantum spin-Hall effect [58]. The two TR partners carry current in the opposite direction and backscattering within each TR pair is disallowed by TR symmetry – again just like quantum spin Hall effect. However, the scattering between the oppositely moving edge modes belonging to the two different Kramers doublets is not allowed because they necessarily have opposite eigenvalues of Σ_{45} .

A more formal derivation of the resultant symmetry-protected CS action is obtained by coupling probe charge and octupolar gauge fields to Eq. 41, *i.e.*, considering

$$S[A_c, A_o] = -i \int d^2\mathbf{r} d\tau \bar{\chi}(\mathbf{r}) [v_F \not{D} - \Delta \Sigma_{45}] \chi(\mathbf{r}) \quad (77)$$

where

$$\not{D} = \gamma^\mu (i\partial_\mu - A_{c,\mu} - \Sigma_{45} A_{o,\mu}) \quad (78)$$

where \mathbf{A}_c and \mathbf{A}_o are charge and octupole probe gauge fields respectively. Then integrating out the fermions leads to the mutual CS term given by

$$S_{CS}^{mutual} = i \frac{N_F}{2\pi} \text{sgn}(\Delta) \int d^3x \epsilon^{\mu\nu\lambda} A_{c,\mu} \partial_\nu A_{o,\lambda} \quad (79)$$

which characterises the *quantum octupolar Hall response*.

The lattice version of this mass can be analyzed in a similar way as done for the ICI mass. For that, we consider microscopic hopping operators on one of the NNN bonds and project that to the low-energy sector. We again take the blue bond in Fig. 5 from site B_2 to B_1 and write the following hopping operator

$$\mathcal{B}_{B_2 B_1}^{(45)} = \phi^\dagger(\mathbf{r}_{B_1}) \Sigma_{45} \phi(\mathbf{r}_{B_2}). \quad (80)$$

In term of the low-energy spinors, this has the following form

$$\mathcal{B}_{B_2 B_1}^{(45)} = \frac{1}{2\sqrt{3}} \bar{\chi} \Sigma_{45} \chi + \dots \quad (81)$$

Thus the imaginary part of this hopping operator is proportional to the order parameter in this phase. This shows that there are non-zero bond currents in this phase. The hopping pattern on the other bonds are same as shown in Fig. 5 with the hopping amplitudes being $i\Sigma_{45}$ instead of i .

The lattice Hamiltonian can now be used to check for the edge modes by obtaining the spectrum with open boundary conditions. The spectrum on a cylinder for the zig-zag and armchair edges are shown in Fig. 7.

Not surprisingly, in Fig. 7, such edge modes are also observed for both 3/4th filling as well as 1/2 filling. While the case of 3/4th filling is expected to result from the microscopic particle-hole transformation that maps $1/4 \leftrightarrow 3/4$, the physics of 1/2 filling would be interesting to understand in future.

Similar to the ICI phase, the order parameter for the spin-octupole Hall phase is a Z_2 field and leads to gapless fermionic modes associated with the domain walls of the

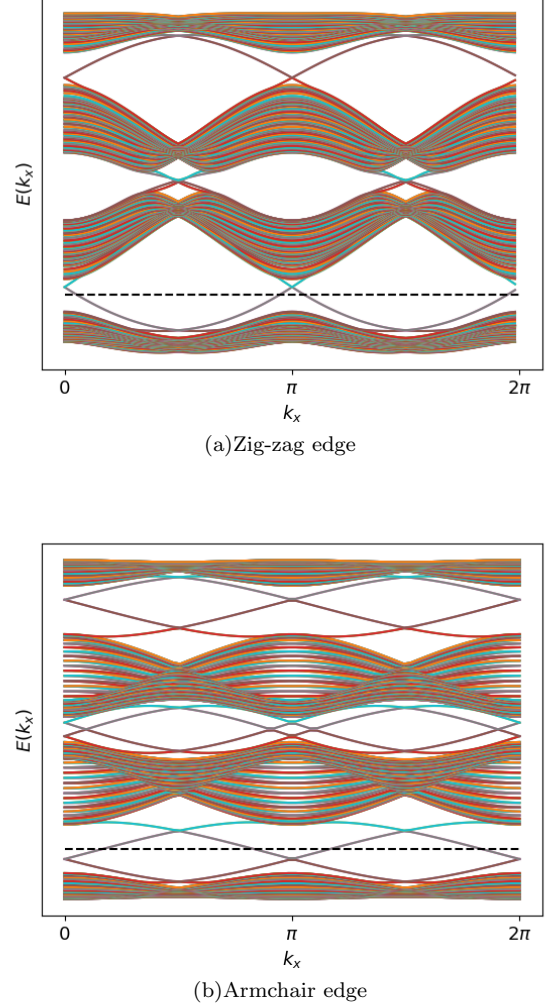


FIG. 7. Spectrum for $-i\bar{\chi}\Sigma_{45}\chi$ with zig-zag and armchair edges. Both of these plots show gapless states at 1/4th filling. To get this spectrum, we consider a honeycomb lattice with cylindrical geometry where the edges of the cylinder have zigzag or armchair-like boundaries. Here k_x is lattice momentum along the periodic direction. We take 32 magnetic unit cells along the length of the cylinder to perform this numerical calculation.

order parameter. Note, however, that such a field is TR even and is symmetric under all lattice transformations. Thus this mass is naturally allowed by the microscopics. This is analogous to the Kane-Mele mass [58] for graphene which is symmetry allowed but is energetically suppressed due to the very small value of the SOC in that case.

2. The \mathcal{F}_{1g}^e triplet masses

The TR even triplet in Eq. 59 consists of three masses of the form

$$\mathcal{F}_{1g}^e : \begin{cases} -i \langle \bar{\chi} \Sigma_{12} \chi \rangle \\ -i \langle \bar{\chi} \Sigma_{13} \chi \rangle \\ -i \langle \bar{\chi} \Sigma_{23} \chi \rangle \end{cases} \quad (82)$$

which fully gaps out the Dirac fermions. In terms of the $j = 3/2$ operators, the three mass matrices are given by :

$$\Sigma_{\alpha\beta} = \frac{7\epsilon^{\alpha\beta\gamma}}{3} \left(J_\gamma - \frac{4}{7} J_\gamma^3 \right) \quad (83)$$

where $\alpha, \beta, \gamma = 1, 2, 3$ with $\alpha \neq \beta$ such that they are a mixture of dipole and octupole operators. Following Eq. 41, the generic mass term is given by

$$-i (\Delta_1 \bar{\chi} \Sigma_{23} \chi + \Delta_2 \bar{\chi} \Sigma_{13} \chi + \Delta_3 \bar{\chi} \Sigma_{12} \chi) \quad (84)$$

where Δ_i ($i = 1, 2, 3$) are the weights for each of the three components. Hence such masses lie on a 2-sphere with directional cosines given by $\cos \theta_i = \Delta_i / \sqrt{\Delta_1^2 + \Delta_2^2 + \Delta_3^2}$ where the different points can be rotated into each other via the SU(2) symmetry generated by Eq 55. With reference to Eq. 82, it is now clear that this SU(2) corresponds to the continuous rotation amongst the three spin-octupoles.

At each point on this *mass* sphere, the residual symmetry is U(1) \otimes SO(4). However, the particular generators of this residual symmetry group depend on the location of the point and are related to each other by the same SU(2) transformations (Eq. 55). For example, the generators of the residual symmetry at the point [001] are given by

$$\{\Sigma_{12}, \Sigma_3, \Sigma_4, \Sigma_5, \Sigma_{34}, \Sigma_{35}, \Sigma_{45}\} \quad (85)$$

where the first generator corresponds to the U(1) (which is left-over of the SU(2) (Eq. 55)) and the rest generate the SO(4). The residual groups at other points on the mass sphere are obtained via SU(2) rotations generated by Eq. 55.

The phase breaks the spin-octupole SU(2) symmetry (Eq. 55) spontaneously and results in quantum spin-octupole Hall effect that is protected by U(1) \times Z_2^{TR} and is similar to the quantum Spin Hall phase obtained via spontaneously broken spin-rotation symmetry discussed in Ref. [62] with interesting differences (see below). The presence of non-trivial spin-octupole filtered edge states is confirmed by calculating the mutual Hall response similar to Eq. 77 for the singlet case above which leads to the mutual Chern-Simons action similar to Eq. 79.

The presence of the gapless edge-modes can also be checked by going back to the mean-field Lattice Hamiltonian in presence of the lattice version of the mass (not shown). The lattice version of the Hamiltonian corresponding to the continuum bilinear $-i \langle \bar{\chi} \Sigma_{12} \chi \rangle$ is the same as that for the quantum octupolar Hall mass given

in Eq. 80 with the hopping matrix (i.e., Σ_{45}) replaced by Σ_{12} .

An interesting fallout of the present implementation of the symmetry is the fact that the three component spin-octupolar order-parameter allows for Skyrmion configurations. Following the calculations of Refs. [62, 67] (and references therein) it is rather straightforward to show that such Skyrmions carry $N_F (= 4)$ units of electronic charge and are bosons. Hence, condensation of such Skyrmions within a framework discussed in Ref. [62] would lead to a novel $4e$ superconductor with single electron excitations being gapped and the magnetic flux is quantized in units of $hc/4e$ [92]. This is tantamount to the *fractionalisation* [93] of the elementary BCS $hc/2e$ -vortex. The above mechanism to obtain a $4e$ superconductor is rather novel and differs from the usual mechanism of BCS superconductivity, where such a $4e$ superconductor is obtained by forming a 4-electron bound state and condensing them. The novel superconductor here seems to be a natural consequence of the SOC-mediated symmetry implementation in quarter-filled $j = 3/2$ honeycomb lattices that allow binding of $4e$ charges to the topological texture of the spin-octupole order parameter.

3. The \mathcal{F}_{1u}^e and \mathcal{F}_{2u}^e triplet masses

The two inversion odd TR even triplets (59) are given by

$$\mathcal{F}_{1u}^e : \begin{cases} -i \langle \bar{\chi} \Sigma_{34} \chi \rangle \\ -i \langle \bar{\chi} \frac{\Sigma_{14} + \sqrt{3}\Sigma_{15}}{2} \chi \rangle \\ -i \langle \bar{\chi} \frac{\Sigma_{24} - \sqrt{3}\Sigma_{25}}{2} \chi \rangle \end{cases} \quad (86)$$

$$\mathcal{F}_{2u}^e : \begin{cases} -i \langle \bar{\chi} \Sigma_{35} \chi \rangle \\ -i \langle \bar{\chi} \frac{\sqrt{3}\Sigma_{14} - \Sigma_{15}}{2} \chi \rangle \\ -i \langle \bar{\chi} \frac{\sqrt{3}\Sigma_{24} + \Sigma_{25}}{2} \chi \rangle \end{cases} \quad (87)$$

In terms of the $j = 3/2$ spin matrices, we have

$$\Sigma_{34} = \frac{2}{3} \left(J_z^3 - \frac{13}{4} J_z \right) \quad (88a)$$

$$-\frac{1}{2} \Sigma_{14} - \frac{\sqrt{3}}{2} \Sigma_{15} = \frac{2}{3} \left(J_x^3 - \frac{13}{4} J_x \right) \quad (88b)$$

$$-\frac{\sqrt{3}}{2} \Sigma_{25} + \frac{1}{2} \Sigma_{24} = -\frac{2}{3} \left(J_y^3 - \frac{13}{4} J_y \right) \quad (88c)$$

for the three \mathcal{F}_{1u}^e masses and

$$\Sigma_{35} = \frac{2}{3\sqrt{3}} [(J_x^2 J_z + J_x J_z J_x + J_z J_x^2) - (J_y^2 J_z + J_y J_z J_y + J_z J_y^2)] \quad (89a)$$

$$\frac{\sqrt{3}}{2} \Sigma_{24} + \frac{1}{2} \Sigma_{25} = \frac{2}{3\sqrt{3}} [(J_x^2 J_y + J_x J_y J_x + J_y J_x^2) - (J_z^2 J_y + J_z J_y J_z + J_y J_z^2)] \quad (89b)$$

$$\frac{\sqrt{3}}{2} \Sigma_{14} - \frac{1}{2} \Sigma_{15} = \frac{2}{3\sqrt{3}} [(J_y^2 J_x + J_y J_x J_y + J_x J_y^2) - (J_z^2 J_x + J_z J_x J_z + J_x J_z^2)]. \quad (89c)$$

for the \mathcal{F}_{2u}^e triplet. Hence these masses represent two different sets of spin-octupole order. Note that while components of the two triplets can be rotated into each other by a $U(1)$ rotation generated by Σ_{45} , the two triplets represent different phases since they have different transformations under lattice reflection, \mathbf{C}'_2 .

The three masses in each of the triplets are incompatible, *i.e.* the matrices (m_1, m_2, m_3) in Eq. 88a, 88b, 88c or 89a, 89b, 89c do not mutually pair-wise anticommute. This results in an interesting structure for the residual symmetry in the resultant massive phases. For a generic linear combination of the three masses, similar to Eq. 84 but now for the \mathcal{F}_{1u}^e and \mathcal{F}_{2u}^e triplets, *i.e.*,

$$-i(\Delta_1 \bar{\chi} m_1 \chi + \Delta_2 \bar{\chi} m_2 \chi + \Delta_3 \bar{\chi} m_3 \chi), \quad (90)$$

where m_1, m_2, m_3 are the three matrices in Eq. 88 or 89, the flavour $SU(4)$ is broken down to $U(1) \otimes U(1) \otimes U(1)$. However, to get more insights, it is useful to diagonalise the bilinear in Eq. 90 for a generic point on the unit sphere described by the directional cosines $\Delta_i / \sqrt{\Delta_1^2 + \Delta_2^2 + \Delta_3^2}$ (middle panel of Fig. 8) to obtain

$$-\bar{\chi}' \mathcal{D} \chi' \quad (91)$$

where χ' are the fermions in the diagonalised basis and

$$\mathcal{D} = \begin{pmatrix} a_1 \sigma_3 & 0 \\ 0 & a_2 \sigma_3 \end{pmatrix} \otimes \zeta_0 \quad (92)$$

with a_1, a_2 are two real functions of Δ_i s, σ_3 is the third Pauli matrix, and ζ_0 is the identity matrix that acts in the valley-band space of the spinors, *i.e.* in the chiral $SU(2)$ space (Eq. 28).

In this diagonalised basis, it is easy to see that there are three linearly independent matrices (other than the identity matrix) that commute with the \mathcal{D} matrix in Eq. 92. These are this matrix, \mathcal{D} , itself and

$$\begin{pmatrix} \sigma_3 & 0 \\ 0 & 0 \end{pmatrix} \otimes \zeta_0, \quad \begin{pmatrix} 0 & 0 \\ 0 & \sigma_3 \end{pmatrix} \otimes \zeta_0. \quad (93)$$

The above three matrices generate the residual $U(1) \otimes U(1) \otimes U(1)$ symmetry on generic points on the sphere in the middle panel of Fig. 8 like C and D . The first $U(1)$ results in conserved flavour (spin-octupole) currents along the NNN bonds with a flow pattern similar to that shown

in Fig. 5. For such generic points, the fermions are fully gapped with each gapped band being 4-fold degenerate (spectrum (b) in the top panel of Fig. 8). We can calculate the edge response, which is given by a mutual CS action similar to Eq. 79. These spin-octupole filtered edge modes are again protected by the $U(1) \times Z_2^{TR}$ as in the case of \mathcal{F}_{1g}^e mass discussed above.

Interestingly on putting two of the Δ_i s to zero such as the point A in Fig. 8 (middle panel), while the above conclusions survive, the gapped bands have an enhanced 8-fold degeneracy (as shown in (a) of the top panel of Fig. 8) due to enhanced residual flavour symmetry of $U(1) \otimes SO(4)$. From the perspective of Eq. 92, the numbers a_1 and a_2 becomes equal at these points such that we can further basis transform $\mathcal{D} \rightarrow (\sigma_3 \otimes \sigma_0) \otimes \zeta_0$. Now there are six generators in addition to \mathcal{D} , that commute with the mass which is given by

$$\begin{pmatrix} \sigma_i & 0 \\ 0 & \sigma_i \end{pmatrix} \otimes \zeta_0, \quad \begin{pmatrix} \sigma_i & 0 \\ 0 & -\sigma_i \end{pmatrix} \otimes \zeta_0. \quad (94)$$

with $i = 1, 2, 3$. This generates $SU(2) \otimes SU(2) \equiv SO(4)$ in addition to the $U(1)$ generated by \mathcal{D} itself.

A much more interesting situation arises when one moves from point C (or D) to point B (in the middle panel of Fig. 8) which is characterised by

$$|\Delta_1| = |\Delta_2| = |\Delta_3|, \quad (95)$$

and is one of the eight isolated special points.

At these points, a_2 in Eq. 92 becomes zero. We have assumed $a_1 > a_2$ without any loss of generality. As a result four flavours of fermions belonging to the a_2 block become gapless while four others belonging to the a_1 block remain gapped. This leads to a partially gapped state. The resultant spectrum is shown in (c) of the top panel in Fig. 8. It is clear that at this special points when $a_2 = 0$, in addition to \mathcal{D} and the two matrices given by Eq. 93, two additional matrices

$$\begin{pmatrix} 0 & 0 \\ 0 & \sigma_1 \end{pmatrix} \otimes \zeta_0, \quad \begin{pmatrix} 0 & 0 \\ 0 & \sigma_2 \end{pmatrix} \otimes \zeta_0 \quad (96)$$

also commute with the mass matrix at this special point. The above two matrices along with the last one of Eq. 93 generate a $SU(2)$ such that at these isolated points the symmetry is given by $U(1) \otimes U(1) \otimes SU(2)$ and it is this last $SU(2)$ which protects a subset of gapless Dirac fermions. On moving away from these special points infinitesimally, the $SU(2)$ is broken down to $U(1)$ as $a_2 \neq 0$ and this gaps out the remaining fermions (spectrum (b) in the top panel of Fig. 8).

The existence of such isolated gapless points is surprising and different from the usual incompatible masses such as the chiral masses [49]. In the case of chiral masses (Sec. VI) in moving from the CDW masses to the ICI mass, one encounters an *unavoidable* line of bulk gap closing corresponding to a phase transition, across which the level of Chern-Simons term change. However, in the present case one can conceive two different classes of lines on the

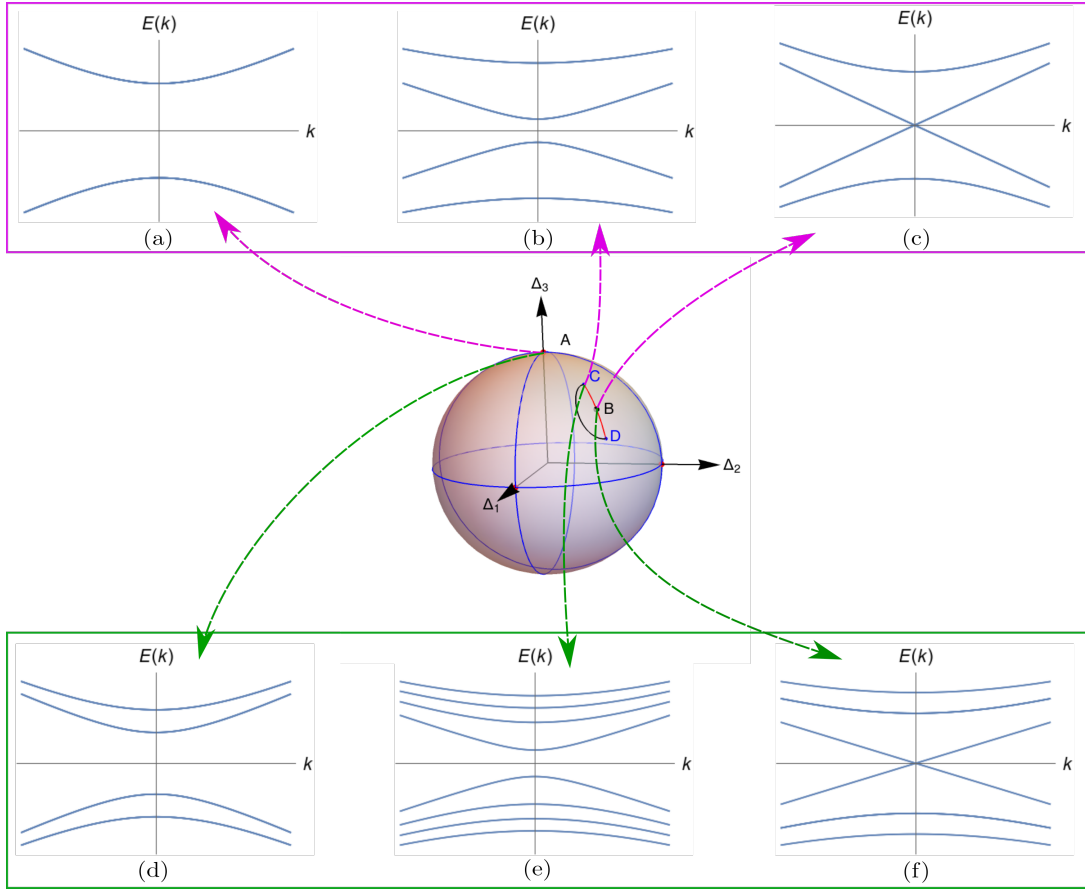


FIG. 8. Figure shows the energy spectrum of low-energy fermions along the $k_x = k_y$ line for different combinations of the masses in a triplet. Any linear combination of the masses in a particular triplet can be represented on the surface of a unit sphere shown at the center. The energy spectrum shown in the upper panel of this figure corresponds to the \mathcal{F}_{1u}^e triplets in Eq. 86, 118 and the \mathcal{F}_{2u}^e triplets in Eq. 87, 120. The spectrum in (a), (b) and (c) in the upper panel correspond to the spectrum at the points A, C and B on the sphere. Similarly, the spectrum in the bottom panel corresponds to the \mathcal{F}_{1u}^o and \mathcal{F}_{2u}^o triplets in Eq. 124, 125, 132, 133. Here again, the spectrum in (d), (e) and (f) correspond to the spectrum at the points A, C, and B on the sphere.

sphere joining the same two gapped end-points (C and D) as shown on the sphere in the middle panel of Fig. 8, one not passing through the special point (the black path) and the other passing through the special point, B (the red path).

For the second path, one would naively conclude that the system goes through a *phase transition* via a critical point with higher symmetry. The situation can be understood by going back to the six inversion odd masses in Eq. 51 and reminding ourselves that the six masses in \mathcal{F}_{1u}^e and \mathcal{F}_{2u}^e are mutually incompatible and together form a reducible representation (Eqs. 56 and 57) of a $U(1) \otimes SU(2)$ subgroup of $SO(5)$. A generic linear combination of the six masses in this case can be represented as points on the surface of a 5-dimensional sphere, \mathcal{S}^5 , by extending Eq. 90 to all the six masses. On this \mathcal{S}^5 due to the incompatibility, there are extended lower dimensional regions of parameter space where the fermions are partially gapless that separates the fully gapped regions as schematically depicted in Fig. 9. Projection of the

gapless regions from \mathcal{S}^5 to \mathcal{S}^2 for the above two triplets results in the isolated *special* points. This is most easily seen by sitting at one of the special partially gapless points on the \mathcal{S}^2 for a particular triplet (say \mathcal{F}_{1u}^e) and performing the $U(1) \otimes SU(2)$ transformation generated by Eq. 54 and 55 as discussed above. The resultant mass necessarily involves the other triplet, \mathcal{F}_{2u}^e and hence does not lie on the \mathcal{S}^2 anymore but on the gapless manifold of \mathcal{S}^5 . This is schematically shown in Fig. 9. Thus the special point B is the projected image of the gapless manifold on \mathcal{S}^5 to \mathcal{S}^2 and the two classes of paths between C and D mentioned above have a natural interpretation on \mathcal{S}^5 where the black (red) path avoiding (touching) the special isolated point corresponds to paths on \mathcal{S}^5 that lies within a single gapped phase but avoids (touches) the gapless manifold. Very importantly, the special point is mandated to exist under the microscopic symmetries such that a system tuned to pass through the special point B undergoes an *unnecessary phase transition* [66]. In this sense, the special points can be thought of as ex-

amples of *symmetry enforced unnecessary multi-critical points*.

B. Quantum spin-quadrupole Hall insulators

Turning to the five TR odd masses that form the \mathcal{E}_u^o doublet (Eq. 52) and \mathcal{J}_{2g}^o triplet (Eq. 53), the respective masses are given by

$$\mathcal{E}_u^o : \begin{cases} -i\langle\bar{\chi}\Sigma_4\chi\rangle \\ -i\langle\bar{\chi}\Sigma_5\chi\rangle \end{cases} \quad (97)$$

and

$$\mathcal{J}_{2g}^o : \begin{cases} -i\langle\bar{\chi}\Sigma_1\chi\rangle \\ -i\langle\bar{\chi}\Sigma_2\chi\rangle \\ -i\langle\bar{\chi}\Sigma_3\chi\rangle \end{cases} \quad (98)$$

While the doublet (Table X) is odd under inversion symmetry and does not break lattice translation, the triplet (Table XI) is even under inversion, but breaks lattice translation. Transformation under other lattice symmetries is given in respective tables. Further in terms of the IR symmetries, each of the two classes breaks SO(5) down to U(1) \otimes SU(2) as mentioned above (Eq. 54 and 55) – the doublet (triplet) is a U(1) (SU(2)) singlet.

The two classes of masses fully gap out the fermionic spectrum and break the SU(4) flavour symmetry. Notably, in terms of the spin operators we have

$$\Sigma_4 = \frac{1}{\sqrt{3}}(J_x^2 - J_y^2) \quad \text{and} \quad \Sigma_5 = J_z^2 - \frac{5}{4}. \quad (99)$$

for the doublet and

$$\begin{aligned} \Sigma_1 &= (J_y J_z + J_z J_y)/\sqrt{3}; \\ \Sigma_2 &= (J_z J_x + J_x J_z)/\sqrt{3} \\ \Sigma_3 &= (J_y J_x + J_x J_y)/\sqrt{3}. \end{aligned} \quad (100)$$

for the triplet, all of which correspond to spin-quadrupoles. In fact, as we show below, the two corresponds to different spin-quadrupole Hall phase protected by U(1) symmetry. Such a phase is an interesting generalisation of the QSH phase as the quadrupole Hall phase is TR odd, unlike the QSH phase. This can be traced to the fact that unlike the spin-dipole and the spin-octupole currents, the spin-quadrupole currents are odd under TR.

The resultant non-zero Hall response can be obtained by performing a calculation similar to section VII. Sitting deep inside the gapped phase with $\langle -i\bar{\chi}\Sigma_4\chi \rangle \neq 0$ (say), we can introduce a spin-quadrupole probe gauge field \mathbf{A}_q in addition to a probe charge field, \mathbf{A}_c , and integrating out the fermions results in a mutual CS action

$$S_{CS}^{mutual} = i \frac{N_F}{2\pi} \text{sgn}(\Delta) \int d^3x \epsilon^{\mu\nu\lambda} A_{c,\mu} \partial_\nu A_{q,\lambda} \quad (101)$$

Such that there is a spin-quadrupolar edge current (corresponding to Σ_4). As in the case of the previously discussed spin-octupolar Hall phases, the presence of edge

modes in the case of this mass can be confirmed by taking a mean-field lattice Hamiltonian and performing a band structure calculation on a finite-sized lattice. Similar results can be obtained for the triplet.

Focusing on the \mathcal{E}_u^o doublet, we note that it breaks the SU(4) flavour symmetry to U(1) \otimes SO(4). E.g., for $-i\langle\bar{\chi}\Sigma_4\chi\rangle \neq 0$, the U(1) is generated by Σ_4 and the SO(4) is by $\{\Sigma_{12}, \Sigma_{13}, \Sigma_{15}, \Sigma_{23}, \Sigma_{25}, \Sigma_{35}\}$. Since the two-component order parameter (Eq. 97) lives on a circle it supports point defects – vortices characterized by the winding number. More precisely, consider the mass term

$$-i(\Delta_1 \bar{\chi}\Sigma_4\chi + \Delta_2 \bar{\chi}\Sigma_5\chi) \quad (102)$$

such that under the U(1) transformation generated by Σ_{45} for an angle θ ,

$$\Delta = \Delta_1 + i\Delta_2 \rightarrow \Delta e^{i\theta} \quad (103)$$

At the core of such a vortex, the TRS is restored, and hence for a *fat* vortex with a sizeable core one expects quadrupole-filtered zero modes around the vortex core. Further following each such unit vortex is expected to trap $N_F/2$ quanta of electronic charge [49, 94]. The transition mediated by the proliferation and condensation of such vortices are then expected to be novel [49, 95] and requires further understanding.

VIII. GROUP-3 : THE MIXED MASSES

We now turn to the structure of the mixed masses which are obtained by nontrivial contributions from both the flavour and chiral sectors. The complex structure of the mass matrices and the intricate locking of the spin and real space symmetry transformations result in the rich properties of the resultant phases which we now discuss in detail. There are 45 masses divided into 19 irreducible representations summarised in Eq. 61 and they give rise to 16 different phases. These are generic density wave phases which can be divided into two subsets depending on whether the fermions are generically fully gapped (insulators) or partially gapped (semimetals). Two of the insulators, have edge modes whose signature is evident from appropriate Chern-Simons terms. In most of the insulators and semimetals, the components of some of the multiplets are incompatible and hence they lead to gapless sub-manifold as the components of the masses are tuned (similar to the spin-octupole flavour triplet discussed in Subsection VII A 3).

A. Density wave Insulators

There are 27 such mass terms divided into two singlets ($\mathcal{A}_{1g}^e, \mathcal{A}_{2g}^o$), two doublets ($2\mathcal{E}_u^o$) and seven triplets ($\mathcal{J}_{2g}^o, \mathcal{J}_{1u}^e, \mathcal{J}_{2u}^e, 2\mathcal{J}_{1u}^o, 2\mathcal{J}_{2u}^o$). While the singlets and three triplets ($\mathcal{J}_{2g}^o, \mathcal{J}_{1u}^e, \mathcal{J}_{2u}^e$) give rise to *five* distinct phases, the

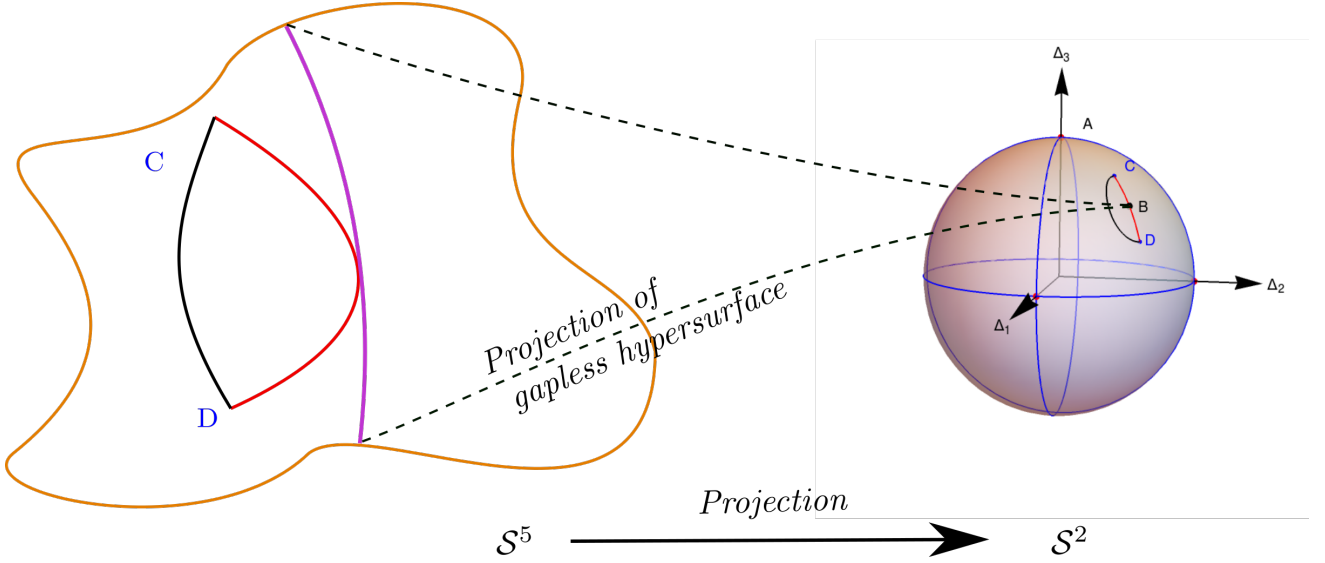


FIG. 9. The six masses in Eq. 51 are mutually incompatible. A generic linear combination of such masses (similar to Eq. 90 extended to the six masses) can be represented on a five-dimensional sphere, S^5 , as shown in the left-hand figure which has extended gapless critical hyper-lines (in magenta) separating two different phases described by the two triplets \mathcal{J}_{1u}^e and \mathcal{J}_{2u}^e (Eqs. 56 and 57). The pink line on S^5 represents a hypersurface on which the fermionic spectrum is gapless (Fig. 8(c,f)). This hypersurface projects to the point B on S^2 as shown by the dotted lines. The images of the two paths from C to D are also shown in S^5 .

two doublets and the other two triplets with a multiplicity of two, *i.e.*, $(2\mathcal{J}_{1u}^o, 2\mathcal{J}_{2u}^o)$ only give rise to *three* distinct phases since members of the same representation can be mixed without breaking any further symmetries. Thus they give rise to a total of *eight* distinct flavour density wave insulating phases – two of which have edge modes.

1. Ising ferro spin-quadrupolar insulator

The TR even mass for the \mathcal{A}_{1g}^e lattice singlet in Eq. 61c is given by

$$\Delta = -i \langle \bar{\chi} (\Sigma_3 \zeta_1 - \Sigma_1 \zeta_3 - \Sigma_2 \zeta_2) \chi \rangle / \sqrt{3} \quad (104)$$

While it is a lattice singlet, it breaks the flavour $SU(4)$ down to $U(1)$ (generated by Σ_{45}) and the chiral $SU(2)$ down to Z_2 .

This mass corresponds to a uniform *ferro* ordering in the spin-quadrupole density (in the global basis)

$$\Sigma_1 + \Sigma_2 + \Sigma_3 = \frac{1}{\sqrt{3}} (\{J_x, J_y\} + \{J_y, J_z\} + \{J_z, J_x\}), \quad (105)$$

as can be explicitly checked starting with the underlying lattice fermion bilinear similar to the case of CDW (Eq. 73). In addition, this singlet supports non-zero quantized spin-octupolar Hall response somewhat similar to that of the \mathcal{A}_{1g}^e mass in Eq. 75. To understand this, we write an action similar to that in Eq. 77 and integrate out the fermions. This produces a mutual CS action of

the form

$$S_{CS}^{mutual} = i \frac{N_F}{2} \frac{1}{2\pi} \text{sgn}(\Delta) \int d^3x \epsilon^{\mu\nu\lambda} A_{c,\mu} \partial_\nu A_{o,\lambda}. \quad (106)$$

Here $N_F = 4$ is the number of fermions flavors and $A_{c,\mu}$, $A_{o,\mu}$ are respectively electromagnetic and octupole probe gauge fields as used in Eq. 78. Thus, this mass too produces quantum octupolar Hall response, but the CS level is half compared to that for the mass in Eq. 75. The resultant counter-propagating edge modes (not shown) can be obtained for appropriate lattice models. These edge modes are protected by the $U(1)$ symmetry generated by $\Sigma_{45} \times Z_2^{TR}$ which commutes with the mass. Hence this corresponds to a gapped Ising ferroquadrupolar phase with counter-propagating spin-octupole filtered edge modes.

2. Ising ferro spin-octupolar insulator

Similarly, the TR odd mass for the \mathcal{A}_{2g}^o lattice singlet in Eq. 61d given by

$$\tilde{\Delta} = -i \langle \bar{\chi} (\Sigma_{12} \zeta_1 - \Sigma_{23} \zeta_3 + \Sigma_{13} \zeta_2) \chi \rangle / \sqrt{3} \quad (107)$$

corresponds to uniform ordering for the spin-octupole density in

$$\Sigma_{12} - \Sigma_{13} + \Sigma_{23} = \frac{7}{3} (J_x + J_y + J_z) - \frac{4}{3} (J_x^3 + J_y^3 + J_z^3) \quad (108)$$

However, unlike the above ferro spin-quadrupolar order, this breaks the flavour SU(4) down to SU(2) (generated by $\{\Sigma_4, \Sigma_5, \Sigma_{45}\}$) and is also odd under \mathbf{C}'_2 . The chiral SU(2) on the other hand is broken down to Z_2 similar to the ferro quadrupolar case.

The above singlet leads to non-zero quantum Hall response in presence of external electromagnetic field. This can again be understood by writing an action of the form as in Eq. 41 in presence of an electromagnetic gauge field $A_{c,\mu}$ and integrating out the fermions. This produces an effective action given by

$$S_{CS} = i \frac{N_F}{2} \frac{1}{4\pi} \text{sgn}(\tilde{\Delta}) \int d^3x \epsilon^{\mu\nu\lambda} A_{c,\mu} \partial_\nu A_{c,\lambda}. \quad (109)$$

The CS level of this action is half compared to that for the ICI mass (Eq. 69) and hence represents a generalisation of an anomalous Hall insulator.

3. Staggered (“Néel”) spin-octupole insulator

The four mixed masses that make up the two \mathcal{E}_u^o doublets in Eqs. 61e and 61f are respectively comprised of

$$\begin{aligned} & -i \left\langle \bar{\chi} \frac{4\Sigma_{35}\zeta_1 - (\Sigma_{15} - \sqrt{3}\Sigma_{14})\zeta_3 - (\sqrt{3}\Sigma_{24} + \Sigma_{25})\zeta_2}{2\sqrt{6}} \chi \right\rangle, \\ & -i \left\langle \bar{\chi} \frac{(\Sigma_{15} - \sqrt{3}\Sigma_{14})\zeta_3 - (\Sigma_{25} + \sqrt{3}\Sigma_{24})\zeta_2}{2\sqrt{2}} \chi \right\rangle \end{aligned} \quad (110)$$

and

$$\begin{aligned} & -i \left\langle \bar{\chi} \frac{4\Sigma_{34}\zeta_1 - (\Sigma_{14} + \sqrt{3}\Sigma_{15})\zeta_3 + (\sqrt{3}\Sigma_{25} - \Sigma_{24})\zeta_2}{2\sqrt{6}} \chi \right\rangle, \\ & -i \left\langle \bar{\chi} \frac{-(\Sigma_{14} + \sqrt{3}\Sigma_{15})\zeta_3 + (\Sigma_{24} - \sqrt{3}\Sigma_{25})\zeta_2}{2\sqrt{2}} \chi \right\rangle. \end{aligned} \quad (111)$$

The above four masses in the two doublets can be rotated into each other using a U(1) symmetry generated by Σ_{45} . In particular, if $m_1(m'_1)$ and $m_2(m'_2)$ are the components of Eq. 110 (111), then the linear combinations $m_1^\pm = m_1 \pm im'_1$ and $m_2^\pm = m_2 \pm im'_2$ transform as one-dimensional representations of the above U(1). Hence they describe the same phase.

These masses describe a fully gapped two-sublattice staggered ordering (as shown in Fig. 10) in the following spin-octupole operator respectively (whose representation in terms of spin operators are readily obtained using Appendix C)

$$\begin{aligned} & 2\Sigma_{35} + \frac{\Sigma_{15} - \sqrt{3}\Sigma_{14}}{2} + \frac{\sqrt{3}\Sigma_{24} + \Sigma_{25}}{2}, \\ & \frac{\sqrt{3}\Sigma_{14} - \Sigma_{15}}{2} + \frac{\sqrt{3}\Sigma_{24} + \Sigma_{25}}{2}. \end{aligned} \quad (112)$$

and

$$\begin{aligned} & 2\Sigma_{34} + \frac{\Sigma_{14} + \sqrt{3}\Sigma_{15}}{2} + \frac{\Sigma_{24} - \sqrt{3}\Sigma_{25}}{2}, \\ & \frac{\Sigma_{14} + \sqrt{3}\Sigma_{15}}{2} - \frac{\Sigma_{24} - \sqrt{3}\Sigma_{25}}{2}. \end{aligned} \quad (113)$$

This can be checked starting with the appropriate lattice bilinears similar to Eq. 116.

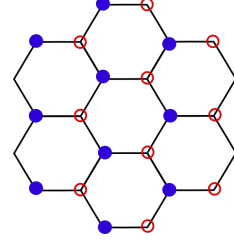


FIG. 10. Density pattern for the staggered spin-octupole density waves corresponding to Eqs. 110 and 111. The red circles and blue dots here represent opposite densities in the spin-octupole operators given by Eqs. 112, 113.

A remarkable difference of the above sub-lattice staggered spin-octupolar orderings compared to Néel state in SU(2) spin-rotation invariant graphene is that the latter are given one-dimensional representations, \mathcal{A}_{1u}^o , [49] under lattice transformations while transform as a O(3) vector under spin rotations. In the present case, due to SOC, we have doublets that transform non-trivially under both SU(4) and lattice symmetries. In fact, this allows for non-trivial quantum numbers for the vortices of the resultant doublet masses which forms an interesting avenue to explore in the future.

4. Stripy spin-octupole density wave insulator

The three masses that form the \mathcal{F}_{2g}^o triplet (in Eq. 61a) are given by

$$-i \langle \bar{\chi} \Sigma_{45} \zeta_i \chi \rangle \neq 0 \quad (114)$$

with $i = 1, 2, 3$. Each mass in this triplet breaks down the flavor SU(4) to U(1) \otimes SU(2) and the chiral SU(2) to U(1).

The transformation properties of the triplet components (see Table XI) under lattice symmetries is completely determined by ζ_i as Σ_{45} is a lattice singlet (see Table VI and VII). Thus they are very similar to the triplet mass in group-1 (Eq. 72). However, unlike the CDW, here the density modulation occurs in the octupole moment, *i.e.*,

$$\Sigma_{45} = -\frac{4}{3\sqrt{3}} \left(J_x J_y J_z + J_y J_z J_x + J_z J_x J_y - \frac{15i}{8} \right). \quad (115)$$

Hence they are nothing but stripy octupole density wave as shown in Fig. 6 with the modulation being in the octupole density. This can be seen explicitly by looking at the low energy projection of the microscopic on-site octupole density operator. Similar to the CDW case (Eq. 73), here we have

$$:\psi^\dagger(\boldsymbol{r}_S)\Sigma_{45}\psi(\boldsymbol{r}_S): = \begin{cases} -i\bar{\chi}\Sigma_{45}\zeta_1\chi & \text{For } \mathcal{S} = A_2, B_2 \\ i\bar{\chi}\Sigma_{45}\zeta_1\chi & \text{For } \mathcal{S} = A_1, B_1 \end{cases} \quad (116)$$

The two other members of the triplet describe stripy order along the other two directions rotated by $\pm 2\pi/3$ with respect to Fig. 6.

5. Zig-zag spin-quadrupole density wave insulator

Eq. 61b consists of six masses of the form

$$\{-i\langle\bar{\chi}\Sigma_4\zeta_i\chi\rangle, -i\langle\bar{\chi}\Sigma_5\zeta_i\chi\rangle\}, \quad (117)$$

for $i = 1, 2, 3$. Under the action of the lattice symmetries, these six masses form two triplets with representations \mathcal{J}_{1u}^e and \mathcal{J}_{2u}^e which leads to two different types of spin-quadrupole density wave phases (Eq. 99) which we discuss below.

a. \mathcal{J}_{1u}^e masses : The \mathcal{J}_{1u}^e masses are given by

$$\begin{aligned} & -i\langle\bar{\chi}\Sigma_5\zeta_1\chi\rangle, \\ & -\frac{i}{2}\langle\bar{\chi}(-\sqrt{3}\Sigma_4 + \Sigma_5)\zeta_3\chi\rangle, \\ & -\frac{i}{2}\langle\bar{\chi}(-\sqrt{3}\Sigma_4 - \Sigma_5)\zeta_2\chi\rangle. \end{aligned} \quad (118)$$

The relation between the first mass and the underlying $j = 3/2$ orbitals is given by

$$:\psi^\dagger(\boldsymbol{r}_S)\Sigma_5\psi(\boldsymbol{r}_S): = \begin{cases} -i\bar{\chi}\Sigma_5\zeta_1\chi & \text{For } \mathcal{S} = A_1, B_2 \\ i\bar{\chi}\Sigma_5\zeta_1\chi & \text{For } \mathcal{S} = B_1, A_2. \end{cases} \quad (119)$$

Notice the difference in the sign for the different sublattices compared to Eq. 73 and 116. Unlike in these earlier cases, Eq. 119 represents *zig-zag* pattern of octupolar density wave as shown in Fig. 11 which corresponds to spin-quadrupole order in Σ_5 . The other two masses are also zig-zag density waves of the $\frac{1}{2}(\sqrt{3}\Sigma_4 - \Sigma_5)$, $\frac{1}{2}(\sqrt{3}\Sigma_4 + \Sigma_5)$ operators whose patterns are rotated by $\pm 2\pi/3$ with respect to Fig. 11.

b. \mathcal{J}_{2u}^e masses : The masses in the \mathcal{J}_{2u}^e triplet are given by

$$\begin{aligned} & -i\langle\bar{\chi}\Sigma_4\zeta_1\chi\rangle, \\ & -\frac{i}{2}\langle\bar{\chi}(\Sigma_4 + \sqrt{3}\Sigma_5)\zeta_3\chi\rangle, \\ & -\frac{i}{2}\langle\bar{\chi}(\sqrt{3}\Sigma_5 - \Sigma_4)\zeta_2\chi\rangle \end{aligned} \quad (120)$$

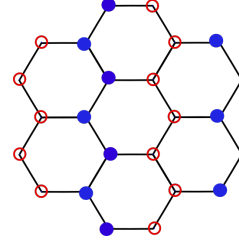


FIG. 11. Zig-zag Density wave pattern corresponding to the masses of Eqs. 118, 120, 124, 125, 132 and 133. The blue dots and the red circles represent opposite densities of spin quadrupole operator Σ_5 .

Similar to \mathcal{J}_{1u}^e triplet, these are also zig-zag density waves but of different quadrupole operators, namely

$$\Sigma_4, \frac{1}{2}(\sqrt{3}\Sigma_5 + \Sigma_4), \frac{1}{2}(\sqrt{3}\Sigma_5 - \Sigma_4), \quad (121)$$

respectively.

The members of both the above triplets are incompatible and hence generically one expects gapless points when tuning among different components of the masses similar to the \mathcal{J}_{1u}^e and \mathcal{J}_{2u}^e masses in Eq. 86 and Eq. 87. In fact, similar to that case, we can consider labeling the linear combination of the six masses in Eq. 117 as points on a 5-dimensional sphere, \mathcal{S}^5 . The points on this \mathcal{S}^5 are closed under the action of the $U(1) \otimes SU(2)$ subgroup generated by $\{\Sigma_{45}, \zeta_1, \zeta_2, \zeta_3\}$. Then arguments similar to those discussed for the \mathcal{J}_{1u}^e and \mathcal{J}_{2u}^e masses (in subsection VII A 3) hold in the present case.

The generic linear combination of the present two triplets (given by a form similar to Eq. 90) can then be parametrised on a 2-sphere, \mathcal{S}^2 which can be thought as two different projections of the points on \mathcal{S}^5 and all the discussions of Fig. 8 and 9 and the associated discussion also apply to the present case leading to unnecessary multi-critical points.

6. Zig-zag spin-octupole density wave insulator

The four triplets (two \mathcal{J}_{1u}^o and two \mathcal{J}_{2u}^o) in Eq. 61e and 61f correspond to two different types of spin-octupolar density wave patterns (of the type given by Fig. 11). This can be shown by an analysis similar to that in Eq. 119. Note that the two triplets in each of the representations break the same symmetries and hence they are not counted as distinct phases.

Notably, each triplet is made up of non-compatible members. Thus while the generic linear combination of the masses (Eq. 90) gap out all the fermions, there are special linear combinations, similar to the zig-zag spin-quadrupole density waves (Eq. 117) where fermions become gapless giving rise to unnecessary multi-critical points.

a. The \mathcal{J}_{1u}^o triplets: Two such triplets given by Eqs. 61e and Eq. 61f correspond to zig-zag ordering in

$$\begin{aligned} & \frac{\sqrt{3}\Sigma_{14} - \Sigma_{15}}{2} - \frac{\sqrt{3}\Sigma_{24} + \Sigma_{25}}{2}, \\ & \Sigma_{35} - \frac{\sqrt{3}\Sigma_{24} + \Sigma_{25}}{2}, \\ & \Sigma_{35} + \frac{\sqrt{3}\Sigma_{14} - \Sigma_{15}}{2}, \end{aligned} \quad (122)$$

and

$$\begin{aligned} & \frac{\sqrt{3}\Sigma_{15} + \Sigma_{14}}{2} + \frac{\sqrt{3}\Sigma_{25} - \Sigma_{24}}{2}, \\ & \Sigma_{34} + \frac{\Sigma_{24} - \sqrt{3}\Sigma_{25}}{2}, \\ & \Sigma_{34} - \frac{\sqrt{3}\Sigma_{15} + \Sigma_{14}}{2} \end{aligned} \quad (123)$$

respectively. The zig-zag patterns for the first mass of both the triplets are similar to the one shown in Fig. 11 while that for the other two are obtained by rotating this pattern by $\pm 2\pi/3$.

The fermion bilinear corresponding to the two triplets is given by

$$\begin{aligned} & -i \langle \bar{\chi} \left((\Sigma_{15} - \sqrt{3}\Sigma_{14}) \zeta_2 + (\sqrt{3}\Sigma_{24} + \Sigma_{25}) \zeta_3 \right) \chi \rangle / 2\sqrt{2}, \\ & -i \langle \bar{\chi} \left(-(\sqrt{3}\Sigma_{24} + \Sigma_{25}) \zeta_1 - 2\Sigma_{35}\zeta_2 \right) \chi \rangle / 2\sqrt{2}, \\ & -i \langle \bar{\chi} \left((\Sigma_{15} - \sqrt{3}\Sigma_{14}) \zeta_1 + 2\Sigma_{35}\zeta_3 \right) \chi \rangle / 2\sqrt{2} \end{aligned} \quad (124)$$

for and

$$\begin{aligned} & -i \langle \bar{\chi} \left((-\Sigma_{24} + \sqrt{3}\Sigma_{25})\zeta_3 + (\Sigma_{14} + \sqrt{3}\Sigma_{15})\zeta_2 \right) \chi \rangle / 2\sqrt{2}, \\ & -i \langle \bar{\chi} \left((-\Sigma_{24} + \sqrt{3}\Sigma_{25})\zeta_1 + 2\Sigma_{34}\zeta_2 \right) \chi \rangle / 2\sqrt{2}, \\ & -i \langle \bar{\chi} \left(-(\Sigma_{14} + \sqrt{3}\Sigma_{15})\zeta_1 + 2\Sigma_{34}\zeta_3 \right) \chi \rangle / 2\sqrt{2}. \end{aligned} \quad (125)$$

For a generic linear combination of the three masses (similar to Eq. 90) for each of the two triplets, the degeneracy and the magnitude of the fermionic gap change for different points on the sphere, S^2 (middle panel of Fig. 8), as members of each triplet are incompatible. The fermionic spectrum corresponding to the three points A, B , and C on the sphere in Fig. 8 are shown in the bottom panel of the same figure. This clearly shows the change in the degeneracy of each of the fermionic bands as well as the change in the fermionic gap. For a general point on S^2 (e.g., points C, D on the sphere in Fig. 8), the fermionic spectrum has eight bands, each of which is 2-fold degenerate. However, for the points on the great circles obtained by setting one of the Δ_i s to zero (blue circles on the sphere in Fig 8 which includes the point A), the spectrum has four bands and each of these is 4-fold degenerate. Finally, for the special eight isolated points given by Eq. 95 (such as point B on the sphere in Fig. 8),

the fermion gap closes partially giving rise to *four* gapless fermionic modes while the rest of the bands remain gapped and two-fold degenerate.

The above pattern is best understood by performing a basis transformation (similar in spirit to Eq. 91) which allows useful insights into the breaking of the $SU(8)$ symmetry by the above masses. We explicitly discuss this for the first triplet given by Eq. 124. This basis transformation is defined by

$$\chi'' = U'' \chi, \quad (126)$$

where

$$U'' = \Sigma_0 \otimes \begin{pmatrix} \sigma_0 & \\ & i\sigma_2 \end{pmatrix}. \quad (127)$$

The form of the Dirac Matrices in this new basis is $\gamma_0'' = \Sigma_0 \tau_0 \sigma_3$, $\gamma_1'' = \Sigma_0 \tau_0 \sigma_2$, $\gamma_2'' = -\Sigma_0 \tau_0 \sigma_1$ such that the $SU(8)$ generators (\mathcal{P} in Eq. 29), that commute with the Dirac matrices, in the transformed basis, must have the form :

$$\mathcal{P}'' = \Sigma_a \tau_\beta \sigma_0. \quad (128)$$

The six masses in Eqs. 124 and 125, in this new basis have the following form

$$-i \bar{\chi}'' \gamma_0'' (\mathcal{R} \otimes \sigma_3) \chi'', \quad (129)$$

where \mathcal{R} are 8×8 Hermitian matrices.

The residual subgroup of the $SU(8)$ in presence of these masses can be obtained from the set of 8×8 linearly independent matrices that commute with \mathcal{R} . As shown in Appendix H, this yields the following :

- At generic points such as C, D on the sphere in Fig. 8, the $SU(8)$ symmetry breaks down to $U(1) \otimes [U(1) \otimes U(1) \otimes U(1)]^2$ and there are no zero modes (Fig. 8(e)).
- For the points on the blue great circles (e.g., point A), the $SU(8)$ symmetry breaks down to $U(1) \otimes [U(1) \otimes SO(4)] \otimes [U(1) \otimes SO(4)]$ and there are no zero modes but because of the larger residual symmetry, the gapped modes have a higher degeneracy (Fig. 8(d)).
- Finally, at the special points where all the Δ_i have equal magnitude (e.g., point B in Fig. 8), the $SU(8)$ symmetry is broken to $U(1) \otimes U(1) \otimes U(1) \otimes U(2) \otimes SO(4)$. Thus, the isolated gapless points have higher symmetry compared to it's nearby points. This high symmetry preserves a zero block in the \mathcal{R} matrix (Eq. H3) and this protects the four gapless fermion modes (Fig. 8(f)).

b. \mathcal{J}_{2u}^o triplets: We now discuss the two \mathcal{J}_{2u}^o triplets. The geometric order and the $SU(8)$ symmetry breaking of these masses are similar to the two \mathcal{J}_{1u}^o triplets leading

respectively to zig-zag ordering of

$$\begin{aligned} & \frac{\sqrt{3}\Sigma_{14} - \Sigma_{15}}{2} + \frac{\sqrt{3}\Sigma_{24} + \Sigma_{25}}{2}, \\ & \Sigma_{35} + \frac{\sqrt{3}\Sigma_{24} + \Sigma_{25}}{2}, \\ & \Sigma_{35} - \frac{\sqrt{3}\Sigma_{14} - \Sigma_{15}}{2}, \end{aligned} \quad (130)$$

and

$$\begin{aligned} & \frac{\Sigma_{14} + \sqrt{3}\Sigma_{15}}{2} + \frac{\Sigma_{24} - \sqrt{3}\Sigma_{25}}{2}, \\ & \Sigma_{34} + \frac{\sqrt{3}\Sigma_{25} - \Sigma_{24}}{2}, \\ & \Sigma_{34} - \frac{\sqrt{3}\Sigma_{15} + \Sigma_{14}}{2}, \end{aligned} \quad (131)$$

spin-octupole operators.

The corresponding masses are given by

$$\begin{aligned} & \left\langle \left\langle -i\bar{\chi} \frac{-(\Sigma_{25} + \sqrt{3}\Sigma_{24})\zeta_3 + (\Sigma_{15} - \sqrt{3}\Sigma_{14})\zeta_2}{2\sqrt{2}} \chi \right\rangle \right\rangle, \\ & \left\langle \left\langle -i\bar{\chi} \frac{-(\Sigma_{25} + \sqrt{3}\Sigma_{24})\zeta_1 + 2\Sigma_{35}\zeta_2}{2\sqrt{2}} \chi \right\rangle \right\rangle, \\ & \left\langle \left\langle -i\bar{\chi} \frac{(\sqrt{3}\Sigma_{14} - \Sigma_{15})\zeta_1 + 2\Sigma_{35}\zeta_3}{2\sqrt{2}} \chi \right\rangle \right\rangle \neq 0, \end{aligned} \quad (132)$$

for the \mathcal{J}_{2u}^o triplet in Eq. 61e and

$$\begin{aligned} & \left\langle \left\langle -i\bar{\chi} \frac{(\Sigma_{24} - \sqrt{3}\Sigma_{25})\zeta_3 + (\Sigma_{14} + \sqrt{3}\Sigma_{15})\zeta_2}{2\sqrt{2}} \chi \right\rangle \right\rangle, \\ & \left\langle \left\langle -i\bar{\chi} \frac{(-\Sigma_{24} + \sqrt{3}\Sigma_{25})\zeta_1 - 2\Sigma_{34}\zeta_2}{2\sqrt{2}} \chi \right\rangle \right\rangle, \\ & \left\langle \left\langle -i\bar{\chi} \frac{(\Sigma_{14} + \sqrt{3}\Sigma_{15})\zeta_1 + 2\Sigma_{34}\zeta_3}{2\sqrt{2}} \chi \right\rangle \right\rangle \neq 0. \end{aligned} \quad (133)$$

for the \mathcal{J}_{2u}^o triplet is given by Eq. 61f.

Similar to the \mathcal{J}_{1u}^o triplets discussed above, the SU(8) symmetry breaking for these two triplets depend on the position on the sphere described by the Δ_i s in Eq. 90. In fact, the SU(8) symmetry breaking for these two triplets is the same as that of the \mathcal{J}_{1u}^o masses discussed before.

The existence of the isolated gapless points in all the four above zig-zag triplets can be understood as *unnecessary multi-critical points* as before (see discussion near Eq. 95) within the context of microscopic symmetries and represent the non-trivial embedding of the underlying UV symmetries in the enlarged IR symmetry group. Similar to the case of \mathcal{J}_{1u}^e masses discussed above, the existence of such isolated points can be understood as a projection of higher dimensional critical surface on the triplet

sphere. Here, however, here we have to consider a 17-dimensional sphere, \mathcal{S}^{17} arising from considering an 18-dimensional incompatible vector mass comprised of the masses given by Eqs. 61e and 61f. This is made up of the four zig-zag triplets along with two \mathcal{E}_u^o doublets the \mathcal{A}_{1u}^o and \mathcal{A}_{2u}^o singlets. Then, on projecting back to the \mathcal{S}^2 spheres spanned by each zig-zag triplet, the isolated points are obtained as a projection of the gapless parts on \mathcal{S}^{17} .

B. Density wave semimetals

There are 18 density wave semimetals divided into four triplets ($\mathcal{J}_{1g}^e, \mathcal{J}_{1g}^o, \mathcal{J}_{2g}^e, \mathcal{J}_{2g}^o$), two doublets ($\mathcal{E}_g^e, \mathcal{E}_g^o$) and two singlets ($\mathcal{A}_{1u}^o, \mathcal{A}_{2u}^o$). The analogs of these semimetals are absent in graphene [49]. These 18 density wave semimetals can be divided up into two categories depending on the number of gapless fermionic modes which, for the first set is at least *four* and the second set is always *eight*. Insights into these two sets is best obtained by using the global basis (Eq. 6) as discussed in Appendix J. As noted in Section III, in the global basis, there are four doubly degenerate Dirac nodes at Γ , M_1 , M_2 , M_3 points in the Brillouin zone as shown in Fig. 14. To reiterate the crucial aspect, the IR space group does not mix the Dirac spinor at Γ point with the other three at the M points, in other words, the former behaves as a ‘‘singlet’’ and the latter behaves as a ‘‘triplet’’ as mentioned before. As far as the irreducible masses go, this feature throws up the two categories mentioned above : (1) Irreducible masses that vanish on for the spinor at the Γ -point and leave the Dirac cone at Γ ungapped – these are dubbed Γ -Dirac Semimetals (Γ -DSM) guaranteeing *at least four* gapless Dirac modes which do not depend on the mass parameters, and, (2) the masses that couple the Dirac spinors at each M_i ($i = 1, \dots, 3$) to that at the Γ -point but the Dirac spinors at the M-points do not directly couple to each other and this guarantees the existence of *eight* zero modes – phases thus realized are dubbed M-Dirac Semimetals (M-DSM). Six masses that makeup two triplets ($\mathcal{J}_{2g}^e, \mathcal{J}_{1g}^o$) correspond to M-DSM that give rise to the stripy spin-quadrupole and spin-octupole density waves. The rest of the 12 masses are of Γ -DSM type. These consist of two singlets, two doublets and two triplets. The two singlets ($\mathcal{A}_{1u}^o, \mathcal{A}_{2u}^o$) give rise to staggered spin-octupole density waves, the two doublets ($\mathcal{E}_g^e, \mathcal{E}_g^o$) make up, respectively, ferro spin-quadrupole and spin-octupole density waves. The two triplets ($\mathcal{J}_{2g}^o, \mathcal{J}_{1g}^e$) form stripy spin-octupole and spin-quadrupole density waves respectively. Finally, the number of gapless Dirac nodes for the Γ -DSM can be greater than four for a specific linear combination of masses as discussed below. In Appendix I1, we note an interesting structure of the above 18 masses with respect to their transformation under SU(8).

1. Staggered (“Néel”) spin-octupole density wave semimetal

The two TR odd masses that form the \mathcal{A}_{1u}^o and \mathcal{A}_{2u}^o singlet masses in Eqs. 61e and 61f respectively are given by

$$-i \left\langle \bar{\chi} \left(\frac{\Sigma_{35}\zeta_1}{\sqrt{3}} - \frac{(\sqrt{3}\Sigma_{14} - \Sigma_{15})\zeta_3}{2\sqrt{3}} + \frac{(\sqrt{3}\Sigma_{24} + \Sigma_{25})\zeta_2}{2\sqrt{3}} \right) \chi \right\rangle \quad (134)$$

and

$$-i \left\langle \bar{\chi} \left(\frac{\Sigma_{34}\zeta_1}{\sqrt{3}} + \frac{(\Sigma_{14} + \sqrt{3}\Sigma_{15})\zeta_3}{2\sqrt{3}} + \frac{(\Sigma_{24} - \sqrt{3}\Sigma_{25})\zeta_2}{2\sqrt{3}} \right) \chi \right\rangle. \quad (135)$$

These represent spin-octupole ordering in

$$\begin{aligned} \Sigma_{35} + \frac{\sqrt{3}\Sigma_{14} - \Sigma_{15}}{2} - \frac{\sqrt{3}\Sigma_{24} - \Sigma_{25}}{2} = \\ \frac{2}{3\sqrt{3}} [(J_z J_x J_x + c.p) + (J_y J_z J_z + c.p) + (J_x J_y J_y + c.p) \\ - (J_z J_y J_y + c.p) - (J_y J_x J_x + c.p) - (J_x J_z J_z + c.p)] \end{aligned} \quad (136)$$

and

$$\begin{aligned} \Sigma_{34} - \frac{\Sigma_{14} + \sqrt{3}\Sigma_{15}}{2} - \frac{\Sigma_{24} - \sqrt{3}\Sigma_{25}}{2} = \\ \frac{2}{3}(J_x^3 + J_y^3 + J_z^3) - \frac{13}{6}(J_x + J_y + J_z) \end{aligned} \quad (137)$$

respectively where “ $c.p$ ” in Eq. 136 refers to all possible cyclic permutations of the operators. The main difference between the two spin-octupolar orders is the fact that the former is odd under reflection, σ_d (see Table IX) while the latter is even under it. Both, however, are odd under inversion.

In either case, the fermionic dispersion is given by Fig. 12 with twelve of the fermionic modes are gapped while the other four are gapless which can be understood from Eq. 144 discussed below. Hence they represent two-sublattice staggered spin-octupolar density wave semimetals of Γ -DSM type where the symmetry breaking pattern is given by Fig. 10.

The gapless fermionic modes are protected by $\mathbf{T}\mathbf{I} \times \mathbf{SU}(2)_{\text{IR}}$, where $\mathbf{T}(\mathbf{I})$ is the microscopic time reversal (inversion) as given by Table V and $\mathbf{SU}(2)_{\text{IR}}$ is a subgroup of the emergent $\mathbf{SU}(8)$ which is best understood via a basis transformation for the spinors as

$$\bar{\chi} = U\chi, \quad (138)$$

where U is a 16×16 unitary matrix given by Eq. 11 of Appendix I. This transformation relates the low energy

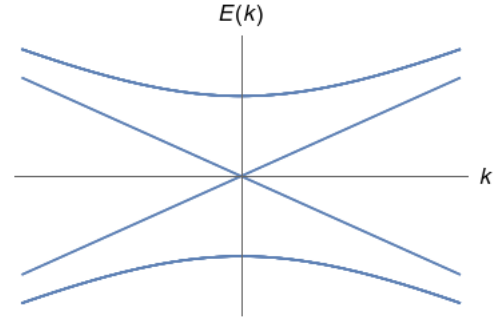


FIG. 12. Energy spectrum for the fermions along the $k_x = k_y$ line in presence of either of the singlet masses written in Eq. 134, 135. Each of the gapless bands is two-fold degenerate. So there are four gapless fermion.

Dirac fermions in the local basis (Eq. 16) with those in the global basis (Eq. 6 and Appendix J).

The free Dirac Hamiltonian (Eq. 23) in this new basis is given by

$$H_D = v_F \int d^2x \bar{\chi}^\dagger \left(i\mu_0 \tilde{\Sigma}_{23} \partial_x - i\mu_0 \tilde{\Sigma}_{24} \partial_y \right) \chi. \quad (139)$$

where we have introduced two new set of 4×4 matrices, μ_i and $\tilde{\Sigma}_i$ which mixes the flavour and chiral spaces non-trivially. While the form of the $\tilde{\Sigma}_i$ matrices is the same as the Σ_i matrices defined in Appendix C, unlike the latter, they do not exclusively act on the flavour space. The μ_i (for $i = 1, \dots, 15$) matrices, on the other hand, are $\mathbf{SU}(4)$ Gell-Mann matrices which are defined in Ref. [96] with $\mu_0 = \mathbb{I}_4$. The combination of $\mu_i \tilde{\Sigma}_j$ then gives a new set of 256 linearly independent 16×16 matrices. Such a combined basis is essential to capture the essence of the mixed masses that we are dealing with, which, in turn, stems from the underlying SOC. Equivalently the free Dirac Lagrangian in this new basis is given by Eq. 1 where

$$\tilde{\gamma}_0 = -\mu_0 \tilde{\Sigma}_{34}, \quad \tilde{\gamma}_1 = -\mu_0 \tilde{\Sigma}_{24}, \quad \tilde{\gamma}_2 = \mu_0 \tilde{\Sigma}_{23}. \quad (140)$$

are the new Dirac matrices.

In this new basis, the mass terms can be written as $-i(\bar{\chi} \tilde{m} \chi)$, where \tilde{m} is a 16×16 Hermitian matrix. More explicitly, the \mathcal{A}_{1u}^o (Eq. 134) and \mathcal{A}_{2u}^o (Eq. 135) masses in this new basis are given by

$$-i \left\langle \bar{\chi} \left(\frac{\mu_8 - \sqrt{2}\mu_{15}}{\sqrt{3}} \tilde{\Sigma}_5 - \frac{\mu_0 + \sqrt{6}\mu_{15} - 2\mu_3}{2\sqrt{3}} \tilde{\Sigma}_{15} \right) \chi \right\rangle, \quad (141)$$

and

$$-i \left\langle \bar{\chi} \left(-\frac{(\sqrt{2}\mu_{15} - \sqrt{3}\mu_3 + 2\mu_8)}{3} \tilde{\Sigma}_5 + \frac{(-\sqrt{3}\mu_0 + \sqrt{2}\mu_{15} + 2\mu_8)}{2\sqrt{3}} \tilde{\Sigma}_{15} \right) \chi \right\rangle. \quad (142)$$

The advantage of the new *mixed* basis is the fact that when we decompose the 16-component spinor, $\tilde{\chi}$, into a stack of four 4-component ones as

$$\tilde{\chi} = (\tilde{\chi}_1^T, \tilde{\chi}_2^T, \tilde{\chi}_3^T, \tilde{\chi}_4^T)^T, \quad (143)$$

both the mass matrices in Eqs. 141 and 142 take the generic form

$$\tilde{m} = \left(\begin{array}{c|c} 0_{4 \times 4} & 0_{4 \times 12} \\ \hline 0_{12 \times 4} & \#_{12 \times 12} \end{array} \right), \quad (144)$$

where, $0_{m \times n}$ are $m \times n$ null matrices and $\#_{12 \times 12}$ is some 12×12 dimensional Hermitian matrix.

It is then clear that the mass matrix \tilde{m} has a decoupled four-dimensional zero block belonging to $\tilde{\chi}_1$ which gives rise to the gapless modes. In fact, the Dirac action for the $\tilde{\chi}_1$ sector is given by

$$S_{\tilde{\chi}_1} = v_F \int d\tau d^2x \bar{\tilde{\chi}}_1 \left(i\tilde{\Sigma}_{34}\partial_t + i\tilde{\Sigma}_{24}\partial_x - i\tilde{\Sigma}_{23}\partial_y \right) \tilde{\chi}_1, \quad (145)$$

which is similar to that of spinless graphene [49] and hence there is an *emergent chiral SU(2)* which we call $SU(2)_{\text{IR}}$. This $SU(2)_{\text{IR}}$ is generated by

$$\{\tilde{\Sigma}_1, \tilde{\Sigma}_5, \tilde{\Sigma}_{15}\}/2. \quad (146)$$

which is actually a projection of the $SU(2)$ generated by $\{\Sigma_4/2, \Sigma_5/2, \Sigma_{45}/2\}$ into the $\tilde{\chi}_1$ sector. This $SU(2)_{\text{IR}}$ along with \mathbb{T} and \mathbf{I} keeps the $\tilde{\chi}_1$ sector gapless.

It is interesting to consider the four fermion bilinear masses that can open up a gap in this sector. They are given by

$$-i\bar{\tilde{\chi}}_1\tilde{\chi}_1, \quad -i\bar{\tilde{\chi}}_1\tilde{\Sigma}_{15}\tilde{\chi}_1, \quad -i\bar{\tilde{\chi}}_1\tilde{\Sigma}_5\tilde{\chi}_1, \quad -i\bar{\tilde{\chi}}_1\tilde{\Sigma}_1\tilde{\chi}_1. \quad (147)$$

The first one is actually a $SU(2)_{\text{IR}}$ scalar, but, is odd under \mathbf{TI} and is actually a projection of a group-1, chiral mass, namely the ICI bilinear, $-i\bar{\chi}\chi$ (Eq. 68) to the $\tilde{\chi}_1$ subspace and hence itself transforms under a \mathcal{A}_{2g}^o singlet under the microscopic symmetries. Hence this mass breaks the \mathbf{TI} symmetry (or alternatively \mathbf{C}'_2 symmetry for the \mathcal{A}_{1u}^o singlet) in the $\tilde{\chi}_1$ sector. The resultant massive bands for the $\tilde{\chi}_1$ fermions have a non-zero Chern number while the already gapped $\tilde{\chi}_2, \tilde{\chi}_3$ and $\tilde{\chi}_4$ remain topologically trivial. This is unlike the ICI phase where all the bands have a non-zero Chern number as is required in that case due to the fact that the ICI mass, (unlike in the present case) is a $SU(4)$ singlet. Indeed, $-i\langle\tilde{\chi}_1\tilde{\chi}_1\rangle \neq 0$ leads to a $N_F = 1$ CS term of the form in Eq. 69 leading to a single gapless edge mode carrying electronic charge instead of four as in the case of ICI and hence represents a different phase more akin to an anomalous Hall phase.

The last three masses in Eq. 147 are \mathbf{TI} singlets but transform as a triplet under $SU(2)_{\text{IR}}$ and break it down

to $U(1)$ subgroup. These masses are best thought as projections of the group-2 and group-3 masses into the $\tilde{\chi}_1$ sector that are invariant under \mathbf{TI} that are simultaneously odd or even under both \mathbb{T} and \mathbf{I} . In particular, both the \mathcal{A}_{1g}^e masses in Eq. 75 and Eq. 104 project to the fourth mass term in Eq. 147. Also, each of the three \mathcal{E}_u^o doublets in Eq. 97, 110, 111 project to the second and the third masses of Eq. 147. It is important to note that while it may appear that the resultant phases may have edge modes since they are obtained as a projection of a mass which in unprojected form lead to symmetry-protected topological phase, this is not the case, because the respective symmetries are broken by Eq. 134 or 135.

2. Stripy spin-octupole density wave semimetal

There are two stripy spin-octupole phases, both TR odd triplets with distinct lattice symmetries, which differ in the nature of the spin-octupolar densities. These are given by \mathcal{J}_{1g}^o and \mathcal{J}_{2g}^o irreps in Eq. 61d which are respectively even and odd under \mathbf{C}'_2 . They correspond to stripy pattern (similar to Fig. 6) in the spin-octupole densities of

$$\frac{1}{\sqrt{2}}(\Sigma_{13} + \Sigma_{23}), \quad \frac{1}{\sqrt{2}}(\Sigma_{12} + \Sigma_{13}) \quad \text{and} \quad \frac{1}{\sqrt{2}}(\Sigma_{12} - \Sigma_{23}) \quad (148)$$

for the \mathcal{J}_{1g}^o and

$$\frac{1}{\sqrt{2}}(\Sigma_{13} - \Sigma_{23}), \quad \frac{1}{\sqrt{2}}(\Sigma_{12} - \Sigma_{13}) \quad \text{and} \quad \frac{1}{\sqrt{2}}(\Sigma_{12} + \Sigma_{23}) \quad (149)$$

for \mathcal{J}_{2g}^o .

For all the masses of these two triplets, a certain number of fermionic modes are always gapless. However, due to the difference in the symmetry representation, the number, structure and stability of the remnant gapless fermions are different. While a generic linear combination like Eq. 90 for the \mathcal{J}_{1g}^o mass *always* lead to eight gapless fermions, the number of gapless modes for \mathcal{J}_{2g}^o triplet varies. In this latter case, generically there are four gapless modes. However, for special linear combinations, this number increases to eight. Thus, the \mathcal{J}_{1g}^o and the \mathcal{J}_{2g}^o masses represent M-DSM and Γ -DSM types of semimetals respectively. Since the structure of the remnant gapless fermions affects the fate of the low energy theory and the nature of possible phase transitions, we discuss it in some more detail for the two cases separately.

In both cases, however, the structure and the symmetry protection of the fermions that remain gapless are best understood in the basis of $\tilde{\chi}$ spinors introduced in Eq. 138.

a. *The \mathcal{F}_{1g}^o triplet* : The three masses that form this triplet are

$$\begin{aligned} & -i \langle \bar{\chi} (-\Sigma_{13}\zeta_3 - \Sigma_{23}\zeta_2) \chi \rangle / \sqrt{2}, \\ & -i \langle \bar{\chi} (\Sigma_{12}\zeta_2 - \Sigma_{13}\zeta_1) \chi \rangle / \sqrt{2}, \\ & -i \langle \bar{\chi} (\Sigma_{23}\zeta_1 + \Sigma_{12}\zeta_3) \chi \rangle / \sqrt{2}. \end{aligned} \quad (150)$$

which, in the $\tilde{\chi}$ basis (Eq. 138), become

$$i\sqrt{2} \langle \tilde{\chi} \mu_2 \tilde{\Sigma}_5 \tilde{\chi} \rangle, -i\sqrt{2} \langle \tilde{\chi} \mu_5 \tilde{\Sigma}_0 \tilde{\chi} \rangle, -i\sqrt{2} \langle \tilde{\chi} \mu_9 \tilde{\Sigma}_5 \tilde{\chi} \rangle. \quad (151)$$

such that the mass matrices have the generic form

$$\tilde{m} = \left(\begin{array}{c|c} 0_{4 \times 4} & \#_{4 \times 12} \\ \hline \#_{4 \times 12}^\dagger & 0_{12 \times 12} \end{array} \right) \quad (152)$$

This generic structure should be contrasted with Eq. 144 which gave rise to four gapless modes from the $\tilde{\chi}_1$ sector. In the present case, Eq. 152 however gives rise to eight gapless modes. This is because any matrix of the form given in Eq. 152 always has eight zero eigenvalues. These gapless modes are protected by $\mathbf{C}'_2 \times \text{SO}(4)$ symmetry, where the $\text{SO}(4)$ is a subgroup of the $\text{SU}(8)$ which acts non-trivially only on the gapless fermions.

One can now consider gapping out these fermions. This can be done by doing a similar analysis as done for the masses in Eq. 134 and 135. As an example, for the first mass in this triplet, the $\tilde{\chi}_3$ and $\tilde{\chi}_4$ fermions are gapless. One can show that there are 16 independent fermion bi-linears that can gap out the $\tilde{\chi}_3$ and $\tilde{\chi}_4$ fermions in this case and the fate of the resultant phases can be analysed.

b. *The \mathcal{F}_{2g}^o Triplet* : The three masses in this triplet are

$$\begin{aligned} & \langle -i\bar{\chi} (\Sigma_{13}\zeta_3 - \Sigma_{23}\zeta_2) \chi \rangle / \sqrt{2}, \\ & \langle -i\bar{\chi} (-\Sigma_{13}\zeta_1 - \Sigma_{12}\zeta_2) \chi \rangle / \sqrt{2}, \\ & \langle -i\bar{\chi} (-\Sigma_{23}\zeta_1 + \Sigma_{12}\zeta_3) \chi \rangle / \sqrt{2}. \end{aligned} \quad (153)$$

which, in term of the $\tilde{\chi}$ spinors (Eq. 138), are given by

$$-i\sqrt{2} \langle \tilde{\chi} \mu_{14} \tilde{\Sigma}_5 \tilde{\chi} \rangle, i\sqrt{2} \langle \tilde{\chi} \mu_{12} \tilde{\Sigma}_0 \tilde{\chi} \rangle, -i\sqrt{2} \langle \tilde{\chi} \mu_6 \tilde{\Sigma}_5 \tilde{\chi} \rangle. \quad (154)$$

such that a generic linear combination of the form in Eq. 90, but in $\tilde{\chi}$ basis, is given by $-i\tilde{\chi}\tilde{m}\tilde{\chi}$ where the mass matrix has the generic form given by Eq. 144. Hence the $\tilde{\chi}_1$ sector gives rise to four gapless fermion modes similar to the Néel spin-octupole density wave semimetal (see the discussion following Eq. 144). The rest of the discussion proceeds similarly to that of Néel spin-octupole density wave semimetal. However here the \mathbf{C}'_2 is already broken and the ICI mass term is generically allowed by symmetry.

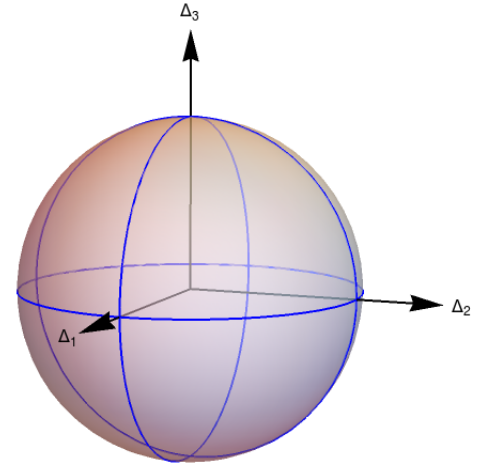


FIG. 13. Gapless manifold for the triplet Γ -DSMs : Linear combinations of the form given in Eq. 90 for the triplet Γ -DSMs is represented on the surface of a unit sphere. The three great circles shown here are obtained by setting one of the Δ_i s to zero in Eq.90. For the triplet Γ -DSMs in Eqs. 153 and 160, on these great circles, the number of gapless modes is eight as opposed to only four at other points on the sphere.

In the present case, however, the $\#_{12 \times 12}$ block has a further rich structure that is immediately evident from writing the mass matrix, \tilde{m} , explicitly

$$\tilde{m} = \begin{pmatrix} 0 & 0 & 0 & 0 \\ 0 & 0 & -\Delta_3 \tilde{\Sigma}_{15} & -i\Delta_2 \\ 0 & -\Delta_3 \tilde{\Sigma}_{15} & 0 & -i\Delta_1 \tilde{\Sigma}_5 \\ 0 & i\Delta_2 & i\Delta_1 \tilde{\Sigma}_5 & 0 \end{pmatrix} \quad (155)$$

It is clear that if one or two of the Δ_i in Eq. 155 are zero, then \tilde{m} has extra four zero eigenvalues and hence total eight fermionic modes are gapless in this case. This is shown in Fig. 13, where we represent the linear combination of the masses on the sphere as before. For the three great circles (in Fig. 13) that lie in the three coordinate planes, there are eight gapless modes present. For any other point, the number of gapless modes is four.

3. Stripy spin-quadrupole density wave semimetal

There are two distinct stripy spin-quadrupolar density wave semimetal phases both of which are TR even but have distinct lattice symmetries. These are the two triplets given by \mathcal{F}_{1g}^e and \mathcal{F}_{2g}^e irreps in Eq. 61c. While the first triplet is even under \mathbf{C}'_2 and corresponds to the stripy pattern (similar to Fig. 6) in the spin-quadrupoles

$$\frac{1}{\sqrt{2}}(\Sigma_1 - \Sigma_2), \frac{1}{\sqrt{2}}(\Sigma_2 - \Sigma_3) \text{ and } \frac{1}{\sqrt{2}}(\Sigma_1 - \Sigma_3), \quad (156)$$

the second is inversion even and gives rise to stripy pattern in a different set of spin-quadrupoles given by

$$\frac{1}{\sqrt{2}}(\Sigma_1 + \Sigma_2), \frac{1}{\sqrt{2}}(\Sigma_2 + \Sigma_3) \text{ and } \frac{1}{\sqrt{2}}(\Sigma_1 + \Sigma_3). \quad (157)$$

Each of these masses breaks the flavour SU(4) to SU(2). E.g., the residual SU(2) for the first mass in both the triplets is generated by $\{\Sigma_{34}, \Sigma_{35}, \Sigma_{45}\}$.

In spite of the opposite behavior under time reversal, \mathbb{T} , the structure of these masses is very similar to the two triplets in Eq. 150, 153 discussed above that represent stripy spin-octupolar density wave semimetals. The analysis of the remnant gapless modes proceeds in the same way except for the fact that now the \mathcal{F}_{2g}^e triplet always has eight gapless fermionic modes and is a M-DSM type semimetal while the \mathcal{F}_{1g}^e triplet is a Γ -DSM type semimetal which generically has four gapless modes except at special combination of the mass as shown in Fig. 13. Here we briefly summarise this structure for completeness.

a. The \mathcal{F}_{2g}^e triplet: The three components of the \mathcal{F}_{2g}^e triplet are given by

$$\begin{aligned} & -i \langle \bar{\chi} (-\Sigma_1 \zeta_2 + \Sigma_2 \zeta_3) \chi \rangle / \sqrt{2}, \\ & -i \langle \bar{\chi} (\Sigma_3 \zeta_2 + \Sigma_2 \zeta_1) \chi \rangle / \sqrt{2}, \\ & -i \langle \bar{\chi} (\Sigma_3 \zeta_3 + \Sigma_1 \zeta_1) \chi \rangle / \sqrt{2}. \end{aligned} \quad (158)$$

which in the $\tilde{\chi}$ basis (Eq. 138) is given by

$$-i\sqrt{2} \langle \tilde{\chi} \mu_1 \tilde{\Sigma}_{15} \tilde{\chi} \rangle, i\sqrt{2} \langle \tilde{\chi} \mu_5 \tilde{\Sigma}_1 \tilde{\chi} \rangle, -i\sqrt{2} \langle \tilde{\chi} \mu_{10} \tilde{\Sigma}_{15} \tilde{\chi} \rangle. \quad (159)$$

These masses have the same form as in Eq. 152 and hence these give rise to eight gapless fermions. The gaplessness of these modes is similarly protected via lattice symmetries and various subgroups of SU(8).

b. The \mathcal{F}_{1g}^e triplet: The three masses of the the \mathcal{F}_{1g}^e triplet are given by

$$\begin{aligned} & \langle -i\bar{\chi} (-\Sigma_1 \zeta_2 - \Sigma_2 \zeta_3) \chi \rangle / \sqrt{2}, \\ & \langle -i\bar{\chi} (-\Sigma_3 \zeta_2 + \Sigma_2 \zeta_1) \chi \rangle / \sqrt{2}, \\ & \langle -i\bar{\chi} (\Sigma_3 \zeta_3 - \Sigma_1 \zeta_1) \chi \rangle / \sqrt{2}. \end{aligned} \quad (160)$$

In $\tilde{\chi}$ basis, these masses have the form

$$i\sqrt{2} \langle \tilde{\chi} \mu_{13} \tilde{\Sigma}_{15} \tilde{\chi} \rangle, i\sqrt{2} \langle \tilde{\chi} \mu_{11} \tilde{\Sigma}_1 \tilde{\chi} \rangle, i\sqrt{2} \langle \tilde{\chi} \mu_7 \tilde{\Sigma}_{15} \tilde{\chi} \rangle. \quad (161)$$

Any linear combination (Eq. 90) of these masses can be written as $-i\tilde{\chi} \tilde{m} \tilde{\chi}$ where again \tilde{m} has the structure given by Eq. 144, albeit with different entries, *i.e.*,

$$\tilde{m} = \begin{pmatrix} 0 & 0 & 0 & 0 \\ 0 & 0 & -i\Delta_3 \tilde{\Sigma}_{15} & \Delta_2 \tilde{\Sigma}_1 \\ 0 & i\Delta_3 \tilde{\Sigma}_{15} & 0 & \Delta_1 \tilde{\Sigma}_{15} \\ 0 & \Delta_2 \tilde{\Sigma}_1 & \Delta_1 \tilde{\Sigma}_{15} & 0 \end{pmatrix}. \quad (162)$$

Therefore it gives rise to four gapless Dirac fermions except for the three great circles where there are four additional gapless modes due to additional zeros in the $\#_{12 \times 12}$ sector similar to Eq. 155.

4. Ferro spin-quadrupole semimetal

The \mathcal{E}_g^e doublet in Eq. 61c corresponds to uniform (ferro) ordering of the spin-quadrupole densities in $(\Sigma_1 - \Sigma_2)/\sqrt{2}$ and $(2\Sigma_3 - \Sigma_1 - \Sigma_2)/\sqrt{6}$. The corresponding two masses are given by :

$$\begin{aligned} & \langle -i\bar{\chi} (-\Sigma_1 \zeta_3 + \Sigma_2 \zeta_2 \chi) \rangle / \sqrt{2}, \\ & \langle -i\bar{\chi} (\Sigma_1 \zeta_3 + \Sigma_2 \zeta_2 + \Sigma_3 \zeta_1) \chi \rangle / \sqrt{6}. \end{aligned} \quad (163)$$

These two masses do not fully gap out the fermions and hence represent ferro-quadrupolar density wave semimetals. Moreover, depending on the linear combination of these two masses, the number of gapless modes change due to the change in the residual symmetry— similar to the case described above by Eq. 155, but now on a circle, *i.e.* S^1 . This is a fallout of the fact that the two masses are non-compatible. Consider a generic linear combination of the two masses of the form akin to Eq. 90, but now on a circle, *i.e.*, $-i\tilde{\chi} m(\vartheta) \chi$, where

$$m(\vartheta) = \cos \vartheta m_1 + \sin \vartheta m_2, \quad (164)$$

and $\{m_1, m_2\}$ represent the two mass matrices in Eq. 163 and $\vartheta \in (0, 2\pi]$. For a generic value of ϑ , there are four gapless modes in the spectrum and thus, this doublet is a Γ -DSM type semimetal. The flavour SU(4) is broken down to U(1) at these points. However, for special isolated values of $\vartheta = \frac{n\pi}{3}$ (with $n = 0, 1, \dots, 5$), there are eight gapless modes since the flavour SU(4) is only broken down to SU(2). Thus, the residual symmetry is larger for the case where there are extra gapless modes.

The appearance of the gapless modes for these masses are better understood in the $\tilde{\chi}$ basis introduced in Eq. 143. In this basis, the masses in Eq. 163 are given by

$$\begin{aligned} & \langle -i\bar{\tilde{\chi}} \left(-\sqrt{3}\mu_0 + \mu_{15} + \sqrt{2}\mu_8 \right) \tilde{\Sigma}_1 \tilde{\chi} \rangle / \sqrt{3}, \\ & \langle -i\bar{\tilde{\chi}} (\mu_0 + \sqrt{3}\mu_{15} - \sqrt{2}\mu_3) \tilde{\Sigma}_1 \tilde{\chi} \rangle / \sqrt{3}. \end{aligned} \quad (165)$$

such that the generic mass matrix in Eq. 164 is $-i\tilde{\chi} \tilde{m}(\vartheta) \tilde{\chi}$ where

$$\tilde{m}(\vartheta) = \sqrt{2} \begin{pmatrix} 0 & 0 & 0 & 0 \\ 0 & \frac{2\sin \vartheta}{\sqrt{3}} & 0 & 0 \\ 0 & 0 & \frac{\sin \vartheta}{\sqrt{3}} - \cos \vartheta & 0 \\ 0 & 0 & 0 & -\cos \vartheta - \frac{\sin \vartheta}{\sqrt{3}} \end{pmatrix} \otimes \tilde{\Sigma}_1. \quad (166)$$

Thus, the $\tilde{\chi}_1$ spinors defined in Eq. 143 are always gapless, accounting for the four gapless fermions for generic ϑ . Also, for the special values of ϑ specified before, either the $\tilde{\chi}_2, \tilde{\chi}_3$ or the $\tilde{\chi}_4$ spinors also become gapless.

The gaplessness of the $\tilde{\chi}_1$ modes for generic values of ϑ is protected by TR symmetry and the SU(2)_{IR} subgroup of the SU(8). For the special values of ϑ where there are

extra gapless modes, the residual symmetry also becomes large compared to that for other values of ϑ . This is evident because, as mentioned before, the flavour SU(4) breaks down to U(1) at generic values of ϑ . But for the special values noted above, it only breaks down to SU(2).

5. Ferro spin-octupole semimetal

The \mathcal{E}_g^o doublet in Eq. 61d represent uniform (ferro) ordering in the spin-octupoles given by $(\Sigma_{13} + \Sigma_{23})/\sqrt{6}$ and $(2\Sigma_{12} + \Sigma_{13} - \Sigma_{23})/3\sqrt{2}$ respectively. These masses are given by :

$$\begin{aligned} & \langle -i\bar{\chi}(\Sigma_{13}\zeta_2 + \Sigma_{23}\zeta_3)\chi \rangle / \sqrt{2}, \\ & \langle -i\bar{\chi}(2\Sigma_{12}\zeta_1 - \Sigma_{13}\zeta_2 + \Sigma_{23}\zeta_3)\chi \rangle / \sqrt{6}. \end{aligned} \quad (167)$$

Any linear combination of these masses of the form in Eq. 164 breaks down the flavour SU(4) to SU(2) generated by $\{\Sigma_4, \Sigma_5, \Sigma_{45}\}$.

Similar to the ferro spin-quadrupole doublet in Eq. 163, there are at least four gapless modes present for the masses in this doublet. Thus, this doublet is also a Γ -DSM type semimetal. The number of these gapless modes again depends on their linear combination because of the non-compatibility of these masses and are best analysed in the $\tilde{\chi}$ basis (Eq. 138). In this basis, the two masses in Eq. 167 are given by

$$\begin{aligned} & \langle -i\tilde{\chi} \left(2\mu_{15} - \sqrt{2}\mu_8 \right) \tilde{\Sigma}_0 \tilde{\chi} \rangle / \sqrt{3}, \\ & \langle -i\tilde{\chi} \left(-2\mu_{15} + \sqrt{6}\mu_3 - 2\sqrt{2}\mu_8 \right) \tilde{\Sigma}_0 \tilde{\chi} \rangle / 3. \end{aligned} \quad (168)$$

such that the mass matrices have the generic form given by Eq. 144. Hence the $\tilde{\chi}_1$ modes are always gapless. In addition, considering linear combinations as in Eq. 164, for some special values of ϑ given by $\vartheta = (2n + 1)\frac{\pi}{6}$ with $n = 0, 1, \dots, 5$, there are extra gapless modes whose existence can be understood via an analysis similar to the ferro-quadrupolar doublet in Eq. 163 discussed before. However, unlike this previous case, this doublet breaks TR symmetry. So, for generic values of ϑ , the $\tilde{\chi}_1$ spinors can be gapped out by turning on the ICI mass which does not break any further symmetries. Hence the leftover gapless modes are less robust and can easily give way to a $N_F = 1$ ICI phase.

IX. DISCUSSION AND OUTLOOK

In this paper, we have described a material context of realising SU(8) Dirac fermions in the presence of strong SOC in two-dimensional honeycomb lattices with quarter filled $j = 3/2$ electronic orbitals. The resultant semimetal allows for non-trivial implementation of the microscopic symmetries at low energies that is reflected in the spontaneous symmetry broken and SPT phases

proximate to the Dirac semimetal. The spontaneous symmetry-breaking phases reflect indelible signatures of the underlying strong SOC that intertwines the real and spin spaces via the nature of their symmetry-breaking while the SPTs represent interesting realisations of edge physics. Of particular interest are a class of density-wave semimetals where a subset of Dirac fermions remain gapless and are protected by subgroups of the emergent SU(8).

All these phases can be accessed via finite electron-electron interactions, which leads to a plethora of interaction-driven transitions of the Gross-Neveu-Yukawa type [46, 52–55]. Indeed, the implementation of symmetries allows for several unnecessary phase transitions[66] within a single phase, in particular unnecessary multicritical points, arising due to non-compatibility of fermion bilinears. A second class of such transitions involves the spin-density wave semimetals where a subset of gapless fermions survive on the symmetry-broken side. Finally, the present classification of masses also predicts a newer class of transitions involving the topological defects of the order parameters. In particular, a triplet quantum spin-octupole Hall order parameter allows skyrmion defects that carry four units of electronic charge such that the condensation of such bosonic skyrmions naturally leads to $4e$ superconductivity.

The SU(8) Dirac semimetal thus provides for new phases engendered by the symmetry implementation owing to the SOC as well as offers opportunities to pose a more general set of questions. What aspects of these results hold in a more general setting? For example, in the case discussed here, the problem is reduced to studying a honeycomb system with π -flux and an SU(4) global symmetry. What aspects of the results will hold if a system realizes a π -flux state with SU(N) symmetry?

We address this question by constructing and studying a model which realizes a π -flux state with a global SU(2) symmetry in appendix XII. We also find three groups of masses (chiral, flavor, and mixed) in the SU(2) case. Not unexpectedly, we find that the chiral masses (see appendix. XII A) have exactly similar structure $\mathbf{4} = \mathbf{1} \oplus \mathbf{3}$ with an integer Chern insulator and a triplet stripy density wave. The flavor masses (appendix. XII A) also have a similar structure, with a single triplet corresponding to a quantum dipolar Hall mass. The SU(4) case discussed in the main text realizes other SU(4) symmetry broken phases as the flavour space is larger, offering more possibilities. In particular, some of the SU(4) flavour masses offer the possibility of unnecessary multicritical points, as mentioned above (owing their non-compatibility of the mass components); the SU(2) flavour space of appendix. XII A is not large enough to realize such possibilities. The findings of the main text and appendix XII taken together suggest that the chiral masses have natural generalization to any SU(N) flavour system that realizes a π -flux through the honeycomb plaquette. Moreover, every flavor mass found for an SU(N) will have a

counterpart for $SU(N')$ ($N' > N$), with N' system offering a larger class of broken symmetry ordered phases. In this regard, it is useful to point out the importance of the underlying honeycomb lattice. It is easy to conceive models on a square lattice (in a fashion as done in appendix. XII C) that uses SOC to produce a π -flux per plaquette. The chiral masses in that case will have a $\mathbf{4} = \mathbf{1} \oplus \mathbf{1} \oplus \mathbf{2}$ structure, which is distinct from the $\mathbf{4} = \mathbf{1} \oplus \mathbf{3}$ structure realized in the honeycomb lattice. This will lead to different kinds of masses on a square lattice [38, 39, 42, 51, 97] than the honeycomb lattice.

The true richness of the symmetry implementation arising SOC is found in the mixed masses. One finds semimetallic phases even in the $SU(2)$ case (see appendix. XII C), and they have corresponding counterparts in $SU(4)$ case discussed in the main text. The $SU(2)$ case also realizes both types of semimetals (Γ -DSM and M-DSM). However, the $SU(4)$ case produces new phases such as the zig-zag ordered phases, which are not found in the case $SU(2)$. Thus the larger flavor space offers more interesting possibilities for realizing representations of the IR space group that entangle the chiral and flavor spaces that obtain exotic phases.

We end our discussion with two particular issues regarding the candidate d^1 materials – (1) the sub-leading hopping pathways and anisotropies in addition to the indirect hopping model (Eq. 9), and, (2) the strong coupling insulating limit. We discuss them in turn starting with the former. Eq. 9 disregards other hopping pathways like the direct overlap of d -orbitals and/or lattice distortions such as the trigonal distortion of the octahedral crystal field which are often relevant for candidate materials with stacked honeycomb structures. Such terms will generically explicitly break the $SU(4)$ symmetry. The effect of such terms, if small, can be systematically captured by starting with the $SU(4)$ limit and treating them in terms of the symmetry breaking they represent. In such cases, our classification of masses provides the list of instabilities of the Dirac semimetal, albeit with the explicit breaking of $SU(8)$ symmetry, but not lattice symmetries or microscopic time reversal. Within our classification scheme, these, then, have to belong to \mathcal{A}_{1g}^e irrep and there are precisely two such masses corresponding to ferro spin-quadrupole (Eqs. 104) and spin-octupole Hall (Eq. 75) phases respectively. This should be observable in candidate materials which realise such perturbations. In addition, there may be a loss of three fold rotation symmetry about the site due to unequal bond lengths as suggested in Ref. [78] for $ZrCl_3$. In this case the indirect hopping model (Eq. 9) retains $SU(4)$ symmetry on changing the amplitude of one of the bonds (say z -bonds in Fig. 2) compared to the other two since the hopping matrix structure (Eq. 10) is preserved. Notably, the Dirac points do not gap out without breaking further symmetries in this case [77] in accordance with the generalised Lieb-Schultz-Mattis-Affleck theorem [77, 98–104]. This robustness of the Dirac points to the breaking of three-fold rotation symmetry is differ-

ent from graphene (and indeed the Dirac points at the half-filled $SU(4)$ case [86]) where making one of the bond strengths different leads to the migration and eventual pairwise annihilation of the Dirac points [105].

A second source of breaking of $SU(8)$ symmetry of the low energy theory arises from generic four fermion interactions of the type given in Eq. 39 that are allowed by microscopic symmetries. They are given by the Lagrangian density $\sim \sum_{i,j} g_{ij} (\bar{\chi} M_i \chi) \cdot (\bar{\chi} M_j \chi)$ with $g_{ij} \neq g \delta_{ij}$ and i, j are summed over different irreps. Depending on the values of coupling constants g_{ij} , such terms would preferentially enhance the possibility of one phase at the cost of another amongst those listed above leading to a complex phase diagram with interesting phase transitions between them. An exhaustive enumeration of microscopic-symmetry-allowed short-range four fermion terms requires a more careful analysis.

Finally, in this work, we have explored the intermediate coupling regime of the $SU(8)$ Dirac semimetal. The strong coupling limit within a Hubbard model framework of the above model has been recently investigated [77] and this leads to $SU(4)$ Heisenberg spin model for $j = 3/2$ spins. Such a model, as argued in Ref. [77], necessarily has a non-trivial ground state unless $SU(4)$ and/or translation symmetry is spontaneously broken. Indeed, a π -flux Dirac spin-orbital liquid state has been proposed [106, 107] with strong numerical evidence. Very interestingly such a π -flux Dirac spin-orbital liquid can be obtained in a rather straightforward way from our approach via a parton decomposition of the electrons into charge-carrying bosonic rotors and fermionic spinons [108] and considering a state where the rotors are trivially gapped such that the spinons inherit the Dirac spectrum of the electrons. Several of the present classification of the masses then can be considered instabilities of such a spin-orbital liquid. This approach provides an interesting connection between the electronic phases and the magnetic phases that are worth exploring in the future.

ACKNOWLEDGMENTS

We acknowledge fruitful discussions with F. Assaad, S. Chandrasekharan, S. Das Sarma, R. Gopakumar, M. Gupta, R. Moessner, A. Paramekanti, and T. Saha-Dasgupta. SB acknowledges adjunct fellow program at SBNCBS, Kolkata for hospitality. We acknowledge the use of open-source software *Groups, Algorithms, Programming - a System for Computational Discrete Algebra* (GAP). BM and SB acknowledge funding from Max Planck partner group grant at ICTS, SERB-DST (India) for funding through Swarna Jayanti grant SB/SJF/2021-22/12-G and the Department of Atomic Energy, Government of India, under Project No. RTI4001. VBS thanks DST for funding under MATRICS program.

Appendix A: The microscopic details

1. The $j = 3/2$ orbitals

The t_{2g} orbitals behave effectively as $l = 1$ states under rotations with

$$|l_Z = 0\rangle = |d_{XY}\rangle, \quad |l_Z = \pm 1\rangle = -\frac{1}{\sqrt{2}}(i|d_{XZ}\rangle \pm |d_{YZ}\rangle). \quad (\text{A1})$$

So in presence of SOC, these six degenerate (including spin degeneracy) states split into four with total angular momentum $j = 3/2$ and the other two with $j = 1/2$. The $j = 3/2$ states in terms of the t_{2g} states are given by

$$\begin{aligned} |3/2\rangle &= \frac{1}{\sqrt{2}}(-|d_{YZ}, \uparrow\rangle - i|d_{ZX}, \uparrow\rangle) \\ |1/2\rangle &= \frac{1}{\sqrt{6}}(-|d_{YZ}, \downarrow\rangle - i|d_{ZX}, \downarrow\rangle + 2|d_{XY}, \uparrow\rangle) \\ |-1/2\rangle &= \frac{1}{\sqrt{6}}(|d_{YZ}, \uparrow\rangle - i|d_{ZX}, \uparrow\rangle + 2|d_{XY}, \downarrow\rangle) \\ |-3/2\rangle &= \frac{1}{\sqrt{2}}(|d_{YZ}, \downarrow\rangle - i|d_{ZX}, \downarrow\rangle) \end{aligned} \quad (\text{A2})$$

In terms of the second quantized operators, the inverse relations, when projected to the $j = 3/2$ orbitals are

$$\begin{aligned} \Psi_{\sigma,x}^\dagger(\mathbf{r}, s) &= \frac{\sigma}{\sqrt{6}} \left(\psi_{\uparrow\bar{\sigma}}^\dagger(\mathbf{r}, s) - \sqrt{3}\psi_{\downarrow\sigma}^\dagger(\mathbf{r}, s) \right) \\ \Psi_{\sigma,y}^\dagger(\mathbf{r}, s) &= \frac{i}{\sqrt{6}} \left(\psi_{\uparrow\bar{\sigma}}^\dagger(\mathbf{r}, s) + \sqrt{3}\psi_{\downarrow\sigma}^\dagger(\mathbf{r}, s) \right) \\ \Psi_{\sigma,z}^\dagger(\mathbf{r}, s) &= \sqrt{\frac{2}{3}}\psi_{\uparrow\sigma}^\dagger(\mathbf{r}, s), \end{aligned} \quad (\text{A3a})$$

where on the LHS, $\Psi_{\sigma,x}^\dagger(\mathbf{r}, s)$, $\Psi_{\sigma,y}^\dagger(\mathbf{r}, s)$, $\Psi_{\sigma,z}^\dagger(\mathbf{r}, s)$ stand for the creation operators for the $|d_{YZ}, \sigma\rangle$, $|d_{ZX}, \sigma\rangle$, $|d_{XY}, \sigma\rangle$ orbitals respectively at the lattice sub-lattice site s of the unit cell at \mathbf{r} and $\sigma = \uparrow, \downarrow$ are spin indices. The $\psi_{\uparrow\bar{\sigma}}^\dagger$ and $\psi_{\downarrow\sigma}^\dagger$ in the RHS refer to the creations operators in the $j = 3/2$ orbitals as [77]

$$(\psi_{\uparrow\uparrow}^\dagger, \psi_{\uparrow\downarrow}^\dagger, \psi_{\downarrow\uparrow}^\dagger, \psi_{\downarrow\downarrow}^\dagger) = (\psi_{1/2}^\dagger, \psi_{-1/2}^\dagger, \psi_{3/2}^\dagger, \psi_{-3/2}^\dagger). \quad (\text{A4})$$

where $\bar{\sigma} = \downarrow$ (\uparrow) for $\sigma = \uparrow$ (\downarrow).

2. The lattice

Similar to Kitaev materials [85], it is useful to consider the honeycomb lattice to lie in the plane perpendicular to the [111] direction of the global Cartesian coordinates (X, Y, Z) (see Fig. 1(b)). Therefore the two orthogonal directions in the honeycomb plane are spanned by

$$\hat{x} = \frac{1}{\sqrt{2}}(-\hat{X} + \hat{Y}), \quad \hat{y} = \frac{1}{\sqrt{6}}(2\hat{Z} - \hat{X} - \hat{Y}) \quad (\text{A5})$$

while

$$\hat{z} = \frac{1}{\sqrt{3}}(\hat{X} + \hat{Y} + \hat{Z}) \quad (\text{A6})$$

is normal to the honeycomb plane. In this new coordinate system, the x, y , and z bonds in these new coordinates are shown in Fig. 2.

The lattice vectors (with reference to Fig. 2) are

$$\mathbf{b}_1 = \frac{3\ell}{2}\hat{x} + \frac{\sqrt{3}\ell}{2}\hat{y}, \quad \mathbf{b}_2 = \frac{3\ell}{2}\hat{x} - \frac{\sqrt{3}\ell}{2}\hat{y} \quad (\text{A7})$$

Appendix B: The Microscopic symmetries

The transformation of the t_{2g} orbitals under lattice translation and TR are straightforward and are given by

$$\begin{aligned} \mathbf{T}_{1(2)} : \Psi_{\sigma,\alpha}(\mathbf{r}, s) &\rightarrow \Psi_{\sigma,\alpha}(\mathbf{r}', s') \\ \mathbf{T} : \Psi_{\sigma,\alpha}(\mathbf{r}, s) &\rightarrow (t\sigma_{\sigma\sigma'}^y) \Psi_{\sigma',\alpha}(\mathbf{r}, s) \end{aligned} \quad (\text{B1})$$

$\forall \alpha = x, y, z$ and $\sigma = \uparrow, \downarrow$, where $\mathbf{r}' = \mathbf{T}_{1(2)}[\mathbf{r}]$ as discussed in the main text.

For the point group symmetries listed in Table V, the transformation of the t_{2g} orbitals have a generic form of

$$\mathbb{S} : \Psi_{\sigma,\alpha}^\dagger(\mathbf{r}, s) \rightarrow \Psi_{\sigma,\alpha}'^\dagger(\mathbf{r}, s) = [\mathcal{R}_{\mathbb{S}}]_{\beta\alpha} \Psi_{\sigma,\beta}'^\dagger(\mathbf{r}', s'). \quad (\text{B2})$$

where \mathbb{S} are the point group symmetry generators listed in Table V that takes $(\mathbf{r}', s') \rightarrow (\mathbf{r}, s)$ on the honeycomb lattice. The form of the 3×3 matrices, $\mathcal{R}_{\mathbb{S}}$ for different symmetries are :

$$\mathcal{R}_{\mathbf{C}_3} = \begin{pmatrix} 0 & 0 & 1 \\ 1 & 0 & 0 \\ 0 & 1 & 0 \end{pmatrix}, \quad \mathcal{R}_{\mathbf{S}_6} = \begin{pmatrix} 0 & 1 & 0 \\ 0 & 0 & 1 \\ 1 & 0 & 0 \end{pmatrix}, \quad \mathcal{R}_{\mathbf{C}'_2} = \begin{pmatrix} 0 & 1 & 0 \\ 1 & 0 & 0 \\ 0 & 0 & 1 \end{pmatrix}, \quad (\text{B3})$$

while

$$\mathcal{R}_{\mathbf{I}} = \mathbb{I}_3, \quad \mathcal{R}_{\sigma_a} = \mathcal{R}_{\mathbf{C}'_2}. \quad (\text{B4})$$

The transformation of the $j = 3/2$ orbitals (Eq. 6) under the action of the microscopic symmetries can be obtained from the above relations. For TR, we have

$$\psi(\mathbf{r}, s) \rightarrow i\Sigma_{13} K \psi(\mathbf{r}, s). \quad (\text{B5})$$

For the lattice symmetries (Table V), similar to Eq. B2, the transformation of $\psi(\mathbf{r}, s)$ have the following generic form

$$\mathbb{S} : \psi_i^\dagger(\mathbf{r}, s) \rightarrow \psi_i'^\dagger(\mathbf{r}, s) = [\mathcal{U}_{\mathbb{S}}]_{ji} \psi_j^\dagger(\mathbf{r}', s'). \quad (\text{B6})$$

The $\mathcal{U}_{\mathbb{S}}$ are 4×4 unitary matrices which for different

symmetries are

$$u_{\mathbf{T}_1} = u_{\mathbf{T}_2} = u_{\mathbf{I}} = \mathbb{I}_4, \quad (\text{B7})$$

$$u_{\mathbf{C}_3} = \frac{1}{4} \begin{pmatrix} -1+i & -1-i & \frac{-1-i}{\sqrt{3}} & \frac{-1+i}{\sqrt{3}} \\ 1-i & -1-i & \frac{-1-i}{\sqrt{3}} & \frac{1-i}{\sqrt{3}} \\ \frac{-1+i}{\sqrt{3}} & \frac{1+i}{\sqrt{3}} & -1-i & 1-i \\ \frac{1-i}{\sqrt{3}} & \frac{1+i}{\sqrt{3}} & -1-i & -1+i \end{pmatrix}, \quad (\text{B8})$$

$$u_{\mathbf{S}_6} = \frac{1}{4} \begin{pmatrix} 1+i & -1-i & \frac{1+i}{\sqrt{3}} & \frac{-1-i}{\sqrt{3}} \\ 1-i & 1-i & \frac{-1+i}{\sqrt{3}} & \frac{-1+i}{\sqrt{3}} \\ \frac{1-i}{\sqrt{3}} & \frac{1-i}{\sqrt{3}} & 1-i & 1-i \\ \frac{1+i}{\sqrt{3}} & \frac{-1-i}{\sqrt{3}} & -1-i & 1+i \end{pmatrix}, \quad (\text{B9})$$

$$u_{\mathbf{C}'_2} = \frac{1}{\sqrt{2}} \begin{pmatrix} 0 & -1+i & 0 & 0 \\ 1+i & 0 & 0 & 0 \\ 0 & 0 & 0 & -1-i \\ 0 & 0 & 1-i & 0 \end{pmatrix}, \quad (\text{B10})$$

$$u_{\sigma_d} = u_{\mathbf{C}'_2}. \quad (\text{B11})$$

Appendix C: Relation between the $j = 3/2$ matrices and the Σ matrices generating SU(4)

Following reference 109, we define a basis for the set of 4-dimensional Hermitian matrices using the SU(2) generators for spin-3/2. The three spin-3/2 matrices written in the J_z eigenbasis are the following:

$$J_x = \begin{pmatrix} 0 & 1 & \frac{\sqrt{3}}{2} & 0 \\ 1 & 0 & 0 & \frac{\sqrt{3}}{2} \\ \frac{\sqrt{3}}{2} & 0 & 0 & 0 \\ 0 & \frac{\sqrt{3}}{2} & 0 & 0 \end{pmatrix}, \quad (\text{C1})$$

$$J_y = \begin{pmatrix} 0 & -i & \frac{i\sqrt{3}}{2} & 0 \\ i & 0 & 0 & -\frac{i\sqrt{3}}{2} \\ -\frac{i\sqrt{3}}{2} & 0 & 0 & 0 \\ 0 & \frac{i\sqrt{3}}{2} & 0 & 0 \end{pmatrix}, \quad (\text{C2})$$

$$J_z = \begin{pmatrix} \frac{1}{2} & 0 & 0 & 0 \\ 0 & -\frac{1}{2} & 0 & 0 \\ 0 & 0 & \frac{3}{2} & 0 \\ 0 & 0 & 0 & -\frac{3}{2} \end{pmatrix}. \quad (\text{C3})$$

Note that, instead of the standard practice, we have used a different ordering of the J_z eigen-basis (see Eq. 6) to write these matrices which is evident from the form of the J_z matrix in Eq. C3. In our choice of basis, the hopping matrices of the lattice Hamiltonian in Eq. 9 have a simpler form.

With the above matrices, one can define the following

five Hermitian matrices:

$$\Sigma_1 = \frac{1}{\sqrt{3}} \{J_y, J_z\}, \quad (\text{C4a})$$

$$\Sigma_2 = \frac{1}{\sqrt{3}} \{J_z, J_x\}, \quad (\text{C4b})$$

$$\Sigma_3 = \frac{1}{\sqrt{3}} \{J_x, J_y\}, \quad (\text{C4c})$$

$$\Sigma_4 = \frac{1}{\sqrt{3}} (J_x^2 - J_y^2), \quad (\text{C4d})$$

$$\Sigma_5 = J_z^2 - \frac{5}{4} \mathbb{I}_4, \quad (\text{C4e})$$

with $-\Sigma_1 \Sigma_2 \Sigma_3 \Sigma_4 \Sigma_5 = \mathbb{I}_4 \equiv \Sigma_0$. The above five matrices satisfy

$$\{\Sigma_\alpha, \Sigma_\beta\} = 2\delta_{\alpha\beta} \quad (\text{C5})$$

and therefore generate a (Euclidean) Clifford algebra [109]. The following 10 operators

$$\Sigma_{\alpha\beta} = \frac{1}{2i} [\Sigma_\alpha, \Sigma_\beta] \quad (\text{C6})$$

then generate SO(5) rotations. Eq. C4 and Eq. C6 together define a basis for the 4-dimensional Hermitian matrices that generate SU(4).

The spin matrices can be written in terms of these Σ_i as

$$J_x = \frac{\sqrt{3}}{2} \Sigma_{15} - \frac{1}{2} (\Sigma_{23} - \Sigma_{14}); \quad (\text{C7})$$

$$J_y = -\frac{\sqrt{3}}{2} \Sigma_{25} + \frac{1}{2} (\Sigma_{13} + \Sigma_{24}); \quad (\text{C8})$$

$$J_z = -\Sigma_{34} - \frac{1}{2} \Sigma_{12} \quad (\text{C9})$$

which generates an SU(2) subgroup of SU(4) with commutation relation

$$[J_i, J_j] = i\epsilon_{ijk} J_k. \quad (\text{C10})$$

We now consider two kinds of lattice operators defined below

$$\mathcal{O}_i^{global}(\mathbf{z}_S) = \psi^\dagger(\mathbf{z}_S) \Sigma_i \psi(\mathbf{z}_S), \quad (\text{C11})$$

and

$$\mathcal{O}_i^{local}(\mathbf{z}_S) = \phi^\dagger(\mathbf{z}_S) \Sigma_i \phi(\mathbf{z}_S), \quad (\text{C12})$$

Using the relation between the ψ and the ϕ operators given in Eq. 17, we find that

$$\mathcal{O}_i^{local}(\mathbf{z}_S) = \rho_i(\mathbf{z}_S) \mathcal{O}_i^{global}(\mathbf{z}_S) \quad (\text{C13})$$

where $\rho_i(\mathbf{z}_S) = \pm 1$. In table VIII, we write what $\rho_i(\mathbf{z}_S)$ are for different \mathcal{S} and \mathbf{z} . In this table, we assume the form of \mathbf{z} as given in Eq. 15 which is

$$\mathbf{z} = n_x \mathbf{R}_1 + n_y \mathbf{R}_2. \quad (\text{C14})$$

We say \mathbf{z} = even (odd) if $(n_x + n_y)$ is even (odd).

	$\mathfrak{z} = \text{even}$				$\mathfrak{z} = \text{odd}$			
	$\mathcal{S} = B_2$	$\mathcal{S} = A_1$	$\mathcal{S} = B_1$	$\mathcal{S} = A_2$	$\mathcal{S} = B_2$	$\mathcal{S} = A_1$	$\mathcal{S} = B_1$	$\mathcal{S} = A_2$
$\rho_0(\mathfrak{z}_S)$	+1	+1	+1	+1	+1	+1	+1	+1
$\rho_1(\mathfrak{z}_S)$	+1	-1	+1	+1	-1	+1	-1	-1
$\rho_2(\mathfrak{z}_S)$	+1	+1	-1	+1	-1	-1	+1	-1
$\rho_3(\mathfrak{z}_S)$	+1	-1	-1	+1	+1	-1	-1	+1
$\rho_4(\mathfrak{z}_S)$	+1	-1	+1	-1	+1	-1	+1	-1
$\rho_5(\mathfrak{z}_S)$	+1	-1	+1	-1	+1	-1	1	-1
$\rho_{12}(\mathfrak{z}_S)$	+1	-1	-1	+1	+1	-1	-1	+1
$\rho_{13}(\mathfrak{z}_S)$	+1	+1	-1	+1	-1	-1	+1	-1
$\rho_{14}(\mathfrak{z}_S)$	+1	+1	+1	-1	-1	-1	-1	+1
$\rho_{15}(\mathfrak{z}_S)$	+1	+1	+1	-1	-1	-1	-1	+1
$\rho_{23}(\mathfrak{z}_S)$	+1	-1	+1	+1	-1	+1	-1	-1
$\rho_{24}(\mathfrak{z}_S)$	+1	-1	-1	-1	-1	+1	+1	+1
$\rho_{25}(\mathfrak{z}_S)$	+1	-1	-1	-1	-1	+1	+1	+1
$\rho_{34}(\mathfrak{z}_S)$	+1	+1	-1	-1	+1	+1	-1	-1
$\rho_{35}(\mathfrak{z}_S)$	+1	+1	-1	-1	+1	+1	-1	-1
$\rho_{45}(\mathfrak{z}_S)$	+1	+1	+1	+1	+1	+1	+1	+1

TABLE VIII. The values of $\rho_i(\mathfrak{z}_S) = \pm 1$ defined in Eq. C13 are written in this table.

Appendix D: The $\mathcal{G}(\mathfrak{z}_S)$ matrices of transformation to manifestly SU(4) invariant local basis

The set of $\mathcal{G}(\mathfrak{z}_S)$ matrices that lead to the form of $\eta(\mathfrak{z}_S, \mathfrak{z}'_{S'})$ is given in Eq. 20 is written below. Here we again take \mathfrak{z} to be of the form as in Eq. C14.

For, if $(n_x + n_y) = \text{even}$:

$$\begin{aligned}
\mathcal{G}(\mathfrak{z}_{B_2}) &= (-1)^{\frac{n_x - n_y}{2}} \\
\mathcal{G}(\mathfrak{z}_{A_1}) &= (-1)^{\frac{n_x - n_y}{2}} U_y \\
\mathcal{G}(\mathfrak{z}_{B_1}) &= (-1)^{\frac{n_x - n_y}{2}} U_z U_y \\
\mathcal{G}(\mathfrak{z}_{A_2}) &= (-1)^{\frac{n_x - n_y}{2}} U_x U_z U_y
\end{aligned} \quad (\text{D1})$$

And for $(n_x + n_y) = \text{odd}$:

$$\begin{aligned}
\mathcal{G}(\mathfrak{z}_{B_2}) &= (-1)^{\frac{n_x - n_y + 1}{2}} U_x U_y \\
\mathcal{G}(\mathfrak{z}_{A_1}) &= (-1)^{\frac{n_x - n_y + 1}{2}} (-U_x) \\
\mathcal{G}(\mathfrak{z}_{B_1}) &= (-1)^{\frac{n_x - n_y + 1}{2}} (-U_z U_x) \\
\mathcal{G}(\mathfrak{z}_{A_2}) &= (-1)^{\frac{n_x - n_y + 1}{2}} U_z
\end{aligned} \quad (\text{D2})$$

Although we will be using this particular form, there are other choices for the $\mathcal{G}(\mathfrak{z}_S)$ matrices which lead to same form for the $\eta(\mathfrak{z}_S, \mathfrak{z}'_{S'})$.

Appendix E: Low-energy Hamiltonian

1. Band structure

To diagonalize the Hamiltonian given by Eq. 18, we define Fourier space operators

$$\phi_f(\mathbf{k}, \mathcal{S}) = \frac{1}{\sqrt{N}} \sum_{\mathfrak{z}} e^{i\mathbf{k} \cdot \mathfrak{z}} \phi_f(\mathfrak{z}_S) \quad (\text{E1})$$

where N is the total number of magnetic unit-cells, $f = 1, 2, 3, 4$ are the four SU(4) flavours and \mathbf{k} runs over the magnetic Brillouin zone (Fig. 4).

In terms of these Fourier space operators, the Hamiltonian in Eq. 18 can now be written as

$$H = -\frac{t}{\sqrt{3}} \sum_{f=1}^4 \sum_{\mathbf{k}} \sum_{\mathcal{S}, \mathcal{S}'} \phi_f(\mathbf{k}, \mathcal{S}) [h(\mathbf{k})]_{\mathcal{S}\mathcal{S}'} \phi_f(\mathbf{k}, \mathcal{S}') \quad (\text{E2})$$

where

$$h(\mathbf{k}) = \begin{pmatrix} 0 & 1 + e^{-i\mathbf{k} \cdot \mathbf{R}_2} & 0 & e^{-i\mathbf{k} \cdot \mathbf{R}_1} \\ 1 + e^{i\mathbf{k} \cdot \mathbf{R}_2} & 0 & 1 & 0 \\ 0 & 1 & 0 & 1 - e^{i\mathbf{k} \cdot \mathbf{R}_2} \\ e^{i\mathbf{k} \cdot \mathbf{R}_1} & 0 & 1 - e^{-i\mathbf{k} \cdot \mathbf{R}_2} & 0 \end{pmatrix} \quad (\text{E3})$$

Diagonalizing the $h(\mathbf{k})$ matrix, we get the band structure shown in Fig. 4.

2. The low energy Dirac Hamiltonian

At 1/4th filling, the valence band touches the conduction band at two Dirac points in the BZ given by Eq. 21. To get the low-energy Hamiltonian, we first write the $\phi(\mathfrak{z}_S)$ operators in terms of the soft modes $\phi_{fS\tau}$ as

$$\phi_f(\mathfrak{z}_S) = \sqrt{\mathcal{A}} \sum_{\tau=\pm 1} e^{i\tau \mathbf{Q} \cdot \mathfrak{z}} \phi_{fS\tau}(\mathfrak{z}). \quad (\text{E4})$$

Here, \mathfrak{z} (defined in Eq. 15) denotes position of a particular magnetic unit cell and \mathcal{A} is the area of a single

magnetic unit cell. The $\phi_{fS\tau}(\mathbf{z})$ operators are defined for each valley ($\tau = \pm 1$ labels the valleys) as

$$\phi_{fS\tau}(\mathbf{z}) = \frac{1}{\sqrt{\mathcal{A}}} \sum_{\mathbf{q}} e^{i\mathbf{q}\cdot\mathbf{z}} \phi_f(\tau\mathbf{Q} + \mathbf{q}, S). \quad (\text{E5})$$

In the above summation, \mathbf{q} runs over half of the magnetic Brillouin zone for each τ such that the Dirac point $\tau\mathbf{Q}$ is contained in that half. These $\phi_{fS\tau}$ fields vary slowly over the magnetic unit cells.

Now to get the low-energy Hamiltonian, we use the

$$H = \sum_{f=1}^4 \sum_{\tau=\pm 1} \sum_{S,S'=A_1,A_2,B_1,B_2} \int d^2\mathbf{x} \phi_{fS\tau}^\dagger(\mathbf{x}) \left[h_0^{(\tau)} - i\tau h_x \partial_x - i\tau h_y \partial_y \right]_{SS'} \phi_{fS'\tau}(\mathbf{x}). \quad (\text{E7})$$

where,

$$h_0^{(\tau)} = -\frac{t\ell}{\sqrt{3}} \begin{pmatrix} 0 & 1+i\tau & 0 & -i\tau \\ 1-i\tau & 0 & 1 & 0 \\ 0 & 1 & 0 & 1+i\tau \\ i\tau & 0 & 1-i\tau & 0 \end{pmatrix}, \quad h_x = \frac{t\ell}{\sqrt{3}} \begin{pmatrix} 0 & 0 & 0 & 3 \\ 0 & 0 & 0 & 0 \\ 0 & 0 & 0 & 0 \\ 3 & 0 & 0 & 0 \end{pmatrix}, \quad h_y = \frac{t\ell}{\sqrt{3}} \begin{pmatrix} 0 & -\sqrt{3} & 0 & 0 \\ -\sqrt{3} & 0 & 0 & 0 \\ 0 & 0 & 0 & \sqrt{3} \\ 0 & 0 & \sqrt{3} & 0 \end{pmatrix},$$

where ℓ is the length of each side of a hexagon of the honeycomb lattice.

As because the system is at 1/4th filling, we need to further project this Hamiltonian into the lowest two bands to get the low energy theory. For this, we take the eigenvectors corresponding to the lowest two eigenvalues of $h_0^{(\tau)}$ and project h_x, h_y into the subspace of these two

form of $\phi(\mathbf{z}_S)$ as in Eq. E4 to rewrite the Hamiltonian in Eq. 18 in terms of the $\phi_{fS\tau}(\mathbf{z})$ operators. We also use the following expansion for $\phi_{fS\tau}$:

$$\phi_{fS\tau}(\mathbf{z} + \vec{\delta}) = \phi_{fS\tau}(\mathbf{z}) + \vec{\delta} \cdot \nabla \phi_{fS\tau}(\mathbf{z}) + \mathcal{O}(\delta^2). \quad (\text{E6})$$

Here, $\vec{\delta}$ can be some magnetic translation vector (\mathbf{R}_1 or \mathbf{R}_2). The soft-mode continuum Hamiltonian is then obtained by rewriting the Hamiltonian in Eq. 18 using the above expression and keeping terms that are linear in the derivative. The final form of the Hamiltonian is given below in Eq. E7.

eigenvectors. This way of projecting the Hamiltonian is correct up to linear order in derivatives, which is sufficient in this case since the Hamiltonian E7 is also linear in derivatives.

With this, the final form of the low-energy Dirac Hamiltonian is the following

$$H_D = v_F \sum_{f=1}^4 \sum_{\tau=\pm 1} \int d^2\mathbf{x} \sum_{\alpha,\beta=1}^2 \chi_{f\alpha\tau}^\dagger(\mathbf{x}) [-i\tau \sigma_x \partial_x - i\sigma_y \partial_y]_{\alpha\beta} \chi_{f\beta\tau}(\mathbf{x}) \quad (\text{E9})$$

Here, $v_F = \frac{t\ell}{\sqrt{2}}$ and $\sigma_x, \sigma_y, \sigma_z$ are the three Pauli matrices. Also the operators $\chi_{f\alpha\tau}(\mathbf{x})$ are defined as

$$\chi_{f\alpha\tau}(\mathbf{x}) = \sum_{S=A_1,A_2,B_1,B_2} \mathcal{W}_{S\alpha}^{(\tau)\dagger} \phi_{fS\tau}(\mathbf{x}). \quad (\text{E10})$$

which is the inverse of Eq. 22 of the main text.

In the above equation,

$$\mathcal{W}_{S\alpha}^{(\tau)\dagger} = \sum_{\beta=1}^2 [W_\tau]_{\alpha\beta} [T_\tau]_{\beta S}. \quad (\text{E11})$$

Here,

$$T_\tau = \begin{pmatrix} \frac{i\tau}{\sqrt{2}} & -\frac{1-i\tau}{\sqrt{6}} & 0 & \frac{1}{\sqrt{6}} \\ 0 & \frac{1}{\sqrt{6}} & \frac{1}{\sqrt{2}} & \frac{1+i\tau}{\sqrt{6}} \end{pmatrix} \quad (\text{E12})$$

projects the annihilation operators to the lowest two bands. The matrices

$$W_\tau = \left[\exp\left(-i\tau\theta \frac{\sigma_x}{2}\right) \exp\left(-i\tau \frac{\pi}{4} \frac{\sigma_z}{2}\right) \right] \quad (\text{E13})$$

with $\theta = \cos^{-1}(\frac{1}{\sqrt{3}})$ are used to perform some extra unitary rotations on the spinors to bring the Dirac Hamiltonian in its canonical form.

Appendix F: Symmetry transformation of the soft modes

1. Action of lattice symmetry transformations on $\phi(\mathbf{z}_S)$ operators

The transformation properties of the soft modes $\chi(\mathbf{x})$ under the action of lattice symmetries can be determined from that of the original $j = 3/2$ operators $\psi(\mathbf{r}, s)$ as given in Eq. B5-B10. Using these, the transformations of the $\phi(\mathbf{z}_S)$ operators are obtained as follows

$$\mathbb{S} : \phi_f^\dagger(\mathbf{z}_S) \rightarrow \phi_f'^\dagger(\mathbf{z}_S) = [\mathcal{G}(\mathbf{z}_S)^\dagger U_{\mathbb{S}} \mathcal{G}(\mathbf{z}'_S)]_{f'f} \phi_f^\dagger(\mathbf{z}'_S). \quad (\text{F1})$$

Here, the site at \mathbf{z}'_S , goes to \mathbf{z}_S under the action of the lattice symmetry \mathbb{S} .

Using this, one can now derive the transformations of the soft modes $\chi(\mathbf{x})$ which are defined in terms of the Fourier transforms of the $\phi(\mathbf{z}_S)$ operators (Eq. E10). Below we provide some details of the transformations of both the $\phi(\mathbf{z}_S)$ and the $\chi(\mathbf{x})$ operators under the action of various lattice symmetries. For $\phi(\mathbf{z}_S)$, we write down how the operators in a particular magnetic unit cell at \mathbf{z} transform where

$$\mathbf{z} = n_x \mathbf{R}_1 + n_y \mathbf{R}_2. \quad (\text{F2})$$

with n_x, n_y being integers.

Transformation under translations \mathbf{T}_1 and \mathbf{T}_2 : Under

the action of \mathbf{T}_1 ,

$$\begin{aligned} \phi(\mathbf{z}_{B_2}) &\rightarrow (-1)^{(n_x+n_y)} \left[\Omega_{\mathbf{T}_1}^f \right] \phi((\mathbf{z} - \mathbf{R}_1 - \mathbf{R}_2)_{B_1}), \\ \phi(\mathbf{z}_{A_1}) &\rightarrow (-1)^{(n_x+n_y+1)} \left[\Omega_{\mathbf{T}_1}^f \right] \phi((\mathbf{z} - \mathbf{R}_1)_{A_2}), \\ \phi(\mathbf{z}_{B_1}) &\rightarrow (-1)^{(n_x+n_y+1)} \left[\Omega_{\mathbf{T}_1}^f \right] \phi(\mathbf{z}_{B_2}), \\ \phi(\mathbf{z}_{A_2}) &\rightarrow (-1)^{(n_x+n_y+1)} \left[\Omega_{\mathbf{T}_1}^f \right] \phi((\mathbf{z} - \mathbf{R}_2)_{A_1}), \end{aligned} \quad (\text{F3})$$

where,

$$\Omega_{\mathbf{T}_1}^f = -i\Sigma_{23}. \quad (\text{F4})$$

Similarly, under the action of \mathbf{T}_2 ,

$$\begin{aligned} \phi(\mathbf{z}_{B_2}) &\rightarrow (-1)^{(n_x+n_y)} \left[\Omega_{\mathbf{T}_2}^f \right] \phi((\mathbf{z} - \mathbf{R}_1)_{B_1}) \\ \phi(\mathbf{z}_{A_1}) &\rightarrow (-1)^{(n_x+n_y+1)} \left[\Omega_{\mathbf{T}_2}^f \right] \phi((\mathbf{z} - \mathbf{R}_1 + \mathbf{R}_2)_{A_2}) \\ \phi(\mathbf{z}_{B_1}) &\rightarrow (-1)^{(n_x+n_y+1)} \left[\Omega_{\mathbf{T}_2}^f \right] \phi((\mathbf{z} + \mathbf{R}_2)_{B_2}) \\ \phi(\mathbf{z}_{A_2}) &\rightarrow (-1)^{(n_x+n_y+1)} \left[\Omega_{\mathbf{T}_2}^f \right] \phi(\mathbf{z}_{A_1}). \end{aligned} \quad (\text{F5})$$

where

$$\Omega_{\mathbf{T}_2}^f = i\Sigma_{13}. \quad (\text{F6})$$

Transformation under \mathbf{C}'_2 : Under a \mathbf{C}'_2 rotation,

$$\begin{aligned} \phi(\mathbf{z}_{B_2}) &\rightarrow (-1)^{n_x} \left[\Omega_{\mathbf{C}'_2}^f \right] \phi(\mathbf{z}'_{B_2}) \\ \phi(\mathbf{z}_{A_1}) &\rightarrow (-1)^{n_x} \left[\Omega_{\mathbf{C}'_2}^f \right] \phi((\mathbf{z}' - \mathbf{R}_2)_{A_1}) \\ \phi(\mathbf{z}_{B_1}) &\rightarrow (-1)^{n_x} \left[\Omega_{\mathbf{C}'_2}^f \right] \phi((\mathbf{z}' - \mathbf{R}_2)_{B_1}) \\ \phi(\mathbf{z}_{A_2}) &\rightarrow (-1)^{n_x+1} \left[\Omega_{\mathbf{C}'_2}^f \right] \phi(\mathbf{z}'_{A_2}) \end{aligned} \quad (\text{F7})$$

Here,

$$\mathbf{z}' = n_x \mathbf{R}_1 - n_y \mathbf{R}_2, \quad (\text{F8})$$

and

$$\Omega_{\mathbf{C}'_2}^f = \frac{i}{\sqrt{2}} (\Sigma_{14} - \Sigma_{24}). \quad (\text{F9})$$

Transformation under \mathbf{C}_3 : Under the action of \mathbf{C}_3 rotation, transformation of the $\phi(\mathbf{z})$ operators are given below.

Sublattice	$(n_x + n_y) = \text{even}$	$(n_x + n_y) = \text{odd}$
$\phi(\mathbf{z}_{B_2}) \rightarrow$	$(-1)^{n_x} [\Omega_{\mathbf{C}_3}^f] \phi((\mathbf{C}_3[\mathbf{z}])_{B_1})$	$(-1)^{n_x} [\Omega_{\mathbf{C}_3}^f] \phi((\mathbf{C}_3[\mathbf{z}])_{B_2})$
$\phi(\mathbf{z}_{A_1}) \rightarrow$	$(-1)^{n_x} [\Omega_{\mathbf{C}_3}^f] \phi((\mathbf{C}_3[\mathbf{z}])_{A_2})$	$(-1)^{n_x} [\Omega_{\mathbf{C}_3}^f] \phi((\mathbf{C}_3[\mathbf{z}] - \mathbf{R}_2)_{A_1})$
$\phi(\mathbf{z}_{B_1}) \rightarrow$	$(-1)^{n_x+1} [\Omega_{\mathbf{C}_3}^f] \phi((\mathbf{C}_3[\mathbf{z}] - \mathbf{R}_2)_{B_1})$	$(-1)^{n_x} [\Omega_{\mathbf{C}_3}^f] \phi((\mathbf{C}_3[\mathbf{z}] - \mathbf{R}_2)_{B_2})$
$\phi(\mathbf{z}_{A_2}) \rightarrow$	$(-1)^{n_x+1} [\Omega_{\mathbf{C}_3}^f] \phi((\mathbf{C}_3[\mathbf{z}] - \mathbf{R}_2)_{A_1})$	$(-1)^{n_x} [\Omega_{\mathbf{C}_3}^f] \phi((\mathbf{C}_3[\mathbf{z}] - \mathbf{R}_1 - \mathbf{R}_2)_{A_2})$

Here

$$\mathbf{C}_3[\mathbf{z}] = \begin{cases} \frac{-n_x+n_y}{2} \mathbf{R}_1 - \frac{3n_x+n_y}{2} \mathbf{R}_2 & \text{if } n_x + n_y = \text{even} \\ \frac{-n_x+n_y+1}{2} \mathbf{R}_1 - \frac{3n_x+n_y-1}{2} \mathbf{R}_2 & \text{if } n_x + n_y = \text{odd} \end{cases} \quad (\text{F10})$$

and

$$\Omega_{\mathbf{C}_3}^f = \frac{1}{4} \left(\Sigma_0 - \sqrt{3}\Sigma_1 - \sqrt{3}\Sigma_2 + \sqrt{3}\Sigma_3 - i\Sigma_{12} - i\Sigma_{13} + i\Sigma_{23} + i\sqrt{3}\Sigma_{45} \right). \quad (\text{F11})$$

Transformation under \mathbf{S}_6 : Transformation of $\phi(\boldsymbol{z}_S)$ operators under the action of \mathbf{S}_6 are as follows

	$(n_x + n_y) = \text{even}$	$(n_x + n_y) = \text{odd}$
$\phi(\boldsymbol{z}_{B_2}(n_x, n_y)) \rightarrow$	$(-1)^{\frac{n_x+n_y}{2}} [\Omega_{\mathbf{S}_6}^f] \phi((\mathbf{S}_6[\boldsymbol{z}])_{A_1})$	$(-1)^{\frac{n_x+n_y+1}{2}} [\Omega_{\mathbf{S}_6}^f] \phi((\mathbf{S}_6[\boldsymbol{z}])_{A_2})$
$\phi(\boldsymbol{z}_{A_1}(n_x, n_y)) \rightarrow$	$(-1)^{\frac{n_x+n_y}{2}} [\Omega_{\mathbf{S}_6}^f] \phi((\mathbf{S}_6[\boldsymbol{z}])_{B_1})$	$(-1)^{\frac{n_x+n_y+1}{2}} [\Omega_{\mathbf{S}_6}^f] \phi((\mathbf{S}_6[\boldsymbol{z}] + \mathbf{R}_1)_{B_2})$
$\phi(\boldsymbol{z}_{B_1}(n_x, n_y)) \rightarrow$	$(-1)^{\frac{n_x+n_y}{2}} [\Omega_{\mathbf{S}_6}^f] \phi((\mathbf{S}_6[\boldsymbol{z}])_{A_2})$	$(-1)^{\frac{n_x+n_y+1}{2}} [\Omega_{\mathbf{S}_6}^f] \phi((\mathbf{S}_6[\boldsymbol{z}] + \mathbf{R}_1 - \mathbf{R}_2)_{A_1})$
$\phi(\boldsymbol{z}_{A_2}(n_x, n_y)) \rightarrow$	$(-1)^{\frac{n_x+n_y}{2}+1} [\Omega_{\mathbf{S}_6}^f] \phi((\mathbf{S}_6[\boldsymbol{z}] - \mathbf{R}_2)_{B_1})$	$(-1)^{\frac{n_x+n_y+1}{2}} [\Omega_{\mathbf{S}_6}^f] \phi((\mathbf{S}_6[\boldsymbol{z}] + \mathbf{R}_1 - \mathbf{R}_2)_{B_2})$

(F12)

Here,

$$\mathbf{S}_6[\boldsymbol{z}] = \begin{cases} \frac{n_x+n_y}{2} \mathbf{R}_1 - \frac{3n_x-n_y}{2} \mathbf{R}_2 & \text{if } n_x + n_y = \text{even} \\ \frac{n_x+n_y-1}{2} \mathbf{R}_1 - \frac{3n_x-n_y-1}{2} \mathbf{R}_2 & \text{if } n_x + n_y = \text{odd} \end{cases} \quad (\text{F13})$$

and

$$\Omega_{\mathbf{S}_6}^f = -\frac{1}{4} \left(\sqrt{3}\Sigma_0 + \Sigma_1 + \Sigma_2 - \Sigma_3 + i\sqrt{3}\Sigma_{12} + i\sqrt{3}\Sigma_{13} - i\sqrt{3}\Sigma_{23} + i\Sigma_{45} \right) \quad (\text{F14})$$

Transformation under \mathbf{I} : Under inversion,

$$\begin{aligned} \phi(\boldsymbol{z}_{B_2}) &\rightarrow (-1)^{n_x+n_y+1} \left[\Omega_{\mathbf{I}}^f \right] \phi((\mathbf{I}[\boldsymbol{z}])_{A_2}) \\ \phi(\boldsymbol{z}_{A_1}) &\rightarrow (-1)^{n_x+n_y} \left[\Omega_{\mathbf{I}}^f \right] \phi((\mathbf{I}[\boldsymbol{z}] - \mathbf{R}_2)_{B_1}) \\ \phi(\boldsymbol{z}_{B_1}) &\rightarrow (-1)^{n_x+n_y} \left[\Omega_{\mathbf{I}}^f \right] \phi((\mathbf{I}[\boldsymbol{z}] - \mathbf{R}_2)_{A_1}) \\ \phi(\boldsymbol{z}_{A_2}) &\rightarrow (-1)^{n_x+n_y} \left[\Omega_{\mathbf{I}}^f \right] \phi((\mathbf{I}[\boldsymbol{z}])_{B_2}) \end{aligned} \quad (\text{F15})$$

where

$$\mathbf{I}[\boldsymbol{z}] = -n_x \mathbf{R}_1 - n_y \mathbf{R}_2, \quad (\text{F16})$$

and

$$\Omega_{\mathbf{I}}^f = i\Sigma_{45}. \quad (\text{F17})$$

Transformation under $\sigma_{\mathbf{d}}$: Under the action of reflection,

$$\begin{aligned} \phi(\boldsymbol{z}_{B_2}) &\rightarrow (-1)^{n_y} \left[\Omega_{\sigma_{\mathbf{d}}}^f \right] \phi((\sigma_{\mathbf{d}}[\boldsymbol{z}])_{A_2}) \\ \phi(\boldsymbol{z}_{A_1}) &\rightarrow (-1)^{n_y} \left[\Omega_{\sigma_{\mathbf{d}}}^f \right] \phi((\sigma_{\mathbf{d}}[\boldsymbol{z}])_{B_1}) \\ \phi(\boldsymbol{z}_{B_1}) &\rightarrow (-1)^{n_y} \left[\Omega_{\sigma_{\mathbf{d}}}^f \right] \phi((\sigma_{\mathbf{d}}[\boldsymbol{z}])_{A_1}) \\ \phi(\boldsymbol{z}_{A_2}) &\rightarrow (-1)^{n_y} \left[\Omega_{\sigma_{\mathbf{d}}}^f \right] \phi((\sigma_{\mathbf{d}}[\boldsymbol{z}])_{B_2}) \end{aligned} \quad (\text{F18})$$

where

$$\sigma_{\mathbf{d}}[\boldsymbol{z}] = -n_x \mathbf{R}_1 + n_y \mathbf{R}_2, \quad (\text{F19})$$

and

$$\Omega_{\sigma_{\mathbf{d}}}^f = \frac{i}{\sqrt{2}} (\Sigma_{15} - \Sigma_{25}). \quad (\text{F20})$$

2. Transformation of the $\chi(\mathbf{x})$ operators under lattice symmetries

Under the microscopic time-reversal, we have

$$\mathbb{T} : \chi(\mathbf{x}) \rightarrow \left(\Omega_{\mathbb{T}}^f \otimes \Omega_{\mathbb{T}}^c \right) K \chi(\mathbf{x}), \quad (\text{F21})$$

where

$$\Omega_{\mathbb{T}}^f = i\Sigma_{13}, \quad (\text{F22})$$

$$\Omega_{\mathbb{T}}^c = \gamma_1 \zeta_2. \quad (\text{F23})$$

and K represents complex conjugation.

Under the action of $\mathbf{T}_{1(2)}$,

$$\mathbf{T}_{1(2)} : \chi(\mathbf{x}) \rightarrow \left(\Omega_{\mathbf{T}_{1(2)}}^f \otimes \Omega_{\mathbf{T}_{1(2)}}^c \right) \chi(\mathbf{x}). \quad (\text{F24})$$

where,

$$\Omega_{\mathbf{T}_1}^f = -i\Sigma_{23}. \quad (\text{F25})$$

$$\Omega_{\mathbf{T}_1}^c = -i\zeta_3. \quad (\text{F26})$$

and

$$\Omega_{\mathbf{T}_2}^f = i\Sigma_{13}, \quad (\text{F27})$$

$$\Omega_{\mathbf{T}_2}^c = -i\zeta_2 \quad (\text{F28})$$

The superscripts f and c in $\Omega_{\mathbf{T}_1}^f, \Omega_{\mathbf{T}_1}^c$ stand for ‘‘flavor’’ and ‘‘chiral’’ respectively since these matrices act on the SU(4) flavor space and the chiral space.

Under the action of \mathbf{C}'_2 ,

$$\mathbf{C}'_2 : \chi(\mathbf{x}) \rightarrow \left(\Omega_{\mathbf{C}'_2}^f \otimes \Omega_{\mathbf{C}'_2}^c \right) \chi(\mathbf{C}'_2{}^{-1} \mathbf{x}). \quad (\text{F29})$$

where,

$$\Omega_{\mathbf{C}'_2}^f = \frac{i}{\sqrt{2}} (\Sigma_{14} - \Sigma_{24}) \quad (\text{F30})$$

$$\Omega_{\mathbf{C}'_2}^c = \frac{1}{\sqrt{2}} \gamma_2 (\zeta_3 - \zeta_2). \quad (\text{F31})$$

Under the action of \mathbf{C}_3 , the soft modes transform in the following way:

$$\mathbf{C}_3 : \chi(\mathbf{x}) \rightarrow \left(\Omega_{\mathbf{C}_3}^f \otimes \Omega_{\mathbf{C}_3}^c \right) \chi(\mathbf{C}_3^{-1}\mathbf{x}). \quad (\text{F32})$$

Here,

$$\Omega_{\mathbf{C}_3}^f = \frac{1}{4} \left(\Sigma_0 - \sqrt{3}\Sigma_1 - \sqrt{3}\Sigma_2 + \sqrt{3}\Sigma_3 - i\Sigma_{12} - i\Sigma_{13} + i\Sigma_{23} + i\sqrt{3}\Sigma_{45} \right), \quad (\text{F33})$$

and

$$\Omega_{\mathbf{C}_3}^c = \frac{1}{4} \left(-\mathbb{I}_4 + i\sqrt{3}\gamma_0 \right) \left(\mathbb{I}_4 + i\zeta_1 + i\zeta_2 + i\zeta_3 \right) (\text{F34})$$

Under \mathbf{S}_6 , the soft modes transform in the following way:

$$\mathbf{S}_6 : \chi(\mathbf{x}) \rightarrow \left(\Omega_{\mathbf{S}_6}^f \otimes \Omega_{\mathbf{S}_6}^c \right) \chi(\mathbf{S}_6^{-1}\mathbf{x}). \quad (\text{F35})$$

Here,

$$\Omega_{\mathbf{S}_6}^f = -\frac{1}{4} \left(\sqrt{3}\Sigma_0 + \Sigma_1 + \Sigma_2 - \Sigma_3 + i\sqrt{3}\Sigma_{12} + i\sqrt{3}\Sigma_{13} - i\sqrt{3}\Sigma_{23} + i\Sigma_{45} \right) \quad (\text{F36})$$

and

$$\Omega_{\mathbf{S}_6}^c = \frac{1}{4} \left(\sqrt{3}\mathbb{I}_4 - i\gamma_0 \right) \left(\mathbb{I}_4 - i\zeta_1 - i\zeta_2 - i\zeta_3 \right) (\text{F37})$$

Under the action of inversion,

$$\mathbf{I} : \chi(\mathbf{x}) \rightarrow \left(\Omega_{\mathbf{I}}^f \otimes \Omega_{\mathbf{I}}^c \right) \chi(-\mathbf{x}). \quad (\text{F38})$$

where,

$$\Omega_{\mathbf{I}}^f = i\Sigma_{45}, \quad (\text{F39})$$

$$\Omega_{\mathbf{I}}^c = i\gamma_0 \quad (\text{F40})$$

Under the action of $\sigma_{\mathbf{d}}$,

$$\sigma_{\mathbf{d}} : \chi(\mathbf{x}) \rightarrow \left(\Omega_{\sigma_{\mathbf{d}}}^f \otimes \Omega_{\sigma_{\mathbf{d}}}^c \right) \chi(\sigma_{\mathbf{d}}^{-1}\mathbf{x}). \quad (\text{F41})$$

where,

$$\Omega_{\sigma_{\mathbf{d}}}^f = \frac{i}{\sqrt{2}} (\Sigma_{15} - \Sigma_{25}) \quad (\text{F42})$$

$$\Omega_{\sigma_{\mathbf{d}}}^c = \frac{1}{\sqrt{2}} \gamma_1 (\zeta_2 - \zeta_3). \quad (\text{F43})$$

Appendix G: Irreducible representations of the IR space group

As mentioned in the main text, the IR space group has total 96 elements and these can be divided into 20 conjugacy classes. So, there are 20 irreducible representations of the IR space group. Among these, 10 have *ve* trace for 2π rotations. In the tables IX, X, XI, we write down these irreducible representations by showing how fermions bilinears in Eq. 40 (which we symbolically denote as X_1, X_2, X_3 etc) transform.

Irrep	mass	\mathbf{T}_1	\mathbf{T}_2	\mathbf{I}	\mathbf{C}_3	\mathbf{S}_6	\mathbf{C}'_2	$\sigma_{\mathbf{d}}$
$\overline{\mathcal{A}}_{1g}$	$X \rightarrow X$	X	X	X	X	X	X	X
$\overline{\mathcal{A}}_{2g}$	$X \rightarrow X$	X	X	X	X	X	$-X$	$-X$
$\overline{\mathcal{A}}_{1u}$	$X \rightarrow X$	X	X	$-X$	X	$-X$	X	$-X$
$\overline{\mathcal{A}}_{2u}$	$X \rightarrow X$	X	X	$-X$	X	$-X$	$-X$	X

TABLE IX. List of 1-dimensional irreps of the IR space group

Irrep	mass	\mathbf{T}_1	\mathbf{T}_2	\mathbf{I}	\mathbf{C}_3	\mathbf{S}_6	\mathbf{C}'_2	$\sigma_{\mathbf{d}}$
\mathcal{E}_g	$X_1 \rightarrow X_1$	X_1	X_1	X_1	$-\frac{X_1}{2} + \frac{\sqrt{3}X_2}{2}$	$-\frac{X_1}{2} - \frac{\sqrt{3}X_2}{2}$	$-X_1$	$-X_1$
	$X_2 \rightarrow X_2$	X_2	X_2	X_2	$-\frac{\sqrt{3}X_1}{2} - \frac{X_2}{2}$	$\frac{\sqrt{3}X_1}{2} - \frac{X_2}{2}$	X_2	X_2
\mathcal{E}_u	$X_1 \rightarrow X_1$	X_1	X_1	$-X_1$	$-\frac{X_1}{2} + \frac{\sqrt{3}X_2}{2}$	$\frac{X_1}{2} + \frac{\sqrt{3}X_2}{2}$	$-X_1$	X_1
	$X_2 \rightarrow X_2$	X_2	X_2	$-X_2$	$-\frac{\sqrt{3}X_1}{2} - \frac{X_2}{2}$	$-\frac{\sqrt{3}X_1}{2} + \frac{X_2}{2}$	X_2	$-X_2$

TABLE X. List of 2-dimensional irreps of the IR space group

Irrep	mass	\mathbf{T}_1	\mathbf{T}_2	\mathbf{I}	\mathbf{C}_3	\mathbf{S}_6	\mathbf{C}'_2	$\sigma_{\mathbf{d}}$
$\overline{\mathcal{F}}_{1g}$	$X_1 \rightarrow -X_1$	$-X_1$	$-X_1$	X_1	X_3	$-X_2$	X_1	X_1
	$X_2 \rightarrow X_2$	X_2	$-X_2$	X_2	$-X_1$	$-X_3$	$-X_3$	$-X_3$
	$X_3 \rightarrow -X_3$	X_3	X_3	X_3	$-X_2$	X_1	$-X_2$	$-X_2$
$\overline{\mathcal{F}}_{2g}$	$X_1 \rightarrow -X_1$	$-X_1$	$-X_1$	X_1	X_3	$-X_2$	$-X_1$	$-X_1$
	$X_2 \rightarrow X_2$	X_2	$-X_2$	X_2	$-X_1$	$-X_3$	X_3	X_3
	$X_3 \rightarrow -X_3$	X_3	X_3	X_3	$-X_2$	X_1	X_2	X_2
$\overline{\mathcal{F}}_{1u}$	$X_1 \rightarrow -X_1$	$-X_1$	$-X_1$	$-X_1$	X_3	X_2	X_1	$-X_1$
	$X_2 \rightarrow X_2$	X_2	$-X_2$	$-X_2$	$-X_1$	X_3	$-X_3$	X_3
	$X_3 \rightarrow -X_3$	X_3	X_3	$-X_3$	$-X_2$	$-X_1$	$-X_2$	X_2
$\overline{\mathcal{F}}_{2u}$	$X_1 \rightarrow -X_1$	$-X_1$	$-X_1$	$-X_1$	X_3	X_2	$-X_1$	X_1
	$X_2 \rightarrow X_2$	X_2	$-X_2$	$-X_2$	$-X_1$	X_3	X_3	$-X_3$
	$X_3 \rightarrow -X_3$	X_3	X_3	$-X_3$	$-X_2$	$-X_1$	X_2	$-X_2$

TABLE XI. List of 3-dimensional irreps of the IR space group

Appendix H: Determination of broken symmetry group

For the first $\overline{\mathcal{F}}_{1u}$ triplet given by Eq. 124 in the main text, at a generic point on the sphere in Fig. 8 such as C or D, the corresponding \mathcal{R} matrix (introduced in Eq. 129), when diagonalised, has the form

$$\mathcal{R} = \begin{pmatrix} a_1\sigma_3 & & & \\ & a_2\sigma_3 & & \\ & & a_3\sigma_3 & \\ & & & a_4\sigma_3 \end{pmatrix}. \quad (\text{H1})$$

Here a_1, \dots, a_4 are four real numbers which are not equal to each other. There are seven linearly independent matrices that commute with \mathcal{R} in the above equation. These are

$$\begin{pmatrix} \sigma_0 & & & \\ & -\sigma_0 & & \\ & & \sigma_0 & \\ & & & -\sigma_0 \end{pmatrix}, \begin{pmatrix} \sigma_0 & & & \\ & -\sigma_0 & & \\ & & 0 & \\ & & & 0 \end{pmatrix}, \begin{pmatrix} 0 & & & \\ & 0 & & \\ & & \sigma_0 & \\ & & & -\sigma_0 \end{pmatrix},$$

$$\begin{pmatrix} 0 & & & \\ & \sigma_3 & & \\ & & 0 & \\ & & & 0 \end{pmatrix}, \begin{pmatrix} \sigma_3 & & & \\ & 0 & & \\ & & 0 & \\ & & & 0 \end{pmatrix}, \begin{pmatrix} 0 & & & \\ & 0 & & \\ & & \sigma_3 & \\ & & & 0 \end{pmatrix}, \begin{pmatrix} 0 & & & \\ & 0 & & \\ & & 0 & \\ & & & \sigma_3 \end{pmatrix}$$

All these matrices commute with each other and hence these generate a subgroup of SU(8) which contains seven mutually commuting U(1) groups. Thus, the SU(8) at a general point on the sphere is broken down to $[U(1)]^7$.

For the points on the three great circles obtained by setting one of the Δ_i to zero, the corresponding \mathcal{R} matrix for the masses look like

$$\mathcal{R} = \begin{pmatrix} a_1\sigma_3 & & & \\ & a_1\sigma_3 & & \\ & & a_3\sigma_3 & \\ & & & a_3\sigma_3 \end{pmatrix}. \quad (\text{H2})$$

There are 15 linearly independent matrices that commute with this \mathcal{R} which form a $U(1) \otimes [U(1) \otimes SO(4)]^2$ of the SU(8).

Finally, at the special eight points where all the Δ_i s have equal magnitude such as point B on the sphere in Fig. 8, the \mathcal{R} matrix has the following form

$$\mathcal{R} = \begin{pmatrix} a_1\sigma_3 & & & \\ & a_1\sigma_3 & & \\ & & a_3\sigma_3 & \\ & & & 0 \end{pmatrix}. \quad (\text{H3})$$

The SU(8) symmetry group at these points breaks down to $U(1) \otimes SO(4) \otimes U(1) \otimes U(1) \otimes U(2)$.

Appendix I: Basis transformation for the density wave semimetals

In Eq. 138, the 16×16 matrix U is given by Eq. 11.

1. The structure of the density wave semimetal masses

In terms of internal symmetry transformations, the 18 density wave semimetals can be divided up into two categories depending on whether the number of gapless fermionic modes changes depending on the particular linear combination of the mass term

$$\sum_i \Delta_i \bar{\chi} m_i \chi, \quad (\text{I2})$$

where i sums over the appropriate number of components depending on the dimension of the irreducible representation. The first class where the number of gapless modes remains unchanged for all values of Δ_i consists of eight masses belonging to the two singlets and two triplets. They respectively make up :

- \mathcal{A}_{1u}^0 and \mathcal{A}_{2u}^0 (Eqs. 134 and 135) : Staggered spin-octupole density wave semimetal.
- \mathcal{J}_{1g}^o (Eq. 150) : Stripy spin-octupole density wave semimetal
- \mathcal{J}_{2g}^e (Eq. 158) : Stripy spin-quadrupole density wave semimetal.

The second class involves the rest of the 10 masses whose number of gapless modes changes as one tunes Δ_i . These consist of two doublets and two triplets given by

- \mathcal{J}_{2g}^o (Eq. 153) : Stripy spin-octupolar density wave semimetal.
- \mathcal{J}_{1g}^e (Eq. 160) : Stripy spin-quadrupolar density wave semimetal.
- \mathcal{E}_g^e (Eq. 163) : Ferro spin-quadrupole density wave semimetal.
- \mathcal{E}_g^o (Eq. 167) : Ferro spin-octupole density wave semimetal.

For the first class, leaving out the two singlets the six masses in the \mathcal{J}_{1g}^o and \mathcal{J}_{2g}^e representations form a reducible representation of a SO(4) subgroup of the low-energy SU(8). This SO(4) (\equiv SU(2) \otimes SU(2)) subgroup is generated by the following six generators:

$$g_1^+ = \frac{1}{2} (\mu_6 \tilde{\Sigma}_{15} - \mu_7 \tilde{\Sigma}_5) \quad (\text{I3a})$$

$$g_2^+ = \frac{1}{2} (\mu_{14} \tilde{\Sigma}_{15} - \mu_{13} \tilde{\Sigma}_5) \quad (\text{I3b})$$

$$g_3^+ = \frac{1}{2} \mu_{11} (\tilde{\Sigma}_1 - \tilde{\Sigma}_0) \quad (\text{I3c})$$

$$g_1^- = \frac{1}{2} (-\mu_6 \tilde{\Sigma}_{15} - \mu_7 \tilde{\Sigma}_5) \quad (\text{I3d})$$

$$g_2^- = \frac{1}{2} (-\mu_{14} \tilde{\Sigma}_{15} - \mu_{13} \tilde{\Sigma}_5) \quad (\text{I3e})$$

$$g_3^- = \frac{1}{2} \mu_{11} (\tilde{\Sigma}_1 + \tilde{\Sigma}_0) \quad (\text{I3f})$$

The g_i^+ and g_i^- separately satisfy su(2) algebra which we call as su(2)₊ and su(2)₋ respectively. Also, these two su(2)s commute with each other, i.e., $[g_i^+, g_j^-] = 0 \quad \forall i, j$. Now we form the following linear combinations of the masses in the \mathcal{J}_{1g}^o and \mathcal{J}_{2g}^e triplets :

$$m_i^+ = (\mathcal{J}_{2g}^e)_i - (\mathcal{J}_{1g}^o)_i \quad (\text{I4a})$$

$$m_i^- = (\mathcal{J}_{2g}^e)_i + (\mathcal{J}_{1g}^o)_i, \quad (\text{I4b})$$

for $i = 1, 2, 3$. Here $(\mathcal{J}_{1g}^o)_i, (\mathcal{J}_{2g}^e)_i$ are the masses in the triplets \mathcal{J}_{1g}^o and \mathcal{J}_{2g}^e . The m_i^+ (m_i^-) masses transform in spin-1 (spin-0) representation under the action of su(2)₊ and in spin-0 (spin-1) representation under su(2)₋. Thus, the six masses in the two triplets transform in (1, 1) representation under the action of the SO(4).

It is interesting to note that the m_i^+ masses go to m_i^- under the action of the microscopic time-reversal (TR). Thus, TR symmetry enforces the two representations of SO(4) to mix resulting in the two triplets resulting in the TR even and odd spin-quadrupole and octupole phases respectively.

For the second group, the ten masses making up the two doublets ($\mathcal{E}_g^e, \mathcal{E}_g^o$) and two triplets ($\mathcal{J}_{1g}^e, \mathcal{J}_{2g}^o$) mix among themselves and actually form a (2, 2) representation of the SO(4) in Eq. I3a. This is easy to see by

$$U = \frac{1}{\sqrt{2}} \begin{pmatrix} 0 & 0 & 0 & 0 & 0 & 0 & 0 & 0 & 0 & 0 & 0 & -i & i & 0 & 0 & 0 \\ 0 & 0 & 0 & 0 & 0 & 0 & 0 & 0 & 0 & 0 & i & 0 & 0 & i & 0 & 0 \\ -i & 0 & 0 & 0 & 0 & 0 & 0 & i & 0 & 0 & 0 & 0 & 0 & 0 & 0 & 0 \\ 0 & -i & 0 & 0 & 0 & 0 & -i & 0 & 0 & 0 & 0 & 0 & 0 & 0 & 0 & 0 \\ 0 & 0 & 0 & 0 & 0 & 0 & 0 & 0 & 0 & 0 & 0 & i & i & 0 & 0 & 0 \\ 0 & 0 & 0 & 0 & 0 & 0 & 0 & 0 & 0 & 0 & -i & 0 & 0 & i & 0 & 0 \\ i & 0 & 0 & 0 & 0 & 0 & 0 & i & 0 & 0 & 0 & 0 & 0 & 0 & 0 & 0 \\ 0 & i & 0 & 0 & 0 & 0 & -i & 0 & 0 & 0 & 0 & 0 & 0 & 0 & 0 & 0 \\ 0 & 0 & 0 & 0 & 0 & 0 & 0 & 0 & -i & 0 & 0 & 0 & 0 & 0 & 0 & i \\ 0 & 0 & 0 & 0 & 0 & 0 & 0 & 0 & 0 & -i & 0 & 0 & 0 & 0 & -i & 0 \\ 0 & 0 & 0 & -i & i & 0 & 0 & 0 & 0 & 0 & 0 & 0 & 0 & 0 & 0 & 0 \\ 0 & 0 & i & 0 & 0 & i & 0 & 0 & 0 & 0 & 0 & 0 & 0 & 0 & 0 & 0 \\ 0 & 0 & 0 & 0 & 0 & 0 & 0 & 0 & i & 0 & 0 & 0 & 0 & 0 & 0 & i \\ 0 & 0 & 0 & 0 & 0 & 0 & 0 & 0 & i & 0 & 0 & 0 & 0 & 0 & -i & 0 \\ 0 & 0 & 0 & i & i & 0 & 0 & 0 & 0 & 0 & 0 & 0 & 0 & 0 & 0 & 0 \\ 0 & 0 & -i & 0 & 0 & i & 0 & 0 & 0 & 0 & 0 & 0 & 0 & 0 & 0 & 0 \end{pmatrix}. \quad (\text{I1})$$

writing the 10 masses in two sub-groups each consisting of five masses as

$$\tilde{m}_i^+ = (\mathcal{J}_{1g}^e)_i - (\mathcal{J}_{2g}^o)_i \quad \forall i = 1, 2, 3, \quad (\text{I5a})$$

$$\tilde{m}_4^+ = (\mathcal{E}_g^e)_1 - (\mathcal{E}_g^o)_1 \quad (\text{I5b})$$

$$\tilde{m}_5^+ = (\mathcal{E}_g^e)_2 - (\mathcal{E}_g^o)_2 \quad (\text{I5c})$$

and

$$\tilde{m}_i^- = (\mathcal{J}_{1g}^e)_i + (\mathcal{J}_{2g}^o)_i \quad \forall i = 1, 2, 3, \quad (\text{I6a})$$

$$\tilde{m}_4^- = (\mathcal{E}_g^e)_1 + (\mathcal{E}_g^o)_1 \quad (\text{I6b})$$

$$\tilde{m}_5^- = (\mathcal{E}_g^e)_2 + (\mathcal{E}_g^o)_2 \quad (\text{I6c})$$

The first (second) sub-group of masses, \tilde{m}_i^+ (\tilde{m}_i^-) transforms as a spin-2(0) representation under $\text{su}(2)_+$ and in spin-0 (spin-2) representation under $\text{su}(2)_-$.

Appendix J: Analysis in the global basis

As mentioned in the main text, Bloch diagonalizing the Hamiltonian in global basis (Eq. 9) obtains four bands arising from the four $j = 3/2$ orbitals (Eq. 6) and each two-fold degenerate due to inversion symmetry. The first set of bands touches the second set of bands at *four* distinct points with a Dirac cone structure, see Fig. 14. With 1/4th filling of the bands, the chemical potential is tuned to the Dirac points at the four \mathbf{Q}_g vectors, Γ , M_1 , M_2 , M_3 termed as valleys, in the original honeycomb lattice Brillouin zone.

Following an approach similar to that adopted in the main text, the IR physics can be obtained by expanding in terms of the four Dirac modes at quarter filling; one obtains four flavours of *two component* Dirac fermions $\chi_{g;\nu}(\mathbf{x})$ where $\nu(= \Gamma, M_1, M_2, M_3)$ refers to the four valleys (Fig. 14). Combining them together, we get the

16-component Dirac spinor

$$\chi_g((x)) = (\chi_{g\Gamma}^T(\mathbf{x}), \chi_{gM_1}^T(\mathbf{x}), \chi_{gM_2}^T(\mathbf{x}), \chi_{gM_3}^T(\mathbf{x}))^T \quad (\text{J1})$$

in the global basis. This should be contrasted with the 16-component spinor in the local basis obtained by stacking the four 4-component spinors in Eq. 24. The low-energy action in the global basis reads

$$\mathcal{L}_g = v_F \bar{\chi}_g(-i\rlap{/}\partial)\chi_g \quad (\text{J2})$$

repeated are summed over the spatial directions. The gamma matrices in the global basis are

$$\gamma_g^0 = M_{0003}, \gamma_g^1 = M_{0002}, \gamma_g^2 = -M_{0001} \quad (\text{J3})$$

with

$$M_{\mu\nu\rho\tau} = \sigma_\mu \sigma_\nu \sigma_\rho \sigma_\tau, \quad \mu, \nu, \rho, \tau \in \{0, 1, 2, 3\} \quad (\text{J4})$$

where σ_μ are the Pauli matrices $\sigma_0 = 1_{2 \times 2}$, $\sigma_1 = \sigma_x$, $\sigma_2 = \sigma_y$ and $\sigma_3 = \sigma_z$. The Dirac action obtained from Eq. (J2) has an emergent global SU(8) symmetry, much like in the local basis. However, the crucial point is that the SU(4) symmetry of the transformed microscopic Hamiltonian in the local basis does not directly manifest in the Dirac lagrangian Eq. (J2). This is the reason why we choose to represent the relevant matrices $M_{\mu\nu\sigma\tau}$ using the products of Pauli matrices as in Eq. (J4), as there is no natural choice of flavor and chiral spaces in the global basis. Despite the burden of this additional notation, we will see that the global formulation provides key insights, particularly the semimetallic phases obtained in the main text.

The Dirac action obtained from Eq. (J2) is invariant under the space group symmetry operations \mathbb{S} , the global basis spinors transform as $\chi_g(\mathbf{x}) \rightarrow \Omega_{\mathbb{S}} \chi_g(\mathbb{S}^{-1}\mathbf{x})$. The matrices $\Omega_{\mathbb{S}}$ are obtained as (analogous to that discussed in appendix F 2)

$$\begin{aligned}
\Omega_{\mathbf{C}_3} &= \frac{1}{16} \left(-M_{0000} - i\sqrt{3}M_{0003} + i\sqrt{3}M_{0010} - 3M_{0013} + \sqrt{3}M_{0120} + 3iM_{0123} + M_{0130} + i\sqrt{3}M_{0133} + i\sqrt{3}M_{0220} \right. \\
&\quad - 3M_{0223} + iM_{0230} - \sqrt{3}M_{0233} - M_{0300} - i\sqrt{3}M_{0303} + i\sqrt{3}M_{0310} - 3M_{0313} + \sqrt{3}M_{1020} \\
&\quad + 3iM_{1023} - M_{1030} - i\sqrt{3}M_{1033} + M_{1100} + i\sqrt{3}M_{1103} + i\sqrt{3}M_{1110} - 3M_{1113} - iM_{1200} \\
&\quad + \sqrt{3}M_{1203} + \sqrt{3}M_{1210} + 3iM_{1213} - \sqrt{3}M_{1320} - 3iM_{1323} + M_{1330} + i\sqrt{3}M_{1333} - i\sqrt{3}M_{2020} \\
&\quad + 3M_{2023} + iM_{2030} - \sqrt{3}M_{2033} + iM_{2100} - \sqrt{3}M_{2103} - \sqrt{3}M_{2110} - 3iM_{2113} + M_{2200} \\
&\quad + i\sqrt{3}M_{2203} + i\sqrt{3}M_{2210} - 3M_{2213} + i\sqrt{3}M_{2320} - 3M_{2323} - iM_{2330} + \sqrt{3}M_{2333} - M_{3000} \\
&\quad - i\sqrt{3}M_{3003} + i\sqrt{3}M_{3010} - 3M_{3013} - \sqrt{3}M_{3120} - 3iM_{3123} - M_{3130} - i\sqrt{3}M_{3133} - i\sqrt{3}M_{3220} \\
&\quad \left. + 3M_{3223} - iM_{3230} + \sqrt{3}M_{3233} - M_{3300} - i\sqrt{3}M_{3303} + i\sqrt{3}M_{3310} - 3M_{3313} \right) \\
\Omega_{\sigma_d} &= -\frac{1}{2}i(M_{0322} - M_{1122} - M_{2222} + M_{3022}), \quad \Omega_{\mathbf{C}'_2} = \frac{1}{2}i(M_{0331} + M_{1131} + M_{2231} + M_{3031}), \quad \Omega_{\mathbf{I}} = -M_{3313} \\
\Omega_{\mathbf{S}_6} &= \frac{1}{16} \left(3M_{0000} - i\sqrt{3}M_{0003} + i\sqrt{3}M_{0010} + M_{0013} + \sqrt{3}M_{0120} - iM_{0123} - 3M_{0130} + i\sqrt{3}M_{0133} \right. \\
&\quad + i\sqrt{3}M_{0220} + M_{0223} - 3iM_{0230} - \sqrt{3}M_{0233} + 3M_{0300} - i\sqrt{3}M_{0303} + i\sqrt{3}M_{0310} + M_{0313} + \sqrt{3}M_{1020} \\
&\quad - iM_{1023} + 3M_{1030} - i\sqrt{3}M_{1033} - 3M_{1100} + i\sqrt{3}M_{1103} + i\sqrt{3}M_{1110} + M_{1113} + 3iM_{1200} \\
&\quad + \sqrt{3}M_{1203} + \sqrt{3}M_{1210} - iM_{1213} - \sqrt{3}M_{1320} + iM_{1323} - 3M_{1330} + i\sqrt{3}M_{1333} - i\sqrt{3}M_{2020} \\
&\quad - M_{2023} - 3iM_{2030} - \sqrt{3}M_{2033} - 3iM_{2100} - \sqrt{3}M_{2103} - \sqrt{3}M_{2110} + iM_{2113} - 3M_{2200} \\
&\quad + i\sqrt{3}M_{2203} + i\sqrt{3}M_{2210} + M_{2213} + i\sqrt{3}M_{2320} + M_{2323} + 3iM_{2330} + \sqrt{3}M_{2333} + 3M_{3000} \\
&\quad - i\sqrt{3}M_{3003} + i\sqrt{3}M_{3010} + M_{3013} - \sqrt{3}M_{3120} + iM_{3123} + 3M_{3130} - i\sqrt{3}M_{3133} - i\sqrt{3}M_{3220} \\
&\quad \left. - M_{3223} + 3iM_{3230} + \sqrt{3}M_{3233} + 3M_{3300} - i\sqrt{3}M_{3303} + i\sqrt{3}M_{3310} + M_{3313} \right) \\
\Omega_{\mathbf{T}_1} &= M_{0300}, \quad \Omega_{\mathbf{T}_2} = M_{3000} \quad \Omega_{\mathbf{T}} = iM_{0032}
\end{aligned} \tag{J5}$$

An important feature here is that χ_g transforms under the action of \mathbb{S} such that the space of spinors $\chi_{g\Gamma}$ is an invariant subspace, i. e., symmetry transformations do not mix $\chi_{g\Gamma}$ with any other $\chi_{g\nu}$, $\nu \in \{M_1, M_2, M_3\}$.

We now see that any fermion bilinear of the form

$$-i\bar{\chi}_g \gamma_g^0 M_{\mu\nu\rho 3} \chi_g \tag{J6}$$

described by a mass matrix $M_{\mu\nu\rho 3}$, $\mu, \nu, \rho \in \{0, 1, 2, 3\}$ which anticommutes with γ_g^1 and γ_g^2 , gaps out the Dirac fermions. The 64 masses can be classified by the irreducible representations of the space group using the fact that the masses $M_{\mu\nu\rho 3}$ transform adjointly under the action of the operations Eq. (J5). On carrying out the classification of mass terms according to the irreducible representations of the space group, the analysis based on the global basis produces identical results as those in tables. I to IV.

The global basis offers illuminating insights into understanding the phases, particularly the semimetallic ones. Central to this is the fact that symmetry operations \mathbb{S} do not mix $\chi_{g\Gamma}$ with any other $\chi_{g\nu}$, $\nu \in \{M_1, M_2, M_3\}$. Thus, a spinor can be decomposed into

$$\chi_g = \underbrace{P_{\Gamma}\chi_g}_{\chi_{g\Gamma}} + \underbrace{(1 - P_{\Gamma})\chi_g}_{\chi_{gM}} \tag{J7}$$

where the operator P_{Γ} projects a general spinor to the valley Γ . The space of spinors $\chi_{g\Gamma}$ carries some irreps D^a (in the fundamental representation) of the space group labeled by index a . Similarly, the space of spinors χ_{gM} (spinors belonging to valleys M_1, M_1, M_1) may be decomposed into space group irreps D^b labelled by b . Also, the adjoint representation on the space of masses is decomposed into irreps D^c labeled by c . We can now study the structure of the masses in one of the representations D^c , by exploring which product representations $D^{P*} \otimes D^c \otimes D^Q$ where $P, Q \in \{a, b\}$ contain a singlet representation. Several interesting possibilities arise, of which two are crucially important:

1. An irreducible mass matrix M^c (c labels the irrep D^c in the adjoint representation) is such that there is no identity representation in the decomposable tensor product representation $D^{a'*} \otimes D^c \otimes D^a$ for all a, a' representations carried by the $\chi_{g\Gamma}$ -space. Further, there is atleast one identity representation in $D^{b'*} \otimes D^c \otimes D^b$, where b, b' are irreps of the χ_{gM} -space. In such a scenario, the mass M^c acts like a “zero matrix” on spinors $\chi_{g\Gamma}$, and has the following

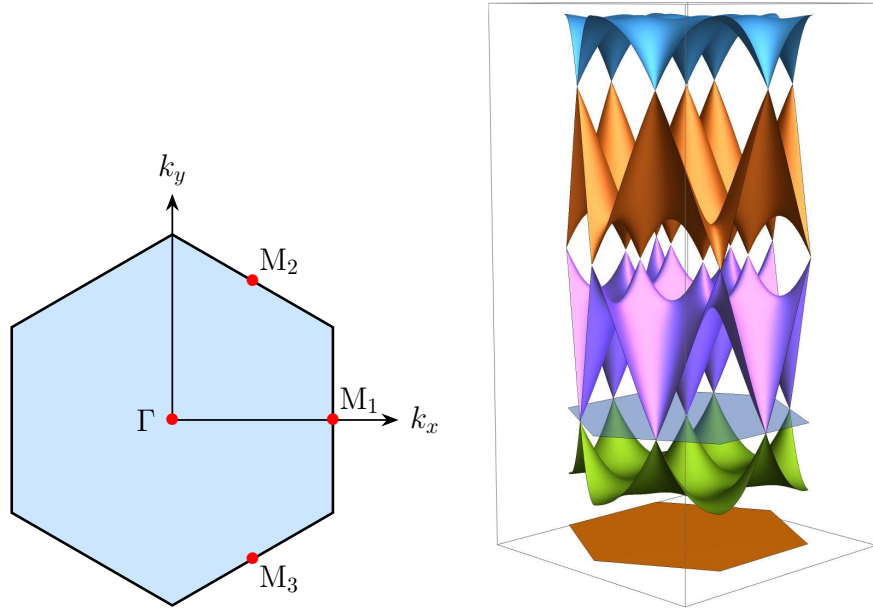


FIG. 14. Brillouin zone and band structure in the global basis. Each of the four bands indicated in a different color are twofold degenerate. At quarter filling, distinct Dirac cones appear at four points (valleys) Γ , M_1 , M_2 , M_3 . The light blue plane indicates the chemical potential at quarter-filling.

structure,

$$M_{\Gamma\text{-DSM}}^c = \begin{matrix} & \Gamma & M_1 & M_2 & M_2 \\ \Gamma & \begin{pmatrix} 0_{4\times 4} & 0_{4\times 4} & 0_{4\times 4} & 0_{4\times 4} \end{pmatrix} & \blacksquare & \blacksquare & \blacksquare \\ M_1 & \blacksquare & 0_{4\times 4} & 0_{4\times 4} & 0_{4\times 4} \\ M_2 & \blacksquare & \blacksquare & 0_{4\times 4} & 0_{4\times 4} \\ M_3 & \blacksquare & \blacksquare & \blacksquare & 0_{4\times 4} \end{pmatrix}, \quad (\text{J8})$$

where $\blacksquare \equiv$ non-zero entry. This guarantees that the Dirac cones at Γ are ungapped, leading to a semimetallic phase, and we dub such a phase as “Gamma-Dirac semimetal (Γ -DSM)”. Examples of such semimetals are entries No. 17, 18, 20, 22, 23 and 24 in Table IV. As discussed in the main text, additional gapless modes may be possible if such masses arise in a doublet or triplet representation when the coefficients of the mass matrices satisfy special criteria (see, for example, 155).

- The second interesting possibility for the mass M^c is such that while there is no identity representation in $D^{a'*} \otimes D^c \otimes D^a$ (a, a' are representations in $\chi_{g\Gamma}$ -space) or $D^{b'*} \otimes D^c \otimes D^b$ (b, b' are representations in χ_{gM} -space), but there is at least one identity representation in $D^{a'*} \otimes D^c \otimes D^b$. This implies that the mass M^c mixes $\chi_{g\Gamma}$ with χ_{gM} , but since mixing between spinors at Γ is forbidden as is the mixing between spinors between the M valleys, the remaining possibility is that of mixing between spinors at Γ with those of M leading to the mass

matrix structured as

$$M_{\text{M-DSM}}^c = \begin{matrix} & \Gamma & M_1 & M_2 & M_2 \\ \Gamma & \begin{pmatrix} 0_{4\times 4} & \blacksquare & \blacksquare & \blacksquare \end{pmatrix} & \blacksquare & \blacksquare & \blacksquare \\ M_1 & \blacksquare & 0_{4\times 4} & 0_{4\times 4} & 0_{4\times 4} \\ M_2 & \blacksquare & 0_{4\times 4} & 0_{4\times 4} & 0_{4\times 4} \\ M_3 & \blacksquare & 0_{4\times 4} & 0_{4\times 4} & 0_{4\times 4} \end{pmatrix}, \quad (\text{J9})$$

This type of mass matrix has an emergent sublattice symmetry where

$$U_{SL}^\dagger M_{\text{M-DSM}}^c U_{SL} = -M_{\text{M-DSM}}^c \quad (\text{J10})$$

with

$$U_{SL} = \begin{matrix} & \Gamma & M_1 & M_2 & M_2 \\ \Gamma & \begin{pmatrix} 1_{4\times 4} & 0_{4\times 4} & 0_{4\times 4} & 0_{4\times 4} \\ 0_{4\times 4} & -1_{4\times 4} & 0_{4\times 4} & 0_{4\times 4} \\ 0_{4\times 4} & 0_{4\times 4} & -1_{4\times 4} & 0_{4\times 4} \\ 0_{4\times 4} & 0_{4\times 4} & 0_{4\times 4} & -1_{4\times 4} \end{pmatrix} & & & \\ M_1 & & & & \\ M_2 & & & & \\ M_3 & & & & \end{matrix} \quad (\text{J11})$$

which guarantees that there are at least 8 zero eigenvalues leading to (at least) 8 gapless modes for any such mass. Note that the gapless modes will be a linear combination of spinors from all the valleys and, in particular will depend on the non-zero entries denoted by \blacksquare . Such semimetals are dubbed “M-Dirac semimetals (M-DSM)”. In Table IV, the entries 19 and 21 are of this type.

XI. SPINLESS FERMIONS ON A HONEYCOMB LATTICE WITH π -FLUX AT 1/4-TH FILLING

In this section, we revisit the physics of spinless fermions hopping on a honeycomb lattice with a π -flux

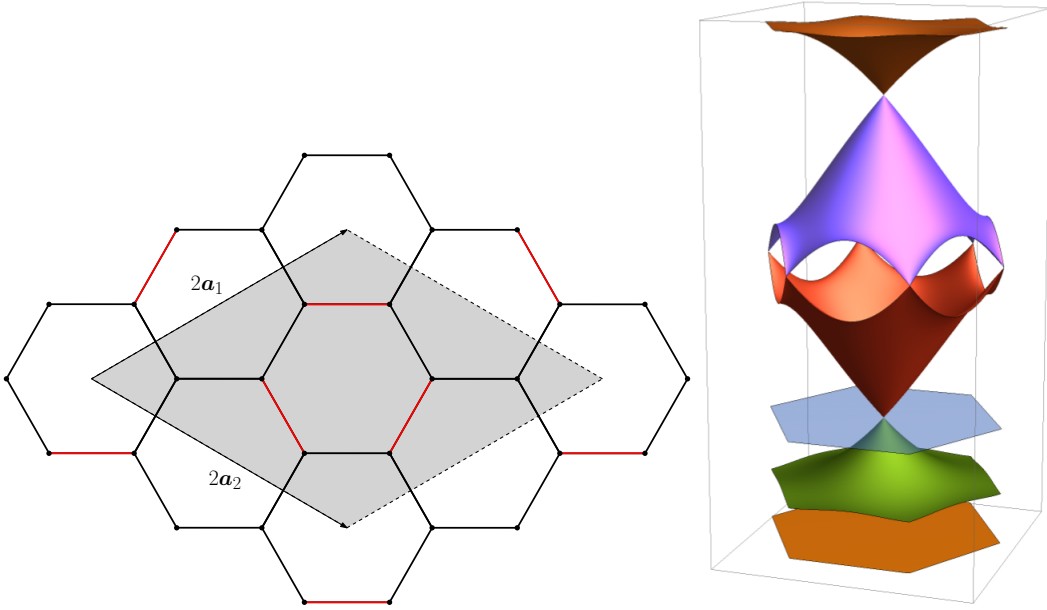


FIG. 15. Honeycomb lattice with π -flux. (Left) Unit cell consisting of 8 sites adopted for the analysis. Fermions hop to nearest neighbors where red links shown have a hopping amplitude with a negative sign. (Right) Band structure showing four bands, each of which is two-fold degenerate. The light blue plane shows the quarter-filled chemical potential.

through each of the honeycomb plaquettes. We adopt the unit cell shown in Fig. 15, and choose a more convenient gauge for obtaining the π -flux (this enables an efficient implementation of lattice symmetries). We obtain four bands, each of which is two-fold degenerate. At quarter filling, we obtain two Dirac cones located at the Γ point of the hexagonal Brillouin zone as shown in Fig. 14. The low energy physics is described by a four-component spinor χ_π with a Lagrangian density similar to Eq. (J2) with,

$$\gamma_\pi^0 = M_{03}, \gamma_\pi^1 = -M_{02}, \gamma_\pi^2 = M_{01} \quad (1)$$

where

$$M_{\mu\nu} = \sigma_\mu \sigma_\nu. \quad (2)$$

where σ_μ are Pauli matrices defined just below Eq. (J4). The system has an emergent global SU(2) symmetry generated by $M_{i0}, i \in \{1, 2, 3\}$ which is the analog of the chiral symmetry discussed near Eq. (28).

A fermion bilinear of the form

$$-i\bar{\chi}_\pi \gamma_\pi^0 M_{\mu 3} \chi_\pi \quad (3)$$

described by a mass matrix $M_{\mu 3}, \mu \in \{0, 1, 2, 3\}$ which anticommutes with γ_π^1 and γ_π^2 , gaps out the Dirac fermions. The space of these mass matrices can be reduced in the irreps of the space group, resulting in the phases described below.

A. Integer Chern insulator

This mass transforms as a one-dimensional irrep, breaking time reversal and reflection symmetries of the

lattice while preserving all the proper rotational symmetries of the hexagonal lattice

$$\begin{array}{|c|c|} \hline \mathcal{A}_{2g}^o & \\ \hline 1 & M_{03} \\ \hline \end{array}$$

resulting in a mass term

$$\Delta_{\text{ICI}} = -i\langle \bar{\chi}_\pi \chi_\pi \rangle. \quad (4)$$

It is clear that the SU(4) symmetric ICI found in Eq. (68) is a “larger dimensional” realization of such a phase with a larger value of the Chern-Simons level.

B. Stripy density waves

The remainder of the three masses organize as a triplet under the space group symmetries, preserving time reversal but breaking rotational and translational symmetries.

\mathcal{F}_{1g}^e	
1	$\frac{1}{\sqrt{2}}M_{13} + \frac{1}{\sqrt{6}}M_{23} - \frac{1}{\sqrt{3}}M_{33}$
2	$-\frac{1}{\sqrt{2}}M_{13} + \frac{1}{\sqrt{6}}M_{23} - \frac{1}{\sqrt{3}}M_{33}$
3	$\sqrt{\frac{2}{3}}M_{23} + \frac{1}{\sqrt{3}}M_{33}$

The three components of the masses correspond to the fermion bilinears

$$\begin{aligned} & -i\langle \bar{\chi}_\pi \left(\frac{1}{\sqrt{2}}M_{10} + \frac{1}{\sqrt{6}}M_{20} - \frac{1}{\sqrt{3}}M_{30} \right) \chi_\pi \rangle, \\ & -i\langle \bar{\chi}_\pi \left(-\frac{1}{\sqrt{2}}M_{10} + \frac{1}{\sqrt{6}}M_{20} - \frac{1}{\sqrt{3}}M_{30} \right) \chi_\pi \rangle, \quad (5) \\ & -i\langle \bar{\chi}_\pi \left(\sqrt{\frac{2}{3}}M_{20} + \frac{1}{\sqrt{3}}M_{30} \right) \chi_\pi \rangle \end{aligned}$$

any one of which produces a stripy density wave similar to that shown in Fig. 6. The mass matrices that appear here are orthogonal linear combinations of the chiral symmetry generators discussed just below Eq. (1). Indeed, it is evident that the chiral masses shown in Eq. (72) correspond to this case.

XII. A MODEL WITH $j = 1/2$ SPINS

In this section, we construct a model on a honeycomb lattice where the spin-orbit coupling is realized in a $j = 1/2$ system, i. e., as a system with spin-1/2 degrees of freedom. Although this model is not directly motivated by a material system, it is nevertheless useful to study, in a simpler setting, the conceptual underpinnings of how spin-orbit coupling produces interesting new phenomena. The model is defined using Fig. 2 where each lattice site has two $j = 1/2$ orbitals. The hopping Hamiltonian is same as that in Eq. (9), with the key difference that $U_{\mathbf{r}\mathbf{r}'} = \{\tau_x, \tau_y, \tau_z\}$ (τ_i here are the Pauli matrices acting on the $j=1/2$ space) respectively when $\mathbf{r}\mathbf{r}'$ is the x, y, z type link shown in Fig. 2. This system has the following microscopic symmetries among those listed in table. V and time reversal,

1. Lattice translations as in \mathbf{T}_1 and \mathbf{T}_2
2. \mathbf{C}_3 rotations
3. σ_d dihedral reflection
4. Time reversal \mathbb{T} , with $\mathbb{T}^2 = -1$

The interesting aspect of this model is that by carrying out transformations similar to those discussed in appendix D, one can arrive at a system with a π -flux through each honeycomb plaquette, and a *global* SU(2) flavor symmetry. In other words, this model is the “SU(2) version” of the SU(4) model discussed in the main text.

We continue to discuss this model in the *global* basis. The band structure of this model is identical to that shown in Fig. 14, the difference being that each band is non-degenerate. At quarter filling, the physics can be described by four Dirac cones, one each located at Γ, M_1, M_2, M_3 . We get a Dirac action similar to Eq. (J2), with χ_g as in Eq. (J1) where $\chi_{g\nu}$, $\nu \in \{\Gamma, M_1, M_2, M_3\}$ are 2-component spinors. The Dirac gamma matrices are

$$\gamma_g^0 = M_{003}, \gamma_g^1 = M_{002}, \gamma_g^2 = -M_{001} \quad (1)$$

and

$$M_{\mu\nu\rho} = \sigma_\mu \sigma_\nu \sigma_\tau \quad (2)$$

where Pauli matrices σ_μ are described just below Eq. (J4)

The symmetry transformations are described by

$$\begin{aligned} \Omega_{\mathbf{C}_3} &= \frac{1}{8} \left(M_{000} + i\sqrt{3}M_{003} - M_{010} - i\sqrt{3}M_{013} \right. \\ &\quad + iM_{020} - \sqrt{3}M_{023} + M_{030} + i\sqrt{3}M_{033} - M_{100} \\ &\quad - i\sqrt{3}M_{103} + M_{110} + i\sqrt{3}M_{113} + iM_{120} \\ &\quad - \sqrt{3}M_{123} + M_{130} + i\sqrt{3}M_{133} - iM_{200} \\ &\quad + \sqrt{3}M_{203} - iM_{210} + \sqrt{3}M_{213} + M_{220} \\ &\quad + i\sqrt{3}M_{223} + iM_{230} - \sqrt{3}M_{233} + M_{300} \\ &\quad + i\sqrt{3}M_{303} + M_{310} + i\sqrt{3}M_{313} - iM_{320} \\ &\quad \left. + \sqrt{3}M_{323} + M_{330} + i\sqrt{3}M_{333} \right) \\ \Omega_{\sigma_d} &= \frac{1}{2} (-M_{032} + M_{112} + M_{222} - M_{302}) \\ \Omega_{\mathbf{T}_1} &= M_{300} \\ \Omega_{\mathbf{T}_2} &= M_{030} \\ \Omega_{\mathbb{T}} &= iM_{002} \end{aligned} \quad (3)$$

Again, we see that the spinors $\chi_{g\Gamma}$ (see Eq. (J7)) form an invariant subspace under the action of the symmetries above. One, therefore, expects to obtain semimetallic phases when the mass matrices of the type $M_{\mu\nu 3}$, $\mu, \nu \in \{0, 1, 2, 3\}$ that gap out (see Eq. (J6)) the Dirac Lagrangian Eq. (J2) defined by Eq. (1) are resolved into irreducible components. Below we briefly describe seven irreducible masses and the resulting phases obtained by such an analysis.

A. Chiral masses

1. Integer Chern insulator

\mathbf{C}_3	σ_d	\mathbf{T}_1	\mathbf{T}_2	\mathbb{T}	\mathcal{P}^o	
✓	✗	✓	✓	✗	1	M_{003}

This mass is SU(2) symmetric and produces a fully gapped state. Viewed on the lattice, it produces spin-independent second neighbour hoppings akin to the Haldane honeycomb model as in Fig. 5 with an effective Chern-Simons action described by Eq. (69).

2. Stripy Density Wave Phase

\mathbf{C}_3	σ_d	\mathbf{T}_1	\mathbf{T}_2	\mathbb{T}	\mathcal{J}^e	
✗	✗	✗	✗	✓	1	M_{123}
					2	$-M_{203}$
					3	$-M_{323}$

This is again an SU(2) invariant mass that results in a stripy density wave similar to the SU(4) invariant case found in Eq. (72).

The two cases described above exhaust the chiral masses.

B. SU(2) Flavor masses

1. Quantum dipolar Hall mass

C_3	σ_d	T_1	T_2	T
\times	\times	\checkmark	\checkmark	\times

\mathcal{J}^e	
1	M_{213}
2	$-M_{233}$
3	$-M_{023}$

This mass produces spin-dependent second neighbour hopping that produces a uniform SU(2) flux in a second-neighbor triangle, gapping out the system. The phase with this mass is described by a mutual Chern-Simons theory like Eq. (79) resulting in dipole-filtered edge states and is analogous to the phase discussed in section. VII A 2.

C. Mixed masses

1. Ferromagnetic insulator

C_3	σ_d	T_1	T_2	T
\checkmark	\times	\checkmark	\checkmark	\times

\mathcal{A}^o	
1	$\frac{M_{033}}{\sqrt{3}} + \frac{M_{303}}{\sqrt{3}} + \frac{M_{333}}{\sqrt{3}}$

This mass manifests as a uniform magnetic field in the direction perpendicular to the honeycomb and fully gap out the Dirac fermions. The analogous state corresponding to this in the SU(4) case is discussed in section. VIII A 2.

2. Ferromagnetic semimetal – Γ -Dirac Semimetal

C_3	σ_d	T_1	T_2	T
\times	\times	\checkmark	\checkmark	\times

\mathcal{E}^o	
1	$\frac{M_{033}}{\sqrt{2}} - \frac{M_{333}}{\sqrt{2}}$
2	$\frac{M_{033}}{\sqrt{6}} - \sqrt{\frac{2}{3}}M_{303} + \frac{M_{333}}{\sqrt{6}}$

The doublet mass produces a local magnetic field in the plane of the honeycomb lattice and the components rotate into each other under lattice symmetries; this phase is analogous to the ferro spin-octupolar semimetallic phase discussed in section. VIII B 5. For any generic linear combination of the masses, the Dirac cone at the Γ point remains ungapped, while for special linear combinations of the two masses, there is one additional gapless mode as discussed in section. VIII B 5. This is a semimetallic phase of Γ -DSM type.

3. Stripy spin density wave semimetal (M-Dirac Semimetal)

C_3	σ_d	T_1	T_2	T
\times	\times	\times	\times	\times

\mathcal{J}^o	
1	$\frac{M_{113}}{\sqrt{2}} - \frac{M_{223}}{\sqrt{2}}$
2	$-\frac{M_{103}}{\sqrt{2}} - \frac{M_{133}}{\sqrt{2}}$
3	$-\frac{M_{013}}{\sqrt{2}} - \frac{M_{313}}{\sqrt{2}}$

This mass produces a spin density wave of the stripy kind similar to that discussed in Eq. (150). Interestingly, this produces a semimetallic phase of the M-DSM kind, precisely as discussed for the SU(4) case in Eq. (150).

4. Stripy spin density wave semimetal – (Γ -Dirac Semimetal)

C_3	σ_d	T_1	T_2	T
\times	\times	\times	\times	\times

T_u^o	
1	$\frac{M_{113}}{\sqrt{2}} + \frac{M_{223}}{\sqrt{2}}$
2	$\frac{M_{133}}{\sqrt{2}} - \frac{M_{103}}{\sqrt{2}}$
3	$\frac{M_{313}}{\sqrt{2}} - \frac{M_{013}}{\sqrt{2}}$

This is a triplet mass that produces a stripy magnetic field; the key difference between the one just discussed above, is that this possesses an isolated Dirac cone, where a single Dirac cone at Γ is always left ungapped. This is similar to the SU(4) case discussed in Eq. (153) that produces a stripy octupolar density wave. For the SU(2) case one has a stripy density wave. Again, just as in the case discussed in Eq. (153), there are special linear combinations of the masses that obtain additional gapless modes.

[1] O. Vafek and A. Vishwanath, *Annual Review of Condensed Matter Physics* **5**, 83 (2014).

[2] M. Goerbig and G. Montambaux, “Dirac fermions in condensed matter and beyond,” in *Dirac Matter*, edited

- by B. Duplantier, V. Rivasseau, and J.-N. Fuchs (Springer International Publishing, Cham, 2017) pp. 25–53.
- [3] P. R. Wallace, *Phys. Rev.* **71**, 622 (1947).
 - [4] K. S. Novoselov, A. K. Geim, S. V. Morozov, D. Jiang, M. I. Katsnelson, I. Grigorieva, S. Dubonos, and a. Firsov, *Nature* **438**, 197 (2005).
 - [5] Y. Zhang, Y.-W. Tan, H. L. Stormer, and P. Kim, *Nature* **438**, 201 (2005).
 - [6] A. K. Geim, *Science* **324**, 1530 (2009).
 - [7] A. H. Castro Neto, F. Guinea, N. M. R. Peres, K. S. Novoselov, and A. K. Geim, *Rev. Mod. Phys.* **81**, 109 (2009).
 - [8] M. O. Goerbig, *Rev. Mod. Phys.* **83**, 1193 (2011).
 - [9] S. Das Sarma, S. Adam, E. H. Hwang, and E. Rossi, *Rev. Mod. Phys.* **83**, 407 (2011).
 - [10] K. S. Novoselov, *Rev. Mod. Phys.* **83**, 837 (2011).
 - [11] A. K. Geim, *Rev. Mod. Phys.* **83**, 851 (2011).
 - [12] T. Wehling, A. Black-Schaffer, and A. Balatsky, *Advances in Physics* **63**, 1 (2014).
 - [13] S. M. Young and C. L. Kane, *Phys. Rev. Lett.* **115**, 126803 (2015).
 - [14] M. Hirata, A. Kobayashi, C. Berthier, and K. Kanoda, *Reports on Progress in Physics* **84**, 036502 (2021).
 - [15] A. Kobayashi, S. Katayama, Y. Suzumura, and H. Fukuyama, *Journal of the Physical Society of Japan* **76**, 034711 (2007).
 - [16] M. O. Goerbig, J.-N. Fuchs, G. Montambaux, and F. Piéchon, *Phys. Rev. B* **78**, 045415 (2008).
 - [17] D. A. Wollman, D. J. Van Harlingen, J. Giapintzakis, and D. M. Ginsberg, *Phys. Rev. Lett.* **74**, 797 (1995).
 - [18] J. Kirtley, C. Tsuei, J. Sun, C. Chi, L. S. Yu-Jahnes, A. Gupta, M. Rupp, and M. Ketchen, *Nature* **373**, 225 (1995).
 - [19] G. Volovik, *Jetp Letters* **58**, 469 (1993).
 - [20] Y. Wang and A. H. MacDonald, *Phys. Rev. B* **52**, R3876 (1995).
 - [21] L. Balents, M. P. Fisher, and C. Nayak, *International Journal of Modern Physics B* **12**, 1033 (1998).
 - [22] X. Wan, A. M. Turner, A. Vishwanath, and S. Y. Savrasov, *Physical Review B* **83**, 205101 (2011).
 - [23] S. M. Young, S. Zaheer, J. C. Y. Teo, C. L. Kane, E. J. Mele, and A. M. Rappe, *Phys. Rev. Lett.* **108**, 140405 (2012).
 - [24] J. E. Moore and L. Balents, *Phys. Rev. B* **75**, 121306 (2007).
 - [25] R. Roy, *Phys. Rev. B* **79**, 195322 (2009).
 - [26] L. Fu, C. L. Kane, and E. J. Mele, *Phys. Rev. Lett.* **98**, 106803 (2007).
 - [27] M. Z. Hasan and C. L. Kane, *Rev. Mod. Phys.* **82**, 3045 (2010).
 - [28] X.-L. Qi and S.-C. Zhang, *Rev. Mod. Phys.* **83**, 1057 (2011).
 - [29] Y. Chen, J. G. Analytis, J.-H. Chu, Z. Liu, S.-K. Mo, X.-L. Qi, H. Zhang, D. Lu, X. Dai, Z. Fang, *et al.*, *Science* **325**, 178 (2009).
 - [30] D. Pacile, J. Meyer, C. Ö. Girit, and A. Zettl, *Applied Physics Letters* **92**, 133107 (2008).
 - [31] G. Li, A. Luican, and E. Y. Andrei, *Physical review letters* **102**, 176804 (2009).
 - [32] R. R. Nair, P. Blake, A. N. Grigorenko, K. S. Novoselov, T. J. Booth, T. Stauber, N. M. Peres, and A. K. Geim, *Science* **320**, 1308 (2008).
 - [33] Z. Li, E. A. Henriksen, Z. Jiang, Z. Hao, M. C. Martin, P. Kim, H. L. Stormer, and D. N. Basov, *Nature physics* **4**, 532 (2008).
 - [34] N. Levy, S. Burke, K. Meaker, M. Panlasigui, A. Zettl, F. Guinea, A. C. Neto, and M. F. Crommie, *Science* **329**, 544 (2010).
 - [35] J. G. Checkelsky, L. Li, and N. P. Ong, *Phys. Rev. B* **79**, 115434 (2009).
 - [36] J. H. Bardarson and J. E. Moore, *Reports on Progress in Physics* **76**, 056501 (2013).
 - [37] M. Hermele, T. Senthil, and M. P. A. Fisher, *Phys. Rev. B* **72**, 104404 (2005).
 - [38] I. Affleck and J. B. Marston, *Physical Review B* **37**, 3774 (1988).
 - [39] J. B. Marston and I. Affleck, *Physical Review B* **39**, 11538 (1989).
 - [40] W. Rantner and X.-G. Wen, *Phys. Rev. Lett.* **86**, 3871 (2001).
 - [41] X.-G. Wen, *Physical Review B* **65**, 165113 (2002).
 - [42] M. Hermele, T. Senthil, M. P. Fisher, P. A. Lee, N. Nagaosa, and X.-G. Wen, *Physical Review B* **70**, 214437 (2004).
 - [43] M. Franz and Z. Tešanović, *Phys. Rev. Lett.* **87**, 257003 (2001).
 - [44] W. Rantner and X.-G. Wen, *Phys. Rev. B* **66**, 144501 (2002).
 - [45] D. T. Son, *Phys. Rev. X* **5**, 031027 (2015).
 - [46] R. Boyack, H. Yerzhakov, and J. Maciejko, *The European Physical Journal Special Topics* **230**, 979 (2021).
 - [47] S. Y. Zhou, G.-H. Gweon, A. Fedorov, d. First, PN, W. De Heer, D.-H. Lee, F. Guinea, A. Castro Neto, and A. Lanzara, *Nature materials* **6**, 770 (2007).
 - [48] This phase can have other gapless mode such as Goldstone boson if a continuous symmetry is broken.
 - [49] S. Ryu, C. Mudry, C.-Y. Hou, and C. Chamon, *Physical Review B* **80**, 205319 (2009).
 - [50] I. F. Herbut, V. Juričić, and B. Roy, *Phys. Rev. B* **79**, 085116 (2009).
 - [51] A. Tanaka and X. Hu, *Phys. Rev. Lett.* **95**, 036402 (2005).
 - [52] D. J. Gross and A. Neveu, *Phys. Rev. D* **10**, 3235 (1974).
 - [53] J. Zinn-Justin, *Nuclear Physics B* **367**, 105 (1991).
 - [54] S. Sachdev, *Physics world* **12**, 33 (1999).
 - [55] I. F. Herbut, *Phys. Rev. Lett.* **97**, 146401 (2006).
 - [56] T. Senthil, A. Vishwanath, L. Balents, S. Sachdev, and M. P. Fisher, *Science* **303**, 1490 (2004).
 - [57] T. Senthil and M. P. A. Fisher, *Phys. Rev. B* **74**, 064405 (2006).
 - [58] C. L. Kane and E. J. Mele, *Phys. Rev. Lett.* **95**, 226801 (2005).
 - [59] F. D. M. Haldane, *Phys. Rev. Lett.* **61**, 2015 (1988).
 - [60] W. Witczak-Krempa, G. Chen, Y. B. Kim, and L. Balents, *arXiv preprint arXiv:1305.2193* (2013).
 - [61] S. Raghu, X.-L. Qi, C. Honerkamp, and S.-C. Zhang, *Phys. Rev. Lett.* **100**, 156401 (2008).
 - [62] T. Grover and T. Senthil, *Phys. Rev. Lett.* **100**, 156804 (2008).
 - [63] I. F. Herbut, V. Juričić, and O. Vafek, *Phys. Rev. B* **80**, 075432 (2009).
 - [64] U. F. P. Seifert, X.-Y. Dong, S. Chulliparambil, M. Vojta, H.-H. Tu, and L. Janssen, *Phys. Rev. Lett.* **125**, 257202 (2020).
 - [65] Z. H. Liu, M. Vojta, F. F. Assaad, and L. Janssen, *Phys. Rev. Lett.* **128**, 087201 (2022).

- [66] Z. Bi and T. Senthil, *Phys. Rev. X* **9**, 021034 (2019).
- [67] A. Abanov and P. B. Wiegmann, *Nuclear Physics B* **570**, 685 (2000).
- [68] Y. Singh and P. Gegenwart, *Phys. Rev. B* **82**, 064412 (2010).
- [69] X. Liu, T. Berlijn, W.-G. Yin, W. Ku, A. Tsvelik, Y.-J. Kim, H. Gretarsson, Y. Singh, P. Gegenwart, and J. P. Hill, *Phys. Rev. B* **83**, 220403 (2011).
- [70] Y. Singh, S. Manni, J. Reuther, T. Berlijn, R. Thomale, W. Ku, S. Trebst, and P. Gegenwart, *Phys. Rev. Lett.* **108**, 127203 (2012).
- [71] A. Banerjee, C. Bridges, J.-Q. Yan, A. Aczel, L. Li, M. Stone, G. Granroth, M. Lumsden, Y. Yiu, J. Knolle, *et al.*, *Nature materials* **15**, 733 (2016).
- [72] L. J. Sandilands, Y. Tian, K. W. Plumb, Y.-J. Kim, and K. S. Burch, *Physical review letters* **114**, 147201 (2015).
- [73] K. Plumb, J. Clancy, L. Sandilands, V. V. Shankar, Y. Hu, K. Burch, H.-Y. Kee, and Y.-J. Kim, *Physical Review B* **90**, 041112 (2014).
- [74] S. Choi, R. Coldea, A. Kolmogorov, T. Lancaster, I. Mazin, S. Blundell, P. Radaelli, Y. Singh, P. Gegenwart, K. Choi, *et al.*, *Physical review letters* **108**, 127204 (2012).
- [75] B. Swaroop and S. Flengas, *Canadian Journal of Physics* **42**, 1886 (1964).
- [76] B. Swaroop and S. Flengas, *Canadian Journal of Chemistry* **42**, 1495 (1964).
- [77] M. G. Yamada, M. Oshikawa, and G. Jackeli, *Physical Review Letters* **121**, 097201 (2018).
- [78] A. V. Ushakov, I. Solovyev, and S. V. Streltsov, *JETP Letters* **112**, 642 (2020).
- [79] D. B. Kaplan, Modern Perspectives in Lattice QCD: Quantum Field Theory and High Performance Computing. Proceedings, International School, 93rd Session , 223 (2009).
- [80] G. W. Semenoff, *Phys. Rev. Lett.* **53**, 2449 (1984).
- [81] M. Moshe and J. Zinn-Justin, *Physics Reports* **385**, 69 (2003).
- [82] J. Romhányi, L. Balents, and G. Jackeli, *Phys. Rev. Lett.* **118**, 217202 (2017).
- [83] B. J. Kim, H. Jin, S. J. Moon, J.-Y. Kim, B.-G. Park, C. S. Leem, J. Yu, T. W. Noh, C. Kim, S.-J. Oh, J.-H. Park, V. Durairaj, G. Cao, and E. Rotenberg, *Phys. Rev. Lett.* **101**, 076402 (2008).
- [84] A. Kitaev, *Annals of Physics* **321**, 2 (2006).
- [85] A. Nanda, K. Dhochak, and S. Bhattacharjee, *Phys. Rev. B* **102**, 235124 (2020).
- [86] M. Bercx, M. Hohenadler, and F. F. Assaad, *Phys. Rev. B* **90**, 075140 (2014).
- [87] A. Chaubey, B. Mandal, S. Bhattacharjee, and V. B. Shenoy, Unpublished.
- [88] C.-Y. Hou, C. Chamon, and C. Mudry, *Phys. Rev. Lett.* **98**, 186809 (2007).
- [89] X.-L. Qi, Y.-S. Wu, and S.-C. Zhang, *Phys. Rev. B* **74**, 085308 (2006).
- [90] D. J. Thouless, M. Kohmoto, M. P. Nightingale, and M. den Nijs, *Phys. Rev. Lett.* **49**, 405 (1982).
- [91] C. G. Callan Jr and J. A. Harvey, *Nuclear Physics B* **250**, 427 (1985).
- [92] E. Berg, E. Fradkin, and S. A. Kivelson, *Nature Physics* **5**, 830 (2009).
- [93] T. Senthil and M. P. Fisher, *Physical Review B* **62**, 7850 (2000).
- [94] C. Chamon, C.-Y. Hou, R. Jackiw, C. Mudry, S.-Y. Pi, and A. P. Schnyder, *Phys. Rev. Lett.* **100**, 110405 (2008).
- [95] Y. Ran, A. Vishwanath, and D.-H. Lee, *arXiv preprint arXiv:0806.2321* (2008).
- [96] M. A. Sbaïh, M. K. Srour, M. Hamada, and H. Fayad, *Electronic Journal of Theoretical Physics* **28** (2013).
- [97] V. Unukovych and A. Sotnikov, *Phys. Rev. B* **104**, 245106 (2021).
- [98] M. G. Yamada, M. Oshikawa, and G. Jackeli, *Phys. Rev. B* **104**, 224436 (2021).
- [99] M. Lajkó, K. Wamer, F. Mila, and I. Affleck, *Nuclear Physics B* **924**, 508 (2017).
- [100] E. Lieb, T. Schultz, and D. Mattis, *Annals of Physics* **16**, 407 (1961).
- [101] I. Affleck and E. H. Lieb, *Letters in Mathematical Physics* **12**, 57 (1986).
- [102] I. Affleck, *Physical Review B* **37**, 5186 (1988).
- [103] M. Oshikawa, *Phys. Rev. Lett.* **84**, 1535 (2000).
- [104] M. Hastings, *Europhysics Letters* **70**, 824 (2005).
- [105] Y. Hasegawa, R. Konno, H. Nakano, and M. Kohmoto, *Phys. Rev. B* **74**, 033413 (2006).
- [106] P. Corboz, M. Lajkó, A. M. Läuchli, K. Penc, and F. Mila, *Phys. Rev. X* **2**, 041013 (2012).
- [107] V. Calvera and C. Wang, *arXiv preprint arXiv:2103.13405* (2021).
- [108] S. Florens and A. Georges, *Phys. Rev. B* **70**, 035114 (2004).
- [109] S. Murakami, N. Nagosa, and S.-C. Zhang, *Phys. Rev. B* **69**, 235206 (2004).