

MC-MLP: Multiple Coordinate Frames in all-MLP Architecture for Vision

Zhimin Zhu¹, Jianguo Zhao¹, Tong Mu¹, Yuliang Yang^{1*}, Mengyu Zhu²

¹School of Computer and Communication Engineering, University of Science and Technology Beijing, Beijing, China

² School of Life Science, Beijing Institute of Technology, Beijing, China

*Corresponding Author: Yuliang Yang, Email: yangbit@ustb.edu.cn

Abstract

In deep learning, Multi-Layer Perceptrons (MLPs) have once again garnered attention from researchers. This paper introduces MC-MLP, a general MLP-like backbone for computer vision that is composed of a series of fully-connected (FC) layers. In MC-MLP, we propose that the same semantic information has varying levels of difficulty in learning, depending on the coordinate frame of features. To address this, we perform an orthogonal transform on the feature information, equivalent to changing the coordinate frame of features. Through this design, MC-MLP is equipped with multi-coordinate frame receptive fields and the ability to learn information across different coordinate frames. Experiments demonstrate that MC-MLP outperforms most MLPs in image classification tasks, achieving better performance at the same parameter level. The code will be available at: <https://github.com/ZZM11/MC-MLP>.

Key Words: Multiple Coordinate Frames, All-MLP Architecture, Orthogonal Transform, DCT, Hadamard Transform.

1 Introduction

Recently, Transformers have achieved remarkable success in various computer vision tasks[22][24][25][27][29][31][33][35]. The Multi-head self-attention(MHSA) mechanism has powerful information learning ability and can model the long-term dependencies. Therefore, many network models based on MHSA have been proposed. However, most deep learning models focus on acquiring information from the spatial domain[1][2][3][5], or a single coordinate frame. Tang et al.[15][17][18] found that information can be learned through frequency transform and this method significantly improves the performance of the model. Frequency transform can also be considered as a coordinate transform.

We speculate that coordinate frames may affect the learning efficiency. Semantic information

is highly abstract in deep neural networks(DNN) and we can not be sure that all information will be learned well under one coordinate frame. It is more reasonable that some semantic information may be more easily learned under one coordinate frame and some under another. One motivation is the coordinate frame. Dr. Hinton also mentioned in an interview of the Wired magazine that coordinate frames play a rather important role in making visual observations perception for humans[38]. His words inspire us to use orthogonal transform to change the coordinate frame.

Orthogonal transforms mean changing the coordinate frames of features. DFT, DCT and Hadamard Transform are common orthogonal transform. In the transform domain, some information can be more effectively learned than in the spatial domain. According to this idea, we abstract the whole model into a general architecture called the multi-coordinate frame network, which does not adopt the MHSA. Our multi-coordinate mechanism is shown in Figure 1.

In this paper, we propose a new MLP block, named MC-Block, based on the multi-coordinate frame. By utilizing MC-Blocks, we construct a concise network called MC-MLP. Unlike complex MHSA structures, MC-MLP only requires a unique multiple coordinate frame structure and full connection layer to achieve the expected performance. We introduce a novel MLP in this work, where we employ Hadamard Transform and DCT to transform features from the spatial domain to the transform domain. By leveraging the concatenation and MLP operations, features can be more efficiently integrated from different domains. The transform domain features are the beneficial supplement of the spatial domain features. Such cross-domain information interaction can improve the learning ability of the model.

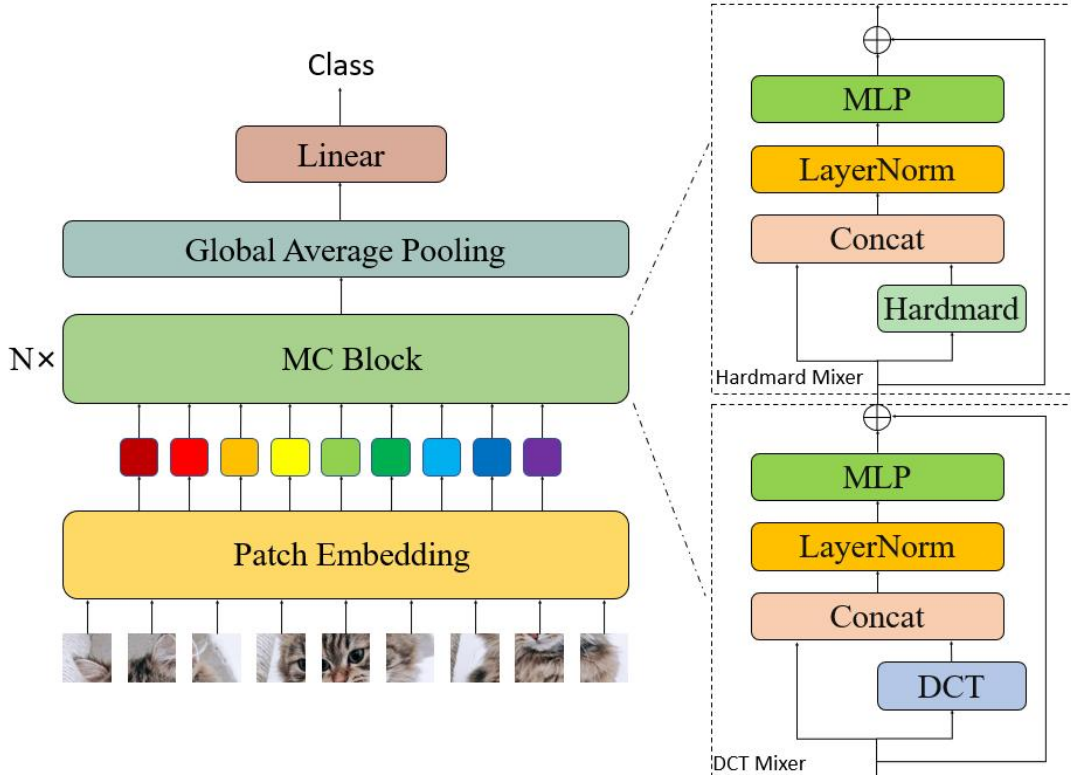


Figure 1: The overall architecture of MC-MLP. Our architecture is based on the MLP and the multi-coordinate frame transform, this layer consists of two key operations: Converts the input spatial features to the transform domain using the 2D DCT and Hadamard Transform, and concatenate the spatial features with the transform domain features. These two steps enable our

model to learn in both spatial and transform domain.[26][30]

We use the DCT and Hadamard Transform as the method of multiple coordinate transform, and transform the spatial feature information into the transform domain. The transform domain information will not be limited by the spatial channels and can provide cross-channel information interaction. After obtaining the transform domain features, we concatenate the transform domain features and spatial domain features in the channel dimension, and feed into the full connection layer. With the joint learning and interaction of multi-domain feature information, the potential of our model can be fully unleashed in the moderate parameters and complexity.

In a nutshell, we present a novel MLP-like model design approach that leverages multi-coordinate transform. This method effectively enhances the model’s performance by incorporating multi-domain transform, providing more comprehensive understanding of features. By utilizing this approach, our model is able to improve its performance without introducing a complex architecture and the transform adopted in our model has an efficient and fast algorithm.

Our experiments verified the MC-MLP’s effectiveness on the CIFAR100 dataset[36]. The results showed that MC-MLP outperformed the recent ViT and MLP models, including ResMLP[3], GFNet[15], and gMLP[2], under similar parameters and FLOPs. These findings indicate that MC-MLP can serve as a viable alternative to MLP models and CNNs in terms of efficiency, generalization ability, and robustness.

Our contributions are summarized as follows:

- Unlike many recent works that use sparse attentions to improve transformer models, we find that orthogonal transforms, along with the standard FC layer, can model various relationships in images.
- We propose a module design method that implements multi-coordinate transform. By incorporating DCT and Hadamard transforms as coordinate transforms, our model learn information from different coordinates to improve the performance. Inverse transforms are not required.
- Based on the proposed MC-Block, we introduce a concise model, called MC-MLP, that consists of a number of basic blocks and attains competitive results.

2 Related Work

2.1 Self-attention based Models

The Transformer model was initially proposed for the Natural Language Processing (NLP)[51]. With its successful application in image tasks, it has shown remarkable results in image classification[43]. Extensive training on large datasets has demonstrated that the Vision Transformer (ViT) network can achieve performance comparable to the traditional Convolutional Neural Network (CNN) models[5]. Building on these advances, the DeiT model improves the learning strategy of the Transformer to better handle large datasets[11]. To address the computational challenges associated with the self-attention structure of the Transformer, researchers have focused on developing more efficient structures or lighter models[7][10][48].

Some have sought to improve the hybrid architecture by incorporating convolutional layers [44][45][46][47]. Currently, scholars are exploring new token mixing mechanism to more efficiently exchange information, which could obviate the necessity for self-attention[54]. Despite Transformers’ achievements, their architecture can be intricate, prompting a growing interest in more streamlined models[7][10][48][55].

2.2 MLP-like Models

Recently, MLP models have garnered renewed attention from researchers in the field of computer vision[1][2][3][17][39][40][41][42][50][56]. The MLP-Mixer proposed by Google has demonstrated the potential of MLP models to become the next research paradigm, replacing the traditional CNNs and Transformers. MLP-Mixer and ResMLP both abandon the convolution and attention mechanism, relying solely on stacking two MLP layers: token-mixing MLP and channel-mixing MLP, while still achieving performance comparable to existing mainstream models[1][3]. ViP and sMLP enhance the efficiency and functionality of MLPs by encoding feature representations along two axial dimensions[14][39]. Another research trend involves building a complex receptive field through token mixing to improve the performance of MLP models[40][41][42]. For example, gMLP incorporates Spatial Gated Units (SGUs) to model attention mechanisms, resulting in competitive performance[2]. In Wave MLP, tokens are represented as wave functions with amplitude and phase, and a new token aggregation mechanism is proposed[17]. GFNet is a MLP-like architecture that leverages DFT or FFT, resulting in substantial performance gains[15]. This highlights the potential of orthogonal transform for further exploration. Our proposed MC-MLP offers a novel token aggregation mechanism, which combines token mixing with the coordinate frame transform, providing a more flexible global modeling.

3 Model

Figure 1 shows the overall architecture of MC-MLP. In summary, MC-MLP accepts a series of patch embeddings and keeps their feature dimension unchanged. It then applies N layers of MC-blocks, each consisting of a Hadamard mixer block and a DCT mixer block. In this section, we introduce our design and describe each component in details.

In this paper, feature maps are represented by tensor $X \in R^{B \times N \times C}$, where B is the batch size, C is the sequence dimension, and N is the sequence length. First, we use a 2D orthogonal transform to transform the input 2D features:

$$Y = F(X) \tag{1}$$

where F represents a two-dimensional(2D) orthogonal transform. In order to correctly complete the transform, it must be ensured that the sequence length (N) and sequence dimension (C) are integer powers of 2. The 2D orthogonal transform does not change the dimension of the

feature vector, where the transformed vector $Y \in R^{B \times N \times C}$. Concatenating the original features and the transformed features, the new dimension is decided by the sequence Z :

$$Z = Y \oplus X \quad (2)$$

where $Z \in R^{B \times N \times 2C}$.

Finally, sequence Z feeds into a full connection layer where $LN(Z) = Z'$:

$$Z'' = MLP(Z') + X \quad (3)$$

where LN is Layer Normalization, and MLP is a multi-layer perceptron. MLP can be formulated as follows:

$$MLP(Z') = \sigma(W_2 \sigma(W_1 Z')) \quad (4)$$

where $W_1 \in R^{(f \times n) \times n}$, $W_2 \in R^{n \times (f \times n)}$. $f \times n$ means the width of the hidden layer.

Based on the aforementioned analysis, we propose two fundamental modules, namely the DCT Mixer and the Hadamard Mixer. These design paradigms are intended to improve the feature extraction and token aggregation capabilities of MLP models, thereby leading to the enhanced performance. By applying either a DCT or Hadamard transform to the input features, the transformed features can be concatenated and further processed via an MLP. The combination of orthogonal transform and MLP can efficiently extract and utilize feature information. The design of our MC-MLP holds significant potential to substantially enhance the performance of MLP models and can serve as a crucial component in future MLP-based models.

3.1 DCT Mixer

The DCT Mixer is a critical component of the MC-block. It utilizes the 2D DCT to convert the input features into another coordinate frame, effectively highlighting diverse and complementary information. The transformed features are then concatenated with those in the original domain and processed through a MLP for learning. This approach allows the MLP learning features represented from multiple coordinate frames, leading to improved performance. The implementation of the 2D DCT is achieved through two sequential one-dimensional(1D) DCT.

The 1D DCT can be perceived as the DFT of the input signal treated as a real even function. To convert the input signal to a real even function, it extends any input signal to a real even signal before applying DFT.

The formula for 1D DCT is as follows[57]:

$$F(k) = C(k) \sqrt{\frac{2}{N}} \sum_{n=0}^{N-1} f(n) \cos \frac{\pi(2n+1)k}{2N} \quad (5)$$

$$C(k) = \begin{cases} \frac{1}{\sqrt{2}}, & k = 0 \\ 1, & 1 \leq k \leq N - 1 \end{cases} \quad (6)$$

Where $f(n)$ is a discrete signal sequence. $C(k)$ is a constant determined by k .

For 2D discrete sequences such as images, let $F(i, j)$ be the image matrix of $M \times N$, and its 2D DCT formula is as follows:

$$F(u, v) = c(u)c(v) \sum_{i=0}^{N-1} \sum_{j=0}^{N-1} f(i, j) \cos \left[\frac{(i+0.5)\pi}{N} u \right] \cos \left[\frac{(j+0.5)\pi}{N} v \right] \quad (7)$$

$$c(u) = \begin{cases} \sqrt{\frac{1}{N'}} u = 0 \\ \sqrt{\frac{2}{N'}} u \neq 0 \end{cases} \quad (8)$$

Where $0 \leq i \leq N, 0 \leq j \leq M$.

The specific calculation amount varies slightly depending on the specific algorithms, and the magnitude of the computation is $O(MN \log(MN))$ [52]. The specific process is illustrated in the figure below:

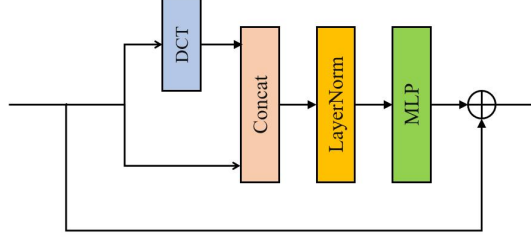


Figure 2: The structure of DCT-Mixer.

3.2 Hadamard Mixer

The Hadamard[53] mixer can be used as a complementary module to the DCT mixer, and it further enhances the overall performance of the model. This module embodies the multi-coordinate frame learning principle introduced in this study. In principle, the 2D Hadamard transform is achieved by applying two separate 2D Hadamard matrices to the original feature matrix, one as a left-multiplication and the other as a right-multiplication. The fast Hadamard algorithm can significantly reduce the amount of computation.

The Hadamard transform is a non-sinusoidal transform that utilizes the Hadamard matrix as its transform formula. It concentrates information on the characteristic corners after transform. The Hadamard transform only requires addition or subtraction, without multiplication, resulting in low computational cost. The Hadamard matrix is an orthogonal matrix that consists of +1 and -1 elements. Its first-order Hadamard matrix is defined as:

$$H_1 = [1] \quad (9)$$

The second order Hadamard matrix is defined as

$$H_2 = \begin{bmatrix} 1 & 1 \\ 1 & -1 \end{bmatrix} \quad (10)$$

Higher order Hadamard matrix can be derived from lower order, namely:

$$H_N = H_{2^n} = H_2 \otimes H_{2^{n-1}} = \begin{bmatrix} H_{2^{n-1}} & H_{2^{n-1}} \\ H_{2^{n-1}} & -H_{2^{n-1}} \end{bmatrix} = \begin{bmatrix} \frac{H_N}{2} & \frac{H_N}{2} \\ \frac{H_N}{2} & -\frac{H_N}{2} \end{bmatrix} \quad (11)$$

The 2D Hadamard transform involves left-multiplying the original matrix by a Hadamard matrix of corresponding order and right-multiplying it by another Hadamard matrix of the same order, followed by division by the square of the order. The process is illustrated below:

$$W = \frac{H_n \otimes X \otimes H_n}{n^2} \quad (12)$$

Assuming that the dimensions of the input 2D data are $M \times N$, where M and N are both

integer powers of 2, the computation of the Hadamard Fast Algorithm is $O(MN \log(MN))$. The specific process is shown in the figure:

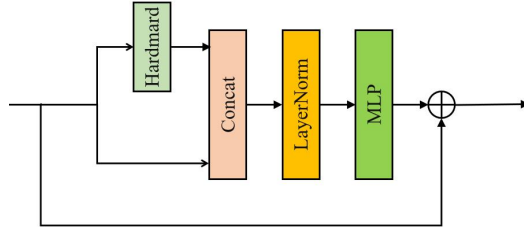


Figure 3: The structure of Hardmard Mixer.

4 Experiments

We utilized the PyTorch and TIMM code base to implement our model and trained it on two NVIDIA Titan XP graphics cards. The training was conducted for 300 epochs from scratch on the CIFAR-100[36] dataset. We employed the AdamW optimizer[37] and set the initial learning rate to 0.01. The learning rate attenuation strategy employed was cosine attenuation with linear preheating. Throughout the training and testing phases, the input model image size remained fixed at 224×224 .

The CIFAR-100[36] dataset comprises 60,000 32×32 color images containing 600 images each. Each category includes 500 training images and 100 test images. During model training, we employed the Mixup and Cutmix data enhancement techniques. The specific super parameters for training are presented in the following figure:

Table 1: Hyperparameters for Image classification on CIFAR-100.

lr scheduler	cosine
Epochs	300
Warmup epoch	3
lr	0.01
Optimizer	AdamW
Weight decay	$1 \times e^{-5}$
Cutmix	0.4
Mixup	0.2

The accuracy of Top-1 trained from scratch on CIFAR-100[36] is 78.64%. The model parameters and calculation amount are as follows:

Table 2: Experiments on CIFAR-100 without pre-training.

Arch	Model	Params	GMAC	Top-1(%)
CNN	ResNet-50[13]	25.6	4.1	75.1
Transfomer	ViT[5]	22.1	4.6	66.45
CNN-ViT	Conformer[49]	23.5	5.2	75.43
MLP	MLP-Mixer[1]	28.0	4.4	62.16
	ViP[14]	25.0	8.5	70.51
	ResMLP[3]	30.0	6.0	66.40
	AS-MLP[50]	28.0	4.4	65.16
	gMLP[2]	24.5	5.56	64.80
	MC-MLP(ours)	25.8	6.0	78.64

5 Conclusion

This paper introduces the MC-MLP architecture, which is a computationally efficient image classification model for vision tasks. Our proposed MC-block replaces the self-attention sublayer with a combination of DCT and Hadamard transform. Transform completes the transformation of the coordinate frame of features, where the difficulty in learning features can vary across domains. Moreover, the computational cost of DCT and Hadamard transform is low, as fast algorithms exist.

Our architecture is highly efficient, benefiting from the multi-coordinate transform. Our experimental results demonstrate that MC-MLP is a competitive alternative to visual transformers, MLP-like models, and CNNs in terms of the accuracy/complexity trade-off. In the future, we will investigate the potential of MLP-like structures in different tasks further.

References

- [1] Tolstikhin, I.O., Houlsby, N., Kolesnikov, A., Beyer, L., Zhai, X., Unterthiner, T., Yung, J., Steiner, A., Keysers, D., Uszkoreit, J., et al.: MLP-Mixer: An all-MLP Architecture for Vision. *Advances in Neural Information Processing Systems* 34 (2021).
- [2] Liu, H., Dai, Z., So, D., Le, Q.: Pay Attention to MLPs. *Advances in Neural Information Processing Systems* 34 (2021).
- [3] Touvron, H., Bojanowski, P., Caron, M., Cord, M., El-Nouby, A., Grave, E., Izacard, G., Joulin, A., Synnaeve, G., Verbeek, J., et al.: ResMLP: Feedforward networks for image classification with data-efficient training. *arXiv preprint arXiv:2105.03404* (2021).
- [4] D. Hendrycks and K. Gimpel. Gaussian Error Linear Units (GELUs). *arXiv preprint arXiv:1606.08415*, 2016.
- [5] A. Dosovitskiy, L. Beyer, A. Kolesnikov, D. Weissenborn, X. Zhai, T. Unterthiner, M. Dehghani, M. Minderer, G. Heigold, S. Gelly, J. Uszkoreit, and N. Houlsby. An Image is Worth 16×16 Words: Transformers for Image Recognition at Scale. In *ICLR*, 2021.
- [6] Bichen Wu, Chenfeng Xu, Xiaoliang Dai, Alvin Wan, Peizhao Zhang, Masayoshi Tomizuka, Kurt Keutzer, and Peter Vajda. Visual Transformers: Token-based Image Representation and Processing for Computer Vision. *arXiv preprint arXiv:2006.03677*, 2020. 2, 3.
- [7] Ze Liu, Yutong Lin, Yue Cao, Han Hu, Yixuan Wei, Zheng Zhang, Stephen Lin, and Baining Guo. Swin Transformer: Hierarchical Vision Transformer using Shifted Windows. In *Proceedings of the IEEE/CVF International Conference on Computer Vision*, pages 10012–10022, 2021.
- [8] Xiaoyi Dong, Jianmin Bao, Dongdong Chen, Weiming Zhang, Nenghai Yu, Lu Yuan, Dong Chen, and Baining Guo. CSWin transformer: A General Vision Transformer Backbone with Cross-Shaped Windows. *arXiv preprint arXiv:2107.00652*, 2021.
- [9] Jianwei Yang, Chunyuan Li, Pengchuan Zhang, Xiyang Dai, Bin Xiao, Lu Yuan, and Jianfeng Gao. Focal Self-attention for Local-global Interactions in Vision Transformers. *arXiv preprint arXiv:2107.00641*, 2021.
- [10] Wenhai Wang, Enze Xie, Xiang Li, Deng-Ping Fan, Kaitao Song, Ding Liang, Tong Lu, Ping Luo, and Ling Shao. Pyramid Vision transformer: A Versatile Backbone for Dense Prediction without Convolutions. In *Proceedings of the IEEE/CVF International Conference on Computer Vision*, pages 568–578, 2021.
- [11] Hugo Touvron, Matthieu Cord, Matthijs Douze, Francisco Massa, Alexandre Sablayrolles, and Hervé Jégou. Training data-efficient image transformers & distillation through attention. In *International Conference on Machine Learning*, pages 10347–10357. PMLR, 2021.
- [12] Zhuang Liu, Hanzi Mao, Chao-Yuan Wu, Christoph Feichtenhofer, Trevor Darrell, and Saining Xie. A ConvNet for the 2020s. *arXiv preprint arXiv:2201.03545*, 2022.
- [13] Kaiming He, Xiangyu Zhang, Shaoqing Ren, and Jian Sun. Deep Residual Learning for Image Recognition. In *Proceedings of the IEEE conference on Computer Vision and Pattern Recognition*, pages 770–778, 2016.
- [14] Qibin Hou, Zihang Jiang, Li Yuan, Ming-Ming Cheng, Shuicheng Yan, and Jiashi Feng. Vision Permutator: A Permutable MLP-like Architecture for Visual Recognition. *arXiv preprint arXiv:2106.12368*, 2021. 2, 5.

- [15] Yongming Rao, Wenliang Zhao, Zheng Zhu, Jiwen Lu, and Jie Zhou. Global Filter Networks for Image Classification. arXiv preprint arXiv:2107.00645, 2021. 6, 7.
- [16] Ilija Radosavovic, Raj Prateek Kosaraju, Ross Girshick, Kaiming He, and Piotr Dollar. Designing Network Design Spaces. In Proceedings of the IEEE/CVF Conference on Computer Vision and Pattern Recognition, pages 10428–10436, 2020. 1, 2, 6.
- [17] Tang, Yehui; Han, Kai; Guo, Jianyuan; Xu, Chang; Li, Yanxi; Xu, Chao; Wang, Yunhe. An Image Patch is a Wave: Phase-Aware Vision MLP. Proceedings of the IEEE Computer Society Conference on Computer Vision and Pattern Recognition, v 2022-June, p 10925-10934, 2022.
- [18] Lee-Thorp, James; Ainslie, Joshua; Eckstein, Ilya; Ontañón, Santiago. FNet: Mixing Tokens with Fourier Transforms. NAACL 2021-2022 Conference of the North American Chapter of the Association for Computational Linguistics: Human Language Technologies, Proceedings of the Conference, p 4296-4313, 2022.
- [19] Xu, Kai; Qin, Minghai; Sun, Fei; Wang, Yuhao; Chen, Yen-Kuang; Ren, Fengbo. Learning in the Frequency Domain. Proceedings of the IEEE Computer Society Conference on Computer Vision and Pattern Recognition, p 1737-1746, 2020.
- [20] Qin, Zequn; Zhang, Pengyi; Wu, Fei; Li, Xi. FcaNet: Frequency Channel Attention Networks. Source: Proceedings of the IEEE International Conference on Computer Vision, p 763-772, 2021, Proceedings - 2021 IEEE/CVF International Conference on Computer Vision, ICCV 2021.
- [21] Liu, Pengju; Zhang, Hongzhi; Lian, Wei; Zuo, Wangmeng. Multi-level Wavelet Convolutional Neural Networks. IEEE Access, v 7, p 74973-74985, 2019.
- [22] Alexey Dosovitskiy, Lucas Beyer, Alexander Kolesnikov, Dirk Weissenborn, Xiaohua Zhai, Thomas Unterthiner, Mostafa Dehghani, Matthias Minderer, Georg Heigold, Sylvain Gelly, Jakob Uszkoreit, and Neil Houlsby. An Image is Worth 16×16 Words: Transformers for Image Recognition at Scale. arXiv preprint arXiv:2010.11929, 2020.
- [23] Yanchao Yang and Stefano Soatto. FDA: Fourier Domain Adaptation for Semantic Segmentation. In CVPR, pages 4085–4095, 2020.
- [24] Bowen Cheng, Alexander G. Schwing, and Alexander Kirillov. Per-Pixel Classification is Not All You Need for Semantic Segmentation. In NeurIPS, 2021.
- [25] Yongming Rao, Wenliang Zhao, Benlin Liu, Jiwen Lu, Jie Zhou, and Cho-Jui Hsieh. DynamicViT: Efficient Vision Transformers with Dynamic Token Sparsification. In NeurIPS, 2021.
- [26] Gregory A Baxes. Digital Image Processing: Principles and Applications. John Wiley & Sons, Inc., 1994.
- [27] Xumin Yu, Yongming Rao, Ziyi Wang, Zuyan Liu, Jiwen Lu, and Jie Zhou. PoinTr: Diverse Point Cloud Completion with Geometry-Aware Transformers. In ICCV, 2021.
- [28] Lu Chi, Borui Jiang, and Yadong Mu. Fast Fourier Convolution. NeurIPS, 33, 2020.
- [29] Xin Chen, Bin Yan, Jiawen Zhu, Dong Wang, Xiaoyun Yang, and Huchuan Lu. Transformer Tracking. In CVPR, 2021. 1, 3.
- [30] Ioannis Pitas. Digital Image Processing Algorithms and Applications. John Wiley & Sons, 2000.
- [31] Sixiao Zheng, Jiachen Lu, Hengshuang Zhao, Xiatian Zhu, Zekun Luo, Yabiao Wang, Yanwei Fu, Jianfeng Feng, Tao Xiang, Philip HS Torr, et al. Rethinking Semantic Segmentation from a Sequence-to-Sequence Perspective with Transformers. arXiv preprint arXiv:2012.15840, 2020.

- [32] Shaohua Li, Kaiping Xue, Bin Zhu, Chenkai Ding, Xindi Gao, David Wei, and Tao Wan. FALCON: A Fourier Transform Based Approach for Fast and Secure Convolutional Neural Network Predictions. In CVPR, pages 8705–8714, 2020.
- [33] Ze Liu, Yutong Lin, Yue Cao, Han Hu, Yixuan Wei, Zheng Zhang, Stephen Lin, and Baining Guo. Swin transformer: Hierarchical vision transformer using shifted windows. arXiv preprint arXiv:2103.14030, 2021.
- [34] Jae-Han Lee, Minhyeok Heo, Kyung-Rae Kim, and Chang-Su Kim. Single-Image Depth Estimation Based on Fourier Domain Analysis. In CVPR, pages 330–339, 2018.
- [35] Hugo Touvron, Matthieu Cord, Matthijs Douze, Francisco Massa, Alexandre Sablayrolles, and Hervé Jégou. Training data-efficient image transformers & distillation through attention. arXiv preprint arXiv:2012.12877, 2020.
- [36] Alex Krizhevsky, Geoffrey Hinton, et al. Learning Multiple Layers of Features from Tiny Images. 2009.
- [37] Loshchilov, I., Hutter, F. Decoupled Weight Decay Regularization. arXiv preprint arXiv:1711.05101 (2017).
- [38] Sabour, Sara; Frosst, Nicholas; Hinton, Geoffrey E. Source: Advances in Neural Information Processing Systems, v 2017-December, p 3857-3867, 2017, Advances in Neural Information Processing frames 30 - Proceedings of the 2017 Conference.
- [39] Zhao, Yucheng; Wang, Guangting; Luo, Chong; Xie, Wenxuan; Zeng, Wenjun, Tang, Chuanxin (Microsoft Research Asia, Beijing, China). Sparse MLP for Image Recognition: Is Self-Attention Really Necessary? Source: arXiv, 2021.
- [40] Guo, Jianyuan (Huawei Noah's Ark Lab.); Tang, Yehui; Han, Kai; Chen, Xinghao; Wu, Han; Xu, Chao; Xu, Chang; Wang, Yunhe. Hire-MLP: Vision MLP via Hierarchical Rearrangement CVPR 2022.
- [41] Chen, Shoufa (The University of Hong Kong, Hong Kong); Xie, Enze; Ge, Chongjian; Chen, Runjian; Liang, Ding; Luo. CYCLEMLP: A MLP-LIKE ARCHITECTURE FOR DENSE PREDICTION. Source: arXiv, July 21, 2021.
- [42] Zhang, David Junhao (National University of Singapore, Singapore, Singapore); Li, Kunchang; Wang, Yali; Chen, Yunpeng; Chandra, Shashwat; Qiao, Yu; Liu, Luoqi; Shou, Mike Zheng. MorphMLP: An Efficient MLP-Like Backbone for Spatial-Temporal Representation Learning. ECCV 2022.
- [43] Vaswani, Ashish (Google Brain); Shazeer, Noam; Parmar, Niki; Uszkoreit, Jakob; Jones, Llion; Gomez, Aidan N.; Kaiser, Łukasz; Polosukhin, Illia. Attention Is All You Need. Source: arXiv, June 12, 2017.
- [44] Srinivas, Aravind (UC Berkeley); Lin, Tsung-Yi; Parmar, Niki; Shlens, Jonathon; Abbeel, Pieter; Vaswani, Ashish. Bottleneck Transformers for Visual Recognition (Open Access). Source: CVPR 2021.
- [45] d’Ascoli, Stéphane (Department of Physics, Ecole Normale Supérieure, Paris, France); Touvron, Hugo; Leavitt, Matthew L.; Morcos, Ari S.; Biroli, Giulio; Sagun. ConViT: Improving Vision Transformers with Soft Convolutional Inductive Biases. Source: arXiv, March 19, 2021.
- [46] Li, Yawei (Computer Vision Lab, ETH Zurich, Switzerland); Zhang, Kai; Cao, Jiezhong; Timofte, Radu; van Gool, Luc. LocalViT: Bringing Locality to Vision Transformers. Source: arXiv, April 12, 2021.
- [47] Zhang, Jiangning (Youtu Lab, Tencent, China); Li, Xiangtai; Li, Jian; Liu, Liang; Xue,

- Zhucun; Zhang, Boshen; Jiang, Zhengkai; Huang, Tianxin; Wang, Yabiao; Wang, Chengjie. Rethinking Mobile Block for Efficient Neural Models. Source: arXiv, January 3, 2023.
- [48] Li, Y., et al. MVITv2: Improved Multiscale Vision Transformers for Classification and Detection. 2021, arXiv.
- [49] Peng, Zhiliang (University of Chinese, Academy of Sciences, Beijing, China); Huang, Wei; Gu, Shanzhi; Xie, Lingxi; Wang, Yaowei; Jiao, Jianbin; Ye, Qixiang. Conformer: Local Features Coupling Global Representations for Visual Recognition. Source: arXiv, May 9, 2021
- [50] Lian, Dongze (ShanghaiTech University, China); Yu, Zehao; Sun, Xing; Gao, Shenghua. AS-MLP: AN AXIAL SHIFTED MLP ARCHITECTURE FOR VISION. Source: arXiv, July 18, 2021.
- [51] Wolf et al. Transformers: State-of-the-Art Natural Language Processing. Source: EMNLP 2020.
- [52] D. Reisis, N. Vlassopoulos. Conflict-Free Parallel Memory Accessing Techniques for FFT Architectures. IEEE Transactions on Circuits and Systems I: Regular Papers, vol. 55, no. 11, pp. 3438-3447, Dec. 2008.
- [53] Ahmed, N., Rao, K.R. Walsh-Hadamard Transform. Source: Orthogonal Transforms for Digital Signal Processing, Springer, Berlin, Heidelberg, 1975.
- [54] W Yu et al. MetaFormer Is Actually What You Need for Vision. Source: CVPR 2022.
- [55] S Mehta et al. DeLighT: Very Deep and Light-weight Transformer. Source: ICLR 2021.
- [56] W Zhang et al. Graph Attention Multi-Layer Perceptron. Source: arXiv 2022.
- [57] ZC Oleiwi et al. Light network high performance discrete cosine transform for digital images. Source: Visual Informatics, Volume 5, Issue 2, 41-50, 2021.