

Slowest and Fastest Information Scrambling in the Strongly Disordered XXZ Model

Myeonghyeon Kim¹ and Dong-Hee Kim^{2,3,*}

¹*Department of Physics and Astronomy, Seoul National University, Seoul 08826, Korea*

²*Department of Physics and Photon Science, Gwangju Institute of Science and Technology, Gwangju 61005, Korea*

³*School of Physics, Korea Institute for Advanced Study, Seoul 02455, Korea*

We present a perturbation method to compute the out-of-time-ordered correlator in the strongly disordered Heisenberg XXZ model in the deep many-body localized regime. We characterize the discrete structure of the information propagation across the eigenstates, revealing a highly structured light cone confined by the strictly logarithmic upper and lower bounds representing the slowest and fastest scrambling available in this system. We explain these bounds by deriving the closed-form expression of the effective interaction for the slowest scrambling and by constructing the effective model of a half-length for the fastest scrambling. We extend our lowest-order perturbation formulations to the higher dimensions, proposing that the logarithmic upper and lower light cones may persist in a finite two-dimensional system in the limit of strong disorder and weak hopping.

Slow scrambling of quantum information is one of the intriguing phenomena occurring in many-body localized (MBL) systems [1–5]. The time scale of scrambling dynamics [6] in MBL systems is distinguished from Anderson localization in non-interacting systems where correlation decays exponentially [7, 8] and also from the fast scrambling expected in ideal chaotic systems [9–11]. The logarithmic time scale of information propagation was firstly reported by the growth of entanglement entropy in the disordered XXZ chain quenched from a product state [12–14], which was explained in the picture of the quasi-local integral of motion (LIOM) [15–18]. The Lieb-Robinson bound indicating the upper bound on information propagation speed was modified accordingly in this picture, proposing the logarithmic light cone (LLC) of the information front moving at a finite speed defined in logarithmic time instead of linear time [19–24].

Despite the numerical evidence of LLC found in MBL systems [24–29], a basic understanding of LLC primarily relies on the effective l-bit Hamiltonian [17, 18]. The hypothesized exponentially decaying effective interaction $J_{\text{eff}}(r) \propto \exp(-r/\xi)$ acting on two remote LIOMs at distance r with a decay length ξ is a key to interpret the time scale $t \sim 1/J_{\text{eff}}$ exponentially increasing with r . Although this is well established to describe the dephasing dynamics in one dimension (1D), the effective picture lacks the system-specific details that can still be necessary for understanding of the phenomena in a particular system. In the simple setting with a fixed ξ , the slope of LLC is given by ξ^{-1} [20]. However, as noted in the construction of the l-bit model [18], J_{eff} and ξ generally vary with eigenstates as well as disorder configurations. We study the consequence of such dependence in characterizing information scrambling in the disordered XXZ model in the deep MBL regime.

On the other hand, practical signatures of MBL in two dimensions (2D) have attracted much attention theoretically [28–43] and experimentally [44–46] at finite systems, while it has been argued that 2D MBL is asymptotically unstable toward the avalanche of rare thermal regions

[47–51]. In particular, the evidence of LIOMs [34] and LLC [29] has been recently presented in higher dimensions by the numerical construction of the l-bit Hamiltonian. These motivate us to revisit the computation of the out-of-time-ordered correlator (OTOC) [6], a diagnostic tool for information scrambling, for characterization beyond the generic l-bit description both in 1D and 2D.

In this Letter, we develop a perturbation formulation of OTOC in the strongly disordered XXZ model in the weak hopping limit. Measuring OTOC for each eigenstate, we reveal the discrete structure of the light cone built by the allowed lowest orders of perturbation varying with the intervening spin states at a given r . Remarkably,

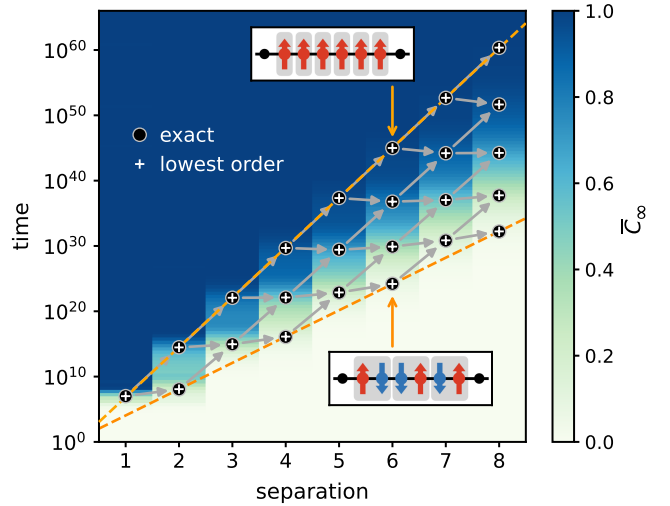


FIG. 1. Light cone structure of the disordered XXZ chain in the deep MBL regime. The markers denote the scrambling time $J_z t^*$ obtained at the fixed value of the disorder-averaged OTOC $\langle C_\alpha(r, t^*) \rangle_{\text{av}} = 0.5$ for each eigenstate α , comparing the lowest-order perturbation results with the exact diagonalization at $J/J_z = 0.001$ and $h/J_z = 10$. The arrows indicate the allowed change of t^* with increasing separation. The background color indicates the infinite-temperature OTOC \overline{C}_∞ , the average of $\langle C_\alpha(r, t) \rangle_{\text{av}}$ over all eigenstates.

the light cone is bounded by the two logarithmic slopes representing the slowest and fastest scrambling. We derive an analytic formula for the effective interaction for the slowest scrambling and describe the fastest scrambling by the half-length effective Ising chain. Extending our method to 2D, we demonstrate the logarithmic light cones of the slowest and fastest scrambling in 2D within the lowest-order perturbation formulations.

For perturbation expansion, we decompose the XXZ Hamiltonian as $\hat{H} \equiv \hat{H}_0 + \hat{V}$, where the unperturbed part \hat{H}_0 and the hopping perturbation \hat{V} are given as

$$\hat{H}_0 = \frac{J_z}{2} \sum_i \hat{\sigma}_i^z \hat{\sigma}_{i+1}^z + \sum_i h_i \hat{\sigma}_i^z, \quad (1)$$

$$\hat{V} = J \sum_i (\hat{\sigma}_i^+ \hat{\sigma}_{i+1}^- + \hat{\sigma}_i^- \hat{\sigma}_{i+1}^+). \quad (2)$$

The random disorder field is drawn from the uniform distribution of $h_i \in [-h, h]$. We assume that the unperturbed state is nondegenerate and localized in the Fock space of the $\hat{\sigma}_z$ -basis states. We consider the strong disorder and weak hopping limit of $J \ll J_z \ll h$ in the deep MBL regime. We compute the perturbation corrections in energy within the Rayleigh-Schrödinger perturbation theory using multi-precision numerics to handle strong cancellations and critical round-off errors [52].

We define OTOC by the squared commutator of two $\hat{\sigma}_x$ operators initially located at a and b as

$$C_\alpha(r, t) = \frac{1}{2} \langle \alpha | [\hat{\sigma}_a^x(t), \hat{\sigma}_b^x]^2 | \alpha \rangle = 1 - \text{Re}[F_\alpha(r, t)], \quad (3)$$

where the correlator $F_\alpha(r, t) = \langle \alpha | \hat{\sigma}_a^x(t) \hat{\sigma}_b^x \hat{\sigma}_a^x(t) \hat{\sigma}_b^x | \alpha \rangle$, and $r \equiv |a - b| - 1 \geq 0$ is separation between a and b . Choosing $|\alpha\rangle$ to be an eigenstate, the correlator can be approximated at weak perturbation as

$$F_\alpha(r, t) = \sum_{\beta, \gamma, \delta} s_{\alpha\beta\gamma\delta} e^{i\Omega_{\alpha\beta\gamma\delta} t} \approx \exp(iJ_{\text{eff}}^\alpha t), \quad (4)$$

where the frequency $\Omega_{\alpha\beta\gamma\delta} = E_\alpha - E_\beta + E_\gamma - E_\delta$, and the coefficient $s_{\alpha\beta\gamma\delta} = \langle \alpha | \hat{\sigma}_a^x | \beta \rangle \langle \beta | \hat{\sigma}_b^x | \gamma \rangle \langle \gamma | \hat{\sigma}_a^x | \delta \rangle \langle \delta | \hat{\sigma}_b^x | \alpha \rangle$. Assumed that a perturbation correction in a state vector is small, the single dominant term is found at $s_{\alpha\beta\gamma\delta} \approx 1$ for $|\alpha\rangle \approx |\alpha^{(0)}\rangle$, $|\beta\rangle \approx |\beta^{(0)}\rangle = \hat{\sigma}_a^x |\alpha^{(0)}\rangle$, $|\gamma\rangle \approx |\gamma^{(0)}\rangle = \hat{\sigma}_b^x \hat{\sigma}_a^x |\alpha^{(0)}\rangle$, and $|\delta\rangle \approx |\delta^{(0)}\rangle = \hat{\sigma}_b^x |\alpha^{(0)}\rangle$, where the superscript denotes the corresponding unperturbed state. The frequency of the dominant component is rewritten in terms of the perturbation corrections as

$$J_{\text{eff}}^\alpha = \Delta E_\alpha - \Delta E_\beta + \Delta E_\gamma - \Delta E_\delta, \quad (5)$$

which we referred to as an effective interaction from the analogy to the one in $F(t) = \exp(\pm 4iJ_{\text{eff}}t)$ given for the effective 1-bit model [20–24]. The same expression of J_{eff}^α can also be extracted using the protocol of the double electron-electron resonance (DEER) [53–56]. From Eqs.

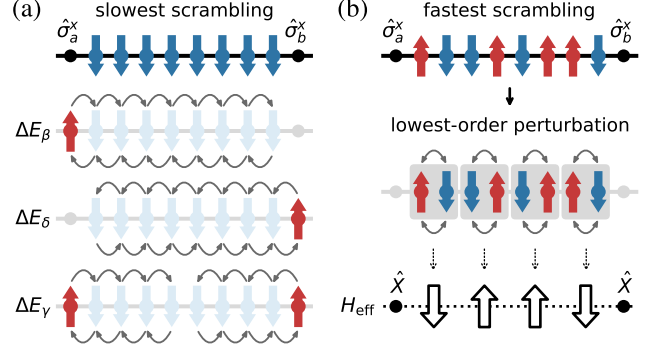


FIG. 2. Schematic diagrams of the lowest-order contributions to the effective interactions. (a) In the slowest scrambling, the lowest order is given by the minimum sequential moves of the excitation covering the intervening spin-polarized region. (b) In the fastest scrambling across the blocks of staggered spin pairs, the lowest order only involves spin exchanges within the block, mapping the block into one Ising pseudospin.

(3) and (4), the disorder average of C_α is written as

$$\langle C_\alpha(r, t) \rangle_{\text{av}} \approx 1 - \text{Re} \left[\int_{-\infty}^{\infty} e^{iJ_{\text{eff}}^\alpha t} P(J_{\text{eff}}^\alpha) dJ_{\text{eff}}^\alpha \right] \quad (6)$$

with the probability distribution $P(J_{\text{eff}}^\alpha)$ being obtained by computing J_{eff}^α for random disorder configurations. In this weak perturbation formulation, only the energy corrections are important while the small corrections in the state vectors are irrelevant. Measuring OTOC in the Fock space with $|\alpha^{(0)}\rangle$ leads to the same expression.

Figure 1 displays the scrambling time t^* as a function of r obtained by solving $\langle C_\alpha(r, t^*) \rangle_{\text{av}} = 0.5$ for each eigenstate. It turns out that t^* is not on a single light cone but structured by the lowest order of the non-vanishing perturbation term in Eq. (5), varying with the intervening spin configuration in $|\alpha^{(0)}\rangle$. The lowest order $n_\alpha(r)$ is determined by the minimum number of the hopping operators flipping all intervening spins, which is written as $n_\alpha(r) = 2(r - m_s^\alpha)$, where m_s^α is the number of staggered spin pairs found in $|\alpha^{(0)}\rangle$ between a and b .

Remarkably, the discrete structure of t^* indicates the sharp upper and lower bounds in the logarithmic slope, representing the slowest and fastest scrambling available in this system. These bounds correspond to $J_{\text{eff}}^\alpha \propto J^{2r}$ ($m_s^\alpha = 0$) and $J_{\text{eff}}^\alpha \propto J^r$ ($m_s^\alpha = r/2$) at even r , which are associated with $|\alpha^{(0)}\rangle$ of the ferromagnetic (FM) domain and the chain of staggered spin pairs such as in the antiferromagnetic (AF) state, respectively. This structure is hidden in the infinite-temperature OTOC, an average over the eigenstates, revealing the detailed view of the light cone in the strongly disordered XXZ model.

For the slowest scrambling, we obtain the lowest-order expression of $J_{\text{eff}}^{\text{FM}}$ at the FM unperturbed state as

$$J_{\text{eff}}^{\text{FM}} = 2J_z \left(\frac{J}{2} \right)^{2r} \sum_{k=0}^r F_k^2 \frac{A_k + B_{k+1}}{A_k + B_{k+1} - J_z} G_{k+1}^2, \quad (7)$$

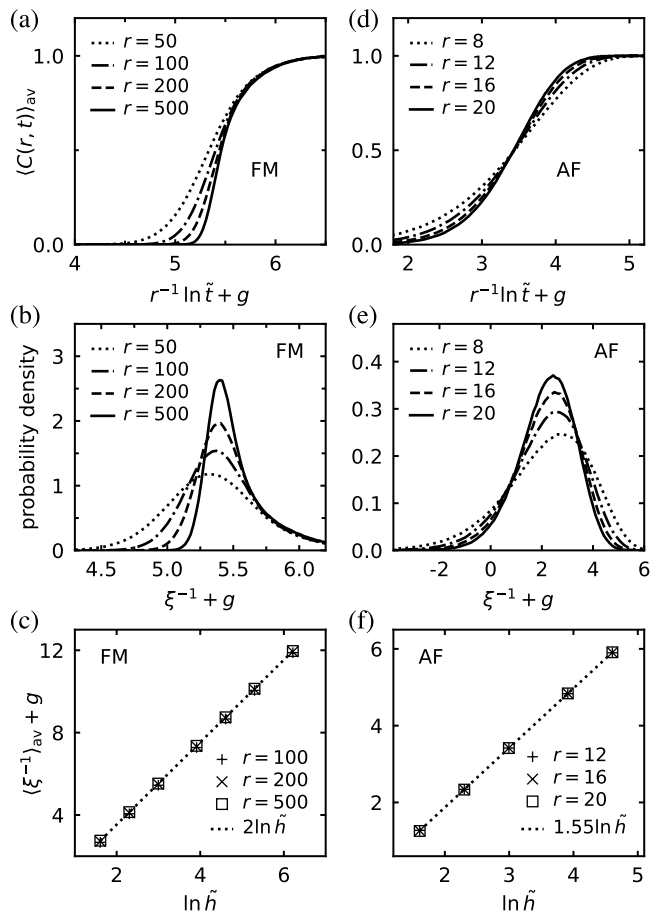


FIG. 3. Slowest and fastest scrambling in the lowest-order perturbation theory for the strongly disordered XXZ chain. The disorder average $\langle C(r, t) \rangle_{\text{av}}$, the distribution of $\xi^{-1} \equiv -r^{-1} \ln |\tilde{J}_{\text{eff}}|$, and the decay length $\langle \xi^{-1} \rangle_{\text{av}}$ are computed at $h/J_z = 20$ for the (a)–(c) FM and (d)–(f) AF states. The constant g is set to be $2 \ln \tilde{J}$ (FM) and $\ln \tilde{J}$ (AF).

where $A_k = h_a - h_{a+k}$, and $B_k = h_b - h_{a+k}$. The factors are given as $F_k = \prod_{j=1}^k A_j^{-1}$ and $G_k = \prod_{j=k}^r B_j^{-1}$, where an empty product is unity. Note that a nonzero interaction J_z is essential. While the detailed derivation is provided in the Supplemental Material [52], each term is conceptually illustrated in Fig. 2(a). The diagrams of ΔE_β and ΔE_δ describe the lowest order of \tilde{V} that moves an excitation site by site to sweep through the intervening FM area, and ΔE_γ includes all such hopping configurations with two excitations.

The fastest scrambling in the lowest-order picture is described by a half number of pseudospins each of which maps to a two-site block of a staggered spin pair as sketched in Fig. 2(b). The lowest order is given by the $r/2$ number of the \tilde{V} operators applying exclusively on each block for the simultaneous flip of the two opposite spins. The resulting two-level structure leads us to define the pseudospin Pauli operators \hat{X} and \hat{Z} in the basis of $|\uparrow\rangle \equiv |\uparrow\uparrow\rangle$ and $|\downarrow\rangle \equiv |\uparrow\downarrow\rangle$ for the reduced Hilbert

space. We choose the AF state to evaluate $J_{\text{eff}}^{\text{AF}}$, but all configurations filled up with staggered spin pairs provide the equivalent results.

At the lowest order, $J_{\text{eff}}^{\text{AF}}$ in the XXZ chain is exactly reproduced by the Ising chain of a half-length $l = r/2$,

$$\hat{H}_{\text{Ising}} = -\frac{J_z}{2} \sum_{k=0}^l \hat{Z}_k \hat{Z}_{k+1} + \sum_{k=0}^{l+1} \Delta_k \hat{Z}_k + J \sum_{k=1}^l \hat{X}_k, \quad (8)$$

where $\Delta_0 = h_a$, $\Delta_{l+1} = -h_b$, and $\Delta_k = h_{a+2k} - h_{a+2k-1}$ for $k = 1, \dots, l$. The perturbation part is $J \sum_i \hat{X}_i$. The FM state corresponds to the AF state of the XXZ chain, and $\hat{X}_{0,l+1}$ replaces $\hat{\sigma}_{a,b}^x$ for the OTOC operators. While we cannot find an analytic formula of $J_{\text{eff}}^{\text{AF}}$, the half-length chain significantly reduces the numerical cost for the full perturbation calculation [52]. Since nonzero J_z is essential in both of $J_{\text{eff}}^{\text{FM}}$ and $J_{\text{eff}}^{\text{AF}}$, hereafter we express the quantities in a dimensionless form as $\tilde{t} \equiv J_z t$, $h \equiv h/J_z$, $\tilde{J} \equiv J/J_z$, and $\tilde{J}_{\text{eff}} \equiv J_{\text{eff}}/J_z$.

Figure 3 presents the numerical results based on Eqs. (7) and (8), which verifies the logarithmic propagation of the fronts of the slowest and fastest scrambling but also examines the decay length scale of the effective interaction. The disorder-averaged OTOC plotted as a function of $r^{-1} \ln \tilde{t}$ exhibits an increase that gets sharper as r increases, assuring the strictly logarithmic slopes of the light cone. The shift $g \equiv q \ln \tilde{J}$ comes from $\tilde{J}_{\text{eff}} \propto \tilde{J}^{qr}$ where $q = 2(1)$ is for the FM(AF) state.

Assuming the form of $\tilde{J}_{\text{eff}} \sim \exp(-r/\xi)$, we extract the inverse decay length as $\xi^{-1} = -r^{-1} \ln |\tilde{J}_{\text{eff}}|$. The distribution of ξ^{-1} is increasingly peaked as r increases, indicating a well-defined $\langle \xi^{-1} \rangle_{\text{av}}$. The skewed shape that we observe here at the particular states is different from the log-normal shape previously reported at infinite temperature [55]. In addition, we find that $\langle \xi^{-1} \rangle_{\text{av}}$ follows the characteristic behavior with varying parameters as

$$\langle \xi^{-1} \rangle_{\text{av}} = -\frac{\langle \ln |\tilde{J}_{\text{eff}}| \rangle_{\text{av}}}{r} \sim \begin{cases} \ln(\tilde{h}/\tilde{J})^2 & \text{for FM,} \\ \ln(\tilde{h}^\kappa/\tilde{J}) & \text{for AF.} \end{cases} \quad (9)$$

One can directly extract the behavior for the FM state from Eq. (7) giving $\tilde{J}_{\text{eff}}^{\text{FM}} \sim (\tilde{J}/2\tilde{h})^{2r}$ after rewriting it in the dimensionless form. For the AF state, we determine the exponent $\kappa \approx 1.55$ numerically.

Our lowest-order formulations developed above in 1D can be readily extended to 2D by considering the multiple paths of the same Manhattan distance between the two sites **a** and **b**, namely the number of edges to hop along the path, composing the non-vanishing lowest-order terms. Below we describe the calculations of J_{eff} at the FM and AF states in $L_x \times L_y$ lattices with the two operators being located at the opposite corners as sketched in Fig. 4. We remove boundary artifacts by adding the FM or AF environments to the system.

For the FM state, the lowest order is determined as $2r(\mathbf{a}, \mathbf{b}) = 2(L_x + L_y - 3)$ that depends on the number of

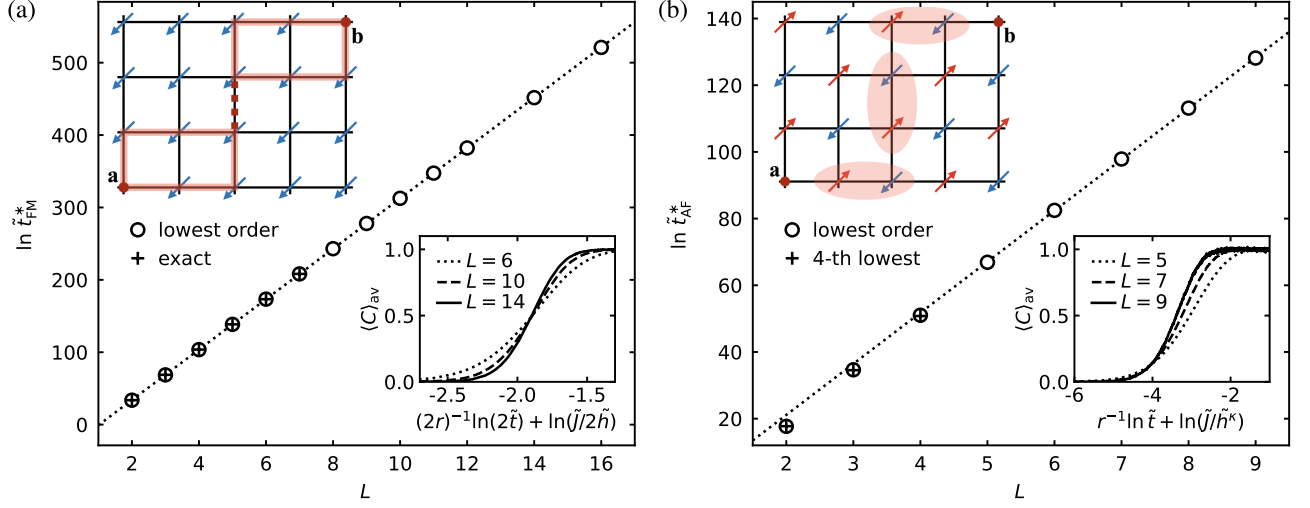


FIG. 4. Logarithmic light cones in the 2D strongly disordered XXZ model. The scrambling time t^* is computed at $J/J_z = 0.001$ and $h/J_z = 20$ for the (a) FM and (b) AF states, corresponding to the slowest and fastest scrambling, respectively. In the $(L+1) \times L$ lattices, the $\hat{\sigma}_x$ operators of OTOC are located at the diagonal corners with separation $r = 2(L-1)$. The schematic diagram in the insets shows an example of a path contributing to the lowest-order perturbation calculation.

sites along the shortest paths between \mathbf{a} and \mathbf{b} . The 2D variant of Eq. (7) is written in a dimensionless form as

$$\tilde{J}_{\text{eff}}^{\text{FM}} = 2 \left(\frac{\tilde{J}}{2\tilde{h}} \right)^{2r} \sum'_{(\mathbf{x}_1 \rightarrow \mathbf{x}_2)} \tilde{F}_{\mathbf{x}_1}^2 \frac{\tilde{A}_{\mathbf{x}_1} + \tilde{B}_{\mathbf{x}_2}}{\tilde{A}_{\mathbf{x}_1} + \tilde{B}_{\mathbf{x}_2} - \tilde{h}^{-1}} \tilde{G}_{\mathbf{x}_2}^2, \quad (10)$$

where $\tilde{A}_{\mathbf{x}} = (\tilde{h}_{\mathbf{a}} - \tilde{h}_{\mathbf{x}})/\tilde{h}$, and $\tilde{B}_{\mathbf{x}} = (\tilde{h}_{\mathbf{b}} - \tilde{h}_{\mathbf{x}})/\tilde{h}$. The primed sum runs over directed links ($\mathbf{x}_1 \rightarrow \mathbf{x}_2$) on any shortest path from \mathbf{a} to \mathbf{b} . The factors \tilde{F} and \tilde{G} are defined as

$$\tilde{F}_{\mathbf{x}} = \sum_{w(\mathbf{a}, \mathbf{x})} \prod_{\mathbf{y} \in w} \tilde{A}_{\mathbf{y}}^{-1}, \quad \tilde{G}_{\mathbf{x}} = \sum_{w(\mathbf{b}, \mathbf{x})} \prod_{\mathbf{y} \in w} \tilde{B}_{\mathbf{y}}^{-1},$$

where the sum runs over every shortest path $w(\mathbf{x}_0, \mathbf{x})$ connecting \mathbf{x}_0 and \mathbf{x} , and $\prod^{\mathbf{a}(\mathbf{b})}$ excludes $\mathbf{a}(\mathbf{b})$ in the product over every site \mathbf{y} along the path w . The squared factors consider the excitation moving forward and backward along different paths unlike in 1D.

For the AF state, we consider $(L+1) \times L$ lattices, where $l \equiv L-1$ pairs of the up-and-down spins exist along any shortest path between \mathbf{a} and \mathbf{b} , giving the lowest order $r = 2l$. Unlike the FM case, the lowest-order contributions can be separated into each path because a string of the hopping operators for paired spin flips must stay on the same path. For a path $w \equiv (\mathbf{a}, \mathbf{x}_1, \mathbf{x}_2, \dots, \mathbf{x}_{2l}, \mathbf{b})$, the contribution is then given by the Ising chain with path-dependent parameters, which can be expressed as $\hat{H}_{\text{Ising}}[\Delta(w)]$ with $\Delta_0 = h_{\mathbf{a}}$, $\Delta_{l+1} = -h_{\mathbf{b}}$, and $\Delta_k = h_{\mathbf{x}_{2k}} - h_{\mathbf{x}_{2k-1}} + 2J$, where $2J$ is from the AF surroundings. Summing over all paths, we write $\tilde{J}_{\text{eff}}^{\text{AF}}$ as

$$\tilde{J}_{\text{eff}}^{\text{AF}}(\mathbf{a}, \mathbf{b}) = \sum_w \tilde{J}_{\text{eff}}^{\text{AF}}[\hat{H}_{\text{Ising}}[\Delta(w)]], \quad (11)$$

which involves an exponentially growing number of terms as L increases but allows us to go well beyond the system-size limit of the exact diagonalization and the numerical perturbation calculations for arbitrary orders.

Figure 4 shows 2D LLCs from the scrambling time and the disorder-averaged OTOC measured at the FM and AF states in the 2D XXZ model in the strong disorder and weak hopping limit. Since the number of the shortest paths scales as 4^l , a rough estimate ignoring disorder correlations between the paths suggests $\tilde{J}_{\text{eff}}^{\text{AF}} \sim 4^l e^{-2l/\xi}$ from Eq. (11), implying LLC for $\langle \xi^{-1} \rangle_{\text{av}} \gg \ln 2$. While our calculations are based on the lowest-order perturbation theory, the numerical tests show excellent agreement with the exact diagonalization at small L 's for the FM state and with the full perturbation calculations up to the fourth lowest order for the AF state. Our observation of LLC in the strongly disordered XXZ model is also consistent with the previous evidence of LLC reported in the 2D bosonic system with the l-bit construction at the strong disorder and weak interaction limit [29].

In conclusion, our perturbation formulation reveals the peculiar structure of slow information propagation in the paradigmatic XXZ model in the deep MBL regime. The slowest and fastest scrambling identified in the discrete structure of OTOC characterizes the drastic difference between the spin-polarized and the Néel states of the intervening spins prepared for the OTOC or DEER measurements. We have derived the closed-form expression of the effective interaction for the slowest scrambling and found the effective Ising chain of a half-length describing the fastest scrambling, presenting the sharp logarithmic upper and lower bounds of the light cone.

Our observation of LLCs extends the variety of the

practical MBL signatures previously reported in finite 2D systems, although the instability of 2D MBL in the asymptotic limit goes beyond our method. A challenging direction for future study may include the behavior of OTOC measured across 2D thermal defects and its finite-size effects. On the other hand, our findings on the distance effectively reduced by half at the fastest scrambling imply an interesting question on its 1-bit representation. In contrast to the slowest one, the fastest scrambling involves only the half-number of the pseudospins, proposing to further explore how the mapping to the 1-bit Hamiltonian encodes these system-specific scrambling structures for the XXZ model.

This work was supported from the Basic Science Research Program through the National Research Foundation of Korea (NRF-2019R1F1A1063211) and also from a GIST Research Institute (GRI) grant funded by the GIST. We appreciate APCTP for its hospitality during the completion of this work.

* dongheekim@gist.ac.kr

- [1] R. Nandkishore and D. A. Huse, Many body localization and thermalization in quantum statistical mechanics, *Annu. Rev. Condens. Matter Phys.* **6**, 15 (2015).
- [2] F. Alet and N. Laflorencie, Many-body localization: An introduction and selected topics, *C. R. Physique* **19**, 498 (2018).
- [3] S. A. Parameswaran and R. Vasseur, Many-body localization, symmetry and topology, *Rep. Prog. Phys.* **81**, 082501 (2018).
- [4] D. A. Abanin, E. Altman, I. Bloch, and M. Serbyn, Colloquium: Many-body localization, thermalization, and entanglement, *Rev. Mod. Phys.* **91**, 021001 (2019).
- [5] S. Gopalakrishnan and S. A. Parameswaran, Dynamics and transport at the threshold of many-body localization, *Phys. Rep.* **862**, 1 (2020).
- [6] S. Xu and B. Swingle, Scrambling dynamics and out-of-time-ordered correlators in quantum many-body systems: a tutorial, arXiv:2202.07060.
- [7] C. K. Burrell and T. J. Osborne, Bounds on the speed of information propagation in disordered quantum spin chains, *Phys. Rev. Lett.* **99**, 167201 (2007).
- [8] E. Hamza, R. Sims, and G. Stolz, Dynamical localization in disordered quantum spin systems, *Commun. Math. Phys.* **315**, 215 (2012).
- [9] J. Maldacena, S. H. Shenker, and D. Stanford, A bound on chaos, *J. High Energ. Phys.* **2016** (8), 106.
- [10] D. A. Roberts and B. Swingle, Lieb-Robinson bound and the butterfly effect in quantum field theories, *Phys. Rev. Lett.* **117**, 091602 (2016).
- [11] Y. Gu, X.-L. Qi, and D. Stanford, Local criticality, diffusion and chaos in generalized Sachdev-Ye-Kitaev models, *J. High Energ. Phys.* **2017** (5), 125.
- [12] G. D. Chiara, S. Montangero, P. Calabrese, and R. Fazio, Entanglement entropy dynamics of Heisenberg chains, *J. Stat. Mech.* **2006**, P03001 (2006).
- [13] M. Žnidarič, T. Prosen, and P. Prelovšek, Many-body localization in the heisenberg XXZ magnet in a random field, *Phys. Rev. B* **77**, 064426 (2008).
- [14] J. H. Bardarson, F. Pollmann, and J. E. Moore, Unbounded growth of entanglement in models of many-body localization, *Phys. Rev. Lett.* **109**, 017202 (2012).
- [15] M. Serbyn, Z. Papić, and D. A. Abanin, Universal slow growth of entanglement in interacting strongly disordered systems, *Phys. Rev. Lett.* **110**, 260601 (2013).
- [16] R. Vosk and E. Altman, Many-body localization in one dimension as a dynamical renormalization group fixed point, *Phys. Rev. Lett.* **110**, 067204 (2013).
- [17] M. Serbyn, Z. Papić, and D. A. Abanin, Local conservation laws and the structure of the many-body localized states, *Phys. Rev. Lett.* **111**, 127201 (2013).
- [18] D. A. Huse, R. Nandkishore, and V. Oganesyan, Phenomenology of fully many-body-localized systems, *Phys. Rev. B* **90**, 174202 (2014).
- [19] I. H. Kim, A. Chandran, and D. A. Abanin, Local integrals of motion and the logarithmic lightcone in many-body localized systems, arXiv:1412.3073.
- [20] R. Fan, P. Zhang, H. Shen, and H. Zhai, Out-of-time-order correlation for many-body localization, *Sci. Bull.* **62**, 707 (2017).
- [21] B. Swingle and D. Chowdhury, Slow scrambling in disordered quantum systems, *Phys. Rev. B* **95**, 060201(R) (2017).
- [22] Y. Chen, Universal logarithmic scrambling in many body localization, arXiv:1608.02765.
- [23] X. Chen, T. Zhou, D. A. Huse, and E. Fradkin, Out-of-time-order correlations in many-body localized and thermal phases, *Ann. Phys. (Berlin)* **529**, 1600332 (2017).
- [24] R.-Q. He and Z.-Y. Lu, Characterizing many-body localization by out-of-time-ordered correlation, *Phys. Rev. B* **95**, 054201 (2017).
- [25] D.-L. Deng, X. Li, J. H. Pixley, Y.-L. Wu, and S. Das Sarma, Logarithmic entanglement lightcone in many-body localized systems, *Phys. Rev. B* **95**, 024202 (2017).
- [26] Y. Huang, Y.-L. Zhang, and X. Chen, Out-of-time-ordered correlators in many-body localized systems, *Ann. Phys. (Berlin)* **529**, 1600318 (2017).
- [27] M. C. Bañuls, N. Y. Yao, S. Choi, M. D. Lukin, and J. I. Cirac, Dynamics of quantum information in many-body localized systems, *Phys. Rev. B* **96**, 174201 (2017).
- [28] G. De Tomasi, F. Pollmann, and M. Heyl, Efficiently solving the dynamics of many-body localized systems at strong disorder, *Phys. Rev. B* **99**, 241114(R) (2019).
- [29] S. W. Kim, G. De Tomasi, and M. Heyl, Real-time dynamics of one-dimensional and two-dimensional bosonic quantum matter deep in the many-body localized phase, *Phys. Rev. B* **104**, 144205 (2021).
- [30] T. B. Wahl, A. Pal, and S. H. Simon, Signatures of the many-body localized regime in two dimensions, *Nat. Phys.* **15**, 164 (2019).
- [31] A. Kshetrimayum, M. Goihl, and J. Eisert, Time evolution of many-body localized systems in two spatial dimensions, *Phys. Rev. B* **102**, 235132 (2020).
- [32] H. Théveniaut, Z. Lan, G. Meyer, and F. Alet, Transition to a many-body localized regime in a two-dimensional disordered quantum dimer model, *Phys. Rev. Res.* **2**, 033154 (2020).
- [33] A. Szabó and U. Schneider, Mixed spectra and partially extended states in a two-dimensional quasiperiodic model, *Phys. Rev. B* **101**, 014205 (2020).
- [34] E. Chertkov, B. Villalonga, and B. K. Clark, Numeri-

- cal evidence for many-body localization in two and three dimensions, *Phys. Rev. Lett.* **126**, 180602 (2021).
- [35] F. Pietracaprina and F. Alet, Probing many-body localization in a disordered quantum dimer model on the honeycomb lattice, *SciPost Phys.* **10**, 044 (2021).
- [36] K. S. C. Decker, D. M. Kennes, and C. Karrasch, Many-body localization and the area law in two dimensions, *Phys. Rev. B* **106**, L180201 (2022).
- [37] E. V. H. Doggen, I. V. Gornyi, and D. G. Polyakov, Many-body localization in a tilted potential in two dimensions, *Phys. Rev. B* **105**, 134204 (2022).
- [38] U. Agrawal, R. Vasseur, and S. Gopalakrishnan, Quasiperiodic many-body localization transition in dimension $d > 1$, *Phys. Rev. B* **106**, 094206 (2022).
- [39] A. Štrkalj, E. V. H. Doggen, and C. Castelnovo, Coexistence of localization and transport in many-body two-dimensional Aubry-André models, *Phys. Rev. B* **106**, 184209 (2022).
- [40] H.-K. Tang, N. Swain, D. C. W. Foo, B. J. J. Khor, G. Lemarié, F. F. Assaad, S. Adam, and P. Sengupta, Evidence of many-body localization in 2d from quantum monte carlo simulation, arXiv:2106.08587.
- [41] J. Li, A. Chan, and T. B. Wahl, Fermionic quantum circuits reproduce experimental two-dimensional many-body localization transition point, arXiv:2108.08268.
- [42] D. C. W. Foo, N. Swain, P. Sengupta, G. Lemarié, and S. Adam, A stabilization mechanism for many-body localization in two dimensions, arXiv:2202.09072.
- [43] F. Venn, T. B. Wahl, and B. Béri, Many-body-localization protection of eigenstate topological order in two dimensions, arXiv:2212.09775.
- [44] J.-y. Choi, S. Hild, J. Zeiher, P. Schauß, A. Rubio-Abadal, T. Yefsah, V. Khemani, D. A. Huse, I. Bloch, and C. Gross, Exploring the many-body localization transition in two dimensions, *Science* **352**, 1547 (2016).
- [45] S. S. Kondov, W. R. McGehee, W. Xu, and B. DeMarco, Disorder-induced localization in a strongly correlated atomic hubbard gas, *Phys. Rev. Lett.* **114**, 083002 (2015).
- [46] P. Bordia, H. Lüschen, S. Scherg, S. Gopalakrishnan, M. Knap, U. Schneider, and I. Bloch, Probing slow relaxation and many-body localization in two-dimensional quasiperiodic systems, *Phys. Rev. X* **7**, 041047 (2017).
- [47] W. De Roeck and F. Huveneers, Stability and instability towards delocalization in many-body localization systems, *Phys. Rev. B* **95**, 155129 (2017).
- [48] W. De Roeck and J. Z. Imbrie, Many-body localization: stability and instability, *Phil. Trans. R. Soc. A* **375**, 20160422 (2017).
- [49] I.-D. Potirniche, S. Banerjee, and E. Altman, Exploration of the stability of many-body localization in $d > 1$, *Phys. Rev. B* **99**, 205149 (2019).
- [50] S. Gopalakrishnan and D. A. Huse, Instability of many-body localized systems as a phase transition in a non-standard thermodynamic limit, *Phys. Rev. B* **99**, 134305 (2019).
- [51] E. V. H. Doggen, I. V. Gornyi, A. D. Mirlin, and D. G. Polyakov, Slow many-body delocalization beyond one dimension, *Phys. Rev. Lett.* **125**, 155701 (2020).
- [52] See Supplemental Material for calculation details.
- [53] M. Serbyn, M. Knap, S. Gopalakrishnan, Z. Papić, N. Y. Yao, C. R. Laumann, D. A. Abanin, M. D. Lukin, and E. A. Demler, Interferometric probes of many-body localization, *Phys. Rev. Lett.* **113**, 147204 (2014).
- [54] G. Kucsko, S. Choi, J. Choi, P. C. Maurer, H. Zhou, R. Landig, H. Sumiya, S. Onoda, J. Isoya, F. Jelezko, E. Demler, N. Y. Yao, and M. D. Lukin, Critical thermalization of a disordered dipolar spin system in diamond, *Phys. Rev. Lett.* **121**, 023601 (2018).
- [55] V. K. Varma, A. Raj, S. Gopalakrishnan, V. Oganesyan, and D. Pekker, Length scales in the many-body localized phase and their spectral signatures, *Phys. Rev. B* **100**, 115136 (2019).
- [56] B. Chiaro, C. Neill, A. Bohrdt, M. Filippone, F. Arute, K. Arya, R. Babbush, D. Bacon, J. Bardin, R. Barends, S. Boixo, D. Buell, B. Burkett, Y. Chen, Z. Chen, R. Collins, A. Dunsworth, E. Farhi, A. Fowler, B. Foxen, C. Gidney, M. Giustina, M. Harrigan, T. Huang, S. Isakov, E. Jeffrey, Z. Jiang, D. Kafri, K. Kechedzhi, J. Kelly, P. Klimov, A. Korotkov, F. Kostritsa, D. Landhuis, E. Lucero, J. McClean, X. Mi, A. Megrant, M. Mohseni, J. Mutus, M. McEwen, O. Naaman, M. Neeley, M. Niu, A. Petukhov, C. Quintana, N. Rubin, D. Sank, K. Satzinger, T. White, Z. Yao, P. Yeh, A. Zalcman, V. Smelyanskiy, H. Neven, S. Gopalakrishnan, D. Abanin, M. Knap, J. Martinis, and P. Roushan, Direct measurement of nonlocal interactions in the many-body localized phase, *Phys. Rev. Res.* **4**, 013148 (2022).

Supplemental Material for “Slowest and Fastest Information Scrambling in the Strongly Disordered XXZ Model”

Myeonghyeon Kim¹ and Dong-Hee Kim^{2,3,*}

¹*Department of Physics and Astronomy, Seoul National University, Seoul 08826, Korea*

²*Department of Physics and Photon Science, Gwangju Institute of Science and Technology, Gwangju 61005, Korea*

³*School of Physics, Korea Institute for Advanced Study, Seoul 02455, Korea*

I. NUMERICAL ARBITRARY-ORDER PERTURBATION CALCULATIONS

The energy correction of an arbitrary order in the Rayleigh-Schrödinger perturbation theory (RSPT) appears in various forms in the literature [1–3] (see also references in [4]). For our case with zero diagonals in the perturbation matrix, only the even-order terms survive in RSPT, which can be written in a recursive form as

$$E_\lambda^{(2n)} = \langle \lambda | \hat{V} (\hat{P}_\lambda \hat{V})^{2n-1} | \lambda \rangle + \sum_{m=1}^{n-1} (-1)^m \sum_{k=m}^{n-1} \left[\sum'_{(z_1, \dots, z_m)} \prod_{i=1}^m E_\lambda^{(2z_i)} \right] \left[\sum''_{\substack{(z_1, \dots, z_q) \\ q \equiv 2n-2k-1}} \langle \lambda | \hat{V} \prod_{i=1}^q [\hat{P}_\lambda^{1+z_i} \hat{V}] | \lambda \rangle \right], \quad (\text{S1})$$

where $|\lambda\rangle$ denotes an unperturbed eigenstate, and the operator $\hat{P}_\lambda = \sum_{\lambda' \neq \lambda} \frac{|\lambda'\rangle\langle\lambda'|}{E_\lambda^{(0)} - E_{\lambda'}^{(0)}}$. The primed sum \sum' indicates the sum over the sequences of m natural numbers (z_1, z_2, \dots, z_m) satisfying the constraint $\sum_{i=1}^m z_i = k$. The double-primed sum \sum'' indicates the sum over the sequences of $q \equiv 2n - 2k - 1$ non-negative integers (z_1, z_2, \dots, z_q) satisfying the constraint $\sum_{i=1}^q z_i = m$.

II. NUMERICAL CALCULATION DETAILS

Let us begin with a few remarks on the numerical implementation of Eq. (S1). First, the number of terms to be computed increases combinatorially as it goes to the higher order, which practically limits the order that one can reach within a reasonable computational time. Second, round-off errors are often dangerous when computing $\Delta E_\alpha - \Delta E_\beta + \Delta E_\gamma - \Delta E_\delta$ since the difference between those energy corrections is much smaller than the magnitude of ΔE . The difference decreases exponentially with increasing r at the lowest order in the deep MBL regime that we consider, and thus extremely accurate calculations are necessary to cope with strong cancellations occurring in the perturbation expansion. To prevent these issues, our numerical calculations keep at least 500 decimal digits by using the multiprecision MPFR library [5]. Third, the perturbation matrix $\langle \lambda | \hat{V} | \lambda' \rangle$ has a highly sparse structure, which helps us to accelerate the evaluation of Eq. (S1) by using fast sparse matrix-vector multiplications.

The use of the MPFR library is not limited to the evaluation of Eq. (S1). The numerical precision of 500 decimal digits is applied to all calculations including the exact diagonalization and the numerical evaluations of J_{eff} for the slowest and fastest scrambling to prevent the same accuracy issues.

The random disorder configurations are generated using the 64-bit version of the Mersenne Twister pseudorandom number generator [6] and its multiprecision extension implemented in the `boost` library. The number of disorder configurations used for statistics in our numerical calculations is listed as follows. In Fig. 1 and Fig. 3 of the main paper, we use 10^4 disorder configurations for the exact diagonalization calculations and 10^6 configurations for the perturbation calculations. In Fig. 4, for the 2D FM state, the number of disorder configurations used in the lowest-order perturbation calculations is 10^6 for $L \leq 12$, 5×10^5 for $L = 14$, and 5×10^4 for $L = 16$. The exact diagonalization results are obtained with 10^4 configurations. For the 2D AF state, the number of disorder configurations used in the lowest-order calculations is 10^6 for $L \leq 6$, 2×10^5 for $L = 7$, 10^5 for $L = 8$, and 10^4 for $L = 9$ while the higher-order full RSPT calculations are done for 10^4 configurations.

* dongheekim@gist.ac.kr

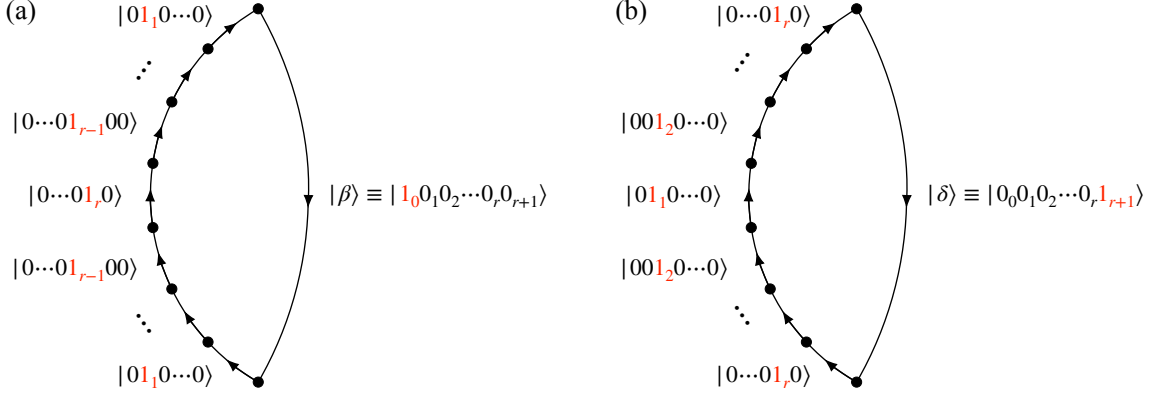


FIG. S1. Diagrams of (a) $E_\beta^{(2r)}$ and (b) $E_\delta^{(2r)}$ giving the nonzero lowest-order contribution to $\Delta E_\alpha - \Delta E_\beta + \Delta E_\gamma - \Delta E_\delta$ for the ferromagnetic state $|\alpha\rangle$ corresponding to the slowest scrambling.

III. DERIVATION OF THE LOWEST-ORDER TERM FOR THE SLOWEST SCRAMBLING

In this section, we focus on the ferromagnetic unperturbed eigenstate $|\alpha\rangle = |\dots 00_0 0_1 0_2 \dots 0_r 0_{r+1} 0 \dots\rangle$ corresponding to the upper light cone of the slowest scrambling, where $|0\rangle$ and $|1\rangle$ denote $|\downarrow\rangle$ and $|\uparrow\rangle$ in the σ^z -basis, respectively. The subscript denotes the site index of the intervening spin segment in the XXZ chain, where 0 and $r+1$ are the locations of $\hat{\sigma}_a^x$ and $\hat{\sigma}_b^x$ operators defining OTOC. For this particular state with the spin-polarized domain, it is possible to derive the closed-form lowest-order expression of the effective interaction $J_{\text{eff}}^{\text{FM}} \equiv \Delta E_\alpha - \Delta E_\beta + \Delta E_\gamma - \Delta E_\delta$ by diagrammatically evaluating the energy correction terms in RSPT [7, 8]. Below we present our derivation of the lowest $(2r)^{\text{th}}$ order perturbation correction of E_β , E_γ , and E_δ . Note that $\Delta E_\alpha = 0$ because $\hat{V}|\alpha\rangle = 0$. For a more intuitive description, let us call the spin excitation $|1\rangle$ just as a particle.

A. single excitation

The unperturbed eigenstates $|\beta\rangle$ and $|\delta\rangle$ with single excitation from $|\alpha\rangle$ created by $\hat{\sigma}_0^x$ and $\hat{\sigma}_{r+1}^x$ are given as

$$|\beta\rangle = \hat{\sigma}_0^x |\alpha\rangle = |1_0 0_1 0_2 \dots 0_{r-1} 0_r 0_{r+1}\rangle, \quad (\text{S2})$$

$$|\delta\rangle = \hat{\sigma}_{r+1}^x |\alpha\rangle = |0_0 0_1 0_2 \dots 0_{r-1} 0_r 1_{r+1}\rangle, \quad (\text{S3})$$

where the configuration in the outside of the region $[0, r+1]$ is omitted because it is irrelevant to the lowest-order perturbation expression of $J_{\text{eff}}^\alpha \equiv \Delta E_\alpha - \Delta E_\beta + \Delta E_\gamma - \Delta E_\delta$.

The “one-hole” diagrams [7] shown in Fig. S1 represents the perturbation corrections ΔE_β and ΔE_δ of the order $2r$, respectively. By following the recipe in Ref. [7], one can write down the evaluation results as

$$\Delta E_\beta^{(2r)} = 2 \left(\frac{J}{2} \right)^{2r} \frac{1}{A_1 A_2 \dots A_{r-1} A_r A_{r-1} \dots A_2 A_1}, \quad (\text{S4})$$

$$\Delta E_\delta^{(2r)} = 2 \left(\frac{J}{2} \right)^{2r} \frac{1}{B_r B_{r-1} \dots B_2 B_1 B_2 \dots B_{r-1} B_r}, \quad (\text{S5})$$

where $A_i \equiv h_0 - h_i$ and $B_i \equiv h_{r+1} - h_i$.

B. double excitation

For the state $|\gamma\rangle = \hat{\sigma}_{r+1}^x \hat{\sigma}_0^x |\alpha\rangle = |1_0 0_1 0_2 \dots 0_r 1_{r+1}\rangle$ with double excitation, there are many lowest-order diagrams contributing to $J_{\text{eff}}^{\text{FM}}$ as the two particles (1's) moving through the intervening region generates many different sequences of intermediate states. These diagrams can be categorized into three types. Below we describe the evaluation of each type of diagram.

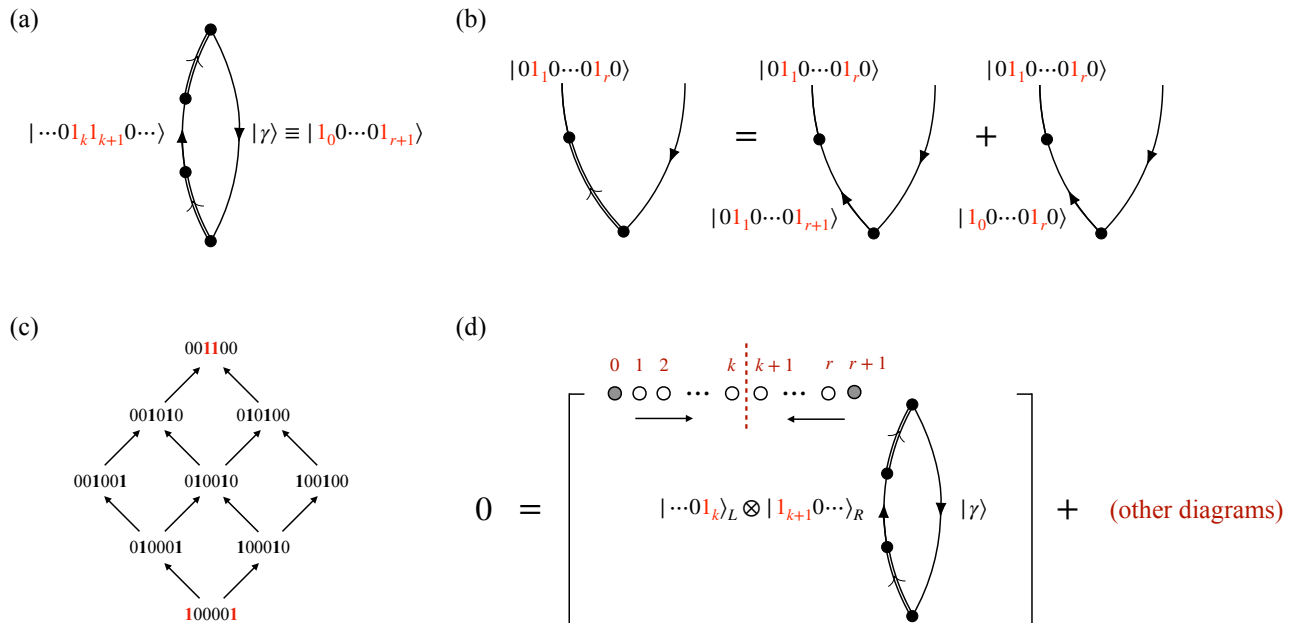


FIG. S2. Diagrams for the lowest-order contributions of E_γ to $J_{\text{eff}}^{\text{FM}}$. (a) Double-lined one-hole diagram with the interacting intermediate state $|\dots 1_k 1_{k+1} \dots\rangle$. (b) Example of the double line made of the addition of the two previous branches in the hierarchy. (c) Example of the hierarchy to reach the intermediate state $|001100\rangle$ from $|\gamma\rangle = |\dots 100001\dots\rangle$. The left (right) arrows indicate the movement of the left (right) spin. (d) Evaluation of the sum of all the other diagrams that do not involve the interacting intermediate states.

First, there are two one-hole diagrams for the special cases where one of the two particles is fixed and does not move. The diagrams are essentially the same as the ones given in Fig. S1, while 0_{r+1} should be replaced with 1_{r+1} in Fig. S1(a) and, 0_0 should be replaced with 1_0 in Fig. S1(b). By modifying Eqs. (S4) and (S5), these two one-hole diagrams are evaluated straightforwardly as

$$2 \left(\frac{J}{2} \right)^{2r} \frac{1}{(A_r - J_z) \prod_{i=1}^{r-1} A_i^2}, \quad (\text{S6})$$

$$2 \left(\frac{J}{2} \right)^{2r} \frac{1}{(B_1 - J_z) \prod_{i=2}^r B_i^2}, \quad (\text{S7})$$

where the interaction J_z appears because the flow in the diagram goes through the “interacting” intermediate state where the particle from one end travels along the chain all the way to meet the fixed particle at the other end.

Second, there are more general cases where two particles move around and meet together in the middle of the intervening region, generating many one-hole diagrams with an intermediate state such as $|0\dots 0_{k-1} 1_k 1_{k+1} 0_{k+2} \dots 0\rangle$. The “particle” line [7] of those diagrams comes in three parts. In the lower part of the diagram, the two particles move towards to the k and $k+1$ sites, they meet at the intermediate state in the middle part of the diagram, and then they depart from each other and come back to the starting point $|\gamma\rangle$ in the upper part. The complication in the evaluation of such diagrams is due to the fact that one has to add all combinations of the sequences of the two-particle configurations, which we denote by the double lines in Fig. S2.

The double line can be evaluated recursively. The summation of the partial diagrams are done along the tree-like hierarchy of the two-particle movements. Each intermediate state is reached through the two branches from the previous layer, unless one of the particles still stays at the initial site, as each branch allows one particle to move from either the left-hand side or the right-hand side. An example of the addition of the two branches is shown in Fig. S2(b), which occurs through the hierarchical graph as exemplified in Fig. S2(c). Summing up the partial diagrams at every vertex recursively along the graph, one can find that the movements of the left and right particles factorize after the summation, where a single move creates the factor $1/A$ (left-particle) or $1/B$ (right-particle). The double line in Fig. S2(a) is then proportional to

$$\frac{A_k + B_{k+1}}{\prod_{i=1}^k A_i \prod_{i=k+1}^r B_i}.$$

The same expression can also be obtained for the upper double line as we start the summation from the upper end of the diagram. Therefore, the diagram with the intermediate state $|\cdots 1_k 1_{k+1} \cdots\rangle$ in Fig. S2(a) is written as

$$2 \left(\frac{J}{2}\right)^{2r} \cdot \frac{A_k + B_{k+1}}{\prod_{i=1}^k A_i \prod_{i=k+1}^r B_i} \cdot \frac{1}{A_k + B_{k+1} - J_z} \cdot \frac{A_k + B_{k+1}}{\prod_{i=1}^k A_i \prod_{i=k+1}^r B_i}. \quad (\text{S8})$$

Last, we also need to take care of the other diagrams that do not visit such an ‘‘interacting’’ intermediate state $|\cdots 1_k 1_{k+1} \cdots\rangle$. These diagrams describe the cases where the two particles never come together to the neighboring sites and thus are independent of J_z . Although the recursive summation described above cannot be used for the direct summation of such non-interacting diagrams, the summation can still be evaluated using the following trick.

Let us prepare a system with the bond cut between the sites k and $k+1$ as sketched in Fig. S2(d), which separates the Hilbert space of the system into two parts of the left and right chains. The essential point of introducing this tweak is that the new system still produces the same non-interacting diagrams as the original interacting system does, while the sum over all the diagrams is just zero in the new system because the lack of coupling between k and $k+1$ prohibits the perturbation operators of the left and right regions appearing together in the operator string in the perturbation expansion. Therefore, we write down the diagrammatic equation shown in Fig. S2(d) by using the evaluation of the diagram in Fig. S2(a) in the setting of $J_z = 0$ for its non-interacting cousin appearing as the first term on the right-hand side. The second term ‘‘(other diagrams)’’ on the right-hand side is the non-interacting diagrams that we want to evaluate. The sum of the non-interacting diagrams is then given as

$$-2 \left(\frac{J}{2}\right)^{2r} \cdot \frac{A_k + B_{k+1}}{\prod_{i=1}^k A_i^2 \prod_{i=k+1}^r B_i^2}. \quad (\text{S9})$$

Adding up Eqs. (S6-S9) for all k 's, we obtain the lowest-order expression of ΔE_γ as

$$\Delta E_\gamma^{(2r)} = 2 \left(\frac{J}{2}\right)^{2r} \left[\frac{1}{(A_r - J_z) \prod_{i=1}^{r-1} A_i^2} + \frac{1}{(B_1 - J_z) \prod_{i=2}^r B_i^2} + \sum_{k=1}^{r-1} \frac{A_k + B_{k+1}}{\prod_{i=1}^k A_i^2 \prod_{i=k+1}^r B_i^2} \left(\frac{J_z}{A_k + B_{k+1} - J_z} \right) \right].$$

Finally, we write $J_{\text{eff}}^{\text{FM}}(r) \equiv \Delta E_\alpha^{(2r)} - \Delta E_\beta^{(2r)} + \Delta E_\gamma^{(2r)} - \Delta E_\delta^{(2r)}$ as

$$J_{\text{eff}}^{\text{FM}}(r) = 2 \left(\frac{J}{2}\right)^{2r} \cdot J_z \cdot \left[\frac{1}{A_r(A_r - J_z) \prod_{i=1}^{r-1} A_i^2} + \frac{1}{B_1(B_1 - J_z) \prod_{i=2}^r B_i^2} + \sum_{k=1}^{r-1} \frac{A_k + B_{k+1}}{(A_k + B_{k+1} - J_z) \prod_{i=1}^k A_i^2 \prod_{i=k+1}^r B_i^2} \right].$$

Note that the formula of $J_{\text{eff}}^{\text{FM}}$ in the main text is given in the shorter form by defining an empty product as unity.

-
- [1] T. Kato, Prog. Theor. Phys. **4**, 514 (1949).
 - [2] C. Bloch, Nucl. Phys. **6**, 329 (1958).
 - [3] R. Huby, Proc. Phys. Soc. **78**, 529 (1961).
 - [4] H. J. Silverstone and T. T. Holloway, J. Chem. Phys. **52**, 1472 (1970).
 - [5] L. Laurent, G. Hanrot, V. Lefèvre, P. Pélissier, and P. Zimmermann, ACM Trans. Math. Softw. **33**, 13 (2007); publicly available at <https://www.mpfr.org>.
 - [6] M. Matsumoto and T. Nishimura, ACM Trans. Model. Comput. Simul. **8**, 3 (1998).
 - [7] A. Szabo and N. S. Ostlund, *Modern Quantum Chemistry* (Dover, New York, 1996), Ch. 6.
 - [8] I. Shavitt and R. J. Bartlett, *Many-Body Methods in Chemistry and Physics* (Cambridge University Press, Cambridge, 2009), Ch. 4.