

# A finite element toolbox for the Bogoliubov-de Gennes stability analysis of Bose-Einstein condensates

Georges Sadaka<sup>1</sup>, Victor Kalt<sup>1</sup>, Ionut Danaila<sup>1,\*</sup> and Frédéric Hecht<sup>2</sup>

<sup>1</sup>Univ Rouen Normandie, CNRS,  
Laboratoire de Mathématiques Raphaël Salem,  
UMR 6085, F-76000 Rouen, France

<sup>2</sup>Sorbonne Université, CNRS,  
Laboratoire Jacques-Louis Lions,  
UMR 7598, F-75005, Paris, France.

\* Corresponding author: [ionut.danaila@univ-rouen.fr](mailto:ionut.danaila@univ-rouen.fr)

March 10, 2023

## Abstract

We present a finite element toolbox for the computation of Bogoliubov-de Gennes modes used to assess the linear stability of stationary solutions of the Gross-Pitaevskii (GP) equation. Applications concern one (single GP equation) or two-component (a system of coupled GP equations) Bose-Einstein condensates in one, two and three dimensions of space. An implementation using the free software FreeFem++ is distributed with this paper. For the computation of the GP stationary (complex or real) solutions we use a Newton algorithm coupled with a continuation method exploring the parameter space (the chemical potential or the interaction constant). Bogoliubov-de Gennes equations are then solved using dedicated libraries for the associated eigenvalue

problem. Mesh adaptivity is proved to considerably reduce the computational time for cases implying complex vortex states. Programs are validated through comparisons with known theoretical results for simple cases and numerical results reported in the literature.

### **Programm summary**

*Program Title:* FFEM\_BdG\_toolbox.zip

*Catalogue identifier:*

*Program summary URL:*

*Program obtainable from:*

*Licensing provisions:*

*No. of lines in distributed program, including test data, etc.:* 35 296

*No. of bytes in distributed program, including test data, etc.:* 125 303

*Distribution format:* .zip

*Programming language:* FreeFem++ (v 4.12) free software ([www.freefem.org](http://www.freefem.org))

*Computer:* PC, Mac, Super-computer.

*Operating system:* Mac OS, Linux, Windows.

*Nature of problem:* The software computes Bogoliubov-de Gennes (BdG) complex modes of Bose-Einstein condensates described by the Gross-Pitaevskii (GP) equation. BdG equations are obtained by linearizing the GP equation (or the system of coupled GP equations) around a stationary solution. Obtained BdG modes are used to assess on the stability of stationary states.

*Solution method:* Stationary states of the GP equation are obtained by a Newton algorithm. Parameter space is explored using a continuation on the chemical potential. Once the stationary (complex or real) state is captured accurately, BdG modes are computed by solving the associated eigenvalue problem with the ARPACK library. Complex eigenvalues and eigenvectors are computed and stored. The wave function is discretized by P2 (piece-wise quadratic) Galerkin triangular (in 2D) or tetrahedral (in 3D) finite elements. Mesh adaptation is implemented to reduce the computational time. Examples are given for stationary states in one- and two-component Bose-Einstein condensates.

*Running time:* From seconds to hours depending on the mesh resolution and space dimension.

# 1 Introduction

Since their first observation ([Anderson et al., 1995](#); [Davis et al., 1995](#)), Bose-Einstein condensates have become a powerful experimental framework for the study of waves and excitations in superfluids and nonlinear systems. The study of wave related structures (solitons, vortices) and their stability is an active area of research, and many efforts have been devoted to the developments of new experimental techniques for the creation and the study of new excited states. We can mention the use of rotation ([Madison et al., 2000](#); [Haljan et al., 2001](#)), imprinting techniques manipulating the phase of the wave function ([Leanhardt et al., 2002](#); [Becker et al., 2008](#)), counterflows techniques ([Yan et al., 2011](#)), the use of anisotropic potentials ([Theocharis et al., 2010](#)) or multicomponent BEC settings ([Wang and Kevrekidis, 2017](#)). A large variety of wave or vortex-related states could be thus obtained. Basic examples refer to single vortex lines (with I-, U- or S- shape) in rotating BEC ([Aftalion and Danaila, 2003](#)), vortex rings and one-dimensional solitons. More complex states with multiple vortex rings, vortex stars, hopfions and solitons can be created ([Crasovan et al., 2004](#); [Bisset et al., 2015](#); [Wang et al., 2017](#)). In multicomponent BECs, dark-bright ([Charalampidis et al., 2020](#)) and dark-antidark ([Danaila et al., 2016](#)) states can be also obtained.

The main application of the programs presented in this paper is the study of the stability of such solitary waves or vortex states that are theoretically or numerically found as stationary solutions to the Gross-Pitaevskii (GP) equation ([Gross, 1961](#); [Pitaevskii, 1961](#)). The linearization of the GP equation around a given stationary solution results in the Bogoliubov-de Gennes (BdG) system of equations ([Pitaevskii and Stringari, 2003](#)). Solving the BdG eigenvalue problem provides linear modes, for which their stability could be studied. The present toolbox thus contains two distinct parts: the computation of stationary solution of the GP equation (or a system of coupled GP equations) and the computation of complex eigenvalues and modes for the associated BdG system.

Concerning the computation of stationary states of the GP equation, a large variety of discretization methods were suggested in the open literature: spectral methods ([Dion and Cancès, 2007](#); [Caliari and Rainer, 2013](#); [Antoine and Duboscq, 2014](#)), finite-elements ([Marojević et al., 2016](#); [Vergez et al., 2016](#)) or finite-differences ([Muruganandam and Adhikari, 2009](#); [Vudragović et al., 2012](#); [Caplan, 2013](#); [Kong et al., 2014](#); [Hohenester, 2014](#); [Kishor Kumar et al., 2019](#)). Programs written in Fortran ([Dion and Cancès, 2007](#);

Muruganandam and Adhikari, 2009), C (Vudragović et al., 2012; Caplan, 2013), Matlab (Caliari and Rainer, 2013; Antoine and Duboscq, 2014; Caplan, 2013; Hohenester, 2014), FreeFem++ (Vergez et al., 2016) or C and Fortran with OpenMP (Kishor Kumar et al., 2019) have been shared. All these works use a common approach to the problem, which is to find the stationary states of the GP equation under the constraint of the total mass conservation (*i. e.* the L2-norm of the wave function is fixed). When studying the stability of excitations in the BdG framework, another approach is commonly adopted: the chemical potential is used as a convenient parameter to explore all possible states (and bifurcations) and thus the total mass varies from one state to another. This second approach has been already applied with finite elements (Charalampidis et al., 2020; Danaila et al., 2016; Boullé et al., 2020; Carretero-González et al., 2016), finite differences (Bisset et al., 2015; Wang et al., 2017; Charalampidis et al., 2020) or spectral methods (Wang et al., 2017) and will be used in this work. To solve the BdG eigenvalue problem, specialized libraries are generally used: ARPACK (Lehoucq et al., 1998), SLEPc (Hernandez et al., 2005) or FEAST (Polizzi, 2009). Such libraries offer the flexibility to be easily interfaced with different types of discretization, since only final matrices of the eigenvalue problem are needed. A mathematical study of the BdG equation with numerical comparisons between spectral and finite difference discretizations has been recently reported in Gao and Cai (2020).

To the best of our knowledge, FACT (Fluctuations in Atomic Condensates, Roy et al., 2020) is the only publicly accessible code for the BdG problem. It considers thermal excitations of the BECs at non-zero temperatures by solving the BdG equation in two component BECs with a pseudo-spectral method. The present FreeFem++ toolbox uses a different (PDE-oriented) formulation of the problem and has the advantage to hide all technicalities related to the implementation of the finite-element method and the interface with eigenvalue libraries (such as ARPACK) (Hecht, 2012). The user can thus focus on the physical and mathematical model, and eventually on the numerical algorithm solving the problem. The high level programming language offered in FreeFem++ and the syntax close to mathematical formulations make the implementation of numerical algorithms very easy. Finite elements algorithms were successfully used to solve the GP equation (Vergez et al., 2016; Danaila and Hecht, 2010) or the BdG problem (Danaila et al., 2016) and recently to identify vortices in a quantum field (Kalt et al., 2023). Another advantage of the present toolbox is to use mesh adaptivity to reduce the mesh size and the computational time. Solving the BdG problem for complex cases becomes

thus possible using personal computers.

The structure of the paper is as follows. In Sect. 2, we introduce the GP and BdG models. Sections 3 and 4 describe the numerical methods used for the computation the stationary states and BdG modes. We present various benchmarks used for the validation of our codes in Sects. 5 and 6. The architecture of the programs and a description of parameter and output files are given in Sect. 7. Finally, we summarize the main features of the toolbox and present some possible extensions in Sect. 8.

## 2 The Gross-Pitaevskii model and Bogoliubov-de Gennes equations

### 2.1 The Gross-Pitaevskii equation

In the zero temperature limit, the Gross-Pitaevskii equation describes the time-evolution of the complex-valued macroscopic wave function  $\psi : \mathcal{D} \rightarrow \mathbb{C}$ , with  $\mathcal{D} \in \mathbb{R}^d$  the domain of the  $d$ -dimensional condensate ( $d = 1, 2, 3$ ):

$$i\hbar \frac{\partial \psi}{\partial t} = -\frac{\hbar^2}{2m} \nabla^2 \psi + V_{\text{trap}} \psi + g|\psi|^2 \psi, \quad (1)$$

where  $V_{\text{trap}}(\mathbf{x})$  is the external trapping potential,  $\hbar$  the reduced Planck constant and  $m$  the atomic mass. The nonlinear term models the interaction between atoms, and for  $d = 3$  (3D condensate)  $g = \frac{4\pi\hbar^2 a_s}{m}$ , with  $a_s$  the scattering length. For  $d = 1$  or  $2$  (1D or 2D condensates), the nonlinear interaction constant  $g$  is specified according to the dimension reduction (Frantzeskakis, 2010; Bao and Cai, 2013). We consider the case of harmonic trapping potentials:

$$V_{\text{trap}}(\mathbf{x}) = \frac{m}{2} (\omega_x^2 x^2 + \omega_y^2 y^2 + \omega_z^2 z^2), \quad (2)$$

where  $\omega_x, \omega_y, \omega_z$  are trapping frequencies. The atomic density  $n(\mathbf{x}) = |\psi(\mathbf{x})|^2$  vanishes outside the condensate due to the trapping, which implies that homogeneous Dirichlet boundary conditions should be imposed for the wave function ( $\psi = 0$  on  $\partial\mathcal{D}$ ). The corresponding GP energy is:

$$\mathcal{E}(\psi) = \int_{\mathcal{D}} \left( \frac{\hbar^2}{2m} |\nabla \psi(\mathbf{x}, t)|^2 + V_{\text{trap}}(\mathbf{x}) |\psi(\mathbf{x}, t)|^2 + \frac{g}{2} |\psi(\mathbf{x}, t)|^4 \right) d\mathbf{x}, \quad (3)$$

and the total number of atoms:

$$N(\psi) = \int_{\mathcal{D}} \psi \bar{\psi} d\mathbf{x} = \int_{\mathcal{D}} |\psi|^2 d\mathbf{x}, \quad (4)$$

where  $\bar{\psi}$  denotes the complex conjugate.

Stationary solutions to the GP equation (1) are obtained by imposing the form

$$\psi(\mathbf{x}, t) = \phi(\mathbf{x}) e^{-\frac{i}{\hbar} \mu t}, \quad (5)$$

with  $\mu$  the chemical potential. The stationary wave function  $\phi$  is then solution of the stationary GP equation:

$$-\frac{\hbar^2}{2m} \nabla^2 \phi + V_{\text{trap}} \phi + g |\phi|^2 \phi = \mu \phi, \quad (6)$$

which is a nonlinear eigenvalue problem. Note that from (5) we infer that  $|\psi|^2 = |\phi|^2$  and thus  $N(\phi) = N(\psi)$  and  $\mathcal{E}(\psi) = \mathcal{E}(\phi)$ . The chemical potential is related to the number of atoms by the relation:

$$\mu = \frac{1}{N(\phi)} \left( \mathcal{E}(\phi) + \frac{g}{2} \int_{\mathcal{D}} |\phi|^4 d\mathbf{x} \right). \quad (7)$$

In this work, we compute stationary solutions for fixed values of the chemical potential  $\mu$ . Branches of solutions are followed by continuation on  $\mu$ . To catch such branches, two limits associated to the value of  $\mu$  can be considered as initial condition. In the case of low density (corresponding to a small number of particles), the nonlinear term in (1) can be neglected to obtain the linear GP equation. In the case of an harmonic potential (2),  $\psi$  can then be described as an eigenstate of the quantum harmonic oscillator. Using a separation of variables, these eigenstates can be written as a product of Hermite and Laguerre polynomials or spherical harmonics, depending on the dimension and the coordinate system. As an example, for the 2D BEC with trapping potential (2) with  $\omega_x = \omega_y = \omega_{\perp}$ , the eigenstates formulated in Cartesian coordinates are  $|k, l\rangle \propto H_k(\sqrt{\omega_{\perp}}x) H_l(\sqrt{\omega_{\perp}}y) e^{-\frac{1}{2}\omega_{\perp}(x^2+y^2)}$ , where  $H_k, H_l$  are Hermite polynomials;  $k$  and  $l$  index the eigenstates and correspond to the number of cuts in the condensate along the  $x$  and  $y$  axes respectively. Solutions in the linear limit corresponding to various excited states of the condensate have been analysed in many studies (*e.g.* Crasovan et al., 2004; Boullé et al., 2020).

The other limit is the Thomas-Fermi limit, associated to large values of  $\mu$ . In this case, the kinetic energy becomes negligible when compared to the nonlinear term. The stationary GP equation (6) reduces to:

$$\mu\phi = V_{\text{trap}}\phi + g|\phi|^2\phi, \quad (8)$$

which gives an analytical expression for the atomic density:

$$n_{\text{TF}} = |\psi_{\text{TF}}|^2 = \frac{1}{g}(\mu - V_{\text{trap}})_+. \quad (9)$$

## 2.2 The Bogoliubov-de Gennes equation

The Bogoliubov-de Gennes model is based on the linearisation of (1) assuming that:

$$\psi(\mathbf{x}, t) = (\phi(\mathbf{x}) + \delta\phi(\mathbf{x}, t))e^{-\frac{i}{\hbar}\mu t}, \quad (10)$$

where  $\phi(\mathbf{x})$  is a stationary state satisfying Eq. (6) and  $\delta\phi$  a small perturbation. Inserting (10) in (1), we obtain, after neglecting second order terms in  $\delta\phi$ , an evolution equation for the perturbation  $\delta\phi$ :

$$i\hbar\frac{\partial\delta\phi}{\partial t} = \mathcal{H}\delta\phi - \mu\delta\phi + 2g|\phi|^2\delta\phi + g\phi^2\overline{\delta\phi}, \quad (11)$$

where we denoted by  $\mathcal{H} \equiv -\frac{\hbar^2}{2m}\nabla^2 + V_{\text{trap}}$  the linear part of the Hamiltonian. Considering perturbations of the form

$$\delta\phi(\mathbf{x}, t) = A(\mathbf{x})e^{-i\omega t} + \overline{B}(\mathbf{x})e^{i\overline{\omega}t}, \quad (12)$$

we obtain, after separating terms in  $e^{-i\omega t}$  and  $e^{i\overline{\omega}t}$ , the Bogoliubov-de Gennes (BdG) system of equations (Pitaevskii and Stringari, 2003; Castin, 2001):

$$\begin{pmatrix} \mathcal{H} - \mu + 2g|\phi|^2 & g\phi^2 \\ -g\overline{\phi}^2 & -(\mathcal{H} - \mu + 2g|\phi|^2) \end{pmatrix} \begin{pmatrix} A \\ B \end{pmatrix} = \hbar\omega \begin{pmatrix} A \\ B \end{pmatrix}. \quad (13)$$

Note that the BdG equation (13) is a linear eigenvalue problem, since  $\phi$  is fixed and  $\mathcal{H}$  is a linear real operator. The present toolbox computes, for a given complex stationary state  $\phi \in \mathbb{C}$ , solutions  $(\omega, A, B)$  to the BdG equation (13), with  $\omega$  denoting complex eigenvalues and  $(A, B)$  complex eigenvectors.

The following properties of the BdG eigenvalue problem can be obtained by elementary manipulations and will be useful to check the accuracy of calculations:

1. If  $(\omega, A, B)$  is solution to (13), then  $(-\bar{\omega}, \bar{B}, \bar{A})$  is also a solution. This property is obtained by taking the conjugate of (13).
2.  $\omega = 0$  is always an eigenvalue (the zero-energy mode). It can be checked that the full solution is  $(0, \alpha\phi, -\alpha\bar{\phi})$ ,  $\alpha \in \mathbb{C}$  (Pitaevskii and Stringari, 2003) and represents following (12) a time invariant (small) excitation  $\delta\phi = (\alpha - \bar{\alpha})\phi$ . This corresponds in (10) to a gauge transformation and, consequently, it does not add any physical excitation to the system.
3.  $\bar{\omega}$  is also an eigenvalue. If  $\phi \in \mathbb{R}$ , it is easy to see from (13) that  $(\bar{\omega}, \bar{A}, \bar{B})$  is also a solution. For the general case of  $\phi \in \mathbb{C}$  this property also holds and it can be proved using the Hamiltonian nature of the problem (Castin, 2001).
4. If we multiply the first equation of the system (13) by  $\bar{A}$  and the second by  $\bar{B}$ , integrate over the domain  $\mathcal{D}$  and then sum the two equations, we obtain that:

$$\delta\mathcal{E} = \hbar\omega \int_{\mathcal{D}} (|A|^2 - |B|^2) d\mathbf{x} \in \mathbb{R}, \quad (14)$$

which is generally presented in the literature in the equivalent form (Pitaevskii and Stringari, 2003; Gao and Cai, 2020; Kevrekidis et al., 2008):

$$(\omega - \bar{\omega}) \int_{\mathcal{D}} (|A|^2 - |B|^2) d\mathbf{x} = 0. \quad (15)$$

From (14) or (15) we can draw two main observations that are important to interpret the results of the BdG analysis:

1. If the BdG modes are normalized such that  $\int_{\mathcal{D}} (|A|^2 - |B|^2) d\mathbf{x} \neq 0$ , then we infer from (15) that only real eigenvalues are possible. These correspond to elementary excitations. A mathematical study of the properties of the BdG modes when  $\omega$  and  $\phi$  are real is offered in Gao and Cai (2020). Moreover, the quantity  $\delta\mathcal{E}$  in (14) represents the energy difference between the stationary  $\psi$  and the perturbed state  $\psi + \delta\psi$  (Pitaevskii and Stringari, 2003). The Krein signature  $K$  was introduced as the sign of the energy difference,  $K = \text{sign}(\delta\mathcal{E})$  (Chernyavsky et al., 2018). If  $K > 0$  for all modes, then  $\phi$  is the global minimum of the energy, *i. e.* the ground state. On the contrary, if there exists a mode with  $K < 0$ , then the excitation reduces the energy of the system and the stationary state is thus energetically unstable, *i. e.* excited state (or local minimum of the energy).



2. If  $\int_{\mathcal{D}} (|A|^2 - |B|^2) d\mathbf{x} = 0$ , complex eigenvalues  $\omega = \omega_r + i\omega_i$  are possible. If  $\omega_i \neq 0$ , then the BdG mode is dynamically unstable.

### 2.3 Two-component BECs

Mixtures of BECs have been experimentally created, either by considering different atomic species or by using hyperfine states of a single isotope. We consider two-component BECs described by the following system of two coupled GP equations for wave functions  $\psi_1$  and  $\psi_2$ :

$$\begin{cases} i\hbar \frac{\partial \psi_1}{\partial t} = \left( -\frac{\hbar^2}{2m} \nabla^2 + V_{\text{trap}} + g_{11}|\psi_1|^2 + g_{12}|\psi_2|^2 \right) \psi_1, \\ i\hbar \frac{\partial \psi_2}{\partial t} = \left( -\frac{\hbar^2}{2m} \nabla^2 + V_{\text{trap}} + g_{21}|\psi_1|^2 + g_{22}|\psi_2|^2 \right) \psi_2. \end{cases} \quad (16)$$

Coefficients  $g_{11}$  and  $g_{22}$  represent interactions between atoms of the same species while  $g_{12}$  and  $g_{21}$  describe interactions between different species. The total energy is the sum of the GP energy of each component:

$$\mathcal{E}(\psi_1, \psi_2) = \int_{\mathcal{D}} \sum_{i=1}^2 \left( \frac{\hbar^2}{2m} |\nabla \psi_i|^2 + V_{\text{trap}} |\psi_i|^2 + \frac{1}{2} \sum_{j=1}^2 g_{ij} |\psi_i|^2 |\psi_j|^2 \right) d\mathbf{x}. \quad (17)$$

Similarly to the one component case, stationary states are sought as  $\psi_1 = \phi_1 e^{-\frac{i}{\hbar} \mu_1 t}$  and  $\psi_2 = \phi_2 e^{-\frac{i}{\hbar} \mu_2 t}$ , with chemical potentials  $\mu_1$  and  $\mu_2$ . We obtain the following system of equations:

$$\begin{cases} \mu_1 \phi_1 = \left( -\frac{\hbar^2}{2m} \nabla^2 + V_{\text{trap}} + g_{11}|\phi_1|^2 + g_{12}|\phi_2|^2 \right) \phi_1, \\ \mu_2 \phi_2 = \left( -\frac{\hbar^2}{2m} \nabla^2 + V_{\text{trap}} + g_{21}|\phi_1|^2 + g_{22}|\phi_2|^2 \right) \phi_2. \end{cases} \quad (18)$$

For the linear stability analysis we consider perturbations of the form:

$$\begin{cases} \delta\phi_1(\mathbf{x}) = A(\mathbf{x})e^{-i\omega t} + \overline{B}(\mathbf{x})e^{i\overline{\omega}t}, \\ \delta\phi_2(\mathbf{x}) = C(\mathbf{x})e^{-i\omega t} + \overline{D}(\mathbf{x})e^{i\overline{\omega}t}, \end{cases} \quad (19)$$

and obtain the BdG equations for the two-component case:

$$M \begin{pmatrix} A \\ B \\ C \\ D \end{pmatrix} = \hbar\omega \begin{pmatrix} A \\ B \\ C \\ D \end{pmatrix}, \quad (20)$$

where the matrix  $M$  can be presented in the form:

$$M = \begin{pmatrix} M_{11} & g_{11}\phi_1^2 & g_{12}\phi_1\overline{\phi_2} & g_{12}\phi_1\phi_2 \\ -g_{11}\overline{\phi_1}^2 & M_{22} & -g_{12}\overline{\phi_1}\phi_2 & -g_{12}\overline{\phi_1}\phi_2 \\ g_{21}\overline{\phi_1}\phi_2 & g_{21}\phi_1\phi_2 & M_{33} & g_{22}\phi_2^2 \\ -g_{21}\phi_1\phi_2 & -g_{21}\phi_1\overline{\phi_2} & -g_{22}\overline{\phi_2}^2 & M_{44} \end{pmatrix}, \quad (21)$$

with:

$$\begin{cases} M_{11} &= \mathcal{H} - \mu_1 + 2g_{11}|\phi_1|^2 + g_{12}|\phi_2|^2, \\ M_{22} &= -M_{11}, \\ M_{33} &= \mathcal{H} - \mu_2 + g_{21}|\phi_1|^2 + 2g_{22}|\phi_2|^2, \\ M_{44} &= -M_{33}. \end{cases} \quad (22)$$

## 2.4 Scaling

Various forms of scaling are used in the literature (see [Danaila and Danaila \(2023\)](#) for a unified form of the GP scaling). To allow one to switch between different forms, we first introduce a reference (trapping) frequency  $\omega_s$  which will define a time scale  $t_s$  and a length scale  $x_s$  (the corresponding harmonic oscillator length):

$$t_s = \frac{1}{\omega_s}, \quad x_s = \sqrt{\frac{\hbar}{m\omega_s}}. \quad (23)$$

We then introduce a reference value  $\psi_s$  for the wave function and scale variables as:

$$\mathbf{x} \rightarrow \frac{\mathbf{x}}{x_s}, \quad t \rightarrow \frac{t}{t_s}, \quad \psi \rightarrow \frac{\psi}{\psi_s}. \quad (24)$$

The same scaling is used for the stationary state  $\phi$ . The dimensionless form of the time-dependent stationary GP equation (1) becomes:

$$i\frac{\partial\psi}{\partial t} = -\frac{1}{2}\nabla^2\psi + C_{\text{trap}}\psi + \beta|\psi|^2\psi, \quad (25)$$

with

$$C_{\text{trap}}(\mathbf{x}) = \frac{1}{\hbar\omega_s} V_{\text{trap}}(\mathbf{x}), \quad \beta = \frac{g\psi_s^2}{\hbar\omega_s}. \quad (26)$$

Note that the coefficient 1/2 in front of the Laplacian in Eq. (25) comes from the choice (23) for the reference length, since all terms were divided by the

quantity (of the dimension of an energy):

$$\hbar\omega_s = mx_s^2\omega_s^2 = \frac{\hbar^2}{mx_s^2}. \quad (27)$$

From (2) we infer that the non-dimensional trapping potential takes the form:

$$C_{\text{trap}}(x, y, z) = \frac{1}{2} \left( \omega_x^2 x^2 + \omega_y^2 y^2 + \omega_z^2 z^2 \right), \text{ where } \omega_{x,y,z} \rightarrow \frac{\omega_{x,y,z}}{\omega_s}. \quad (28)$$

Similarly, the stationary GP equation (6) becomes:

$$-\frac{1}{2}\nabla^2\phi + C_{\text{trap}}\phi + \beta|\phi|^2 = \mu\phi, \text{ where } \mu \rightarrow \frac{\mu}{\hbar\omega_s}. \quad (29)$$

Finally, the BdG system of equations takes the non-dimensional form:

$$\begin{pmatrix} \mathcal{H} - \mu + 2\beta|\phi|^2 & g\phi^2 \\ -g\bar{\phi}^2 & -(\mathcal{H} - \mu + 2\beta|\phi|^2) \end{pmatrix} \begin{pmatrix} A \\ B \end{pmatrix} = \omega \begin{pmatrix} A \\ B \end{pmatrix}, \quad (30)$$

where  $\mathcal{H} \equiv -\frac{1}{2}\nabla^2 + C_{\text{trap}}$  is dimensionless,  $\omega \rightarrow \omega/\omega_s$  and  $A \rightarrow A/\psi_s$ ,  $B \rightarrow B/\psi_s$ .

In the two component case, the wave functions are scaled as  $\psi_1 \rightarrow \frac{\psi_1}{\psi_{s,1}}$  and  $\psi_2 \rightarrow \frac{\psi_2}{\psi_{s,2}}$ , and the system (18) for the stationary state becomes:

$$\begin{cases} \mu_1\phi_1 = \left( -\frac{1}{2}\nabla^2 + C_{\text{trap}} + \beta_{11}|\phi_1|^2 + \beta_{12}|\phi_2|^2 \right) \phi_1, \\ \mu_2\phi_2 = \left( -\frac{1}{2}\nabla^2 + C_{\text{trap}} + \beta_{21}|\phi_1|^2 + \beta_{22}|\phi_2|^2 \right) \phi_2, \end{cases} \quad (31)$$

where  $\beta_{ij} \rightarrow \frac{g_{ij}}{\hbar\omega_s}\psi_{s,j}^2$ ,  $\mu_i \rightarrow \frac{\mu_i}{\hbar\omega_s}$ . It follows that the non-dimensional form of the BdG system for the two-component BEC is obtained from (20)-(22), by replacing coefficients  $g_{ij}$  with  $\beta_{ij}$  and using the non-dimensional form of  $\mathcal{H}$ .

## 3 Computing stationary solutions of the GP equation

### 3.1 Newton method for a single component BEC

Stationary solutions of Eq. (29) are computed using a Newton method. Considering that  $\phi = \phi_r + i\phi_i$ , we obtain the following system of equations

after separating real and imaginary parts:

$$\begin{cases} -\frac{1}{2}\nabla^2\phi_r + C_{\text{trap}}\phi_r + \beta f(\phi_r, \phi_i)\phi_r - \mu\phi_r & = 0, \\ -\frac{1}{2}\nabla^2\phi_i + C_{\text{trap}}\phi_i + \beta f(\phi_r, \phi_i)\phi_i - \mu\phi_i & = 0, \end{cases} \quad (32)$$

where  $f(\phi_r, \phi_i)$  implements the non-linear (interaction) term. Here  $f(\phi_r, \phi_i) = |\phi|^2 = \phi_r^2 + \phi_i^2$ , but the method is described (and programmed) for a general expression of  $f$  that can be easily changed in the toolbox.

We consider homogeneous Dirichlet boundary conditions for  $\phi_r$  and  $\phi_i$ , *i. e.*  $\phi_r = \phi_i = 0$  on  $\partial\mathcal{D}$ , and set the classical Sobolev spaces  $V = H_0^1(\mathcal{D})$  for  $\phi_r$  and  $\phi_i$ . The weak formulation of (32) can be thus written as follows: find  $(\phi_r, \phi_i) \in V \times V = V^2$ , such that for all test functions  $(v_r, v_i) \in V^2$ :

$$\begin{cases} \mathcal{F}_r(\phi_r, \phi_i, v_r) = \int_{\mathcal{D}} (C_{\text{trap}} - \mu)\phi_r v_r + \int_{\mathcal{D}} \frac{1}{2}\nabla\phi_r \cdot \nabla v_r + \int_{\mathcal{D}} \beta f(\phi_r, \phi_i)\phi_r v_r & = 0, \\ \mathcal{F}_i(\phi_r, \phi_i, v_i) = \int_{\mathcal{D}} (C_{\text{trap}} - \mu)\phi_i v_i + \int_{\mathcal{D}} \frac{1}{2}\nabla\phi_i \cdot \nabla v_i + \int_{\mathcal{D}} \beta f(\phi_r, \phi_i)\phi_i v_i & = 0. \end{cases} \quad (33)$$

Starting from an initial guess  $(\phi_r^0, \phi_i^0)$ , solution increments

$$q = \phi_r^k - \phi_r^{k+1}, \quad s = \phi_i^k - \phi_i^{k+1}, \quad k \geq 0, \quad (34)$$

are computed using the Newton algorithm:

$$\begin{pmatrix} \left( \frac{\partial \mathcal{F}_r}{\partial \phi_r} \right)_{\phi_r=\phi_r^k, \phi_i=\phi_i^k} & \left( \frac{\partial \mathcal{F}_r}{\partial \phi_i} \right)_{\phi_r=\phi_r^k, \phi_i=\phi_i^k} \\ \left( \frac{\partial \mathcal{F}_i}{\partial \phi_r} \right)_{\phi_r=\phi_r^k, \phi_i=\phi_i^k} & \left( \frac{\partial \mathcal{F}_i}{\partial \phi_i} \right)_{\phi_r=\phi_r^k, \phi_i=\phi_i^k} \end{pmatrix} \begin{pmatrix} q \\ s \end{pmatrix} = \begin{pmatrix} \mathcal{F}_r(\phi_r^k, \phi_i^k, v_r) \\ \mathcal{F}_i(\phi_r^k, \phi_i^k, v_i) \end{pmatrix}, \quad (35)$$

with the corresponding weak formulation:

$$\begin{cases} \int_{\mathcal{D}} (C_{\text{trap}} - \mu)q v_r + \int_{\mathcal{D}} \frac{1}{2}\nabla q \cdot \nabla v_r + \int_{\mathcal{D}} \beta \left( \frac{\partial f}{\partial \phi_r}(\phi_r^k, \phi_i^k)\phi_r^k q + \frac{\partial f}{\partial \phi_i}(\phi_r^k, \phi_i^k)\phi_r^k s + f(\phi_r^k, \phi_i^k)q \right) v_r \\ \quad = \int_{\mathcal{D}} (C_{\text{trap}} - \mu)\phi_r^k v_r + \int_{\mathcal{D}} \frac{1}{2}\nabla\phi_r^k \cdot \nabla v_r + \int_{\mathcal{D}} \beta f(\phi_r^k, \phi_i^k)\phi_r^k v_r, \\ \int_{\mathcal{D}} (C_{\text{trap}} - \mu)s v_i + \int_{\mathcal{D}} \frac{1}{2}\nabla s \cdot \nabla v_i + \int_{\mathcal{D}} \beta \left( \frac{\partial f}{\partial \phi_r}(\phi_r^k, \phi_i^k)\phi_i^k q + \frac{\partial f}{\partial \phi_i}(\phi_r^k, \phi_i^k)\phi_i^k s + f(\phi_r^k, \phi_i^k)s \right) v_i \\ \quad = \int_{\mathcal{D}} (C_{\text{trap}} - \mu)\phi_i^k v_i + \int_{\mathcal{D}} \frac{1}{2}\nabla\phi_i^k \cdot \nabla v_i + \int_{\mathcal{D}} \beta f(\phi_r^k, \phi_i^k)\phi_i^k v_i. \end{cases} \quad (36)$$

Note that the metalanguage used in FreeFem++ enables the implementation of Eqs. (36) in a form very similar to mathematical formulae, which is appreciable to rapidly build bug-free numerical codes.

### 3.2 Newton method for a two-component BEC

For a two-component BEC, we solve the following system, obtained from (31) after separating real and imaginary parts for  $\phi_1 = \phi_{1r} + i\phi_{1i}$  and  $\phi_2 = \phi_{2r} + i\phi_{2i}$ :

$$\begin{cases} -\frac{1}{2}\nabla^2\phi_{1r} + (C_{\text{trap}} - \mu_1)\phi_{1r} + \beta_{11}f(\phi_{1r}, \phi_{1i})\phi_{1r} + \beta_{12}f(\phi_{2r}, \phi_{2i})\phi_{1r} &= 0, \\ -\frac{1}{2}\nabla^2\phi_{1i} + (C_{\text{trap}} - \mu_1)\phi_{1i} + \beta_{11}f(\phi_{1r}, \phi_{1i})\phi_{1i} + \beta_{12}f(\phi_{2r}, \phi_{2i})\phi_{1i} &= 0, \\ -\frac{1}{2}\nabla^2\phi_{2r} + (C_{\text{trap}} - \mu_2)\phi_{2r} + \beta_{21}f(\phi_{1r}, \phi_{1i})\phi_{2r} + \beta_{22}f(\phi_{2r}, \phi_{2i})\phi_{2r} &= 0, \\ -\frac{1}{2}\nabla^2\phi_{2i} + (C_{\text{trap}} - \mu_2)\phi_{2i} + \beta_{21}f(\phi_{1r}, \phi_{1i})\phi_{2i} + \beta_{22}f(\phi_{2r}, \phi_{2i})\phi_{2i} &= 0. \end{cases} \quad (37)$$

We consider again homogeneous Dirichlet boundary conditions, *i. e.*  $\phi_{1r} = \phi_{1i} = \phi_{2r} = \phi_{2i} = 0$  on  $\partial\mathcal{D}$ . The weak formulation of (37) can be written as follows: find  $(\phi_{1r}, \phi_{1i}, \phi_{2r}, \phi_{2i}) \in V^4$ , such that for all test functions  $(v_{1r}, v_{1i}, v_{2r}, v_{2i}) \in V^4$ :

$$\begin{cases} \mathcal{F}_{1r} = \int_{\mathcal{D}} (C_{\text{trap}} - \mu_1)\phi_{1r}v_{1r} + \int_{\mathcal{D}} \frac{1}{2}\nabla\phi_{1r} \cdot \nabla v_{1r} + \int_{\mathcal{D}} (\beta_{11}f(\phi_{1r}, \phi_{1i}) + \beta_{12}f(\phi_{2r}, \phi_{2i}))\phi_{1r}v_{1r} &= 0, \\ \mathcal{F}_{1i} = \int_{\mathcal{D}} (C_{\text{trap}} - \mu_1)\phi_{1i}v_{1i} + \int_{\mathcal{D}} \frac{1}{2}\nabla\phi_{1i} \cdot \nabla v_{1i} + \int_{\mathcal{D}} (\beta_{11}f(\phi_{1r}, \phi_{1i}) + \beta_{12}f(\phi_{2r}, \phi_{2i}))\phi_{1i}v_{1i} &= 0, \\ \mathcal{F}_{2r} = \int_{\mathcal{D}} (C_{\text{trap}} - \mu_2)\phi_{2r}v_{2r} + \int_{\mathcal{D}} \frac{1}{2}\nabla\phi_{2r} \cdot \nabla v_{2r} + \int_{\mathcal{D}} (\beta_{21}f(\phi_{1r}, \phi_{1i}) + \beta_{22}f(\phi_{2r}, \phi_{2i}))\phi_{2r}v_{2r} &= 0, \\ \mathcal{F}_{2i} = \int_{\mathcal{D}} (C_{\text{trap}} - \mu_2)\phi_{2i}v_{2i} + \int_{\mathcal{D}} \frac{1}{2}\nabla\phi_{2i} \cdot \nabla v_{2i} + \int_{\mathcal{D}} (\beta_{21}f(\phi_{1r}, \phi_{1i}) + \beta_{22}f(\phi_{2r}, \phi_{2i}))\phi_{2i}v_{2i} &= 0. \end{cases} \quad (38)$$

The Newton step for increments

$$q_1 = \phi_{1r}^k - \phi_{1r}^{k+1}, \quad s_1 = \phi_{1i}^k - \phi_{1i}^{k+1}, \quad q_2 = \phi_{2r}^k - \phi_{2r}^{k+1}, \quad s_2 = \phi_{2i}^k - \phi_{2i}^{k+1}, \quad (39)$$

consists then in solving the following four equations:

$$\begin{aligned}
& \int_{\mathcal{D}} (C_{\text{trap}} - \mu_1) q_1 v_{1r} + \int_{\mathcal{D}} \frac{1}{2} \nabla q_1 \cdot \nabla v_{1r} + \int_{\mathcal{D}} (\beta_{11} f(\phi_{1r}^k, \phi_{1i}^k) + \beta_{12} f(\phi_{2r}^k, \phi_{2i}^k)) q_1 v_{1r} \\
& \quad + \int_{\mathcal{D}} \beta_{11} \left( \frac{\partial f}{\partial \phi_r}(\phi_{1r}^k, \phi_{1i}^k) \phi_{1r}^k q_1 + \frac{\partial f}{\partial \phi_i}(\phi_{1r}^k, \phi_{1i}^k) \phi_{1r}^k s_1 \right) v_{1r} \\
& \quad + \int_{\mathcal{D}} \beta_{12} \left( \frac{\partial f}{\partial \phi_r}(\phi_{2r}^k, \phi_{2i}^k) \phi_{1r}^k q_2 + \frac{\partial f}{\partial \phi_i}(\phi_{2r}^k, \phi_{2i}^k) \phi_{1r}^k s_2 \right) v_{1r} \\
& = \int_{\mathcal{D}} (C_{\text{trap}} - \mu_1) \phi_{1r}^k v_{1r} + \int_{\mathcal{D}} \frac{1}{2} \nabla \phi_{1r}^k \cdot \nabla v_{1r} + \int_{\mathcal{D}} (\beta_{11} f(\phi_{1r}^k, \phi_{1i}^k) + \beta_{12} f(\phi_{2r}^k, \phi_{2i}^k)) \phi_{1r}^k v_{1r},
\end{aligned} \tag{40}$$

$$\begin{aligned}
& \int_{\mathcal{D}} (C_{\text{trap}} - \mu_1) s_1 v_{1i} + \int_{\mathcal{D}} \frac{1}{2} \nabla s_1 \cdot \nabla v_{1i} + \int_{\mathcal{D}} (\beta_{11} f(\phi_{1r}^k, \phi_{1i}^k) + \beta_{12} f(\phi_{2r}^k, \phi_{2i}^k)) s_1 v_{1i} \\
& \quad + \int_{\mathcal{D}} \beta_{11} \left( \frac{\partial f}{\partial \phi_r}(\phi_{1r}^k, \phi_{1i}^k) \phi_{1i}^k q_1 + \frac{\partial f}{\partial \phi_i}(\phi_{1r}^k, \phi_{1i}^k) \phi_{1i}^k s_1 \right) v_{1i} \\
& \quad + \int_{\mathcal{D}} \beta_{12} \left( \frac{\partial f}{\partial \phi_r}(\phi_{2r}^k, \phi_{2i}^k) \phi_{1i}^k q_2 + \frac{\partial f}{\partial \phi_i}(\phi_{2r}^k, \phi_{2i}^k) \phi_{1i}^k s_2 \right) v_{1i} \\
& = \int_{\mathcal{D}} (C_{\text{trap}} - \mu_1) \phi_{1i}^k v_{1i} + \int_{\mathcal{D}} \frac{1}{2} \nabla \phi_{1i}^k \cdot \nabla v_{1i} + \int_{\mathcal{D}} (\beta_{11} f(\phi_{1r}^k, \phi_{1i}^k) + \beta_{12} f(\phi_{2r}^k, \phi_{2i}^k)) \phi_{1i}^k v_{1i},
\end{aligned} \tag{41}$$

$$\begin{aligned}
& \int_{\mathcal{D}} (C_{\text{trap}} - \mu_2) q_2 v_{2r} + \int_{\mathcal{D}} \frac{1}{2} \nabla q_2 \cdot \nabla v_{2r} + \int_{\mathcal{D}} (\beta_{22} f(\phi_{2r}^k, \phi_{2i}^k) + \beta_{21} f(\phi_{1r}^k, \phi_{1i}^k)) q_2 v_{2r} \\
& \quad + \int_{\mathcal{D}} \beta_{21} \left( \frac{\partial f}{\partial \phi_r}(\phi_{1r}^k, \phi_{1i}^k) \phi_{2r}^k q_1 + \frac{\partial f}{\partial \phi_i}(\phi_{1r}^k, \phi_{1i}^k) \phi_{2r}^k s_1 \right) v_{2r} \\
& \quad + \int_{\mathcal{D}} \beta_{22} \left( \frac{\partial f}{\partial \phi_r}(\phi_{2r}^k, \phi_{2i}^k) \phi_{2r}^k q_2 + \frac{\partial f}{\partial \phi_i}(\phi_{2r}^k, \phi_{2i}^k) \phi_{2r}^k s_2 \right) v_{2r} \\
& = \int_{\mathcal{D}} (C_{\text{trap}} - \mu_2) \phi_{2r}^k v_{2r} + \int_{\mathcal{D}} \frac{1}{2} \nabla \phi_{2r}^k \cdot \nabla v_{2r} + \int_{\mathcal{D}} (\beta_{21} f(\phi_{1r}^k, \phi_{1i}^k) + \beta_{22} f(\phi_{2r}^k, \phi_{2i}^k)) \phi_{2r}^k v_{2r},
\end{aligned} \tag{42}$$

$$\begin{aligned}
& \int_{\mathcal{D}} (C_{\text{trap}} - \mu_2) s_2 v_{2i} + \int_{\mathcal{D}} \frac{1}{2} \nabla s_2 \cdot \nabla v_{2i} + \int_{\mathcal{D}} (\beta_{22} f(\phi_{2r}^k, \phi_{2i}^k) + \beta_{21} f(\phi_{1r}^k, \phi_{1i}^k)) s_2 v_{2i} \\
& \quad + \int_{\mathcal{D}} \beta_{21} \left( \frac{\partial f}{\partial \phi_r}(\phi_{1r}^k, \phi_{1i}^k) \phi_{2i}^k q_1 + \frac{\partial f}{\partial \phi_i}(\phi_{1r}^k, \phi_{1i}^k) \phi_{2i}^k s_1 \right) v_{2i} \\
& \quad + \int_{\mathcal{D}} \beta_{22} \left( \frac{\partial f}{\partial \phi_r}(\phi_{2r}^k, \phi_{2i}^k) \phi_{2i}^k q_2 + \frac{\partial f}{\partial \phi_i}(\phi_{2r}^k, \phi_{2i}^k) \phi_{2i}^k s_2 \right) v_{2i} \\
& = \int_{\mathcal{D}} (C_{\text{trap}} - \mu_2) \phi_{2i}^k v_{2i} + \int_{\mathcal{D}} \frac{1}{2} \nabla \phi_{2i}^k \cdot \nabla v_{2i} + \int_{\mathcal{D}} (\beta_{21} f(\phi_{1r}^k, \phi_{1i}^k) + \beta_{22} f(\phi_{2r}^k, \phi_{2i}^k)) \phi_{2i}^k v_{2i}.
\end{aligned} \tag{43}$$

Again, the implementation of Eqs. (40)-(43) with FreeFem++ is very similar to the mathematical formulation.

### 3.3 Finite element implementation with FreeFem++

The algorithms presented below are implemented using the free software FreeFem++ (Hecht, 2012). We illustrate in this section the main principles of programming used in building the toolbox and the numerical settings for the BdG problem.

One of the main advantages offered by FreeFem++ is to program cumbersome formulae in a compact form, close to the mathematical formulation. For example, the system (36) is implemented in a Macro (precisely `BdG_1comp/A_macro/Macro_problem.edp`) in which integral terms are easy to identify:

```
NewMacro problemGP
macro f(ur,ui) (ur^2 + ui^2)//
macro dfdur(ur,ui) (2.*ur)//
macro dfdui(ur,ui) (2.*ui)//

varf vGP([q,s],[vr,vi]) =
intN(Th,qforder=ord)((Ctrap - mu)*q*vr + .5*grad(q)
  '*grad(vr)
+ (Ctrap - mu)*s*vi + .5*grad(s) '*grad(vi)
+ beta * (f(phir,phii)*q*vr + f(phir,phii)*s*vi)
+ beta * phir*vr*(dfdur(phir,phii)*q + dfdui(phir,
  phii)*s)
+ beta * phii*vi*(dfdur(phir,phii)*q + dfdui(phir,
  phii)*s))
+ intN(Th,qforder=ord)((Ctrap - mu)*phir*vr + .5*
  grad(phir) '*grad(vr)
+ (Ctrap - mu)*phii*vi + .5*grad(phii) '*grad(vi)
+ beta * f(phir,phii) * (phir*vr + phii*vi))
BCGP;
EndMacro
```

Another advantage of this formulation is that it can be used for any dimension ( $d = 1, 2$  or  $3$ ) and any available type of finite elements, by simply declaring these values in the files defining the computational case. For example, for the 1D dark-soliton test case (file `BdG_1comp/INIT/1D_DS.inc`):

```
macro dimension 1//
macro FEchoice P2//
```

These choices are then used in the main programs to define the finite-element spaces. For example, in `FFEM_GP_1c_1D_2D_3D.edp`:

```
func Pk = [FEchoice, FEchoice];
...
meshN Th; // Local mesh
fespace Wh(Th, FEchoice);
fespace Whk(Th, Pk);
...
Wh<complex> phi; // Wavefunction
Whk [q, s], [phir, phii];
```

For all programs in this toolbox, we use  $P2$  (piece-wise quadratic) finite elements.

FreeFem++ also offers a fast mesh generator for 1D, 2D or 3D configurations. The mesh (generically identified as `Th`) is made of segments in 1D, triangles in 2D and tetrahedrons in 3D. The initial solution is built specifically for each case as an approximation of the state we want to study (see Sects. 5 and 6). Newton iterations are stopped when one of two following criteria is satisfied:

$$\left\| \begin{pmatrix} q \\ s \end{pmatrix} \right\|_{\infty} < \epsilon_q, \quad \left\| \begin{pmatrix} \mathcal{F}_r \\ \mathcal{F}_i \end{pmatrix} \right\|_2 < \epsilon_F. \quad (44)$$

In practice, we use  $\epsilon_q = 10^{-8}$  and  $\epsilon_F = 10^{-16}$  and in all considered cases both criteria are satisfied simultaneously. To achieve convergence in the Newton algorithm, the choice of the solver for the linear system resulting from (32) or (37) is very important. For 1D and 2D problems we solve the system with a direct LU method using the library `MUMPS`. For 3D problems, we use a `GMRES` method, preconditioned by an incomplete LU factorization.

Branches of stationary solutions are followed by a continuation method on the parameter  $\mu_0 \leq \mu \leq \mu_f$ . In practice, we start from a value  $\mu_0$  for which the initial condition is sufficiently close to the stationary state and use this converged state as an initial guess for the Newton method with chemical potential  $\mu_0 + \delta\mu$ . The process is repeated until  $\mu_f$  is reached. This is especially useful when following states from the linear limit to high values of  $\mu$ . For the two-component case, the continuation is done first on  $\mu_1$  and  $\mu_2$  and then on the inter-component interactions  $\beta_{12}$  and  $\beta_{21}$ .

An important tool in FreeFem++ is mesh adaptation, that considerably helps in reducing the computational time while keeping a high degree of accuracy. The mesh is adapted in 2D using the standard `adaptmesh` command



of FreeFem++ which creates a new mesh adapted to the Hessian of the solution. In 3D, the adaptation is done through the libraries `mshmet` and `mmg` (Dapogny et al., 2014) which are directly linked to FreeFem++ . When using continuation, we adapt the mesh for different values of  $\mu$ . Mesh adaptation is mandatory for the complicated test cases, especially in 3D or for the two-component cases: using a refined mesh for the entire domain would lead to a large memory consumption and an excessively long computational time.

## 4 Solving the BdG equations

The BdG problem (30) is solved using the ARPACK library (Lehoucq et al., 1998). It is directly interfaced with FreeFem++ and uses an Arnoldi method to compute the eigenvalues and eigenvectors of a given matrix. We use the following weak formulation corresponding to (30):

$$\begin{cases} \int_{\mathcal{D}} \frac{1}{2} \nabla A \cdot \nabla v_1 + \int_{\mathcal{D}} (C_{\text{trap}} - \mu) A v_1 + \int_{\mathcal{D}} 2\beta |\phi|^2 A v_1 + \int_{\mathcal{D}} \beta \phi^2 B v_1 = \omega \int_{\mathcal{D}} A v_1, \\ - \int_{\mathcal{D}} \frac{1}{2} \nabla B \cdot \nabla v_2 - \int_{\mathcal{D}} (C_{\text{trap}} + \mu) B v_2 - \int_{\mathcal{D}} 2\beta |\phi|^2 B v_2 - \int_{\mathcal{D}} \beta \bar{\phi}^2 A v_2 = \omega \int_{\mathcal{D}} B v_2. \end{cases} \quad (45)$$

The bilinear terms in the left hand side of this equation form the finite element matrix  $M$  that is sent to ARPACK. To check the accuracy of the eigenvalue computation, we compute the residual:

$$\left\| M \begin{pmatrix} A \\ B \end{pmatrix} - \omega \begin{pmatrix} A \\ B \end{pmatrix} \right\|_{\infty}. \quad (46)$$

Numerical tests showed that using a shift leads to an increased accuracy: the residual decreases to  $10^{-7}$  and eigenvalues are closer to the expected values when compared to known results. We use a shift  $\sigma = 10^{-4}$ , which is implemented by adding the following term to the matrix:

$$- \int_{\mathcal{D}} \sigma (A v_1 + B v_2). \quad (47)$$

For the two-component case, the numerical method is similar and based on the following weak formulation corresponding to (20)-(22):

$$\left\{ \begin{array}{l}
\int_{\mathcal{D}} \frac{1}{2} \nabla A \cdot \nabla v_1 + \int_{\mathcal{D}} (C_{\text{trap}} - \mu_1) A v_1 + \int_{\mathcal{D}} (2\beta_{11} |\phi_1|^2 + \beta_{12} |\phi_2|^2) A v_1 \\
\quad + \int_{\mathcal{D}} \beta_{11} \phi_1^2 B v_1 + \int_{\mathcal{D}} \beta_{12} \phi_1 \overline{\phi_2} C v_1 + \int_{\mathcal{D}} \beta_{12} \phi_1 \phi_2 D v_1 = \omega \int_{\mathcal{D}} A v_1, \\
- \int_{\mathcal{D}} \frac{1}{2} \nabla B \cdot \nabla v_2 - \int_{\mathcal{D}} (C_{\text{trap}} - \mu) B v_2 - \int_{\mathcal{D}} (2\beta_{11} |\phi_1|^2 + \beta_{12} |\phi_2|^2) B v_2 \\
\quad - \int_{\mathcal{D}} \beta_{11} \overline{\phi_1}^2 A v_2 - \int_{\mathcal{D}} \beta_{12} \overline{\phi_1} \phi_2 C v_2 - \int_{\mathcal{D}} \beta_{12} \overline{\phi_1} \phi_2 D v_2 = \omega \int_{\mathcal{D}} B v_2, \\
\int_{\mathcal{D}} \frac{1}{2} \nabla C \cdot \nabla v_3 + \int_{\mathcal{D}} (C_{\text{trap}} - \mu) C v_3 + \int_{\mathcal{D}} (2\beta_{22} |\phi_2|^2 + \beta_{21} |\phi_1|^2) C v_3 \\
\quad + \int_{\mathcal{D}} \beta_{21} \overline{\phi_1} \phi_2 A v_3 + \int_{\mathcal{D}} \beta_{21} \phi_1 \phi_2 B v_3 + \int_{\mathcal{D}} \beta_{22} \phi_2^2 D v_3 = \omega \int_{\mathcal{D}} C v_3, \\
- \int_{\mathcal{D}} \frac{1}{2} \nabla D \cdot \nabla v_4 - \int_{\mathcal{D}} (C_{\text{trap}} - \mu) D v_4 - \int_{\mathcal{D}} (2\beta_{22} |\phi_2|^2 + \beta_{21} |\phi_1|^2) D v_4 \\
\quad - \int_{\mathcal{D}} \beta_{21} \overline{\phi_1} \phi_2 A v_4 - \int_{\mathcal{D}} \beta_{21} \phi_1 \overline{\phi_2} B v_4 - \int_{\mathcal{D}} \beta_{22} \overline{\phi_2}^2 C v_4 = \omega \int_{\mathcal{D}} D v_4.
\end{array} \right. \tag{48}$$

## 5 Validation test cases for the one-component BEC

We start by validating the codes for the one-component BEC against well known benchmarks. A summary of the considered cases, together with typical computational times and mesh sizes, is provided in Tab. 1. When mesh adaptation is used, we indicate the size of the mesh for the last step of the continuation procedure. Note that we considered for all cases the non-dimensional equations in the setting for which  $\beta = 1$ .

### 5.1 1D case: ground state

The first test case is the computation of eigenvalues of the ground state of a one-dimensional BEC with trapping potential  $V_{\text{trap}} = \frac{1}{2} m \omega_z^2 z^2$ . In the Thomas-Fermi limit, the explicit expressions for eigenvalues are known (Kevrekidis

	Without mesh adaptation			With mesh adaptation		
	CPU time GP	CPU time BdG	Mesh size	CPU time GP	CPU time BdG	Mesh size
1D ground state	00:00:01	00:00:05	3602			
1D dark soliton	00:00:01	00:00:02	1356			
2D ground state	00:00:02	00:00:24	11552	00:00:05	00:00:20	9942
2D dark soliton	00:20:49	05:34:28	45000	00:09:32	00:58:07	14498
2D central vortex	00:07:26	00:58:07	14200	00:09:30	01:03:40	18775
3D ground state	00:04:22	01:09:00	24576	00:07:45	01:20:38	30317

Table 1: Test cases for the one-component BEC. Computational time and mesh size (number of elements). All computation were performed on a Macbook pro M1, 16GB of DDR4 2400 MHz RAM.

and Pelinovsky, 2010):

$$\omega_n^{\text{TF}} = \omega_z \sqrt{\frac{n(n+1)}{2}}, \quad n \in \mathbb{N}. \quad (49)$$

We compare in Tab. 2 numerical and theoretical values of eigenvalues  $\omega$  for  $\mu = 6$  and  $\omega_z = 0.025$ . The Thomas-Fermi solution (9) was used to initialize the Newton algorithm. We could check from Tab. 2 that the computed eigenvalues verify the following expected properties (see also Sect. 2.2):

- (i) all eigenvalues are real (the stationary state is dynamically stable) and form pairs  $(+\omega, -\omega)$ ,
- (ii) the first eigenvalue is  $\omega = 0$ ,
- (iii) the other eigenvalues correspond to theoretical predictions (49),
- (iv) all Krein signatures are positive (the stationary state is energetically stable).

## 5.2 1D case: dark soliton

We analyse for the second 1D test case an excited state, obtained by adding a dark soliton to the Thomas-Fermi density previously computed. The initial condition for the Newton algorithm is thus built as:

$$\phi_{DS}^{init} = \sqrt{n_{\text{TF}}} \tanh(\sqrt{\mu}z). \quad (50)$$

We plot in Fig. 1(a) the initial condition and the converged stationary state. Eigenvalues are displayed in Tab. 3. As expected, all eigenvalues are real, as the dark soliton is dynamically stable in 1D. A complete characterization of the BdG modes is offered in Frantzeskakis (2010).

	$Re(\omega)$	$Im(\omega)$	K	$\omega_n^{\text{TF}}$ from (49)
$\omega_1$	-2.89857e-15	2.16087e-07	1	$\omega_0^{\text{TF}} = 0$
$\omega_2$	6.18933e-15	-2.16087e-07	1	
$\omega_3$	-0.025	-8.80682e-11	1	$\omega_1^{\text{TF}} = \omega_z = 0.025$
$\omega_4$	0.025	2.76512e-11	1	
$\omega_5$	-0.0433018	-4.41549e-11	1	$\omega_2^{\text{TF}} \approx 0.043301270$
$\omega_6$	0.0433018	-1.21387e-11	1	
$\omega_7$	-0.0612394	-2.87955e-10	1	$\omega_3^{\text{TF}} \approx 0.061237243$
$\omega_8$	0.0612394	1.64467e-10	1	
$\omega_9$	-0.0790624	-1.09235e-10	1	$\omega_4^{\text{TF}} \approx 0.07905694$
$\omega_{10}$	0.0790624	8.67993e-11	1	

Table 2: 1D ground state: eigenvalues and Krein signatures.

- The mode with  $\omega_4 \approx \frac{\omega_z}{\sqrt{2}} \approx 0.017677669$  is the anomalous mode; it is the only mode with a negative Krein signature. It is represented in Fig. 1(b) and we retrieve the profile obtained in Law et al. (2002).
- The dipole or Kohn mode at  $\omega_6 \approx \omega_z = 0.025$  corresponds to oscillations of the center of mass of the condensate.
- The quadrupole mode (or the breathing mode) is obtained for  $\omega_8 \approx \omega_z \sqrt{3} \approx 0.04330127$ . This mode is particular to the one-dimensionality of the system.

	$Re(\omega)$	$Im(\omega)$	K
$\omega_1$	-2.57971e-07	-3.29591e-15	1
$\omega_2$	2.57971e-07	3.25101e-15	1
$\omega_3$	-0.0178197	-1.09577e-12	-1
$\omega_4$	0.0178197	1.00791e-12	-1
$\omega_5$	-0.025	-5.42312e-12	1
$\omega_6$	0.025	6.69980e-12	1
$\omega_7$	-0.0435553	-8.24994e-12	1
$\omega_8$	0.0435553	9.60204e-12	1
$\omega_9$	-0.0616151	4.28088e-13	1
$\omega_{10}$	0.0616151	2.16934e-13	1

Table 3: 1D dark soliton: eigenvalues and Krein signatures.

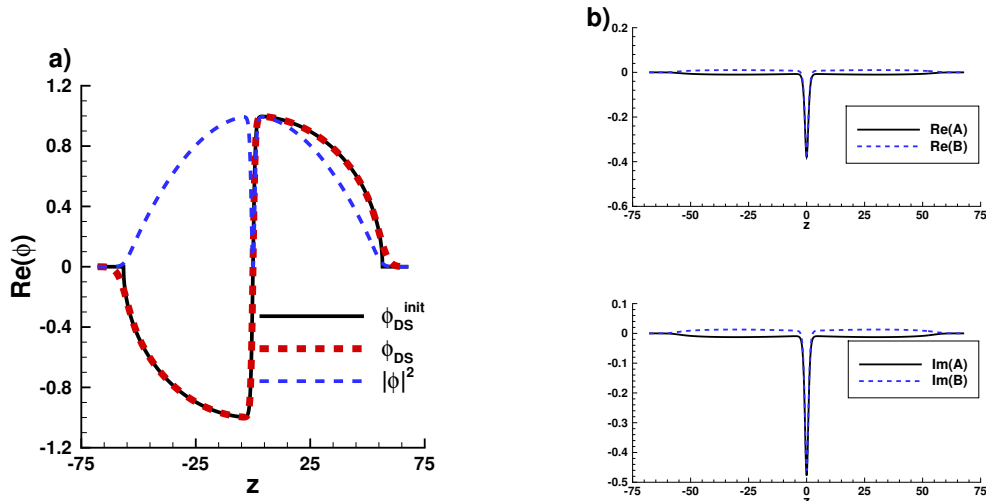


Figure 1: 1D dark soliton: a) initial state and stationary solution, b) anomalous mode with  $\omega_4 \approx \frac{\omega_z}{\sqrt{2}}$ .

### 5.3 2D case: ground state

We switch now to 2D BEC configurations with trapping potential  $V_{\text{trap}} = \frac{1}{2}m\omega_{\perp}^2 r^2$ , where  $r^2 = x^2 + y^2$ . For this case, the eigenvalues in the Thomas-Fermi limit are also known (Kevrekidis and Pelinovsky, 2010):

$$\omega_{m,k}^{\text{TF}} = \omega_{\perp} \sqrt{m + 2k^2 + 2k(1 + m)}, \quad (51)$$

where  $m, k \geq 0$  are integers. We present in Tab. 4 the first 20 eigenvalues computed for  $\mu = 6$  and  $\omega_{\perp} = 0.2$ , with and without mesh adaptation. We find all Krein signatures to be 1, which is the expected result in the absence of topological excitations. This is a perfect case to check that computations using mesh adaptation provide the same results as computations with a refined fixed mesh. Results in Tab. 4 show that this is indeed the case for our BdG solvers.

### 5.4 2D case: dark soliton

Following the same procedure as in the 1D case, we add to the previously computed 2D ground state a centered dark soliton (Fig. 2). This is an

	No mesh adaptation			With mesh adaptation			$\omega_{m,k}$ from (51)
	$Re(\omega)$	$Im(\omega)$	K	$Re(\omega)$	$Im(\omega)$	K	
$\omega_1$	-2.07687e-06	5.60174e-16	1	-6.24135e-15	1.37474e-07	1	$\omega_{0,0}^{\text{TF}} = 0$
$\omega_2$	2.07687e-06	-5.08061e-16	1	6.23144e-15	-1.37474e-07	1	
$\omega_3$	-0.2	-4.04752e-11	1	-0.2	1.16809e-11	1	$\omega_{1,0}^{\text{TF}} = 0.2$
$\omega_4$	0.2	1.28499e-11	1	0.2	-2.51572e-11	1	
$\omega_5$	-0.2	-9.72650e-12	1	-0.2	-5.27780e-12	1	
$\omega_6$	0.2	-1.80613e-11	1	0.2	4.37562e-11	1	
$\omega_7$	-0.283446	5.84768e-11	1	-0.283447	4.45534e-12	1	$\omega_{2,0}^{\text{TF}} = 0.28284271$
$\omega_8$	0.283446	6.54561e-11	1	0.283447	3.70927e-12	1	
$\omega_9$	-0.283447	2.32827e-11	1	-0.283447	1.65992e-12	1	
$\omega_{10}$	0.283447	2.88143e-11	1	0.283447	6.51049e-12	1	
$\omega_{11}$	-0.348749	-3.21680e-12	1	-0.348750	1.02905e-11	1	$\omega_{3,0}^{\text{TF}} = 0.34641016$
$\omega_{12}$	0.348749	2.38853e-11	1	0.348750	1.33981e-11	1	
$\omega_{13}$	-0.348749	-4.01642e-11	1	-0.348751	-5.37018e-12	1	
$\omega_{14}$	0.348749	-9.62656e-12	1	0.348751	6.96459e-11	1	
$\omega_{15}$	-0.399998	-6.47856e-11	1	-0.399999	4.66425e-11	1	$\omega_{4,0}^{\text{TF}} = \omega_{0,1}^{\text{TF}} = 0.4$
$\omega_{16}$	0.399998	7.43875e-11	1	0.399999	-2.73013e-12	1	
$\omega_{17}$	-0.405630	1.00037e-11	1	-0.405633	4.30066e-11	1	
$\omega_{18}$	0.405630	2.17681e-11	1	0.405633	5.11857e-11	1	
$\omega_{19}$	-0.405630	-2.72905e-11	1	-0.405633	2.77070e-11	1	
$\omega_{20}$	0.405630	-1.36630e-11	1	0.405633	-1.52304e-11	1	

Table 4: 2D ground state: eigenvalues and Krein signatures.

interesting case to test the continuation procedure in following a branch of stationary solutions. The initial condition is given by the  $|1, 0\rangle$  state in the linear limit:

$$\phi_{DS} = \sqrt{\frac{\omega_{\perp}}{2\pi}} H_0(\sqrt{\omega_{\perp}}x) H_1(\sqrt{\omega_{\perp}}y) e^{-\frac{1}{2}\omega_{\perp}(x^2+y^2)}, \quad (52)$$

where  $H_n$  are Hermite polynomials. We set  $\omega_{\perp} = 0.2$  and follow this solution up to  $\mu = 3$ . Real and imaginary parts of eigenvalues are presented in Fig. 2(a, b) and are identical to the results published in Middelkamp et al. (2010a). This state does not have an azimuthal symmetry. Due to the space discretization, there exists a preferred direction along which the soliton will tend to align itself. When adapting the mesh, this direction changes and the wave function will then rotate. To avoid this phenomenon, we only adapt the mesh every 5 iterations during the continuation procedure. This permits to optimally adapt the size of the mesh while reducing the effects of the rotation.

Table 1 shows that this is an efficient approach to reduce the computational time. The final adapted mesh is presented in Fig. 2(c), with the corresponding

atomic density  $|\phi|^2$  in Fig. 2(d).

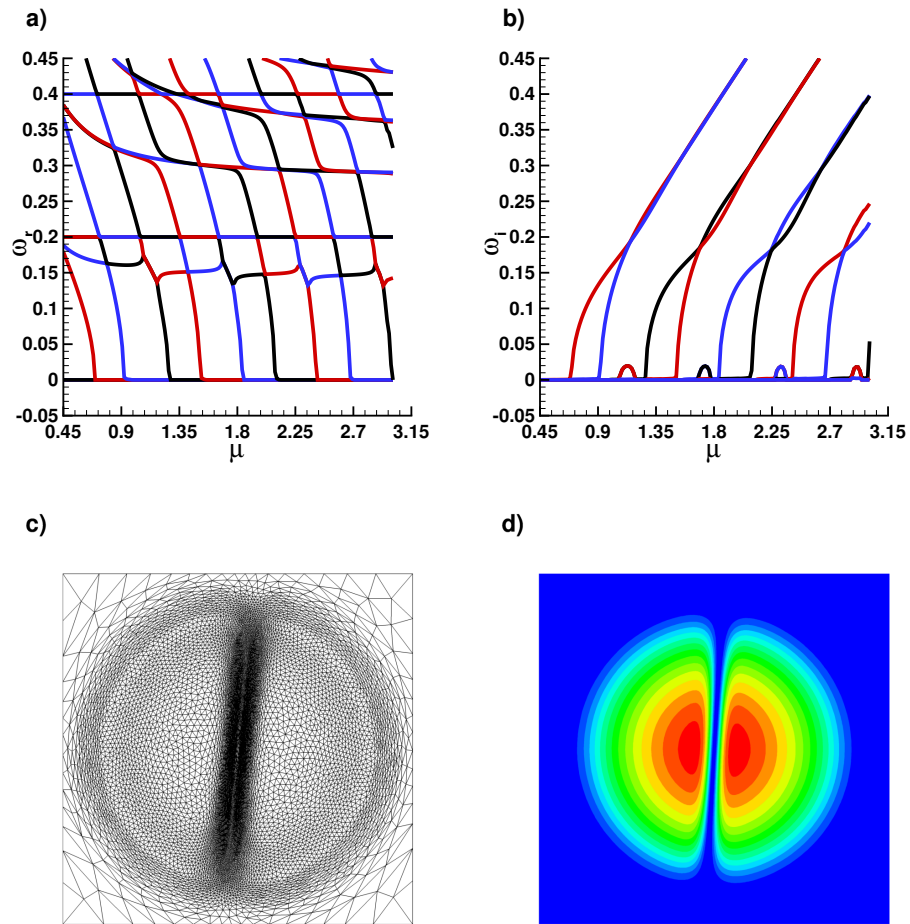


Figure 2: 2D dark soliton: a) real part  $\omega_r$  and b) imaginary part  $\omega_i$  of eigenvalues as a function of  $\mu$ . Solution for  $\mu = 3.007$ : c) adapted mesh and d) atomic density  $|\phi|^2$ .

## 5.5 2D case: central vortex

We compute another solution studied in [Middelkamp et al. \(2010a,b\)](#). It consists of a disk-shaped BEC with a centered vortex. The initial condition is given by the  $|0, 1\rangle$  state in cylindrical coordinates  $(r, \theta)$ :

$$\phi_{VS} \propto r L_0^1(\omega_\perp r^2) e^{i\theta} e^{-\frac{1}{2}\omega_\perp r^2}, \quad (53)$$

where  $L_0^1$  is the Laguerre polynomial. We set, as in the previous case,  $\omega_\perp = 0.2$ . Eigenvalues computed with and without mesh adaptation are displayed in Fig. 3(a) and (b). We checked that both methods give the same results as those obtained in [Middelkamp et al. \(2010a,b\)](#). The atomic density is presented in Fig. 3(c) and (d) for two values of  $\mu$ .

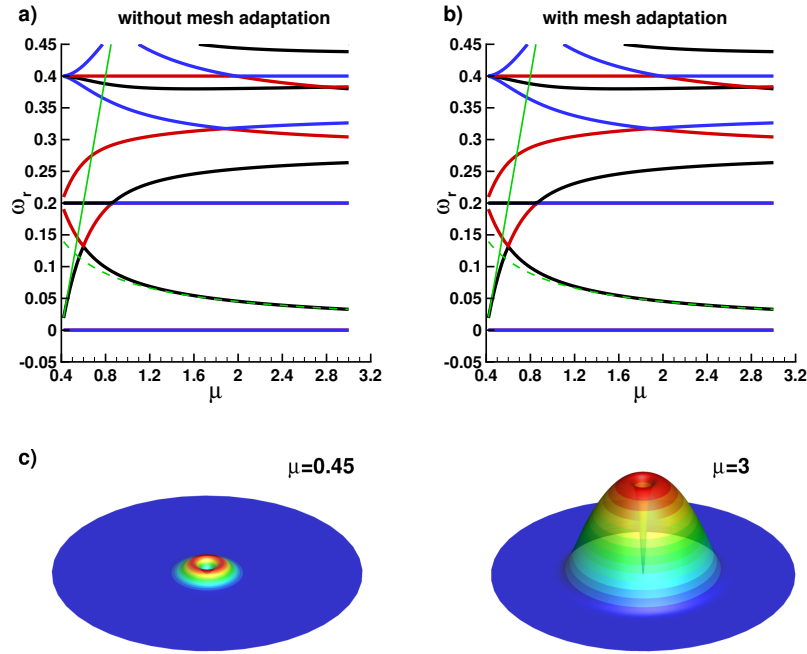


Figure 3: 2D BEC with a centered vortex. Real part  $\omega_r$  of eigenvalues as a function of  $\mu$  computed a) without and b) with mesh adaptation. c) Atomic density  $|\phi|^2$  for  $\mu = 0.45$  and  $\mu = 3$ .



The first BdG modes ( $A, B$ ) for this state are displayed in Fig. 4 by plotting their modulus coloured by the phase. We can distinguish:

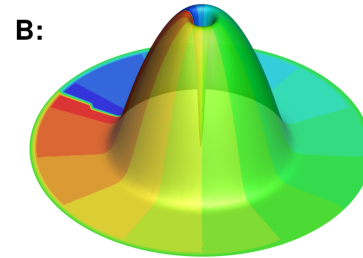
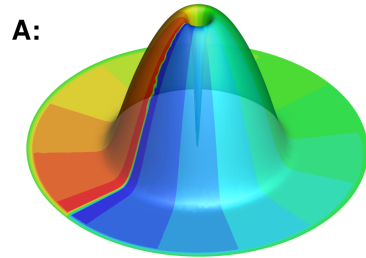
- The zero-energy mode  $\omega = 0$  (Fig. 4(a)), associated to the phase invariance of the GP equation.
- The anomalous mode (Fig. 4(b)) corresponds to the following approximation of its eigenvalue in the Thomas-Fermi limit (Middelkamp et al., 2010a):

$$\omega = \frac{\omega_{\perp}^2}{2\mu} \ln\left(A \frac{\mu}{\omega_{\perp}}\right) \approx 0.03261667238, \quad A \approx 2\sqrt{2}\pi \approx 8.886. \quad (54)$$

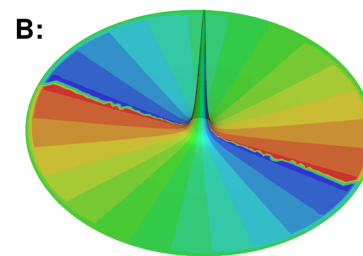
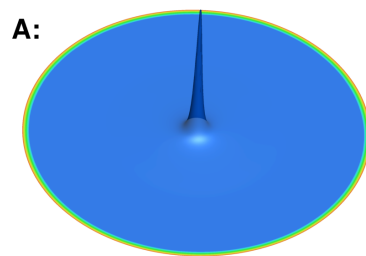
This value is represented by a dashed green line in Figs. 3 (a) and (b).

- The dipole or Kohn mode (Fig. 4(c)) corresponds to  $\omega = \omega_{\perp}$  and is independent of  $\mu$ .
- The 4-th mode (Fig. 4(d)) corresponding to  $\omega = \mu - 2\omega_{\perp}$  in the linear limit (Middelkamp et al., 2010b). This value is represented by a continuous green line in Figs. 3 (a) and (b).

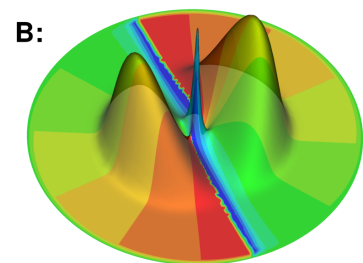
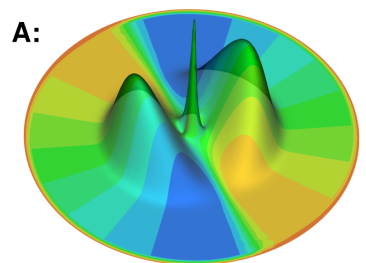
a) Phase invariance mode



b) Anomalous mode



c) Kohn mode



d)  $\mu-2\omega$  mode

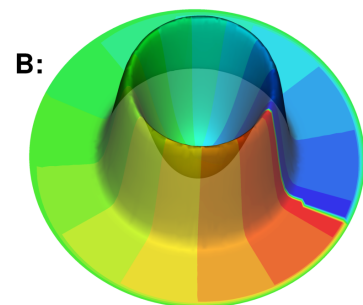
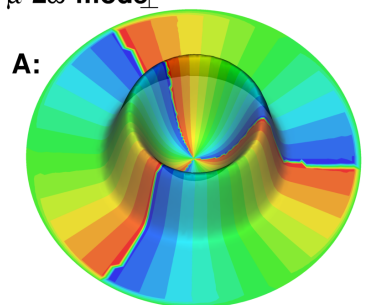


Figure 4: 2D BEC with a centered vortex: first four BdG modes  $A$  and  $B$ . Surfaces of modulus coloured by the phase.

## 5.6 3D case: ground state

Computing the BdG modes for a 3D BEC is a challenging numerical problem. Even with mesh adaptation, the number of degrees of freedom is high and increases with the size of condensate (*i. e.* with  $\mu$ ). For this test case, we computed the spectrum of the ground state of a spherical BEC with trapping potential  $V_{\text{trap}} = \frac{1}{2}m\omega_{\perp}^2 r^2$ , where  $r^2 = x^2 + y^2 + z^2$ . We set  $\omega_{\perp} = 1$ . The eigenvalues presented in Fig. 5 are in very good agreement with numerical results obtained in [Bisset et al. \(2015\)](#). This case shows that our finite-element toolbox can be used to study simple 3D configurations. For more complicated states, the use of parallelization is mandatory to reduce the computational time and memory requirements.

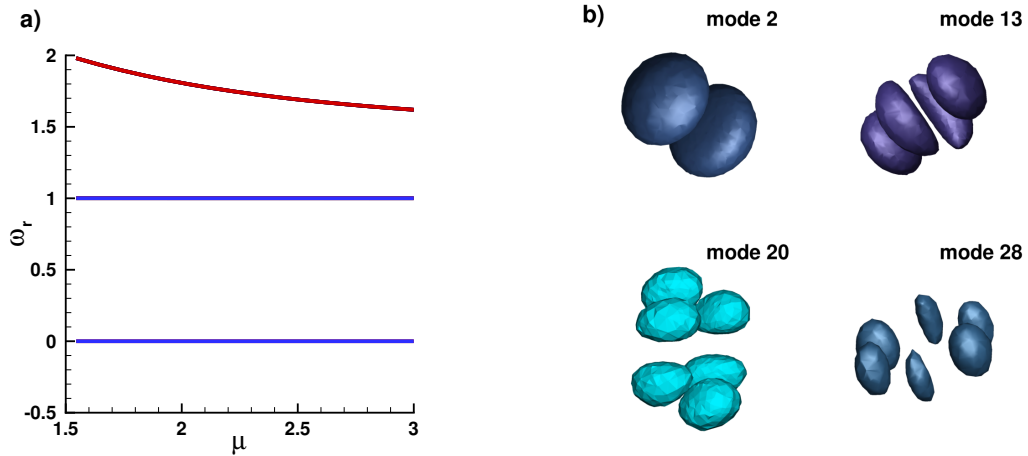


Figure 5: 3D case: ground state. a) Real part  $\omega_r$  of the eigenvalues as a function of  $\mu$ , b) illustration of four BdG modes (iso-surfaces of the modulus).

## 6 Validation test cases for the two-component BEC

For the two-component BEC, we compute BdG modes for the dark-antidark solitary 1D or 2D waves studied in [Danaila et al. \(2016\)](#). Antidark solitary waves are bright solitary waves on top of a finite background. Such states appear in a two-component system with inter-component repulsion: a dark soliton or a vortex (or a ring) in one component will induce an effective potential, through the inter-component nonlinearity, on the second component. The result is that atoms of the second component are attracted into the dip of the first one. We consider the system (31) in the case of repulsive inter-component interactions with miscibility condition  $0 \leq \beta_{12} < \sqrt{\beta_{11}\beta_{22}}$  that ensures that the two components co-exist outside the dark-antidark state. To simplify the case study, since only the ratio between non-linear interaction constants matters, we set  $\beta_{11} = \beta_{22} = \beta = 1$ ,  $\beta_{12} = \beta_{21}$  and  $0 < \beta_{12} < \beta$ .

The considered two-component cases are summarized in Tab. 5 displaying the necessary computational times and mesh sizes. Note that the codes consider independent values for coefficients  $\beta_{ij}$ ,  $1 \leq i, j \leq 2$ , and thus can be used to study configurations different from those analysed in [Danaila et al. \(2016\)](#).

	Without mesh adaptation			With mesh adaptation		
	CPU time GP	CPU time BdG	mesh size	CPU time GP	CPU time BdG	mesh size
1D dark-antidark state	00:00:30	00:08:48	2714			
2D vortex-antidark state	00:07:46	01:02:21	10469	00:14:34	01:27:09	7874
2D ring-antidark state	00:09:22	01:48:45	10469	00:11:05	01:59:30	9533

Table 5: Test cases for the two-component BEC. Computational time and mesh size (number of elements). All computation were performed on a Macbook pro M1, 16GB of DDR4 2400 MHz RAM.

### 6.1 1D case: dark-antidark soliton

The first state is a dark-antidark solitary wave in 1D. We set a soliton solution (constructed as in Eq. (50)) in the first component, while the second component is in the Thomas-Fermi ground state. Obtained eigenvalues are shown in Fig. 6(a) and (b) and correspond to the results of [Danaila et al. \(2016\)](#). The small imaginary instability around  $\beta_{12} = \beta_{21} = 0.8$  is well resolved.

Profiles of the atomic density for different values of the interaction coefficient are presented in Fig. 6(c).

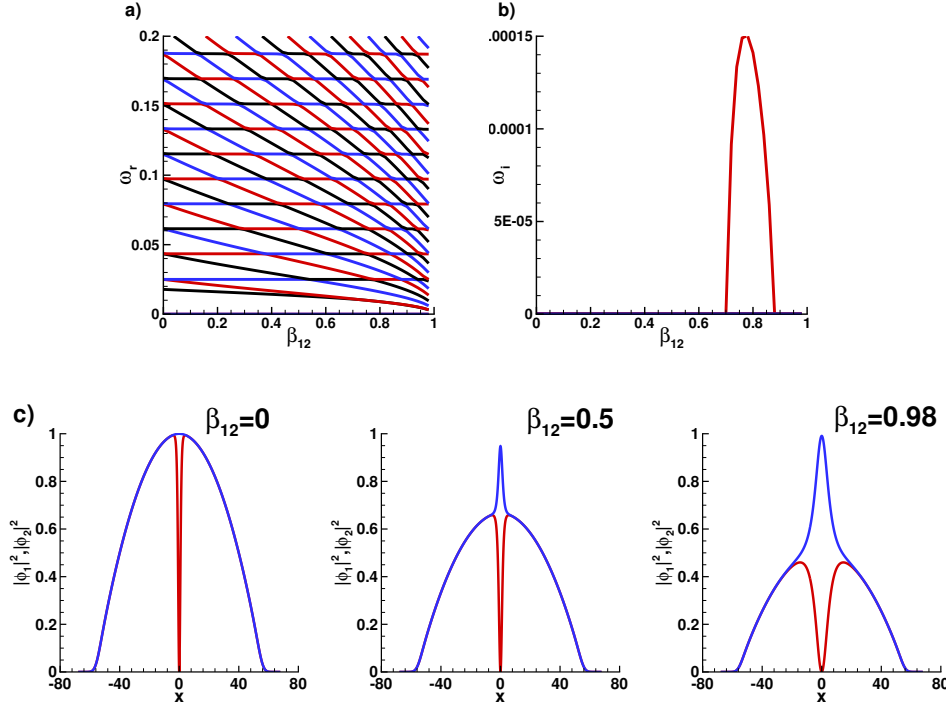


Figure 6: 1D two-component case: dark-antidark solitary wave. a) Real part  $\omega_r$  and b) imaginary part  $\omega_i$  of BdG eigenvalues, c) atomic density profiles for three values of  $\beta_{12}$ .

## 6.2 2D two-component case: ring-antidark-ring state

With the toolbox, we provide two test cases for 2D configurations: the vortex-antidark and ring-antidark solitary waves. We show here only the case with ring-antidark solitary waves. The first component contains a ring soliton and the second is in the ground state. Results are shown in Fig. 7(a) and (b) for the real and imaginary parts of the eigenvalues. Figure 7(c) shows for the atomic density profiles which correspond to the figures presented in [Danaila et al. \(2016\)](#).

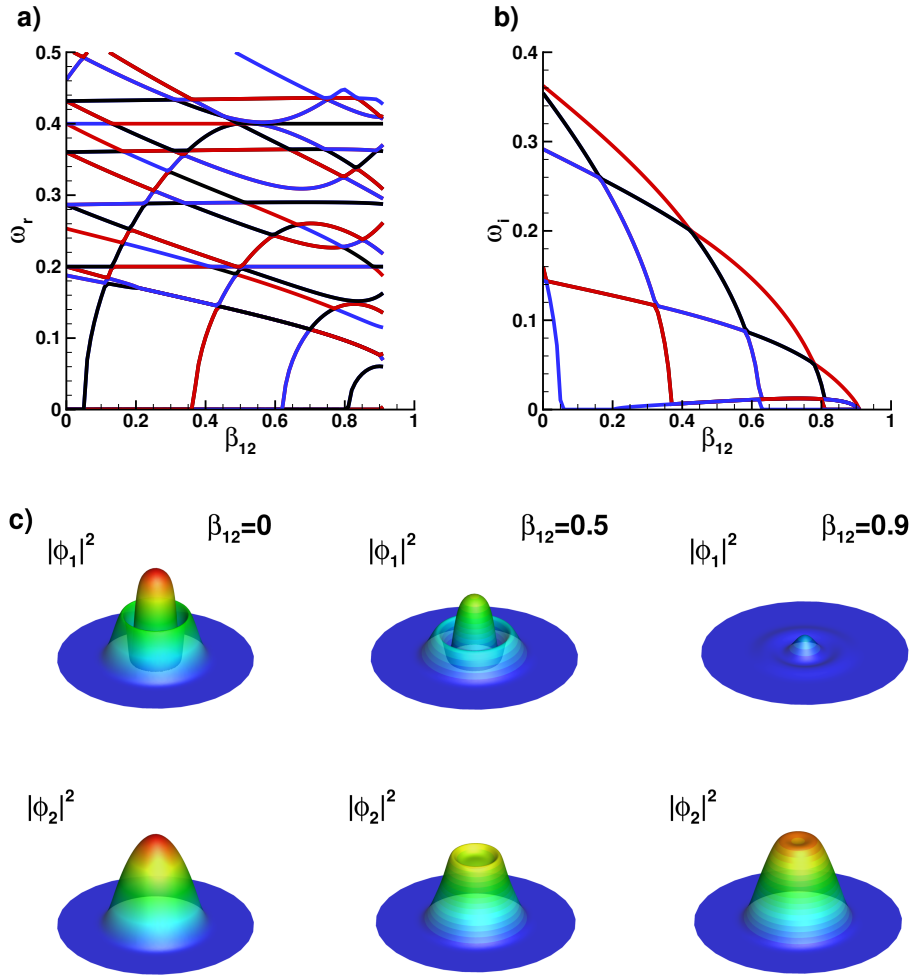


Figure 7: 2D two-component case: ring-antidark-ring state. a) Real part  $\omega_r$  and b) imaginary part of eigenvalues, c) density profiles for three values of  $\beta_{12}$ .

## 7 Description of the programs

In this section, we first describe the architecture of the programs and the organisation of the provided files. We then present the input parameters and the structure of the output files.

### 7.1 Program architecture

Codes and data files forming the BdG toolbox are stored in the `FFEM_BdG_toolbox` directory, which is organized around two main subdirectories: `BdG_1comp` and `BdG_2comp`, corresponding to the one- and two-component codes. Each subdirectory contains two main files: `FFEM_GP_$case.edp`, which is the main FreeFem++ script file for the computation of the stationary state, and `FFEM_BdG_$case.edp` which is the main FreeFem++ script file for the computation of the BdG eigenvalues. To run the computation of the Gross-Pitaevskii stationary state, the user can use the command `FreeFem++ FFEM_GP_$case.edp`. BdG eigenvalues can then be computed with the command `FreeFem++ FFEM_BdG_$case.edp`. Parameter files for the examples presented in this paper are stored in the `INIT` folder.

The obtained solutions are saved in the `dircase` directory. Depending on the output format selected by the user, data files are generated in specific folders for visualization with Tecplot, Paraview or Gnuplot. We also provide in the folder `Figures` ready-made layouts for Tecplot. The user can thus obtain the figures from this paper using newly generated data. More details about the output structure are given in Sect. 7.4.

The complete architecture of the `BdG_1comp` directory is the following (the architecture of the `BdG_2comp` directory is almost identical):

1. `FFEM_GP_$case.edp`: the main script for the computation of the GP stationary states.
2. `FFEM_BdG_$case.edp`: the main script for computing eigenvalues.
3. `param_num_common.inc`: a parameter file for the main numerical parameters.
4. `INIT`: directory storing the parameter files for the examples presented in Sect. 5.

5. **Figures:** directory containing Tecplot layouts used to replot the figures shown in Sect. 5. The main code must be run with the associated example before opening the layout to replot the figure. For some examples, it is necessary to run the case with different parameters (e.g. with and without mesh adaptation) before opening the layout.
6. **A\_macro:** directory containing macros used in the main scripts.

## 7.2 Macros and functions

The different macros and functions used in the toolbox for the sequential code are stored in the **A\_macro** folders:

- *Macro\_BdGsolve.edp*: macro computing the BdG eigenvalues corresponding to matrices in Eqs. (45) and (48).
- *Macro\_createdir.edp*: macro creating the file structure of the **dircase** folder.
- *Macro\_GPsolve.edp*: macro computing the GP stationary state with a Newton method (see Eqs. (36) and (40)-(43)).
- *Macro\_meshAdapt.edp*: macro adapting the mesh to the wave function.
- *Macro\_operator.edp*: definitions of useful macros and functions: gradients, energy (3), chemical potential (7), Hermite polynomials, etc. Also contains a macro creating a spherical mesh for 3D problems.
- *Macro\_output.edp*: macros used to save data in Tecplot and Paraview formats.
- *Macro\_plotEigenvector.edp*: macro plotting the real and imaginary parts of a BdG eigenvector.
- *Macro\_plotphi.edp*: macro plotting the complex wave function. The user can press "k" to alternate between plots of the density, phase and real and imaginary parts of the wave function.
- *Macro\_problem.edp*: definitions of the weak formulations for the GP (Eqs. (36) or (48)) and BdG problems (Eqs. (45) or (40)-(43)).



- *Macro\_restart.edp*: macros used to save and load the wave function to or from FreeFem++ files.
- *Macro\_saveData.edp*: macro saving the stationary wave function.
- *Macro\_saveEigenvalues.edp*: macro saving the BdG eigenvalues and eigenvectors.

### 7.3 Input parameters

Parameters are separated in two files. Numerical parameters used in all computations are in *param\_num\_common.inc*. Files in the `INIT` directory specify physical parameters describing the state that will be studied during a computation and numerical parameters specific to this problem. The files distributed with the toolbox provide a variety of examples that can be used as a starting point when selecting parameters for the study of new states.

(1) In the file `param_num_common.inc`, the parameters are:

- **displayplot**: controls the output information to plot. Possible values range from 0 (no plots), to 2 (plots data at all iterations of the Newton method and all eigenvectors computed by the BdG code).
- **await**: a Boolean indicating if the code must wait for user input when a plot is shown (**true**) or it can continue (**false**) with the next plot.
- **cutXY**, **cutXZ**, **cutYZ**: (only for 3D cases) Booleans indicating whether to plot cuts of the wave function along the different axis at  $x = 0$ ,  $y = 0$  or  $z = 0$ .
- **Tecplot**: a Boolean indicating whether to save data in the Tecplot format.
- **Paraview**: a Boolean indicating whether to save data in the Paraview format (only in 2D and 3D).
- **adaptinit**: if **true**, the initial solution is recomputed after the first mesh adaptation.
- **adaptmeshFF**: determines if mesh adaptation is used (**true**) or not (**false**).

- **useShift**: a Boolean indicating whether to use a shift when computing the BdG eigenvalues (see Eq. (47)).
- **Nadapt**: if mesh adaptation is used, the mesh is adapted every **Nadapt** iterations during the continuation.
- **Nplot**: the wave function is plotted every **Nplot** iterations during the continuation.
- **Nsave**: the wave function is saved for Paraview or Tecplot every **Nsave** iterations during the continuation.
- **Nrst**: the wave function is saved for the BdG computation every **Nrst** iterations during the continuation.
- **tolerrF**: the tolerance value of  $\epsilon_F$  in Eq. (44).
- **tolNewton**: the tolerance value of  $\epsilon_q$  in Eq. (44).
- **shift**: the value of the shift  $\sigma$  used when computing eigenvalues.
- **newtonMax**: the maximum number of Newton iterations.

(2) In the file `$case.inc`, stored in the `INIT` directory, the parameters are:

- General parameters for the case:
  - **dimension**: the dimension of the problem (1, 2 or 3).
  - **FEchoice**: the type of finite element used. Usually *P2*.
  - **nev**: the number of eigenvalues computed by the BdG code.
- Parameters used to restart a computation:
  - **restart**: a boolean indicating if the initial solution is a restart from a previous computation. If `true`, the solution and mesh stored in **fcaserestart** for the value of  $\mu$  given by **murestart** will be used as initial solution.
  - **murestart**: the initial value of  $\mu$  in the case of a restart.
  - **fcaserestart**: the folder where the initial solution is stored in the case of a restart.

- Parameters of the continuation:
  - **kpol**, **lpol**, **mpol**: integers defining the initial state in the linear limit.
  - **startmu**: the initial value of  $\mu$ .
  - **endmu**: the final value of  $\mu$ .
  - **dmu**: the increment in  $\mu$  during the continuation.
  - **facmu**: when using the linear limit, the initial value of  $\mu$  is given by **facmu**  $\cdot \mu_{|klm}$ .
- Coefficients of the GP equation:
  - **beta**: the nonlinear coefficient (we set  $\beta = 1$  in all test cases).
  - **ax**, **ay**, **az**: the frequencies of the trapping potential along the three axes.
  - **Ctrap**: a function defining the trapping potential.
- Parameters for the mesh creation:
  - **Dx**: the distance between points on the mesh border.
  - **scaledom**: a coefficient used to control the size of the domain: the mesh radius is given by **Rdom** = **scaledom**  $r_{TF}$  where  $r_{TF}$  is the Thomas-Fermi radius.
  - **createMesh**: a macro creating the initial mesh **Th**.
- Parameters for the mesh adaptation:
  - **errU**: the interpolation error level.
  - **hmin**: the minimum length of a mesh element edge in the new mesh.
  - **hmax**: the maximum length of a mesh element edge in the new mesh.
  - **adaptratio**: the ratio for a prescribed smoothing of the metric. No smoothing is done if the value is less than 1.1.
- Parameters for the initial solution:
  - **initname**: the name given to the initial solution.
  - **initcond**: a macro defining the initial solution for the **phi** variable.
- Definitions of the boundary conditions:
  - **BCGP**: the boundary conditions used in the GP code for Eqs. (36) and (40)-(43).
  - **BCBdG**: the boundary conditions used in the BdG code for Eqs. (45) and (48).
  - **fcase**: the name given to the current computation.
  - **dircase**: the directory where the results are stored.

(3) In a two component case, some new parameters are defined in the `$case.inc` file:

- Parameters used to restart a computation:
  - **mu1restart**, **mu2restart**: initial values of  $\mu_1$  and  $\mu_2$  in the case of a restart.
  - **beta12restart**, **beta21restart** initial values of  $\beta_{12}$  and  $\beta_{21}$  in the case of a restart.
- Parameters of the continuation:
  - **startmu1**, **startmu2**: initial values of  $\mu_1$  and  $\mu_2$ .
  - **endmu1**, **endmu2**: final values of  $\mu_1$  and  $\mu_2$ .
  - **dmu1**, **dmu2**: increments of  $\mu_1$  and  $\mu_2$  during the continuation.
  - **startbeta12**, **startbeta21**: initial values of  $\beta_{12}$  and  $\beta_{21}$ .
  - **endbeta12**, **endbeta21**: final values of  $\beta_{12}$  and  $\beta_{21}$ .
  - **dbeta12**, **dbeta21**: increments of  $\beta_{12}$  and  $\beta_{21}$  during the continuation.
- Coefficients of the GP equation:
  - **beta11**, **beta12**: nonlinear coefficients  $\beta_{11}$  and  $\beta_{22}$ .
- Parameters for the initial solution:
  - **initname1**: the name given to the initial solution for the first component.
  - **initname2**: the name given to the initial solution for the second component.
  - **initcond**: a macro defining the initial solution for `[phi1,phi2]` variables.

## 7.4 Outputs

When a computation starts, the `OUTPUT_$case` directory is created. It contains up to eight folders. The `RUNPARAM` directory contains a copy of the code and data files, allowing an easy identification of each case and preparing an eventual rerun of the same case. The other folders contains different output format files of the computed solution, to be visualised with Tecplot, Paraview or Gnuplot. The content of these subfolders depends on the case and on the computation parameters (differences in the two component code are given in parenthesis):

1. The `Gnuplot` folder contains two files:
  - Informations about the stationary states are stored in the `GP_results.dat` file. The columns are in order: the non-linear coefficient  $\beta$  ( $\beta_{12}$  and  $\beta_{21}$ ), the imposed chemical potential  $\mu$  ( $\mu_1$  and  $\mu_2$ ), the number of Newton iterations used for this value of  $\mu$ , the errors  $\epsilon_F$  and  $\epsilon_q$  (44), the computed value of the chemical potential (7) (computed values of  $\mu_1$  and  $\mu_2$ ), the number of atoms (4) (the number of atoms in the two components), the GP energy (3), the mesh size, the number of degrees of freedom and the CPU time to compute the stationary state.
  - BdG eigenvalues are stored in the `BdG_results.dat` file. The columns are in order: the non-linear coefficient  $\beta$  ( $\beta_{12}$  and  $\beta_{21}$ ), the imposed chemical potential  $\mu$  ( $\mu_1$  and  $\mu_2$ ), the eigenvalue number between 0 and `nev`, the real and imaginary part of the eigenvalues, the Krein signature and its sign (the Krein signature and its sign for the two components), the residual (46) and the CPU time to compute the eigenvalues.
2. The `Paraview` folder contains the wave functions stored as `.vtk` or `.vtu` and `.pvd` files:
  - `phi_init.vtu` and `phi_final.vtu` are the initial and final solutions.
  - `phi_mu_$mu.vtu` contains the stationary wave function for a given value of  $\mu$ .
  - `phi_mu1_$mu1_mu2_$mu2.vtu` contains the stationary wave function for given values of  $\mu_1$  and  $\mu_2$  in the first continuation.
  - `phi_beta12_$beta12_beta21_$beta21.vtu` contains the stationary wave function for given values of  $\beta_{12}$  and  $\beta_{21}$  in the second continuation.
3. The `Paraview_Eigenvectors` folder contains the eigenvectors stored as:
  - `eVec_mu_$mu_$nev.vtu` in the one component code.
  - `eVec_beta12_$beta12_beta21_$beta21_mu1_$mu1_mu2_$nev.vtu` in the two component code.
4. The `RST` folder contains the stationary states stored as FreeFem++ files. The names are:
  - `RST-$mu.rst` or `RST-$mu1-$mu2-$beta12-$beta21.rst` for the data.
  - `RSTTh-$mu` or `RSTTh-$mu1-$mu2-$beta12-$beta21` for the mesh files. The file extensions are `.mesh` (in 1D), `.msh` (in 2D) or `.meshb` (in 3D).
5. The `Tecplot` folder contains the wave functions stored as `.dat` Tecplot files:

- `phi_init.dat` and `phi_final.dat` are the initial and final solutions.
  - `phi_mu_$mu.dat` contains the stationary wave function for a given value of  $\mu$ .
  - `phi_mu1_$mu1_mu2_$mu2.dat` contains the stationary wave function for given values of  $\mu_1$  and  $\mu_2$  in the first continuation.
  - `phi_beta12_$beta12_beta21_$beta21.dat` contains the stationary wave function for given values of  $\beta_{12}$  and  $\beta_{21}$  in the second continuation.
6. The `Tecplot_Eigenvectors` folder contains the eigenvectors stored in the Tecplot format:
    - `eVec_mu_$mu_$nev.dat` in the one component code.
    - `eVec_beta12_$beta12_beta21_$beta21_mu1_$mu1_mu2_$nev.dat` in the two component code.
  7. The `Tecplot_Eigenvalues` folder contains the eigenvalues stored in the Tecplot format. Filenames are `BdG_results_$i.dat`. Each file contains the  $i$ -th smallest eigenvalue for each value of  $\mu$  (or  $\beta_{12}$  in the two-component code).

## 8 Summary and conclusions

The aim of the toolbox presented in this paper is the computation of stationary states and BdG modes of one- and two-component BECs in 1D and 2D. The use of mesh adaptation enables an efficient computation of stationary states by adapting the spatial discretization to the topology of the considered state. This makes possible the study of various 1D and 2D problems and even a simple 3D configuration without parallelization. The toolbox was created with FreeFem++ , a free and open-source finite element software for the study of partial differential equations. The method consists of two steps: (i) a Newton method, combined with a continuation on the chemical potential  $\mu$  or the inter-component interaction parameters  $\beta_{12}$  and  $\beta_{21}$ , is used to obtain the stationary state of the GP equation, (ii) the BdG modes are obtained by solving an eigenvalue problem with ARPACK. The numerical code was validated against test cases studied theoretically or numerically in the literature. All parameter files corresponding to these test cases are shared with the toolbox, allowing the user to obtain the results presented in this paper. These parameter files can be used as templates to initiate the study of other BEC states. We considered only one and two component systems with

a cubic nonlinearity, but the toolbox could be easily modified to study other configurations such as quartic  $\pm$  quadratic trapping potentials (Bretin et al., 2004), dipolar interactions (Tang et al., 2022) or spinor condensates (Mithun et al., 2022). Future extensions of the toolbox concern the implementation of domain decomposition methods and the use of PETSc and SLEPc libraries for this problem. The new parallel toolbox will make possible the computation (with a reasonable CPU time), of BdG modes for 3D BEC configurations without axial symmetry, such as BEC with  $U$ ,  $S$  vortices (Aftalion and Danaila, 2003), giant vortices Danaila (2005) or new computationally discovered *exotic* states reported in very recent contributions (Boullé et al., 2023).

## Acknowledgements

The authors acknowledge financial support from the French ANR grant ANR-18-CE46-0013 QUTE-HPC. Part of this work used computational resources provided by IDRIS (Institut du développement et des ressources en informatique scientifique) and CRIANN (Centre Régional Informatique et d’Applications Numériques de Normandie). The authors are grateful to P. K. Kevrekidis for stimulating discussions and warmly thank E. Charalampidis for his helpful input in validating numerical codes.

## References

- M. H. Anderson, J. R. Ensher, M. R. Matthews, C. E. Wieman, E. A. Cornell, Observation of Bose-Einstein condensation in a dilute atomic vapor, *Science* 269 (1995) 198–201.
- K. B. Davis, M. O. Mewes, M. R. Andrews, N. J. van Druten, D. S. Durfee, D. M. Kurn, W. Ketterle, Bose-Einstein condensation in a gas of sodium atoms, *Phys. Rev. Lett.* 75 (1995) 3969–3973.
- K. W. Madison, F. Chevy, W. Wohlleben, J. Dalibard, Vortices in a stirred Bose-Einstein condensate, *J. Mod. Opt.* 47 (2000) 2715.
- P. C. Haljan, I. Coddington, P. Engels, E. A. Cornell, Driving Bose-Einstein condensate vorticity with a rotating normal cloud, *Phys. Rev. Lett.* 87 (2001) 210403–210407.

- A. E. Leanhardt, A. Görlitz, A. P. Chikkatur, D. Kielpinski, Y. Shin, D. E. Pritchard, W. Ketterle, Imprinting vortices in a Bose-Einstein condensate using topological phases, *Phys. Rev. Lett.* 89 (2002) 190403.
- C. Becker, S. Stellmer, P. Soltan-Panahi, S. Dörscher, M. Baumert, E.-M. Richter, J. Kronjäger, K. Bongs, K. Sengstock, Oscillations and interactions of dark and dark-bright solitons in Bose-Einstein condensates, *Nature Physics* 4 (2008) 496–501.
- D. Yan, J. J. Chang, C. Hamner, P. G. Kevrekidis, P. Engels, V. Achilleos, D. J. Frantzeskakis, R. Carretero-González, P. Schmelcher, Multiple dark-bright solitons in atomic Bose-Einstein condensates, *Phys. Rev. A* 84 (2011) 053630.
- G. Theocharis, A. Weller, J. P. Ronzheimer, C. Gross, M. K. Oberthaler, P. G. Kevrekidis, D. J. Frantzeskakis, Multiple atomic dark solitons in cigar-shaped Bose-Einstein condensates, *Phys. Rev. A* 81 (2010) 063604.
- W. Wang, P. G. Kevrekidis, Two-component dark-bright solitons in three-dimensional atomic Bose-Einstein condensates, *Phys. Rev. E* 95 (2017) 032201.
- A. Aftalion, I. Danaïla, Three-dimensional vortex configurations in a rotating Bose-Einstein condensate, *Physical Review A* 68 (2003) 023603.
- L.-C. Crasovan, V. M. Pérez-García, I. Danaïla, D. Mihalache, L. Torner, Three-dimensional parallel vortex rings in Bose-Einstein condensates, *Physical Review A* 70 (2004) 033605(1–5).
- R. N. Bisset, W. Wang, C. Ticknor, R. Carretero-González, D. J. Frantzeskakis, L. A. Collins, P. G. Kevrekidis, Robust vortex lines, vortex rings, and hopfions in three-dimensional Bose-Einstein condensates, *Phys. Rev. A* 92 (2015) 063611.
- W. Wang, R. N. Bisset, C. Ticknor, R. Carretero-González, D. J. Frantzeskakis, L. A. Collins, P. G. Kevrekidis, Single and multiple vortex rings in three-dimensional Bose-Einstein condensates: Existence, stability, and dynamics, *Phys. Rev. A* 95 (2017) 043638.
- E. Charalampidis, N. Boullé, P. Farrell, P. Kevrekidis, Bifurcation analysis of stationary solutions of two-dimensional coupled Gross-Pitaevskii equations



- using deflated continuation, *Communications in Nonlinear Science and Numerical Simulation* 87 (2020) 105255.
- I. Danaila, M. A. Khamehchi, V. Gokhroo, P. Engels, P. G. Kevrekidis, Vector dark-antidark solitary waves in multicomponent Bose-Einstein condensates, *Physical Review A* 94 (2016) 053617.
- E. P. Gross, Structure of a quantized vortex in boson systems, *Il Nuovo Cimento* (1955-1965) 20 (1961) 454–477.
- L. P. Pitaevskii, Vortex lines in an imperfect Bose gas, *Sov. Phys. JETP* 13 (1961) 451–454.
- L. P. Pitaevskii, S. Stringari, *Bose-Einstein condensation*, Oxford University Press, 2003.
- C. M. Dion, E. Cancès, Ground state of the time-independent Gross-Pitaevskii equation, *Comput. Phys. Comm.* 177 (2007) 787–798.
- M. Caliori, S. Rainer, GSGPEs: A Matlab code for computing the ground state of systems of Gross-Pitaevskii equations, *Comput. Phys. Comm.* 184 (2013) 812 – 823.
- X. Antoine, R. Duboscq, GPELab, a Matlab toolbox to solve Gross-Pitaevskii equations I: Computation of stationary solutions, *Comput. Phys. Comm.* 185 (2014) 2969–2991.
- Z. Marojević, E. Göklü, C. Lämmerzahl, ATUS-PRO: A FEM-based solver for the time-dependent and stationary Gross-Pitaevskii equation, *Computer Physics Communications* 202 (2016) 216 – 232.
- G. Vergez, I. Danaila, S. Auliac, F. Hecht, A finite-element toolbox for the stationary Gross-Pitaevskii equation with rotation, *Comput. Phys. Comm.* 209 (2016) 144–162.
- P. Muruganandam, S. Adhikari, Fortran programs for the time-dependent Gross-Pitaevskii equation in a fully anisotropic trap, *Comput. Phys. Comm.* 180 (2009) 1888–1912.
- D. Vudragović, I. Vidanović, A. Balaz, P. Muruganandam, S. K. Adhikari, C programs for solving the time-dependent Gross-Pitaevskii equation in a fully anisotropic trap, *Comput. Phys. Comm.* 183 (2012) 2021 – 2025.

- R. Caplan, NLSEmagic: Nonlinear Schrödinger equation multi-dimensional Matlab-based GPU-accelerated integrators using compact high-order schemes, *Comput. Phys. Comm.* 184 (2013) 1250–1271.
- L. Kong, J. Hong, J. Zhang, LOD-ms for Gross-Pitaevskii equation in Bose-Einstein condensates, *Communications in Computational Physics* 14 (2014) 219–241.
- U. Hohenester, OCTBEC a Matlab toolbox for optimal quantum control of Bose-Einstein condensates, *Comput. Phys. Comm.* 185 (2014) 194–216.
- R. Kishor Kumar, V. Lončar, P. Muruganandam, S. K. Adhikari, A. Balaž, C and Fortran OpenMP programs for rotating Bose-Einstein condensates, *Computer Physics Communications* 240 (2019) 74 – 82.
- N. Boullé, E. G. Charalampidis, P. E. Farrell, P. G. Kevrekidis, Deflation-based identification of nonlinear excitations of the three-dimensional Gross-Pitaevskii equation, *Phys. Rev. A* 102 (2020) 053307.
- R. Carretero-González, P. Kevrekidis, T. Kolokolnikov, Vortex nucleation in a dissipative variant of the nonlinear Schrödinger equation under rotation, *Physica D: Nonlinear Phenomena* 317 (2016) 1–14.
- R. B. Lehoucq, D. C. Sorensen, C. Yang, ARPACK users' guide: solution of large-scale eigenvalue problems with implicitly restarted Arnoldi methods, SIAM, 1998.
- V. Hernandez, J. E. Roman, V. Vidal, SLEPc: A scalable and flexible toolkit for the solution of eigenvalue problems, *ACM Trans. Math. Softw.* 31 (2005) 351–362.
- E. Polizzi, Density-matrix-based algorithm for solving eigenvalue problems, *Phys. Rev. B* 79 (2009) 115112.
- Y. Gao, Y. Cai, Numerical methods for Bogoliubov-de Gennes excitations of Bose-Einstein condensates, *Journal of Computational Physics* 403 (2020) 109058.
- A. Roy, S. Pal, S. Gautam, D. Angom, P. Muruganandam, FACt: FORTRAN toolbox for calculating fluctuations in atomic condensates, *Computer Physics Communications* 256 (2020) 107288.

- F. Hecht, New developments in Freefem++, *Journal of Numerical Mathematics* 20 (2012) 251–266.
- I. Danaila, F. Hecht, A finite element method with mesh adaptivity for computing vortex states in fast-rotating Bose-Einstein condensates, *J. Comput. Physics* 229 (2010) 6946–6960.
- V. Kalt, G. Sadaka, I. Danaila, F. Hecht, Identification of vortices in quantum fluids: Finite element algorithms and programs, *Computer Physics Communications* 284 (2023) 108606.
- D. J. Frantzeskakis, Dark solitons in atomic Bose-Einstein condensates: from theory to experiments, *Journal of Physics A: Mathematical and Theoretical* 43 (2010) 213001.
- W. Bao, Y. Cai, Mathematical theory and numerical methods for Bose-Einstein condensation, *Kinetic and Related Models* 6 (2013) 1–135.
- Y. Castin, Bose-einstein condensates in atomic gases: Simple theoretical results, in: R. Kaiser, C. Westbrook, F. David (Eds.), *Coherent atomic matter waves*, Springer Berlin Heidelberg, Berlin, Heidelberg, 2001, pp. 1–136.
- P. G. Kevrekidis, D. J. Frantzeskakis, R. Carretero-González (Eds.), *Emergent Nonlinear Phenomena in Bose-Einstein Condensates*, number 45 in *Atomic, Optical, and Plasma Physics*, Springer, 2008.
- A. Chernyavsky, P. G. Kevrekidis, D. E. Pelinovsky, Krein signature in Hamiltonian and PT-symmetric systems, in: *Parity-time Symmetry and Its Applications*, Springer Singapore, Singapore, 2018, pp. 465–491.
- I. Danaila, L. Danaila, *From Classical to Quantum Turbulence: Basic Concepts and Models*, volume *Models and Methods for Quantum Condensation and Fluids*, World Scientific, 2023, pp. 203–270.
- C. Dapogny, C. Dobrzynski, P. Frey, Three-dimensional adaptive domain remeshing, implicit domain meshing, and applications to free and moving boundary problems, *Journal of Computational Physics* 262 (2014) 358–378.
- P. G. Kevrekidis, D. E. Pelinovsky, Distribution of eigenfrequencies for oscillations of the ground state in the Thomas-Fermi limit, *Phys. Rev. A* 81 (2010) 023627.

- C. K. Law, P. T. Leung, M.-C. Chu, Quantum fluctuations of coupled dark solitons in a trapped Bose-Einstein condensate, *Journal of Physics B: Atomic, Molecular and Optical Physics* 35 (2002) 3583.
- S. Middelkamp, P. G. Kevrekidis, D. J. Frantzeskakis, R. Carretero-González, P. Schmelcher, Bifurcations, stability, and dynamics of multiple matter-wave vortex states, *Phys. Rev. A* 82 (2010a) 013646.
- S. Middelkamp, P. G. Kevrekidis, D. J. Frantzeskakis, R. Carretero-González, P. Schmelcher, Stability and dynamics of matter-wave vortices in the presence of collisional inhomogeneities and dissipative perturbations, *Journal of Physics B: Atomic, Molecular and Optical Physics* 43 (2010b) 155303.
- V. Bretin, S. Stock, Y. Seurin, J. Dalibard, Fast rotation of a Bose-Einstein condensate, *Phys. Rev. Lett.* 92 (2004) 050403.
- Q. Tang, M. Xie, Y. Zhang, Y. Zhang, A spectrally accurate numerical method for computing the Bogoliubov-de Gennes excitations of dipolar Bose-Einstein condensates, *SIAM Journal on Scientific Computing* 44 (2022) B100–B121.
- T. Mithun, R. Carretero-González, E. G. Charalampidis, D. S. Hall, P. G. Kevrekidis, Existence, stability, and dynamics of monopole and Alice ring solutions in antiferromagnetic spinor condensates, *Phys. Rev. A* 105 (2022) 053303.
- I. Danaila, Three-dimensional vortex structure of a fast rotating Bose-Einstein condensate with harmonic-plus-quartic confinement, *Phys. Review A* 72 (2005) 013605(1–6).
- N. Boullé, I. Newell, P. E. Farrell, P. G. Kevrekidis, Two-component three-dimensional atomic Bose-Einstein condensates supporting complex stable patterns, *Phys. Rev. A* 107 (2023) 012813.