

Superconductivity above 70 K experimentally discovered in lutetium polyhydride

Zhiwen Li^{1,2}, Xin He^{§1,2,3}, Changling Zhang^{§1,2}, Ke Lu^{1,2}, Baosen Bin^{1,2}, Jun Zhang¹, Sijia Zhang¹, Jianfa Zhao¹, Lichuan Shi^{1,2}, Yi Peng^{1,2}, Shaomin Feng¹, Zheng Deng¹, Jing Song¹, Qingqing Liu¹, Xiancheng Wang^{*1,2}, Richeng Yu^{1,2}, Luhong Wang^{4,5}, Yingzhe Li⁵, Jay Bass⁵, Vitali Prakapenka⁶, Stella Chariton⁶, Haozhe Liu⁷, Changqing Jin^{*1,2,3}

¹Beijing National Laboratory for Condensed Matter Physics, Institute of Physics, Chinese Academy of Sciences, Beijing 100190, China

²School of Physical Sciences, University of Chinese Academy of Sciences, Beijing 100190, China

³Songshan Lake Materials Laboratory, Dongguan 523808, China

⁴Shanghai Advanced Research in Physical Sciences, Shanghai 201203, China

⁵Department of Geology, University of Illinois at Urbana Champaign, Urbana, Illinois 61801, USA

⁶Center for Advanced Radiation Sources, University of Chicago, Chicago, Illinois 60637, USA

⁷Center for High Pressure Science & Technology Advanced Research, Beijing 100094, China

The polyhydride of lutetium with f shell full filled was experimentally discovered to be high temperature superconductor. The lutetium polyhydride was successfully synthesized at high pressure and high temperature conditions using a diamond anvil cell apparatus in combinations with *in-situ* high pressure laser heating technique. The resistance measurements as function of temperature were performed at the same pressure of synthesis to study the transition of its superconductivity (SC). The superconducting transition with a maximum onset temperature (T_c) 71 K was observed at the highest pressure of 218 GPa in the experiments. The T_c decreases to 65 K when pressure is released to 181 GPa. From the evolution of SC at applied magnetic field, the upper critical field at zero temperature $\mu_0 H_{c2}(0)$ is obtained to be ~ 36 Tesla. The *in-situ* high pressure X-ray diffraction experiments imply that the high T_c SC should arise from $Pm\bar{3}n$ of Lu_4H_{23} phase that forms a new type of hydrogen cage framework different from those reported for previous rare earth polyhydride superconductors.

Introduction

As the lightest element, metallic hydrogen is expected to have a high Debye temperature and strong electron-phonon coupling which should lead to high temperature superconductivity (SC) based on Bardeen Cooper Schrieffer (BCS) theory¹. However, the hydrogen metallization is hard to be achieved because the metallized pressure was predicted beyond the limit of today technologically accessible pressure². To reduce the hydrogen metallized pressure, polyhydride approach was proposed due to its chemical pre-compression effect^{3,4}, after which sulfur hydrides of SH₂ and SH₃ were theoretically predicted to host high temperature SC with T_c about 80 K at 160 GPa and 204 K at 200 GPa, respectively^{5,6}. Then high temperature SC with critical temperature T_c about 203 K under 155 GPa in sulfur hydride system was experimentally observed⁷, which has stimulated the investigation of SC in polyhydrides⁸⁻¹¹. Following the discovery of sulfur hydride superconductor, LaH₁₀ has been synthesized and found to be superconducting with T_c of 250-260 K at 170-200 GPa¹²⁻¹⁵, YH₉ has SC with T_c of 243-262 K at 180-201 GPa^{16,17}, YH₆ with $T_c \sim 220$ K at 183 GPa, while CaH₆ with T_c of ~ 210 K at 160-172 GPa^{18,19}. Beside those superconductors with T_c exceeding 200 K, handful of other polyhydride superconductors with moderate T_c have been reported as well, such as ThH₁₀ with maximum T_c of 161 K at 175 GPa²⁰ and 72 K at 200 GPa for SnH_{*n*}²¹. In addition, ZrH_{*n*} ($T_c = 71$ K)²² and HfH₁₄ ($T_c = 83$ K)²³ were found to have the highest T_c among 4*d* and 5*d* transition metal polyhydride superconductors, respectively.

For the lanthanide polyhydrides, the SC seems to be related with the 4*f* electrons and the T_c was found to decrease with increasing 4*f* electrons because of the spin scattering effects. LaH₁₀ has the highest T_c while the maximum T_c of CeH₁₀ goes

down to 115 K²⁴; it further decreases to 9 K and 5 K for PrH₉²⁵ and NdH₉²⁶, respectively. These experimental observations agree with the theory predictions about the *f* electrons dependence of T_c for the early lanthanide polyhydrides²⁷. However, for the late lanthanide of lutetium with fully filled *f* orbital, the *f* electrons should contribute little to the electric density of state (DOS) near Fermi level, and its effect on the SC of the polyhydride should be minimized. Lutetium and lanthanum have similar electronegativity and ability to provide electrons to dissociate hydrogen molecules to atoms. Thus, lutetium polyhydride is expected to host high T_c SC due to its full filled *f* shell. Currently, no experimental study has been reported about the SC of binary lutetium polyhydride. Here, we reported the synthesis of LuH_{*n*} and discovery of SC. The $T_c = 71$ K at 218 GPa was experimentally observed, and the structure investigation proposes the superconducting transition is ascribed to the presence of $Pm\bar{3}n$ -Lu₄H₂₃.

Methods

For the synthesis of lutetium polyhydrides under high pressure and high temperature conditions, a high pressure apparatus of diamond anvil cell (DAC) was used. The culet diameter of diamond anvils is about 50 μm which is beveled to 300 μm . T301 stainless was used as the gasket; it was pre-pressed, drilled with a hole of 300 μm in diameter, and filled with aluminum oxide. The filled aluminum oxide was further drilled with a hole of 40 μm in diameter, acting as the high pressure chamber. Then, ammonia borane (AB) was filled into the chamber, which acts as the hydrogen source upon laser heating as well as the pressure transmitting medium. The inner Pt electrodes with a thickness of 0.5 μm were deposited on the surface of the top anvil

culet for the electric transform measurements, on which covers a lutetium foil (99.9%) with the size of $20\ \mu\text{m} \times 20\ \mu\text{m}$ and $1\ \mu\text{m}$ in thickness. The sample pressure was calibrated by the Raman peak of diamond. The details are referred to the ATHENA procedure reported in ref.²⁸.

In-situ high pressure laser heating technique was adopted to produce high temperature. The wavelength of YAG laser is 1064 nm, and the focused spot size is about $5\ \mu\text{m}$ in diameter. The sample was laser heated at 2000 K for several minutes, where the temperature was determined by fitting the black body irradiation spectra. The high pressure electric conductivity experiments were performed in a MagLab system, keeping the synthesis pressure unchanged, with temperatures from 300 K to 1.5 K and a magnetic field up to 5 Tesla. A Van der Pauw method was employed as the general high pressure resistance measurements^{29, 30}, and the applied electric current is set as 1 mA.

The *in-situ* high-pressure X-ray diffraction (XRD) experiments were performed at 13-IDD of Advanced Photon Source at the Argonne National Laboratory. The light spot of the x-ray is focused to $\sim 3\ \mu\text{m}$ in diameter, and the wavelength is $0.3344\ \text{\AA}$. The rhenium was used as the gasket to hold the high pressure samples, while a tiny Pt foil was loaded with samples into the pressure chamber. The samples were laser heated at 184 GPa to synthesize lutetium superhydrides. The pressure was kept unchanged during the diffraction experiments. The pressure calibration was done by using the methods of both the equation of state from rhenium gasket material and the internal pressure marker Pt.

Results and discussions

Lutetium polyhydride samples were synthesized at the high pressure and high temperature conditions and resistance measurements were performed at different released pressures. Fig. 1(a) shows the temperature dependence of resistance $R(T)$ for sample A (Cell 1) both synthesized & measured at 218 GPa, while for sample B synthesized & measured at 181 GPa. The measurement are conducted in warming processes that gives a more homogeneous & thermal equilibrium. It demonstrates a superconducting transition behavior, while a zero resistance is achieved soon after the transition. The inset of Fig. 1(a) shows the derivative of resistance over temperature for Sample A, from which the onset superconducting T_c of 71 K can be clearly determined with the right upturn temperature. Fig. 1(b) displays the superconducting transition at different released pressures for sample A. For comparison the data of Sample B is included. The inset of Fig. 1(b) shows the pressure dependence of T_c . It is clear that the T_c monotonously goes down to 65 K when pressure decreases to 181 GPa.

To study the SC under magnetic field H , the measurements of electric transport under different H were carried out, as shown in Fig. 2(a) with the pressure of 213 GPa. The superconducting transition gradually shifts to low temperature when increasing H in consistent to the SC nature. The dashed line marks the 90% of resistance of the normal state. To estimate the upper critical magnetic field at zero temperature of $\mu_0 H_{c2}(0)$, the $T_c^{90\%}$ values for different H are used, which are determined by the crosses between the dashed line and resistance curves. Fig. 2(b) presents critical field H_{c2} versus T_c . From the inset of Fig. 2(b), it can be seen that $H_{c2}(T)$ shows a linear curve. A slope of dH_c/dT is obtained to be -1.06 T/K after linear fitting. Using the obtained dH_c/dT slope value, the $\mu_0 H_{c2}(0)$ can be estimated to be ~ 48 T by the

Werthamer-Helfand-Hohenberg (WHH) method with a formula of $\mu_0 H_{c2}(T) = -0.69 \times dH_{c2}/dT|_{T_c} \times T_c$ by taking $T_c^{90\%} = 65.7$ K. In addition, $\mu_0 H_{c2}(0)$ can be estimated by the Ginzburg Landau (GL) theory. Using the equation of $\mu_0 H_{c2}(T) = \mu_0 H_{c2}(0)(1 - (T/T_c)^2)$, we carried out a fit for the $H_{c2}(T)$ data, as shown in Fig. 2(b), from which $\mu_0 H_{c2}(0)$ is obtained to be ~ 36 T. The GL coherent length ξ is calculated to be ~ 30 Å by the equation of $\mu_0 H_{c2}(0) = \Phi_0/2\pi\xi^2$, where $\Phi_0 = 2.067 \times 10^{-15}$ Web is the magnetic flux quantum.

The *in-situ* high pressure X-ray diffraction experiments were carried out to investigate the superconducting phase. For the XRD experiments, sample C has been laser heating synthesized under 185 GPa. Fig. 3a presents the corresponding typical XRD pattern. Beside the weak diffraction peaks arising from Re used as the gasket, majority of the diffraction peaks can be indexed by using two structures: one is a cubic $Pm\bar{3}n$ lattice with $a = 5.3582$ Å and another one is a cubic $Fm\bar{3}m$ lattice with $a = 3.7599$ Å. For the $Pm\bar{3}n$ lattice, only the lanthanide polyhydride of Re_4H_{23} was reported to host such a cubic structure with the lattice constant $a = 5.86$ Å for Eu_4H_{23} (at 130 GPa)³¹ while $a = 6.07$ Å for La_4H_{23} (at 150 GPa)³⁴. Those lattice parameters are comparable with what we observed for the $Pm\bar{3}n$ lattice. Therefore, the $Pm\bar{3}n$ lattice here is proposed to be from the Lu_4H_{23} phase in our samples.

Both lanthanide polyhydrides of ReH_3 and ReH_{10} are well known to crystalize in a $Fm\bar{3}m$ lattice at megabar pressures. However, ReH_{10} usually crystalizes into a larger lattice than that for ReH_3 . For example, the lattice parameter a of LaH_{10} is 5.22 Å at 140 GPa³² while the lattice parameter a for LuH_3 is 4.29 Å at 122 GPa³². Here, the $Fm\bar{3}m$ lattice constant of a at 185 GPa is 12.3% smaller than that of LuH_3 at 122 GPa³². The lattice shrink suggests potentially other $Fm\bar{3}m$ phase of lutetium hydride

than LuH_3 and LuH_{10} has been synthesized in our experiments. In fact, $Fm\bar{3}m$ ScH_1 also has been theoretically predicted to stable at 200 GPa³⁴, while YH_1 can be experimentally obtained by heating YH_3 under 130 GPa and was reported to has a $Fm\bar{3}m$ lattice with $a = 3.90 \text{ \AA}$ at 170 GPa¹⁷, which is very close to the observed lattice constant of $Fm\bar{3}m$ structure. Thus, it is suggested that the $Fm\bar{3}m$ lattice should arise from LuH_1 phase.

Therefore, crystalline structures of $Pm\bar{3}n$ - Eu_4H_{23} ³³ and $Fm\bar{3}m$ - ScH_1 ³⁶ were adopted as the initial models to perform the XRD structural refinements, and it smoothly converges to $R_{wp} = 11.6\%$, $R_p = 8.1\%$. The phase content ratio of $Pm\bar{3}n$ - Lu_4H_{23} and $Fm\bar{3}m$ - LuH_1 is about 1 : 5, and their crystal structures are displayed in Fig. 3b and Fig. 3c, respectively. In the $Pm\bar{3}n$ - Lu_4H_{23} structure, there are two Wyckoff positions for Lu atoms: Lu1 (0, 0, 0) and Lu2 (0.25, 0, 0.5), which are surrounded by coordination hydrogen atoms to form H_{20} and H_{24} cages, respectively. If the Wyckoff positions of H theoretically calculated in $Pm\bar{3}n$ - Eu_4H_{23} ³¹ were used for Lu_4H_{23} , the shortest H-H bond length in Lu_4H_{23} at 185 GPa is about 1.23 \AA , which is within the range of the H-H bond length from 1.0 to 1.5 \AA predicted in typical high T_c superconducting polyhydrides^{5, 8, 10, 34, 35}. For the $Fm\bar{3}m$ - LuH_1 structure, Lu and H atoms are located at the fixed positions of Lu (0, 0, 0) and H (0.5, 0.5, 0.5), where the shortest distance between adjacent H atoms is 2.65 \AA . This distance is even larger than that in solid hydrogen at 15 GPa³⁶, implying that the electrons of H in this LuH_1 structure is localized.

In addition, for the late lanthanide polyhydrides, $Immm$ - LuH_8 was theoretically predicted to be dynamically stable above 250 GPa and host SC with $T_c \sim 86 \text{ K}$ at 300 GPa²⁹, and $Fm\bar{3}m$ - LuH_3 was experimentally observed to be SC with $T_c \sim 12 \text{ K}$ at

122 GPa³⁵. However, these previously reported superconducting phases could not be observed in XRD patterns in this report. Therefore, it is proposed that the observed SC should be ascribed to the presence of $Pm\bar{3}n$ -Lu₄H₂₃ phase.

Up to now, only three lanthanide polyhydrides of $Pm\bar{3}n$ -Re₄H₂₃ have been experimentally reported, i.e. La₄H₂₃³², Eu₄H₂₃³¹ and Lu₄H₂₃. No superconducting properties were studied for La₄H₂₃ although it is highly expected to be high T_c superconductor, while Eu₄H₂₃ was predicted to be in ferromagnetic ground state with a Curie temperature about 336 K³¹. So, Lu₄H₂₃ is the first reported superconducting lanthanide polyhydride with $Pm\bar{3}n$ phase. For the lanthanide polyhydrides with the same phase, they should have comparable superconducting properties because the rare-earth metals have the similar electronegativity and ability to provide electrons to dissociate hydrogen molecules to metallic atoms. However, for the light lanthanide polyhydrides, when increasing the number of f electrons, the contribution to the electric DOS near the Fermi level from f electrons would increase, which weakens the electron-phonon coupling and thus suppresses T_c ^{8, 25-27}. For the middle and heavy lanthanide polyhydrides, the local unpaired f electrons tend to generate magnetic order and thus is considered to be against SC, for example of Eu₄H₂₃ with a ground state of magnetic³¹. The lutetium polyhydride is special where the f shell of lutetium is full filled and the DOS near Fermi level derived from f electrons should become minimized. The effect of f electrons on SC has been minimized in lutetium polyhydride. That is why we can experimentally realize high T_c SC in Lu₄H₂₃.

Conclusion

In summary, lutetium polyhydride was successfully synthesized at high pressure and

high temperature conditions. SC with a maximum $T_c = 71$ K at 218 GPa was found. The $\mu_0 H_{c2}(0)$ was estimated to be ~ 36 T. The in-situ high pressure structural analysis suggests that the SC should arise from $Pm\bar{3}n$ Lu₄H₂₃ phase. This is another high T_c superconductor of lanthanide polyhydride with a different type of hydrogen cage framework. In addition, $Fm\bar{3}m$ -LuH₁ with low hydrogen content was unexpectedly synthesized and found to be stable under megabar pressure.

References

1. N. W. Ashcroft, "Metallic hydrogen - a high-temperature superconductor", *Phys. Rev. Lett.* 21, 1748 (1968)
2. E. Wigner, H. B. Huntington, "On the possibility of a metallic modification of hydrogen", *Journal of Chemical Physics* 3, 764 (1935)
3. J. A. Xu, Z. W. Zhu, "Metallic hydrogen", *Physics* 6, 296 (1977)
4. N. W. Ashcroft, "Hydrogen dominant metallic alloys: High temperature superconductors?", *Phys. Rev. Lett.* 92, 187002 (2004)
5. Y. W. Li, J. Hao, H. Y. Liu, Y. L. Li, Y. M. Ma, "The metallization and superconductivity of dense hydrogen sulfide", *Journal of Chemical Physics* 140, 174712 (2014)
6. D. F. Duan, Y. X. Liu, F. B. Tian, D. Li, X. L. Huang, Z. L. Zhao, H. Y. Yu, B. B. Liu, W. J. Tian, T. Cui, "Pressure-induced metallization of dense $(\text{H}_2\text{S})_2\text{H}_2$ with high-T-c superconductivity", *Sci. Rep.* 4, 6968 (2014)
7. A. P. Drozdov, M. I. Eremets, I. A. Troyan, V. Ksenofontov, S. I. Shylin, "Conventional superconductivity at 203 kelvin at high pressures in the sulfur hydride system", *Nature* 525, 73 (2015)
8. J. A. Flores Livas, L. Boeri, A. Sanna, G. Profeta, R. Arita, M. Eremets, "A perspective on conventional high-temperature superconductors at high pressure: Methods and materials", *Phys. Rep.* 856, 1-78 (2020)
9. D. V. Semenov, I. A. Kruglov, I. A. Savkin, A. G. Kvashnin, A. R. Oganov, "On distribution of superconductivity in metal hydrides", *Curr Opin Solid St M* 24, 100808 (2020)
10. K. P. Hilleke, E. Zurek, "Rational Design of Superconducting Metal Hydrides via Chemical Pressure Tuning", *Angew. Chem. Int. Edit* 61, e202207589 (2022)
11. V. Struzhkin, B. Li, C. Ji, X.-J. Chen, V. Prakapenka, E. Greenberg, I. Troyan, A. Gavriluk, H.-k. Mao, "Superconductivity in La and Y hydrides: Remaining questions to experiment and theory", *Matter and Radiation at Extremes* 5, 028201 (2020)
12. Z. M. Geballe, H. Y. Liu, A. K. Mishra, M. Ahart, M. Somayazulu, Y. Meng, M. Baldini, R. J. Hemley, "Synthesis and Stability of Lanthanum Superhydrides", *Angew. Chem. Int. Edit* 57, 688 (2018)
13. A. P. Drozdov, P. P. Kong, V. S. Minkov, S. P. Besedin, M. A. Kuzovnikov, S. Mozaffari, L. Balicas, F. F. Balakirev, D. E. Graf, V. B. Prakapenka, E. Greenberg, D. A. Knyazev, M. Tkacz, M. I. Eremets, "Superconductivity at 250 K in lanthanum hydride under high pressures", *Nature* 569, 528 (2019)
14. M. Somayazulu, M. Ahart, A. K. Mishra, Z. M. Geballe, M. Baldini, Y. Meng, V. V. Struzhkin, R. J. Hemley, "Evidence for superconductivity above 260 K in lanthanum superhydride at megabar pressures", *Phys. Rev. Lett.* 122, 027001 (2019)
15. Hong, F., et al. "Superconductivity of Lanthanum Superhydride Investigated Using the Standard Four-Probe Configuration under High Pressures". *Chinese Physics Letters*. 37, 107401 (2020).
16. E. Snider, N. Dasenbrock-Gammon, R. McBride, X. Wang, N. Meyers, K. V. Lawler, E. Zurek, A. Salamat, R. P. Dias, "Synthesis of Yttrium Superhydride Superconductor with a Transition Temperature up to 262 K by Catalytic Hydrogenation at High Pressures", *Phys. Rev. Lett.* 126, 117003 (2021)
17. P. P. Kong, V. S. Minkov, M. A. Kuzovnikov, A. P. Drozdov, S. P. Besedin, S. Mozaffari, L.

- Balicas, F. F. Balakirev, V. B. Prakapenka, S. Chariton, D. A. Knyazev, E. Greenberg, M. I. Erements, "Superconductivity up to 243 K in the yttrium-hydrogen system under high pressure", *Nat. Commun.* 12, 5075 (2021)
18. Z. W. Li, X. He, C. L. Zhang, X. C. Wang, S. J. Zhang, Y. T. Jia, S. M. Feng, K. Lu, J. F. Zhao, J. Zhang, B. S. Min, Y. W. Long, R. C. Yu, L. H. Wang, M. Y. Ye, Z. S. Zhang, V. Prakapenka, S. Chariton, P. A. Ginsberg, J. Bass, S. H. Yuan, H. Z. Liu, C. Q. Jin, "Superconductivity above 200 K discovered in superhydrides of calcium", *Nat. Commun.* 13, 2863 (2022)
19. L. Ma, K. Wang, Y. Xie, X. Yang, Y. Y. Wang, M. Zhou, H. Y. Liu, X. H. Yu, Y. S. Zhao, H. B. Wang, G. T. Liu, Y. M. Ma, "High-Temperature Superconducting Phase in Clathrate Calcium Hydride CaH₆ up to 215 K at a Pressure of 172 GPa", *Phys. Rev. Lett.* 128, 167001 (2022)
20. D. V. Semenov, A. G. Kvashnin, A. G. Ivanova, V. Svitlyk, V. Y. Fominski, A. V. Sadakov, O. A. Sobolevskiy, V. M. Pudalov, I. A. Troyan, A. R. Oganov, "Superconductivity at 161 K in thorium hydride ThH₁₀: Synthesis and properties", *Materials Today* 33, 36 (2020)
21. F. Hong, P. F. Shan, L. X. Yang, B. B. Yue, P. T. Yang, Z. Y. Liu, J. P. Sun, J. H. Dai, H. Yu, Y. Y. Yin, X. H. Yu, J. G. Cheng, Z. X. Zhao, "Possible superconductivity at ~70 K in tin hydride SnH_x under high pressure", *Mater Today Phys* 22, 100596 (2022)
22. C. L. Zhang, X. He, Z. W. Li, S. J. Zhang, S. M. Feng, X. C. Wang, R. C. Yu, C. Q. Jin, "Superconductivity in zirconium polyhydrides with Tc above 70K", *Sci Bull* 67, 907 (2022)
23. C. L. Zhang, X. He, Z. W. Li, S. J. Zhang, B. S. Min, J. Zhang, K. Lu, J. F. Zhao, L. C. Shi, Y. Peng, X. C. Wang, S. M. Feng, R. C. Yu, L. H. Wang, V. B. Prakapenka, S. Chariton, H. Z. Liu, C. Q. Jin, "Superconductivity above 80 K in polyhydrides of hafnium", *Mater Today Phys* 27, 100826 (2022)
24. W. H. Chen, D. V. Semenov, X. L. Huang, H. Y. Shu, X. Li, D. F. Duan, T. Cui, A. R. Oganov, "High-Temperature Superconducting Phases in Cerium Superhydride with a Tc up to 115 K below a Pressure of 1 Megabar", *Phys. Rev. Lett.* 127, 117001 (2021)
25. D. Zhou, D. Semenov, D. F. Duan, H. Xie, X. L. Huang, W. H. Chen, X. Li, B. B. Liu, A. R. Oganov, T. Cui, "Superconducting praseodymium superhydrides", *Sci Adv* 6, eaax6849 (2020)
26. D. Zhou, D. V. Semenov, H. Xie, X. Huang, D. Duan, A. Aperis, P. M. Oppeneer, M. Galasso, A. I. Kartsev, A. G. Kvashnin, A. R. Oganov, T. Cui, "High-Pressure Synthesis of Magnetic Neodymium Polyhydrides", *J. Am. Chem. Soc.* 142, 2803 (2020)
27. W. Sun, X. Kuang, H. D. J. Keen, C. Lu, A. Hermann, "Second group of high-pressure high-temperature lanthanide polyhydride superconductors", *Phys. Rev. B* 102, 144524 (2020)
28. Y. T. Jia, X. He, S. M. Feng, S. J. Zhang, C. L. Zhang, C. W. Ren, X. C. Wang, C. Q. Jin, "A combinatory package for diamond anvil cell experiments", *Crystals* 10, 1116 (2020)
29. J. L. Zhang, S. J. Zhang, H. M. Weng, W. Zhang, L. X. Yang, Q. Q. Liu, S. M. Feng, X. C. Wang, R. C. Yu, L. Z. Cao, L. Wang, W. G. Yang, H. Z. Liu, W. Y. Zhao, S. C. Zhang, X. Dai, Z. Fang, C. Q. Jin, "Pressure-induced superconductivity in topological parent compound Bi₂Te₃", *Proc Natl Acad Sci USA/PNAS* 108, 24 (2011)
30. S. J. Zhang, X. C. Wang, R. Sammynaiken, J. S. Tse, L. X. Yang, Z. Li, Q. Q. Liu, S. Desgreniers, Y. Yao, H. Z. Liu, C. Q. Jin, "Effect of pressure on the iron arsenide superconductor Li_xFeAs (x=0.8,1.0,1.1)", *Phys. Rev. B* 80, 014506 (2009)
31. D. V. Semenov, D. Zhou, A. G. Kvashnin, X. Huang, M. Galasso, I. A. Kruglov, A. G. Ivanova, A. G. Gavriluk, W. Chen, N. V. Tkachenko, A. I. Boldyrev, I. Troyan, A. R. Oganov, T. Cui, "Novel Strongly Correlated Europium Superhydrides", *The Journal of Physical Chemistry Letters*

12, 32 (2020)

32. D. Laniel, F. Trybel, B. Winkler, F. Knoop, T. Fedotenko, S. Khandarkhaeva, A. Aslandukova, T. Meier, S. Chariton, K. Glazyrin, V. Milman, V. Prakapenka, I. A. Abrikosov, L. Dubrovinsky, N. Dubrovinskaia, "High-pressure synthesis of seven lanthanum hydrides with a significant variability of hydrogen content", *Nat. Commun.* 13, 6987 (2022)

33. M. Shao, S. Chen, W. Chen, K. Zhang, X. Huang, T. Cui, "Superconducting ScH₃ and LuH₃ at Megabar Pressures", *Inorg. Chem.* 60, 15330-15335 (2021)

34. F. Peng, Y. Sun, C. J. Pickard, R. J. Needs, Q. Wu, Y. M. Ma, "Hydrogen Clathrate Structures in Rare Earth Hydrides at High Pressures: Possible Route to Room-Temperature Superconductivity", *Phys. Rev. Lett.* 119, 107001 (2017)

35. H. Wang, J. S. Tse, K. Tanaka, T. Iitaka, Y. M. Ma, "Superconductive sodalite-like clathrate calcium hydride at high pressures", *Proc Natl Acad Sci U S A/ PNAS* 109, 6463 (2012)

36. H. K. Mao, A. P. Jephcoat, R. J. Hemley, L. W. Finger, C. S. Zha, R. M. Hazen, D. E. Cox, "Synchrotron x-ray-diffraction measurements of single-crystal hydrogen to 26.5 gigapascals", *Science* 239, 1131 (1988)

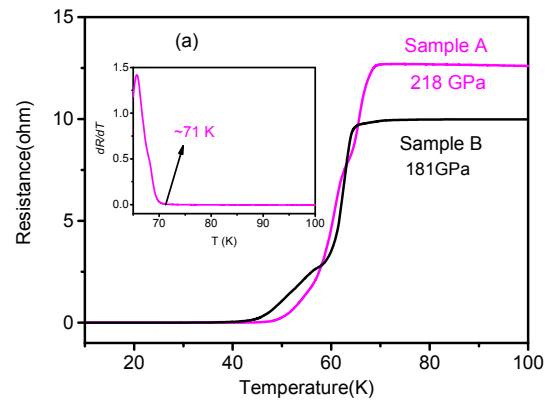
Figure Captions

Figure 1. (a) Temperature dependence of resistance for Sample A (cell I) at 218 GPa & Sample B (cell II) at 181 GPa of lutetium polyhydride (see Text for more details). The inset is derivation of resistance over temperature to define superconducting transition temperature for Sample A wherein a T_c onset is about 71 K. (b) The superconducting transition curves measured at different released pressures for Sample A (cell I) and Sample B (cell II). The inset shows the pressure dependence of T_c .

Figure 2. (a) Temperature dependence of resistance measured at 213 GPa and different magnetic fields. (b) The upper critical magnetic field $\mu_0 H_{c2}(T)$ with $T_c^{90\%}$ being used. The red line is from the GL fitting. The inset shows the linear fitting.

Figure 3 (a) The in-situ high pressure x-ray diffraction pattern measured at 185 GPa and the refinements. (b) and (c) show the crystal structures of $Pm\bar{3}n$ -Eu₄H₂₃ and $Fm\bar{3}m$ -LuH₁, respectively.

Fig. 1



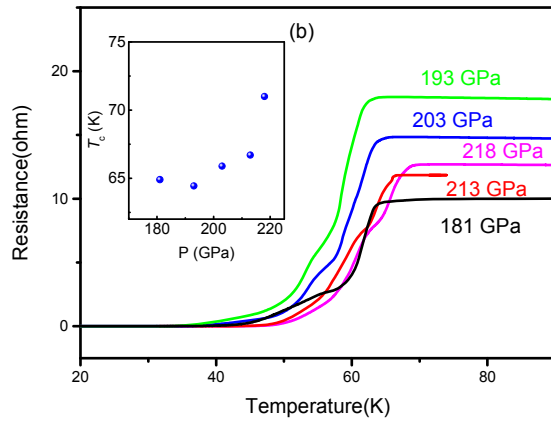
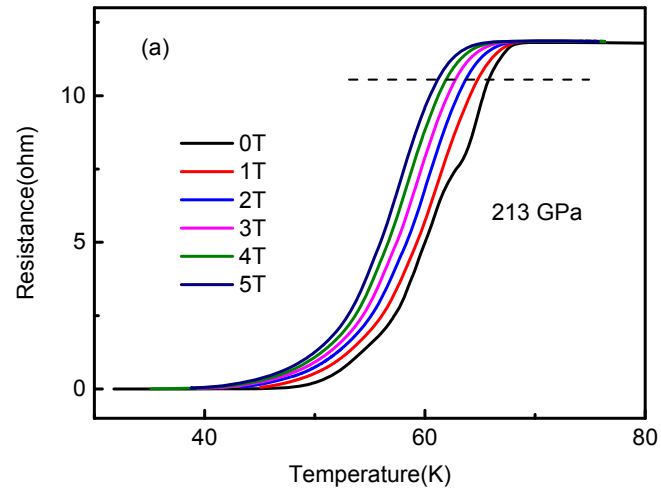


Fig. 2



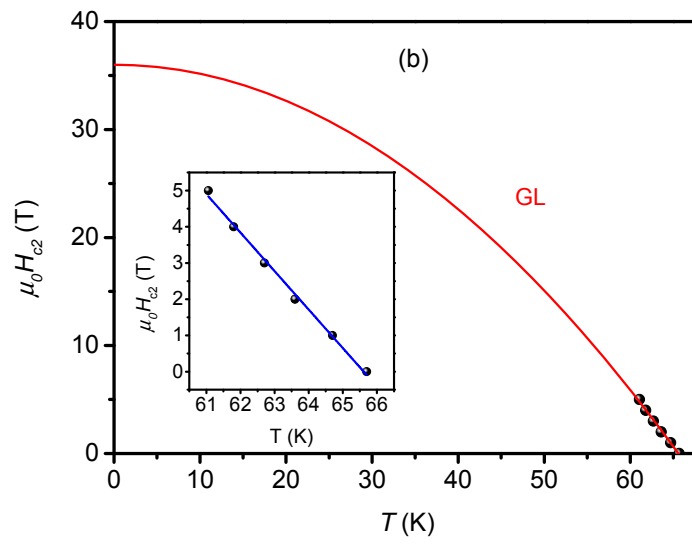


Fig. 3

