

Title: Tetrahedral triple-Q ordering in the metallic triangular lattice antiferromagnet $\text{Co}_{1/3}\text{TaS}_2$

Authors: Pyeongjae Park^{1,2}, Woonghee Cho^{1,2}, Chaebin Kim^{1,2}, Yeochan An^{1,2}, Yoon-Gu Kang³, Maxim Avdeev^{4,5}, Romain Sibille⁶, Kazuki Iida⁷, Ryoichi Kajimoto⁸, Ki Hoon Lee⁹, Woori Ju¹⁰, En-Jin Cho¹⁰, Han-Jin Noh¹⁰, Myung Joon Han³, Shang-Shun Zhang¹¹, Cristian D. Batista^{12,13*}, and Je-Geun Park^{1,2,14*}

Affiliations:

¹Center for Quantum Materials, Seoul National University; Seoul 08826, Republic of Korea

²Department of Physics & Astronomy, Seoul National University; Seoul 08826, Republic of Korea

³Department of Physics, KAIST; Daejeon 34141, Republic of Korea

⁴Australian Nuclear Science and Technology Organisation (ANSTO); New Illawarra Road, Lucas Heights, NSW 2234, Australia

⁵School of Chemistry, The University of Sydney; Sydney, NSW 2006, Australia

⁶Laboratory for Neutron Scattering and Imaging, Paul Scherrer Institut; 5232 Villigen, Switzerland

⁷Comprehensive Research Organization for Science and Society (CROSS); Tokai, Ibaraki 319-1106, Japan

⁸Materials and Life Science Division, J-PARC Center; Tokai, Ibaraki 319-1195, Japan

⁹Department of Physics, Incheon National University; Incheon, 22012, Republic of Korea

¹⁰Department of Physics, Chonnam National University; Gwangju 61186, Republic of Korea

¹¹School of Physics and Astronomy and William I. Fine Theoretical Physics Institute, University of Minnesota, Minneapolis, MN 55455, USA

¹²Department of Physics and Astronomy, The University of Tennessee; Knoxville, Tennessee 37996, USA

¹³Quantum Condensed Matter Division and Shull-Wollan Center, Oak Ridge National Laboratory; Oak Ridge, Tennessee 37831, USA

¹⁴Institute of Applied Physics, Seoul National University; Seoul 08826, Republic of Korea

* Corresponding author. Email: cbatist2@utk.edu & jgpark10@snu.ac.kr

Abstract: The triangular lattice antiferromagnet (TLAF) has been the standard paradigm of frustrated magnetism for several decades. The most common magnetic ordering in insulating TLAFs is the 120° structure. However, a fundamentally new triple-**Q** chiral state can emerge in metallic TLAFs, which represents the short wavelength limit of magnetic skyrmion crystals. We report the metallic TLAF $\text{Co}_{1/3}\text{TaS}_2$ as the first example of tetrahedral triple-**Q** ordering with the associated topological Hall effect (non-zero $\sigma_{xy}(\mathbf{H}=0)$) and uniform orbital magnetization $M_z(\mathbf{H}=0)$. Our measurements of the inelastic neutron scattering cross section are also consistent with the calculated dynamical structure factor of the tetrahedral triple-**Q** state.

Main Text: Discovering magnetic orderings with novel properties and functionalities is one of the main goals of condensed matter physics. While ferromagnets are still the best examples of functional materials due to their vast spectrum of technological applications, antiferromagnets are creating a paradigm shift for the development of new spintronic components. A more recent case is the discovery of Skyrmion crystals induced by a magnetic field in different classes of materials. These chiral states, which result from a superposition of three spirals with ordering wave vectors that differ by a $\pm 120^\circ$ rotation about a high-symmetry axis, can produce a huge synthetic magnetic field that couples only to the orbital degrees of freedom of conduction electrons.

The triangular lattice Heisenberg model is a textbook example of a model that can host a diverse spectrum of quantum states with small variations of short-range exchange interactions. For any spin value, the generic ground state for nearest-neighbor (NN) antiferromagnetic interactions is the three-sublattice 120° structure shown in Fig. 1(A). This spiral structure is characterized by an ordering wave vector located at $\pm K$ -points of the hexagonal Brillouin zone (Fig. 1(D)). Adding a relatively small second NN antiferromagnetic interaction gives rise to the two-sublattice collinear stripe spin configuration shown in Fig. 1(B), whose ordering wave vector is one of the three M-points of the Brillouin zone (see Fig. 1(E)). Remarkably, for $S = 1/2$, these two phases seem to be separated by a quantum spin liquid state (1-7) whose nature is not yet fully understood.

However, a fundamentally different chiral antiferromagnetic order can emerge in a triangular lattice if small effective four-spin interactions are present. This state is the “triple-Q” version of the stripe order, where the three different M-ordering wave vectors (see Fig. 1(F)) coexist in the same phase. This state is a non-coplanar four-sublattice magnetic ordering (see Fig. 1(C)) in which spins point along the all-in or all-out principal directions of a regular tetrahedron. Theoretical studies suggest that this state can appear naturally in metallic TLAFs, where effective four-spin interactions can arise from the magnetic exchange interactions between conduction electrons and localized spin degrees of freedom (8, 9). However, this state has not been reported yet in real materials.

The tetrahedral ordering is noteworthy for its topological nature, as it can be viewed as the short-wavelength limit of a magnetic skyrmion crystal (10). The three spins of each triangular plaquette span one-quarter of the solid angle of a sphere, implying that each skyrmion (one flux quantum) is confined to four triangular plaquettes. As illustrated in Fig. 1(C), the two-dimensional (2D) magnetic unit cell of the tetrahedral ordering consists of eight triangular plaquettes, meaning there are two skyrmions per magnetic unit cell. In other words, the tetrahedral triple-Q ordering creates a very strong effective magnetic field of one flux quantum divided by the area of 4 triangular plaquettes in the adiabatic limit. Notably, this ordering does not have any net *spin* magnetization. However, the emergent magnetic field couples to the orbital degrees of freedom of the conduction electrons, giving rise to a uniform *orbital* magnetization and a large topological Hall effect characterized by scalar spin chirality ($\chi_{ijk} = \langle \mathbf{S}_i \cdot \mathbf{S}_j \times \mathbf{S}_k \rangle$) (11, 12). Thus, this spin configuration is the simplest textbook example where non-trivial band topology is induced in the absence of *relativistic* spin-orbit coupling (the large spin-orbit coupling is generated by the non-coplanar configuration). Moreover, the tetrahedral ordering can provide a potential route to realize the antiferromagnetic Chern insulator by properly adjusting the Fermi level of the system, as suggested in Refs. (8, 9, 13).

This work reports that the four-sublattice tetrahedral triple- \mathbf{Q} ordering is the only viable scenario consistent with our bulk characterization and neutron scattering data of the metallic triangular antiferromagnet $\text{Co}_{1/3}\text{TaS}_2$. We observed long-range order characterized by an ordering wave vector $\mathbf{q}_m = (1/2, 0, 0)$, which coexists with a non-zero AHE ($\sigma_{xy}(\mathbf{H} = 0)$) and a weak ferromagnetic moment ($M_z(\mathbf{H} = 0)$) below T_{N2} , ruling out the possibility of a single- \mathbf{Q} ordering by symmetry. We also provide a theoretical explanation of how this ground state can arise in $\text{Co}_{1/3}\text{TaS}_2$ based on its crystalline and electronic structure, which is further corroborated by our ARPES (angle-resolved photoemission spectroscopy) data. Moreover, the calculated magnon spectra of the tetrahedral ordering agree with the low-energy spectra measured by inelastic neutron scattering. Finally, we discuss the robustness of the tetrahedral ordering against an applied magnetic field in $\text{Co}_{1/3}\text{TaS}_2$.

$\text{Co}_{1/3}\text{TaS}_2$ is a Co-intercalated metal in which magnetic Co ions (Co^{2+}) form a layered triangular lattice (Fig. 1(G)). While most studies from the 1980s focused on the typical bulk properties of a metallic antiferromagnet (14, 15), a previous neutron diffraction study reported the ordering wave vector $\mathbf{q}_m = (1/3, 1/3, 0)$ characteristic of 120° ordering (16). In contrast, the latest experimental study of the single-crystal $\text{Co}_{1/3}\text{TaS}_2$ reported two antiferromagnetic phase transitions at $T_{N1} = 38$ K and $T_{N2} = 26.5$ K (Fig. 1(H)), as well as a significant anomalous Hall effect (AHE) comparable to that of ferromagnets below T_{N2} (17). The authors of Ref. (17) interpreted the observed AHE as being based on the ferroic order of cluster toroidal dipole moments, which is the only scenario that gives rise to finite $\sigma_{xy}(\mathbf{H} = 0)$ for the single- \mathbf{Q} 120° ordering reported in Ref. (16). However, our latest neutron scattering data reveals an entirely different picture: $\text{Co}_{1/3}\text{TaS}_2$ has a magnetic structure with ordering wave vectors of the M-points ($\mathbf{q}_m = (1/2, 0, 0)$ and symmetry-related vectors) instead of $\mathbf{q}_m = (1/3, 1/3, 0)$.

Figs. 2(A) and 2(B) show the neutron diffraction patterns of powder and single-crystal $\text{Co}_{1/3}\text{TaS}_2$ for $T < T_N$. Magnetic reflections appear at the M-points of the Brillouin zone for both $T < T_{N2}$ and $T_{N2} < T < T_{N1}$, implying that the ordering wave vector is $\mathbf{q}_m = (1/2, 0, 0)$ or its symmetrically equivalent vector. It is worth noting that this observation is inconsistent with the previously reported wave vector $\mathbf{q}_m = (1/3, 1/3, 0)$ (16); *i.e.*, $\text{Co}_{1/3}\text{TaS}_2$ does not possess a 120° magnetic ordering. The magnetic Bragg peaks at the three different M points connected by the three-fold rotation along the c-axis (C_{3z}) have equivalent intensities within the experimental error (Fig. 2(C)). This result suggests either single- \mathbf{Q} ordering with three equally weighted magnetic domains or triple- \mathbf{Q} ordering.

First, we analyzed the neutron diffraction data based on group representation and Rietveld refinement, assuming a single- \mathbf{Q} magnetic structure: $\mathbf{M}_i^y = \Delta_\nu \cos(\mathbf{q}_m^y \cdot \mathbf{r}_i)$ with $\nu = 1, 2$, and 3 (see Supplementary Text and Table S3–S4). As a result, we found that the spin configurations for $T < T_{N2}$ and $T_{N2} < T < T_{N1}$ correspond to Figs. 2(G) and 2(H), respectively, where each configuration corresponds to $\Gamma_2 + \Gamma_4$ ($\alpha\mathbf{V}_{22} + \beta\mathbf{V}_{41}$, see Table S4) and the Γ_2 (\mathbf{V}_{22}) representations (see Supplementary Notes). The refinement result yielded an ordered moment of $1.27(1)\mu_B/\text{Co}^{2+}$ at 3 K.

However, a single- \mathbf{Q} spin configuration with $\mathbf{q}_m = (1/2, 0, 0)$ possesses time-reversal symmetry (TRS) combined with lattice translation ($\equiv \tau_{1a}T$, see Fig. 2(G) or 2(H)), which strictly forbids the very large $\sigma_{xy}(\mathbf{H} = 0)$ and finite $M_z(\mathbf{H} = 0)$ observed when $T < T_{N2}$ (Fig.

2(E)–(F)). Triple-**Q** ordering is, therefore, the only possible scenario that can resolve this contradiction since it allows for finite $\sigma_{xy}(\mathbf{H} = 0)$ and $M_z(\mathbf{H} = 0)$ due to broken $\tau_{1a}T$ symmetry (18, 19). Generally, determining whether the magnetic structure of a system is single-**Q** with three magnetic domains or triple-**Q** is challenging and requires advanced experiments. However, $\mathbf{q}_m = (1/2, 0, 0)$ is a special case where a triple-**Q** state can be easily distinguished from a single-**Q** state by probing non-zero TRS-odd quantities that are incompatible with $\tau_{1a}T$ symmetry.

The triple-**Q** ordering producing the same neutron diffraction pattern as that of Fig. 2(H) is illustrated in Fig. 2(I). This is precisely the four-sublattice tetrahedral ordering shown in Fig. 1(C), except that $\text{Co}_{1/3}\text{TaS}_2$ has an additional 3D structure with an AB stacking pattern. Such a triple-**Q** counterpart can be obtained through a linear combination of three symmetrically-equivalent single-**Q** states ($\mathbf{M}_i^v = \Delta_v \cos(\mathbf{q}_m^v \cdot \mathbf{r}_i)$ with $v = 1, 2, 3$) connected by three-fold rotation about the c -axis (20). More mathematical descriptions are provided in Supplementary Notes. However, an arbitrary linear combination yields a triple-**Q** spin configuration with a site-dependent magnitude of ordered moments on the Co sites, *i.e.*, $|\mathbf{M}_i^{\text{tri}}|$ depends on i (see Fig. S7). This is unlikely since each Co^{2+} ion would form a localized magnetic moment. A uniform $|\mathbf{M}_i^{\text{tri}}|$ is obtained only when the Fourier components Δ_v of the three wave vectors \mathbf{q}_m^v are orthogonal to each other(8), *i.e.*, $\mathbf{M}_i^{\text{tri}} = \sum_{v=1,3} \Delta_v \cos(\mathbf{q}_m^v \cdot \mathbf{r}_i)$ with $\Delta_v \perp \Delta_{v'}$ for $v \neq v'$.

In this context, the triple-**Q** ordering that yields a neutron diffraction pattern identical to that in Fig. 2(G) would give rise to nonuniform $|\mathbf{M}_i^{\text{tri}}|$, as illustrated in Fig. S7. Thus, the single-**Q** ordering shown in Fig. 2(G) is more plausible for $T_{N2} < T < T_{N1}$, which is in line with the absence of $M_z(\mathbf{H} = 0)$ and $\sigma_{xy}(\mathbf{H} = 0)$ in this temperature range. This suggests that a transition from single-**Q** to triple-**Q** ordering occurs at T_{N2} . Interestingly, our theoretical analysis precisely captures this two-step transition process at T_{N1} and T_{N2} , which will be described later in this paper.

We now examine the feasibility of the tetrahedral triple-**Q** ground state in $\text{Co}_{1/3}\text{TaS}_2$. Notably, this state occurs spontaneously in $\text{Co}_{1/3}\text{TaS}_2$ without requiring an external magnetic field, in contrast to typical triple-**Q** orderings reported in other materials(21-23). It was suggested theoretically that this state could arise in a 2D metallic TLAF formulated by the Kondo lattice model (8, 9, 13, 24):

$$H = -t \sum_{\langle i,j \rangle} c_{i\alpha}^\dagger c_{j\alpha} - J \sum_i \mathbf{S}_i \cdot c_{i\alpha}^\dagger \boldsymbol{\sigma}_{\alpha\beta} c_{i\beta}. \quad (1)$$

From a crystal structure perspective, $\text{Co}_{1/3}\text{TaS}_2$ can be regarded as a candidate to be described by this model in a first approximation. The nearest Co-Co distance (5.74 Å) is well above Hill's limit, and the CoS_6 octahedra are fully isolated ((Fig. 3(A)). This implies that the Co 3d bands would retain their localized character, while itinerant electrons mainly come from the Ta 5d bands. In this situation, a magnetic Co^{2+} ion can interact with another Co^{2+} ion only via

the conduction electrons in the Ta 5d bands. Thus, the Co 3d magnetic moments can be treated as localized moments having exchange coupling with the Ta 5d itinerant electrons (Fig. 3(B)), as discussed in Refs. (14, 16). The localized nature of the Co moments is also revealed by the Curie-Weiss behavior of $\text{Co}_{1/3}\text{TaS}_2$: the magnitude of the fitted effective magnetic moment indicates $S \sim 1.35$, close to the single-ion limit of Co^{2+} high spin ($S = 3/2$) (17).

Tetrahedral ordering can naturally emerge when the Fermi surface (FS) is three-quarters ($3/4$) filled (8, 9, 13, 25), as the shape of the FS is a regular hexagon whose vertices touch the M-points of the first Brillouin zone (Fig. 3(C)). In this case, there are three nesting wave vectors connecting different M points, leading to a diverging magnetic susceptibility of the conduction electrons ($\chi(\mathbf{q}, E_F)$) at $\mathbf{q} \in$ M-points due to the van-Hove singularity for 2D (24). This naturally results in a magnetic order with ordering wave vectors corresponding to the three M points (*i.e.*, triple- \mathbf{Q}). We note that such a mechanism can also be valid near the $3/4$ filling as more realistic considerations can expand the stability region (13). The right side of Fig. 3(C) shows the FS of $\text{Co}_{1/3}\text{TaS}_2$ measured by ARPES, which demonstrates a situation close to $3/4$ filling and is, therefore, likely to possess maximum $\chi(\mathbf{q}, E_F)$ at the M points.

This stabilization mechanism becomes more apparent when examining the effective spin Hamiltonian and its magnetic excitations. Degenerate second-order perturbation theory in J/t gives an effective RKKY Hamiltonian (24, 25) for which the single- \mathbf{Q} (stripe) and triple- \mathbf{Q} (tetrahedral) orderings are degenerate in the classical limit. This accidental degeneracy leads to a gapless quadratic magnon mode centered at the three M points, which interpolates the single- \mathbf{Q} and triple- \mathbf{Q} orderings in momentum space. The degeneracy is broken by effective four-spin exchange interaction terms that make the quadratic magnon mode gapped (10, 24, 25). The simplest example of a four-spin interaction favoring the triple- \mathbf{Q} ordering is the bi-quadratic term $K_{\text{bq}}(S_i \cdot S_j)^2$ with $K_{\text{bq}} > 0$. This was explicitly demonstrated by using a simplified J_1 - J_2 - J_c - K_{bq} model (see Figs. 3(A) and 3(E)), as shown in Supplementary Fig. S8. This model successfully captures the tetrahedral ground state and the two-step transition process at $T_{\text{N}2}$ and $T_{\text{N}1}$ observed experimentally, which is attributed to the fact that thermal fluctuations generally favor the collinear spin configuration.

Before analyzing the magnon spectra in detail, it is worth considering the inter-layer network of $\text{Co}_{1/3}\text{TaS}_2$ with AB stacking. Along with the refined magnetic structure (Fig. 2(G)-(I)), the steep magnon dispersion shown in Fig. 4(D) indicates non-negligible antiferromagnetic NN interlayer coupling: $J_c S^2 \sim 2.95$ meV (see Fig. 4(E)). However, the finite value of J_c does not change the qualitative features of the stripe and tetrahedral orderings discussed in 2D. More importantly, the antiferromagnetic J_c forces the tetrahedral spin configuration of the B layer to be the same as that of the A layer (see Fig. S8(A)). Therefore, all triangular layers will have the same χ_{ijk} or skyrmion charge, resulting in the realization of 3D ferro-chiral ordering. In this 3D structure, each magnetic unit cell of $\text{Co}_{1/3}\text{TaS}_2$ includes four skyrmions, implying that the resultant fictitious field has an extremely high density.

The low-energy magnon spectra (< 3 meV) of $\text{Co}_{1/3}\text{TaS}_2$ measured by INS are presented in Fig. 4(F). In addition to the linear (Goldstone) magnon modes, which appear as bright circular signals centered at the M points, a quadratic mode appears with weaker intensity as a line-shaped hexagon connecting six M points (see Fig. S9). This signal is only present for $E > 1.5$ meV, indicating that the quadratic mode is slightly gapped. We used linear

spin-wave theory to compare the measured INS spectra with the theoretical spectra of both single- \mathbf{Q} and triple- \mathbf{Q} orderings. Despite the simplicity of the J_1 - J_2 - J_c - K_{bq} model Hamiltonian, the calculated magnon spectra of the tetrahedral ordering (Fig. 4(G)) successfully describe the measured INS spectra. For comparison, the magnon spectra of the stripe ordering are also presented in Fig. 4(H). The intensity of the quadratic magnon mode is much stronger than that of the triple- \mathbf{Q} spectra, which disagrees with our INS data. A full comparison between our data and the two calculations is shown in Fig. S10. Additionally, the linear magnon modes of $\text{Co}_{1/3}\text{TaS}_2$ are slightly gapped (~ 0.5 meV, see Fig. 4(I)). This feature, along with the tetrahedral ground state obtained experimentally (Fig. 2(I)), can be explained by including the higher-order single-ion anisotropy O_6^6 (see Fig. S11).

Finally, we discuss the behavior of the tetrahedral ordering in $\text{Co}_{1/3}\text{TaS}_2$ in response to out-of-plane and in-plane magnetic fields. Fig. 4(C) illustrates the field dependence of the measured anomalous Hall conductivity (σ_{xy}^{AHE}) and M_z for $\mathbf{H} \parallel \mathbf{c}$, showing clear hysteresis with a sign change at $\pm H_{c1}$. Indeed, M_z cannot characterize the observed σ_{xy}^{AHE} (17). Instead, it is χ_{ijk} that characterizes σ_{xy}^{AHE} for the tetrahedral ordering as explained in the introduction section. Therefore, the sign change at $\pm H_{c1}$ represents the transition between tetrahedral orderings with positive and negative χ_{ijk} values (see Figs. 4(A)–(B)). Additionally, we explicitly examined the intrinsic $\sigma_{xy}^{\text{AHE}}(\mathbf{H} = 0)$ of $\text{Co}_{1/3}\text{TaS}_2$ with the magnetic structure shown in Fig. 4(A) using density functional theory calculations (See Fig. S12). The calculated band structure gives a finite $|\sigma_{xy}(\mathbf{H} = 0)|$ value of $\sim 125 \text{ } \Omega^{-1}\text{cm}^{-1}$, a similar order of magnitude to the experimental data.

We also compared the field dependence of the measured σ_{xy}^{AHE} and χ_{ijk} calculated from our $M_z(\mathbf{H})$ data based on the canting expected in the tetrahedral order of $\text{Co}_{1/3}\text{TaS}_2$ (blue and orange arrows in Figs. 4(A)). As shown in Fig. 4(D), σ_{xy}^{AHE} decreases slightly in response to both positive and negative magnetic fields, consistent with the calculated χ_{ijk} of the tetrahedral ordering with mild canting. However, such a model cannot capture the sudden decrease of σ_{xy}^{AHE} due to a meta-magnetic transition at $\pm H_{c2}$, indicating that this transition entirely changes the spin configuration. Additional neutron diffraction is required to identify the new ordering for $|\mathbf{H}| > H_{c2}$.

The effect of an in-plane magnetic field was investigated using single-crystal neutron diffraction. Fig. 4(E) shows field-dependent ($\mathbf{H} \parallel \mathbf{q}_m^1 = (1/2, 0, 0)$) intensities of the three magnetic Bragg peaks, each originating from three different \mathbf{q}_m^v of the tetrahedral ordering. Interestingly, the equal intensity of the three peaks remains almost unchanged by a magnetic field up to 10 T, implying the robustness of the tetrahedral ordering against an in-plane magnetic field. This is in contrast to triple- \mathbf{Q} states in other materials, which are induced by a finite magnetic field for stabilization and occupy very narrow regions of the phase diagram due to the ferromagnetic nature of the dominant exchange interaction (21-23).

In summary, we have discovered a tetrahedral triple- \mathbf{Q} ordering in $\text{Co}_{1/3}\text{TaS}_2$. Our study provides a complete picture of how this exotic phase can be stabilized in the triangular metallic magnet $\text{Co}_{1/3}\text{TaS}_2$ and opens avenues for exploring chiral magnetic orderings with the potential for spontaneous integer quantum Hall effect (24).

References and Notes

1. Z. Zhu, S. R. White, Spin liquid phase of the $S=1/2$ J_1 – J_2 Heisenberg model on the triangular lattice. *Physical Review B* **92**, 041105 (2015).
2. W.-J. Hu, S.-S. Gong, W. Zhu, D. Sheng, Competing spin-liquid states in the spin-1/2 Heisenberg model on the triangular lattice. *Physical Review B* **92**, 140403 (2015).
3. Y. Iqbal, W.-J. Hu, R. Thomale, D. Poilblanc, F. Becca, Spin liquid nature in the Heisenberg J_1 – J_2 triangular antiferromagnet. *Physical Review B* **93**, 144411 (2016).
4. S. Saadatmand, I. McCulloch, Symmetry fractionalization in the topological phase of the spin-1/2 J_1 – J_2 triangular Heisenberg model. *Physical Review B* **94**, 121111 (2016).
5. A. Wietek, A. M. Läuchli, Chiral spin liquid and quantum criticality in extended $S=1/2$ Heisenberg models on the triangular lattice. *Physical Review B* **95**, 035141 (2017).
6. S.-S. Gong, W. Zhu, J.-X. Zhu, D. N. Sheng, K. Yang, Global phase diagram and quantum spin liquids in a spin-1/2 triangular antiferromagnet. *Physical Review B* **96**, 075116 (2017).
7. S. Hu, W. Zhu, S. Eggert, Y.-C. He, Dirac spin liquid on the spin-1/2 triangular Heisenberg antiferromagnet. *Physical review letters* **123**, 207203 (2019).
8. I. Martin, C. D. Batista, Itinerant Electron-Driven Chiral Magnetic Ordering and Spontaneous Quantum Hall Effect in Triangular Lattice Models. *Physical Review Letters* **101**, 156402 (2008).
9. Y. Kato, I. Martin, C. Batista, Stability of the spontaneous quantum Hall state in the triangular Kondo-lattice model. *Physical review letters* **105**, 266405 (2010).
10. Z. Wang, C. D. Batista, Skyrmion crystals in the triangular kondo lattice model. *arXiv preprint arXiv:2111.13976* (2021).
11. N. Nagaosa, Anomalous Hall Effect—A New Perspective—. *Journal of the Physical Society of Japan* **75**, 042001-042001 (2006).
12. S.-S. Zhang, H. Ishizuka, H. Zhang, G. B. Halász, C. D. Batista, Real-space Berry curvature of itinerant electron systems with spin-orbit interaction. *Physical Review B* **101**, 024420 (2020).
13. Y. Akagi, Y. Motome, Spin chirality ordering and anomalous Hall effect in the ferromagnetic Kondo lattice model on a triangular lattice. *Journal of the Physical Society of Japan* **79**, 083711 (2010).
14. S. S. P. Parkin, R. H. Friend, 3d transition-metal intercalates of the niobium and tantalum dichalcogenides. I. Magnetic properties. *Philosophical Magazine B* **41**, 65-93 (1980).
15. S. S. P. Parkin, R. H. Friend, 3d transition-metal intercalates of the niobium and tantalum dichalcogenides. II. Transport properties. *Philosophical Magazine B* **41**, 95-112 (1980).
16. S. S. P. Parkin, E. A. Marseglia, P. J. Brown, Magnetic structure of $\text{Co}_{1/3}\text{NbS}_2$ and $\text{Co}_{1/3}\text{TaS}_2$. *Journal of Physics C: Solid State Physics* **16**, 2765-2778 (1983).
17. P. Park *et al.*, Field-tunable toroidal moment and anomalous Hall effect in noncollinear antiferromagnetic Weyl semimetal $\text{Co}_{1/3}\text{TaS}_2$. *npj Quantum Materials* **7**, 42 (2022).
18. G. Tenasini *et al.*, Giant anomalous Hall effect in quasi-two-dimensional layered antiferromagnet $\text{Co}_{1/3}\text{NbS}_2$. *Physical Review Research* **2**, 023051 (2020).

19. O. Heinonen, R. A. Heinonen, H. Park, Magnetic ground states of a model for MNb_3S_6 (M=Co, Fe, Ni). *Physical Review Materials* **6**, 024405 (2022).
20. Y. Yanagi, H. Kusunose, T. Nomoto, R. Arita, M.-T. Suzuki, Generation of modulated magnetic structure based on cluster multipole: Application to $\alpha\text{-Mn}$ and CoM_3S_6 . *arXiv preprint arXiv:2201.07361*, (2022).
21. S. Mühlbauer *et al.*, Skyrmion Lattice in a Chiral Magnet. *Science* **323**, 915-919 (2009).
22. X. Z. Yu *et al.*, Real-space observation of a two-dimensional skyrmion crystal. *Nature* **465**, 901-904 (2010).
23. T. Kurumaji *et al.*, Skyrmion lattice with a giant topological Hall effect in a frustrated triangular-lattice magnet. *Science* **365**, 914-918 (2019).
24. C. D. Batista, S.-Z. Lin, S. Hayami, Y. Kamiya, Frustration and chiral orderings in correlated electron systems. *Reports on Progress in Physics* **79**, 084504 (2016).
25. Y. Akagi, M. Udagawa, Y. Motome, Hidden Multiple-Spin Interactions as an Origin of Spin Scalar Chiral Order in Frustrated Kondo Lattice Models. *Physical Review Letters* **108**, 096401 (2012).
26. J. Rodríguez-Carvajal, Recent advances in magnetic structure determination by neutron powder diffraction. *Physica B: Condensed Matter* **192**, 55-69 (1993).
27. H. D. Kim *et al.*, Performance of a Micro-Spot High-Resolution Photoemission Beamline at PAL. *AIP Conference Proceedings* **879**, 477-480 (2007).
28. R. Kajimoto *et al.*, The Fermi Chopper Spectrometer 4SEASONS at J-PARC. *Journal of the Physical Society of Japan* **80**, SB025 (2011).
29. M. Nakamura *et al.*, First Demonstration of Novel Method for Inelastic Neutron Scattering Measurement Utilizing Multiple Incident Energies. *Journal of the Physical Society of Japan* **78**, 093002 (2009).
30. Y. Inamura, T. Nakatani, J. Suzuki, T. Otomo, Development Status of Software “Utsusemi” for Chopper Spectrometers at MLF, J-PARC. *Journal of the Physical Society of Japan* **82**, SA031 (2013).
31. R. A. Ewings *et al.*, Horace: Software for the analysis of data from single crystal spectroscopy experiments at time-of-flight neutron instruments. *Nuclear Instruments and Methods in Physics Research Section A: Accelerators, Spectrometers, Detectors and Associated Equipment* **834**, 132-142 (2016).
32. D. Dahlbom, C. Miles, H. Zhang, C. D. Batista, K. Barros, Langevin dynamics of generalized spins as $\text{SU}(N)$ coherent states. *Physical Review B* **106**, 235154 (2022).
33. S. Toth, B. Lake, Linear spin wave theory for single-Q incommensurate magnetic structures. *Journal of Physics: Condensed Matter* **27**, 166002 (2015).
34. D. Dahlbom *et al.*
35. H. Zhang, C. D. Batista, Classical spin dynamics based on $\text{SU}(N)$ coherent states. *Physical Review B* **104**, 104409 (2021).
36. G. Kresse, J. Hafner, Ab initio molecular dynamics for open-shell transition metals. *Physical Review B* **48**, 13115-13118 (1993).

37. G. Kresse, J. Furthmüller, Efficient iterative schemes for ab initio total-energy calculations using a plane-wave basis set. *Physical Review B* **54**, 11169-11186 (1996).
38. G. Kresse, J. Furthmüller, Efficiency of ab-initio total energy calculations for metals and semiconductors using a plane-wave basis set. *Computational Materials Science* **6**, 15-50 (1996).
39. G. Kresse, D. Joubert, From ultrasoft pseudopotentials to the projector augmented-wave method. *Physical Review B* **59**, 1758-1775 (1999).
40. J. P. Perdew, K. Burke, M. Ernzerhof, Generalized Gradient Approximation Made Simple. *Physical Review Letters* **77**, 3865-3868 (1996).
41. V. I. Anisimov, J. Zaanen, O. K. Andersen, Band theory and Mott insulators: Hubbard U instead of Stoner I. *Physical Review B* **44**, 943-954 (1991).
42. A. I. Liechtenstein, V. I. Anisimov, J. Zaanen, Density-functional theory and strong interactions: Orbital ordering in Mott-Hubbard insulators. *Physical Review B* **52**, R5467-R5470 (1995).
43. R. Sakuma, F. Aryasetiawan, First-principles calculations of dynamical screened interactions for the transition metal oxides MO (M=Mn, Fe, Co, Ni). *Physical Review B* **87**, 165118 (2013).
44. G. Pizzi *et al.*, Wannier90 as a community code: new features and applications. *Journal of Physics: Condensed Matter* **32**, 165902 (2020).
45. Q. Wu, S. Zhang, H.-F. Song, M. Troyer, A. A. Soluyanov, WannierTools: An open-source software package for novel topological materials. *Computer Physics Communications* **224**, 405-416 (2018).

Acknowledgments: We acknowledge S. H. Lee, S. S. Lee, Y. Noda, and M. Mostovoy for their helpful discussions and M. Kenzelmann for his help with the experiments at SINQ. The neutron scattering experiment at the Japan Proton Accelerator Research Complex (J-PARC) was performed under the user program (Proposal No. 2021B0049). This work is based on experiments performed at the Swiss spallation neutron source SINQ, Paul Scherrer Institute, Villigen, Switzerland.

Funding:

Samsung Science & Technology Foundation SSTF-BA2101-05

Leading Researcher Program of the National Research Foundation of Korea 2020R1A3B2079375 (J.-G.P.)

Author contributions: J.-G.P. initiated and supervised the project. P.P. synthesized the polycrystalline and single-crystal samples. P.P. performed all the bulk characterizations. M.A. carried out the powder neutron diffraction experiment. P.P. and R.S. performed the single-crystal neutron diffraction experiment at ZEBRA. P.P. analyzed the neutron diffraction data together with M.A., P.P., C.K., Y.A., K.I., and R.K. conducted the single-crystal inelastic neutron scattering experiment at 4SEASONS. W.J., E.-J.C. and H.-J.N. conducted the ARPES experiment. Y.-G.K. and M.J.H. performed the DFT calculations. P.P., W.H.C., S.-S.Z., and C.D.B. conducted spin model calculations. P.P., W.H.C., S.-S.Z., K.H.L., Y.-G.K., M.J.H, H.-J.N., C.D.B., and J.-G.P. contributed to the theoretical analysis and discussion. P.P. C.D.B. and J.-G.P. wrote the manuscript with contributions from all authors.

Competing interests: The authors declare no competing interests.

Data and materials availability: The data and materials used in this study are available from the corresponding author upon request.

Supplementary Materials

Materials and Methods

Supplementary Text

Figs. S1 to S12

Tables S1 to S5

References (25–45)

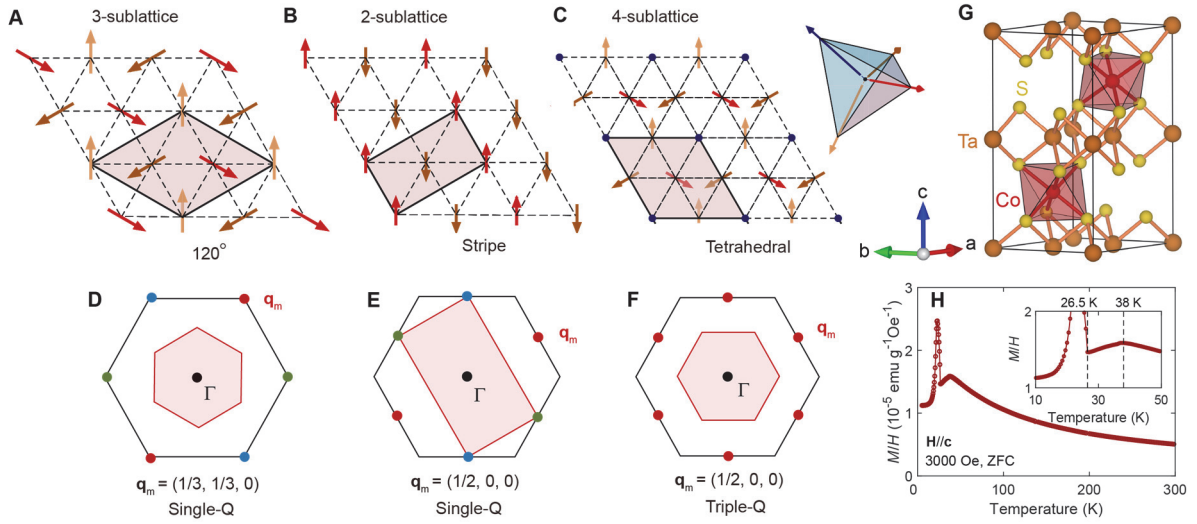


Fig. 1. The Tetrahedral triple-Q state and crystal structure of $\text{Co}_{1/3}\text{TaS}_2$. (A)–(C) Three fundamental antiferromagnetic orderings for a triangular lattice system. The red-shaded regions denote each one's magnetic unit cell. (D)–(F) Positions of the magnetic Bragg peaks (red circles) in momentum space generated by (A)–(C). A black (red) hexagon corresponds to a crystallographic (magnetic) Brillouin zone. The green and blue circles in (D)–(E) denote the magnetic Bragg peaks from the other two magnetic domains. (G), A crystallographic unit cell of $\text{Co}_{1/3}\text{TaS}_2$. (H), The temperature-dependent magnetization of single-crystal $\text{Co}_{1/3}\text{TaS}_2$ with $\mathbf{H} // \mathbf{c}$.

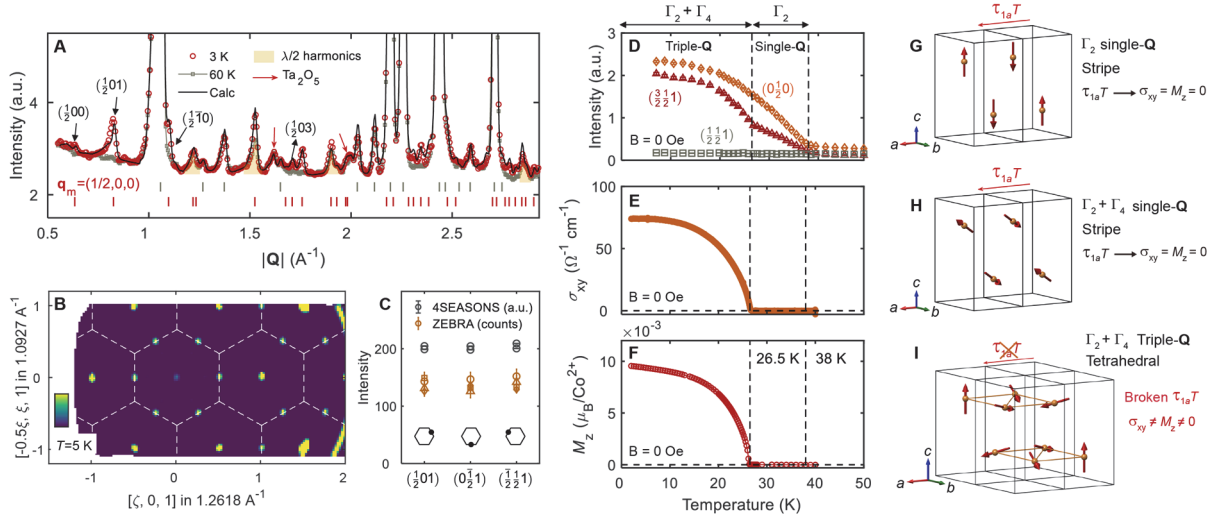


Fig. 2. Magnetic ground state of $\text{Co}_{1/3}\text{TaS}_2$ revealed by neutron diffraction. (A) The powder neutron diffraction pattern of $\text{Co}_{1/3}\text{TaS}_2$, measured at 60 K (Grey squares) and 3 K (Red circles). A weak $\lambda/2$ signal is highlighted explicitly (see Materials and Methods). The solid black line is the diffraction pattern of $\text{Co}_{1/3}\text{TaS}_2$ simulated with the spin configuration shown in (H), or equivalently (I). The full diffraction data can be found in Fig. S4. (B) The single-crystal neutron diffraction pattern at 5 K, demonstrating magnetic Bragg peaks located at the M points. (C). The intensities of the three magnetic Bragg peaks originating from three different ordering wave vectors. (D) The temperature-dependent intensities of some of the magnetic Bragg peaks in single-crystal $\text{Co}_{1/3}\text{TaS}_2$. (E)–(F) The temperature dependence of σ_{xy} ($\mathbf{H} = 0$) and M_z ($\mathbf{H} = 0$) in $\text{Co}_{1/3}\text{TaS}_2$, measured after field cooling under 5 T. (G)–(H) The refined magnetic structures for (G) $26.5 \text{ K} < T < 38 \text{ K}$ and (H) $T < 26.5 \text{ K}$. (I) The triple- \mathbf{Q} counterpart (tetrahedral) of the single- \mathbf{Q} (stripe) ordering shown in (H). Note that the spin configurations in (H) and (I) give the same powder diffraction pattern.

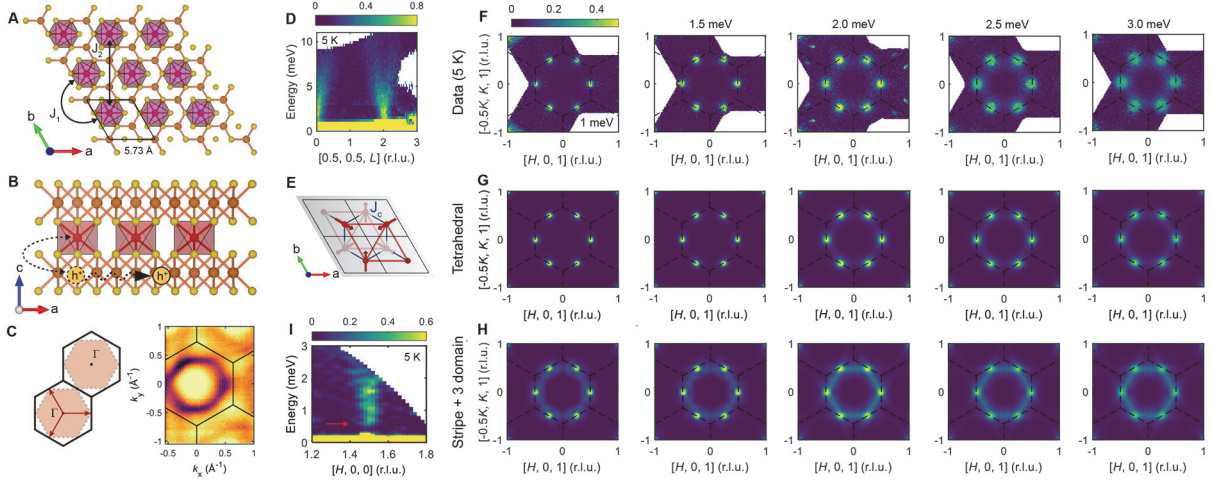


Fig. 3. Stabilization mechanism and dynamical properties of the tetrahedral order in $\text{Co}_{1/3}\text{TaS}_2$. (A) The in-plane crystal structure of $\text{Co}_{1/3}\text{TaS}_2$ demonstrating isolated CoS_6 octahedrons (purple-colored) and a long NN Co-Co distance. (B) The exchange interaction between Co local moments and conduction electrons from TaS_2 layers, which is a crucial ingredient of the RKKY interaction. (C) The Fermi surface of a 2D TLAF with $3/4$ filling (shaded hexagons) and the Fermi surface of $\text{Co}_{1/3}\text{TaS}_2$ measured by ARPES. (D) The magnon spectra of $\text{Co}_{1/3}\text{TaS}_2$ at 5 K along the (00L) direction. $E_i = 7.9$ and 14 meV data are plotted. (E) Antiferromagnetic NN interlayer coupling (J_c) of $\text{Co}_{1/3}\text{TaS}_2$, which is necessary for explaining the data in (D) and the refined spin configuration (Fig. 2(G)–(I)). (F) Const- E cuts of the INS data measured at 5 K ($< T_{N2}$). An energy integration range for each plot is ± 0.2 meV. The $E = 1$ and 1.5 meV (2.0 ~ 3.0 meV) plots are based on the $E_i = 5$ (7.9) meV data. In addition to bright circular spots centered at six M points (=linear modes), a weak line-shaped signal connecting the six M points (= the quadratic mode) appears for $E > 1.5$ meV. (G) The Calculated INS cross-section of the tetrahedral triple-Q ordering with $J_1 S^2 = 3.92$ meV, $J_c S^2 = 2.95$ meV, $J_2/J_1 = 0.19$, and $K_{bq}/J_1 = 0.02$ (see Supplementary Materials). (H) The Calculated INS cross-section of the single-Q ordering with three domains, using $J_1 S^2 = 3.92$ meV, $J_c S^2 = 2.95$ meV, $J_2/J_1 = 0.1$, and $K_{bq}/J_1 = 0$. The line-shaped signal in (H) has a much higher intensity than in (F) or (G). The simulations in (G)–(H) include proper resolution convolution (see Fig. S9), and their momentum and energy integration are the same as (F). (I) Low energy magnon spectra measured with $E_i = 3.5$ meV at 5 K, showing the energy gap of the linear magnon mode.

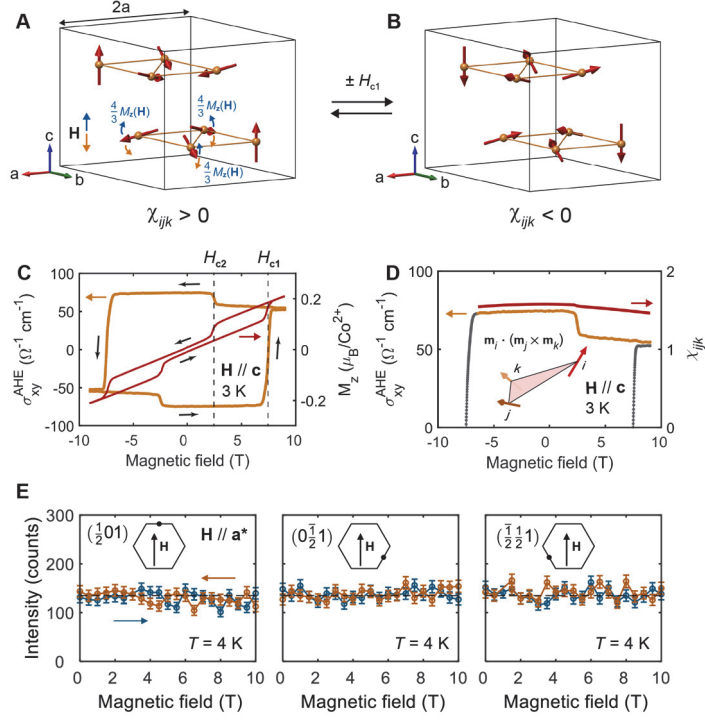


Fig. 4. The effect of the out-of-plane and in-plane magnetic field on the tetrahedral triple-Q ordering in $\text{Co}_{1/3}\text{TaS}_2$. (A)-(B) A time-reversal pair of the tetrahedral spin configuration, having χ_{ijk} opposite to each other. The blue and orange arrows in (A) depict the generic canting of the tetrahedral ordering in $\text{Co}_{1/3}\text{TaS}_2$ by an out-of-plane magnetic field. (C) Comparison between the measured σ_{xy}^{AHE} (orange) and M_z (red) under the out-of-plane field at 3 K. (D) Comparison between the measured σ_{xy}^{AHE} (orange) at 3 K and χ_{ijk} (red) calculated from the M_z data in (C). (E) Intensities of the three magnetic Bragg peaks in Fig. 2(C) under an external magnetic field along the a^* direction.