

A Dirac-material-inspired non-linear electrodynamic model

M. J. Neves,^{1,*} Patricio Gaete,^{2,†} L. P. R. Ospedal,^{3,‡} and J. A. Helayël-Neto^{3,§}

¹*Departamento de Física, Universidade Federal Rural do Rio de Janeiro, BR 465-07, 23890-971, Seropédica, RJ, Brazil*

²*Departamento de Física and Centro Científico-Tecnológico de Valparaíso-CCTVal, Universidad Técnica Federico Santa María, Valparaíso, Chile*

³*Centro Brasileiro de Pesquisas Físicas, Rua Dr. Xavier Sigaud 150, Urca, Rio de Janeiro, Brasil, CEP 22290-180*

(Dated: March 7, 2023)

We propose and study the properties of a non-linear electrodynamic model that emerges inspired on the physics of Dirac materials. This new electrodynamic model is an extension of the one-loop corrected non-linear effective Lagrangian computed in the work of ref. [3]. In the particular regime of a strong magnetic and a weak electric field, it reduces to the photonic non-linear model worked out by the authors of ref. [3]. We pursue our investigation of the proposed model by analyzing properties of the permittivity and permeability tensors, the energy-momentum tensor and wave propagation effects in presence of a uniform magnetic background. It is shown that the electrodynamic here presented exhibits the vacuum birefringence phenomenon. Subsequently, we calculate the lowest-order modifications to the interaction energy, considering still the presence of a uniform external magnetic field. Our analysis is carried out within the framework of the gauge-invariant but path-dependent variables formalism. The calculation reveals a screened Coulomb-like potential with an effective electric charge that runs with the external magnetic field but, as expected for Dirac-type materials, the screening disappears whenever the external magnetic field is switched off.

Keywords: Dirac materials, Non-linear electrodynamic, Birefringence.

I. INTRODUCTION

As well-known, over the last decades, the area of quantum condensed matter physics and quantum field theory have become increasingly interconnected. This success is based on the fact that phenomena appearing in different systems are unified by common physical mechanisms [1, 2]. An illustrative example arises when one considers Weyl and Dirac semimetals, where it was shown in ref. [3] that quantum vacuum non-linear effects contribute to the experimentally observed high field magnetization. These effects have their origin in the well-known result due to Heisenberg and Euler [4].

In this context, it may be recalled that the subject of quantum vacuum non-linearities has been of great interest since the pioneering work by Euler and Heisenberg [4]. In fact, in the case of non-linear electrodynamic models that appear as effective descriptions by summing up electron-positron quantum effects, the polarizable medium is the Quantum Electrodynamics (QED) vacuum, made up of virtual electrons and positrons. That is the case of the Euler-Heisenberg effective model. Incidentally, it is of interest to notice that Schwinger later confirmed this remarkable quantum prediction of light-by-light scattering from QED [5].

In this connection, we call attention to the fact that one of the striking physical effects of the Heisenberg and Euler result has been vacuum birefringence. In other

words, the quantum vacuum when is stressed by external electromagnetic fields behaves as if it were a birefringent material medium, which has been emphasized from different perspectives [6–11]. However, this optical phenomenon has not yet been confirmed. Mention should be made, at this point, to recent results from ATLAS and CMS collaborations at the Large Hadron Collider (LHC), which have reported on the high energy gamma-gamma pair emission from virtual gamma-gamma scattering in ultraperipheral Pb-Pb collisions [12–14]. It is worthy to emphasize here that, in these results, there is no modification of the optical properties of the vacuum [15]. We further mention that the coming of laser facilities has given rise to various proposals to probe quantum vacuum non-linearities [15–17].

Inspired by these observations, the purpose of this paper is to further elaborate on the physical content of the non-linear one-loop corrected effective electrodynamic discussed in ref. [3]. Of special interest will be to consider the non-linear electrodynamic for Dirac materials in the familiar language of standard quantum field theory. Along these lines, we establish a connection between condensed matter and quantum field effective theories. Evidently, these connections are of interest in providing unifications among diverse models. We clarify that the model we present in this contribution is not derived as an effective physics stemming from Dirac materials. What we actually do is to write down a Lagrangian density that extends the effective physics worked out in ref. [3] and recovers the latter in the special limit of a strong magnetic and weak electric field. Once the Dirac-material-inspired action is formulated, we obtain the field equations, conservation laws, as well as the properties of the medium due to non-linear contributions. Next, we study the propagation effects of this non-linear electrodynamic

* mariojr@ufrj.br

† patricio.gaete@usm.cl

‡ leoopr@cbpf.br

§ helayel@cbpf.br

ics under an external and uniform magnetic field. We add the prescription of linearization expanding the Lagrangian density of the theory up to second order in the propagating fields. Thereby, we are able to extract the birefringence phenomenon in some Dirac materials. At last, to make contact with the discussion of the Coulomb screening that occurs in Dirac materials [18], we calculate the interaction energy in Dirac materials under an uniform magnetic field via path-dependent variables formalism, and show that an effective charge comes out that depends on the external magnetic field.

The organization of the paper is as follows: In Section II, we introduce a new non-linear electrodynamics for Dirac materials and analyze aspects such as equations of motion, the permittivity and permeability tensors and the corresponding energy- momentum tensor. In Section III, we study wave propagation effects under a uniform magnetic background. In Section IV, we consider the birefringence phenomenon for this new electrodynamics. In Section V, we compute the interaction energy for this electrodynamics under an uniform magnetic field. Our discussion is accomplished using the gauge-invariant but path-dependent variables formalism, which is an alternative to the usual Wilson loop approach. Finally, some concluding comments and considerations are cast in Section VI.

Throughout this work, we adopt natural units $\hbar = c = 1$ with $4\pi\epsilon_0 = 1$, and the Minkowski metric $\eta^{\mu\nu} = \text{diag}(+1, -1, -1, -1)$. The electric and magnetic fields have squared-energy mass dimension, where the conversion of Volt/m and Tesla (T) to the natural system is given by $1 \text{ Volt/m} = 2.27 \times 10^{-24} \text{ GeV}^2$ and $1 \text{ T} = 6.8 \times 10^{-16} \text{ GeV}^2$, respectively.

II. A NON-LINEAR ELECTRODYNAMICS FOR DIRAC MATERIALS

As was shown in the work [3], the authors computed the non-linear one-loop contribution for a Dirac material, given by the effective Lagrangian density:

$$\mathcal{L}_{DM} \simeq \frac{\Delta}{24\pi^2\lambda_D^3} \left[\frac{(\mathbf{e} \cdot \mathbf{b})^2}{|\mathbf{b}|} + \mathbf{b}^2 \ln(|\mathbf{b}|) \right], \quad (1)$$

in the regime of a strong magnetic field and a weak electric field. In expression (1), the dimensionless EM fields \mathbf{e} and \mathbf{b} depends on the fine structure constant $\alpha_D = e^2/v$ in the Dirac material :

$$\mathbf{e}(\alpha_D) = \frac{\mathcal{U}\mathbf{E}}{E_*(\alpha_D)}, \quad \mathbf{b}(\alpha_D) = \frac{\mathcal{U}^{-1}\mathbf{B}}{B_*(\alpha_D)}, \quad (2)$$

where $E_*(\alpha_D)$ and $B_*(\alpha_D)$ are, respectively, the critical Schwinger's electric and magnetic fields in the material, such that

$$E_*^2(\alpha_D) = v^2 B_*^2(\alpha_D) = \frac{\Delta}{\alpha_D \lambda_D^3} = \left(\frac{\Delta^2}{ev} \right)^2, \quad (3)$$

	$\Delta(\text{meV})$	α_D/α	$E_*(\text{eV}^2)$	$B_*(\text{eV}^2)$
QED	5×10^8	1	2.95×10^{12}	3.0×10^{12}
PbSnTe	31.5	580	6.58	3.8×10^{-3}
BiSb	7.75	188	0.13	24.4
TaAs	0	357	0	0

TABLE I. The comparison of the parameters for some materials and the QED. The fine structure constant in Dirac material (α_D) is defined in relation to QED (α), *i.e.*, $\alpha_D/\alpha = v^{-1}$.

and \mathcal{U} is a symmetric matrix with $\det(\mathcal{U}) = 1$. Thereby, the terms $\mathcal{U}\mathbf{E}$ and $\mathcal{U}^{-1}\mathbf{B}$ in (2) are linear combinations of \mathbf{E} and \mathbf{B} , respectively. The physical parameters from (1) are resumed here as : Δ is the material gap with energy dimension and $\lambda_D = v/\Delta$ is the Dirac wavelength in the material. The Dirac magneton is $\mu_D = ev^2/(2\Delta)$, that replaces the Bohr magneton in the theory. All these quantities depends on the nature of the material and are resumed, as example, for some materials in the table I where we have used the natural units.

We propose a general non-linear ED governed by the Lagrangian density

$$\mathcal{L}_{DM} = -\frac{\alpha_D}{24\pi^2} \mathcal{F} \ln \left[1 - \frac{2\mathcal{F}}{\beta^2} + \frac{2\mathcal{G}^2}{\beta^3\sqrt{-2\mathcal{F}}} \right], \quad (4)$$

where \mathcal{F} and \mathcal{G} are the Lorentz and gauge-invariants

$$\mathcal{F} = -\frac{1}{4} F_{\mu\nu}^2 = \frac{1}{2} (\mathbf{E}^2 - \mathbf{B}^2), \quad (5a)$$

$$\mathcal{G} = -\frac{1}{4} F_{\mu\nu} \tilde{F}^{\mu\nu} = \mathbf{E} \cdot \mathbf{B}, \quad (5b)$$

where \mathbf{E} and \mathbf{B} are the electric and magnetic fields, respectively. Using the approximation $|\mathbf{B}| \gg |\mathbf{E}|$, the Lagrangian density (4) is reduced to the expression (1). The β -parameter is identified as the Schwinger's electric field in the material,

$$\beta = \sqrt{\frac{\Delta}{\alpha_D \lambda_D^3}} = \frac{\Delta^2}{ev}. \quad (6)$$

If the magnitude of the magnetic field is $|\mathbf{B}| > |\mathbf{E}|$, the non-linear Lagrangian density (4) is real. Otherwise, if $|\mathbf{E}| > |\mathbf{B}|$, this theory can present complex terms in the logarithmic argument. Notice also that eq. (4) goes to zero in the limit $|\mathbf{E}| \rightarrow |\mathbf{B}|$.

We add the usual Maxwell Lagrangian to the non-linear electrodynamics in eq. (4) :

$$\mathcal{L} = \mathcal{F} - \frac{\alpha_D}{24\pi^2} \mathcal{F} \ln \left[1 - \frac{2\mathcal{F}}{\beta^2} + \frac{2\mathcal{G}^2}{\beta^3\sqrt{-2\mathcal{F}}} \right], \quad (7)$$

in which the usual Maxwell theory is recovered in the limit $\beta \rightarrow \infty$. The action principle applied to eq. (7) yields the field equation

$$\partial_\mu \left[\xi(\mathcal{F}, \mathcal{G}) F^{\mu\nu} + \chi(\mathcal{F}, \mathcal{G}) \tilde{F}^{\mu\nu} \right] = 0, \quad (8)$$

where the coefficients $\xi(\mathcal{F}, \mathcal{G})$ and $\chi(\mathcal{F}, \mathcal{G})$ are functions of \mathbf{E} and \mathbf{B} , according to

$$\xi(\mathcal{F}, \mathcal{G}) = 1 + \frac{\alpha_D}{48\pi^2} \frac{\sqrt{2}\mathcal{G}^2 + 4\beta\sqrt{-\mathcal{F}}\mathcal{F}}{\sqrt{2}\mathcal{G}^2 + \sqrt{-\mathcal{F}}\beta(-2\mathcal{F} + \beta^2)} - \frac{\alpha_D}{24\pi^2} \ln \left[1 - \frac{2\mathcal{F}}{\beta^2} + \frac{2\mathcal{G}^2}{\beta^3\sqrt{-2\mathcal{F}}} \right], \quad (9a)$$

$$\chi(\mathcal{F}, \mathcal{G}) = -\frac{\alpha_D}{6\pi^2} \frac{\mathcal{F}\mathcal{G}}{2\mathcal{G}^2 + \sqrt{-2\mathcal{F}}\beta(-\mathcal{F} + \beta^2)}. \quad (9b)$$

As in the usual case, the dual tensor $\tilde{F}^{\mu\nu} = \epsilon^{\mu\nu\alpha\beta} F_{\alpha\beta}/2$ satisfies the Bianchi identity $\partial_\mu \tilde{F}^{\mu\nu} = 0$.

The modified Maxwell equations can be written in terms of the constitutive vectors,

$$\nabla \cdot \mathbf{D} = 0, \quad \nabla \times \mathbf{E} + \frac{\partial \mathbf{B}}{\partial t} = \mathbf{0}, \quad (10a)$$

$$\nabla \cdot \mathbf{B} = 0, \quad \nabla \times \mathbf{H} - \frac{\partial \mathbf{D}}{\partial t} = \mathbf{0}, \quad (10b)$$

where the components of \mathbf{D} and \mathbf{H} vectors are defined by $D_i = \epsilon_{ij}(\mathbf{E}, \mathbf{B}) E_j$ and $H_i = (\mu_{ij})^{-1}(\mathbf{E}, \mathbf{B}) B_j$, respectively. The permittivity symmetric tensor ϵ_{ij} and the inverse of the permeability tensor $(\mu_{ij})^{-1}$ are read below :

$$\epsilon_{ij}(\mathbf{E}, \mathbf{B}) = \left\{ 1 + \frac{\alpha_D}{48\pi^2} \frac{(\sqrt{2}\mathcal{G}^2 + 4\beta\sqrt{-\mathcal{F}}\mathcal{F})}{\sqrt{2}\mathcal{G}^2 + \sqrt{-\mathcal{F}}\beta(-2\mathcal{F} + \beta^2)} - \frac{\alpha_D}{24\pi^2} \ln \left[1 - \frac{2\mathcal{F}}{\beta^2} + \frac{2\mathcal{G}^2}{\beta^3\sqrt{-2\mathcal{F}}} \right] \right\} \delta_{ij} - \frac{\alpha_D}{6\pi^2} \frac{\mathcal{F} B_i B_j}{2\mathcal{G}^2 + \sqrt{-2\mathcal{F}}\beta(-\mathcal{F} + \beta^2)}, \quad (11a)$$

$$(\mu_{ij})^{-1}(\mathbf{E}, \mathbf{B}) = \left\{ 1 + \frac{\alpha_D}{48\pi^2} \frac{(\sqrt{2}\mathcal{G}^2 + 4\beta\sqrt{-\mathcal{F}}\mathcal{F})}{\sqrt{2}\mathcal{G}^2 + \sqrt{-\mathcal{F}}\beta(-2\mathcal{F} + \beta^2)} - \frac{\alpha_D}{24\pi^2} \ln \left[1 - \frac{2\mathcal{F}}{\beta^2} + \frac{2\mathcal{G}^2}{\beta^3\sqrt{-2\mathcal{F}}} \right] \right\} \delta_{ij} + \frac{\alpha_D}{6\pi^2} \frac{\mathcal{F} E_i E_j}{2\mathcal{G}^2 + \sqrt{-2\mathcal{F}}\beta(-\mathcal{F} + \beta^2)}. \quad (11b)$$

The inverse of the matrix (11b) yields the permeability tensor

$$\mu_{ij} = \frac{1}{1+a} \left[\delta_{ij} - \frac{b E_i E_j}{1+a+b\mathbf{E}^2} \right], \quad (12)$$

in which, for convenience, we define

$$a = \frac{\alpha_D}{48\pi^2} \frac{\sqrt{2}\mathcal{G}^2 + 4\beta\sqrt{-\mathcal{F}}\mathcal{F}}{\sqrt{2}\mathcal{G}^2 + \beta\sqrt{-\mathcal{F}}(-2\mathcal{F} + \beta^2)} - \frac{\alpha_D}{24\pi^2} \ln \left[1 - \frac{2\mathcal{F}}{\beta^2} + \frac{2\mathcal{G}^2}{\beta^3\sqrt{-2\mathcal{F}}} \right], \quad (13a)$$

$$b = \frac{\alpha_D}{6\pi^2} \frac{\mathcal{F}}{2\mathcal{G}^2 + \beta\sqrt{-2\mathcal{F}}(-\mathcal{F} + \beta^2)}. \quad (13b)$$

In the optical basis of the EM field, the permittivity and permeability tensors can be diagonalized by an $SO(3)$

transformation in which the diagonal elements are given by the corresponding eigenvalues :

$$\lambda_{1\epsilon} = \lambda_{2\epsilon} = 1 + a, \quad \lambda_{3\epsilon} = 1 + a - b\mathbf{B}^2, \quad (14a)$$

$$\lambda_{1\mu} = \lambda_{2\mu} = \frac{1}{1+a}, \quad \lambda_{3\mu} = \frac{1}{1+a+b\mathbf{E}^2}. \quad (14b)$$

Thereby, the positive conditions for the eigenvalues $1 + a > 0$, $1 + a - b\mathbf{B}^2 > 0$ and $1 + a + b\mathbf{E}^2 > 0$ insure that the previous tensors are positive.

The energy-momentum tensor associated with the equations (10a) and (10b) reads as below:

$$\Theta^{\mu\rho} = \xi(\mathcal{F}, \mathcal{G}) F^{\mu\nu} F_\nu{}^\rho + \eta^{\mu\rho} [\chi(\mathcal{F}, \mathcal{G}) \mathcal{G} - \mathcal{L}]. \quad (15)$$

that satisfies the conservation law $\partial_\mu \Theta^{\mu\rho} = 0$. The conserved components of the energy-momentum tensor are read

$$\Theta^{00} = \frac{1}{2} (\mathbf{E}^2 + \mathbf{B}^2) + \frac{\alpha_D}{48\pi^2} \frac{(\sqrt{2}\mathcal{G}^2 + 4\beta\sqrt{-\mathcal{F}}\mathcal{F}) \mathbf{E}^2}{\sqrt{2}\mathcal{G}^2 + \sqrt{-\mathcal{F}}\beta(-2\mathcal{F} + \beta^2)} - \frac{\alpha_D}{24\pi^2} \ln \left[1 - \frac{2\mathcal{F}}{\beta^2} + \frac{2\mathcal{G}^2}{\beta^3\sqrt{-2\mathcal{F}}} \right] \mathbf{E}^2 - \frac{\alpha_D}{6\pi^2} \frac{\mathcal{F} (\mathbf{E} \cdot \mathbf{B})^2}{2\mathcal{G}^2 + \sqrt{-2\mathcal{F}}\beta(-\mathcal{F} + \beta^2)}, \quad (16a)$$

$$\Theta^{0i} = \left\{ 1 + \frac{\alpha_D}{48\pi^2} \frac{\sqrt{2}\mathcal{G}^2 + 4\beta\sqrt{-\mathcal{F}}\mathcal{F}}{\sqrt{2}\mathcal{G}^2 + \sqrt{-\mathcal{F}}\beta(-2\mathcal{F} + \beta^2)} - \frac{\alpha_D}{24\pi^2} \ln \left[1 - \frac{2\mathcal{F}}{\beta^2} + \frac{2\mathcal{G}^2}{\beta^3\sqrt{-2\mathcal{F}}} \right] \right\} (\mathbf{E} \times \mathbf{B})^i. \quad (16b)$$

The result (16a) requires that $|\mathbf{B}| > |\mathbf{E}|$, thus the energy density and the Poynting vector are real. The same condition must be imposed for the eigenvalues (14a) and (14b) be real. All the results of the usual and linear Maxwell ED are recovered in the limit $\beta \rightarrow \infty$.

In the electrostatic case, we consider $\mathbf{B} = \mathbf{0}$ in the previous equations. For a point-like charge, $\rho(\mathbf{r}) = Q \delta(\mathbf{r})$, and the Gauss law yields $\mathbf{D} = Q \hat{\mathbf{r}}/r^2$. Using the permittivity tensor for $\mathbf{B} = \mathbf{0}$, the electrostatic field (E) satisfies the following equation :

$$E \left[1 + \frac{\alpha_D}{24\pi^2} \frac{E^2}{\beta^2 - E^2} - \frac{\alpha_D}{24\pi^2} \ln \left(1 - \frac{E^2}{\beta^2} \right) \right] = \frac{Q}{r^2} \quad (17)$$

Notice that the limit $\beta \rightarrow \infty$ reduces (17) to the usual electrostatic field of a point-charge. We solve numerically the equation (17) to obtain the plot (1). The figure shows the dimensionless variable E/β (electric field for like-point charge over the β -parameter) versus $x = r\sqrt{\beta}$ (radial distance times the squared root of β -parameter) for the Dirac material PbSnTe. In this plot, we use the fundamental charge in natural units $Q = e = 0.085$, and $\alpha_D = 580/137 = 4.23$.

The electric field is finite at the origin ($r \rightarrow 0$), and it is given by the critical electric field of the material, *i. e.*, $E(r=0) = \beta = 6.58 \text{ eV}^2$ (in the case of PbSnTe). This behavior is similar for the BiSb. The energy density in

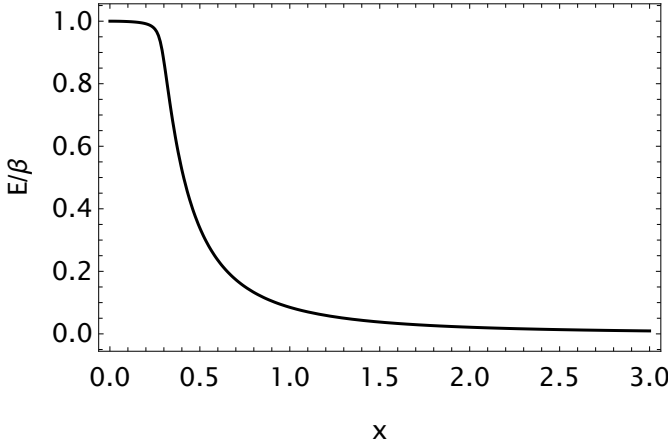


FIG. 1. The dimensionless variable E/β versus $x = r\sqrt{\beta}$ for the Dirac material PbSnTe.

the electrostatic case is

$$u_E = \frac{1}{2} \mathbf{E}^2 \left[1 + \frac{\alpha_D}{12\pi^2} \frac{\mathbf{E}^2}{\beta^2 - \mathbf{E}^2} - \frac{\alpha_D}{12\pi^2} \ln \left(1 - \frac{\mathbf{E}^2}{\beta^2} \right) \right], \quad (18)$$

that is positive if $\beta > |\mathbf{E}|$, and the total electrostatic energy is

$$U = 2\pi \int_0^\infty \mathbf{E}^2 r^2 dr. \quad (19)$$

Using the expression of the electric field for a like-point charge in (17), we solve numerically the integral (19) to obtain the finite electron's self-energy

$$U = 713.16 \text{ MeV for QED}, \quad (20a)$$

$$U = 1.065 \text{ eV for PbSnTe}, \quad (20b)$$

$$U = 0.15 \text{ eV for BiSb}. \quad (20c)$$

III. WAVE PROPAGATION PROPERTIES IN A UNIFORM MAGNETIC BACKGROUND

We now examine wave propagation effects under a uniform magnetic field for the non-linear ED (7). Following a similar procedure of ref. [19], we start off our analysis by introducing a prescription for the external and uniform magnetic field through the gauge 4-potential $A_\mu = a_\mu + A_{B\mu}$, where a_μ is interpreted as the propagation 4-potential, and $A_{B\mu}$ is the potential associated with the external and uniform magnetic field \mathbf{B}_0 . Consequently, the EM field-strength tensor is also decomposed as $F_{\mu\nu} = f_{\mu\nu} + F_{B\mu\nu}$, in which $f^{\mu\nu} = \partial^\mu a^\nu - \partial^\nu a^\mu = (-e^i, -\epsilon^{ijk} b^k)$ denotes the EM field strength tensor of the propagating fields, whereas $F_B^{\mu\nu} = \partial^\mu A_B^\nu - \partial^\nu A_B^\mu = (0, -\epsilon^{ijk} B_0^k)$ corresponds to the field strength of the magnetic background. Using this prescription, the Lagrangian density (7) up to second order in the propaga-

tion gauge field leads to

$$\mathcal{L}_{model}^{(2)} = -\frac{1}{4} c_1 f_{\mu\nu}^2 - \frac{1}{4} c_2 f_{\mu\nu} \tilde{f}^{\mu\nu} + \frac{1}{8} Q_{B\mu\nu\kappa\lambda} f^{\mu\nu} f^{\kappa\lambda}, \quad (21)$$

where $\tilde{f}_{\mu\nu} = \epsilon_{\mu\nu\alpha\beta} f^{\alpha\beta}/2$ is the propagation field strength dual tensor, the tensor $Q_{B\mu\nu\kappa\lambda}$ evaluated at the background (B) is defined by

$$Q_{B\mu\nu\kappa\lambda} = d_1 F_{B\mu\nu} F_{B\kappa\lambda} + d_2 \tilde{F}_{B\mu\nu} \tilde{F}_{B\kappa\lambda} + d_3 F_{B\mu\nu} \tilde{F}_{B\kappa\lambda} + d_3 \tilde{F}_{B\mu\nu} F_{B\kappa\lambda}, \quad (22)$$

and $\tilde{F}_{B\mu\nu} = \epsilon_{\mu\nu\alpha\beta} F_B^{\alpha\beta}/2$ is the dual tensor of the background. The coefficients of the expansion c_i ($i = 1, 2$) and d_i ($i = 1, 2, 3$) are given by

$$c_1 = \left. \frac{\partial \mathcal{L}}{\partial \mathcal{F}} \right|_{\mathbf{B}_0}, \quad c_2 = \left. \frac{\partial \mathcal{L}}{\partial \mathcal{G}} \right|_{\mathbf{B}_0}, \quad d_1 = \left. \frac{\partial^2 \mathcal{L}}{\partial \mathcal{F}^2} \right|_{\mathbf{B}_0},$$

$$d_2 = \left. \frac{\partial^2 \mathcal{L}}{\partial \mathcal{G}^2} \right|_{\mathbf{B}_0}, \quad d_3 = \left. \frac{\partial^2 \mathcal{L}}{\partial \mathcal{F} \partial \mathcal{G}} \right|_{\mathbf{B}_0}, \quad (23)$$

For the particular model in eq. (7), we obtain the coefficients in a magnetic background :

$$c_1 = 1 - \frac{\alpha_D}{24\pi^2} \frac{\mathbf{B}_0^2}{\beta^2 + \mathbf{B}_0^2} - \frac{\alpha_D}{24\pi^2} \ln \left(1 + \frac{\mathbf{B}_0^2}{\beta^2} \right),$$

$$c_2 = 0, \quad d_1 = \frac{\alpha_D}{12\pi^2} \frac{\mathbf{B}_0^2 + 2\beta^2}{(\mathbf{B}_0^2 + \beta^2)^2},$$

$$d_2 = \frac{\alpha_D}{24\pi^2} \frac{|\mathbf{B}_0|/\beta}{\mathbf{B}_0^2 + \beta^2}, \quad d_3 = 0. \quad (24)$$

Substituting the non-null coefficients of the expansion, the Lagrangian density (21) has the following terms

$$\mathcal{L}^{(2)} = -\frac{1}{4} c_1 f_{\mu\nu}^2 + \frac{d_1}{8} (F_{B\mu\nu} f^{\mu\nu})^2 + \frac{d_2}{8} (\tilde{F}_{B\mu\nu} f^{\mu\nu})^2. \quad (25)$$

The action principle applied to the Lagrangian density (25) yields the field equation

$$\partial^\mu \left[c_1 f_{\mu\nu} - \frac{d_1}{2} F_{B\mu\nu} (F_{B\kappa\lambda} f^{\kappa\lambda}) - \frac{d_2}{2} \tilde{F}_{B\mu\nu} (\tilde{F}_{B\kappa\lambda} f^{\kappa\lambda}) \right] = 0, \quad (26)$$

and the dual tensor $\tilde{f}^{\mu\nu}$ satisfies the Bianchi identity $\partial_\mu \tilde{f}^{\mu\nu} = 0$. For the analysis of the propagation effects, we consider the Lagrangian density (25). The correspondent field equation are similar to eqs. (10a) and (10b), just exchanging (\mathbf{E}, \mathbf{B}) by (\mathbf{e}, \mathbf{b}) , where $\mathbf{D} = \epsilon_{ij}(\mathbf{B}_0) e_j$ and $\mathbf{H} = (\mu_{ij})^{-1}(\mathbf{B}_0) b_j$, in which the permittivity and the permeability tensors are functions of the magnetic background components :

$$\epsilon_{ij}(\mathbf{B}_0) = \delta_{ij} + \frac{d_2}{c_1} B_{0i} B_{0j}, \quad (27a)$$

$$\mu_{ij}(\mathbf{B}_0) = \delta_{ij} + \frac{d_1 B_{0i} B_{0j}}{c_1 - d_1 B_0^2}. \quad (27b)$$

The eigenvalues of the permittivity and permeability matrices are given by

$$\lambda_{1\epsilon} = \lambda_{2\epsilon} = 1, \quad \lambda_{3\epsilon}(\mathbf{B}_0) = 1 + \frac{d_2}{c_1} \mathbf{B}_0^2, \quad (28a)$$

$$\lambda_{1\mu} = \lambda_{2\mu} = 1, \quad \lambda_{3\mu}(\mathbf{B}_0) = \frac{c_1}{c_1 - d_1 \mathbf{B}_0^2}. \quad (28b)$$

In the limit $\beta \rightarrow \infty$, the matrices (27a) and (27b) reduce to identity matrix, and the eigenvalues go to one. Note that these limits are also recovered by turning off the magnetic background field. The permittivity matrix is positive for any background magnitude, while that the permeability matrix is positive if we impose the conditions $c_1 > 0$ and $c_1 > d_1 \mathbf{B}_0^2$. Under these conditions, the material medium behaves like a paramagnetic material. Using the relations $\epsilon_{ij} = \delta_{ij} + \chi_{Eij}$ and $\mu_{ij} = \delta_{ij} + \chi_{Mij}$, the electric and magnetic susceptibility tensors are, respectively, read below :

$$\chi_{Eij}(\mathbf{B}_0) = \frac{d_2}{c_1} B_{0i} B_{0j}, \quad (29a)$$

$$\chi_{Mij}(\mathbf{B}_0) = \frac{d_1 B_{0i} B_{0j}}{c_1 - d_1 \mathbf{B}_0^2}. \quad (29b)$$

In addition, the eigenvalues of the susceptibility matrices are given by

$$\chi_{1E} = \chi_{2E} = 0, \quad \chi_{3E}(\mathbf{B}_0) = \frac{d_2}{c_1} \mathbf{B}_0^2, \quad (30a)$$

$$\chi_{1M} = \chi_{2M} = 0, \quad \chi_{3M}(\mathbf{B}_0) = \frac{1}{c_1 - d_1 \mathbf{B}_0^2}, \quad (30b)$$

where the magnetic susceptibility is positive if we also impose the condition $c_1 > d_1 \mathbf{B}_0^2$.

Contracting the field eq. (26) with $f_{\nu\alpha}$ and using the Bianchi identity, we obtain the conservation law

$$\partial_\mu \Theta^\mu{}_\alpha = 0, \quad (31)$$

with the following energy-momentum tensor

$$\begin{aligned} \Theta^\mu{}_\alpha &= c_1 f^{\mu\nu} f_{\nu\alpha} - \frac{d_1}{2} (F_B^{\mu\nu} f_{\nu\alpha})(F_{B\kappa\lambda} f^{\kappa\lambda}) \\ &\quad - \frac{d_2}{2} (\tilde{F}_B^{\mu\nu} f_{\nu\alpha})(\tilde{F}_{B\kappa\lambda} f^{\kappa\lambda}) - \delta^\mu{}_\alpha \mathcal{L}^{(2)}. \end{aligned} \quad (32)$$

Notice that the eq. (31) is due to the uniform magnetic background field. The conserved components of the energy-momentum tensor are $\Theta^{\mu 0} = (\Theta^{00}, \Theta^{i0})$ in which the energy density and the Poynting vector components can be written as

$$\Theta^{00} = \frac{1}{2} \epsilon_{ij}(\mathbf{B}_0) e_i e_j + \frac{1}{2} (\mu_{ij})^{-1}(\mathbf{B}_0) b_i b_j, \quad (33a)$$

$$\begin{aligned} \Theta^{i0} &= c_1 (\mathbf{e} \times \mathbf{b})^i + d_1 (\mathbf{e} \cdot \mathbf{E}) (\mathbf{e} \times \mathbf{B})^i \\ &\quad - d_1 (\mathbf{b} \cdot \mathbf{B}) (\mathbf{e} \times \mathbf{B})^i - d_2 (\mathbf{e} \cdot \mathbf{B}) (\mathbf{e} \times \mathbf{E})^i \\ &\quad - d_2 (\mathbf{b} \cdot \mathbf{E}) (\mathbf{e} \times \mathbf{E})^i. \end{aligned} \quad (33b)$$

Thereby, the energy density is so positive if it also satisfies the condition $c_1 > d_1 \mathbf{B}_0^2$.

The plane wave solutions for the propagating fields \mathbf{e} and \mathbf{b} are given in the usual form :

$$\mathbf{e}(\mathbf{r}, t) = \mathbf{e}_0 e^{i(\mathbf{k} \cdot \mathbf{r} - \omega t)} \quad \text{and} \quad \mathbf{b}(\mathbf{r}, t) = \mathbf{b}_0 e^{i(\mathbf{k} \cdot \mathbf{r} - \omega t)} \quad (34)$$

in which the electric \mathbf{e}_0 and magnetic \mathbf{b}_0 amplitudes are related by the Faraday's law as $\mathbf{b}_0 = (\mathbf{k} \times \mathbf{e}_0)/\omega$, where \mathbf{k} denotes the wave vector, and ω is the frequency. Substituting these solutions in the field equations, the wave equation of the electric amplitude is

$$M_{ij} e_{0j} = 0, \quad (35)$$

in which the matrix elements of M_{ij} are written as

$$\begin{aligned} M_{ij} &= \left[1 - \mathbf{n}^2 + \frac{d_1}{c_1} (\mathbf{n} \times \mathbf{B}_0)^2 \right] \delta_{ij} + \\ &\quad + \left(1 - \frac{d_1}{c_1} \mathbf{B}_0^2 \right) n_i n_j + \left(\frac{d_2}{c_1} - \frac{d_1}{c_1} \mathbf{n}^2 \right) B_{0i} B_{0j} \\ &\quad + \frac{d_1}{c_1} (\mathbf{B}_0 \cdot \mathbf{n}) (B_{0i} n_j + B_{0j} n_i), \end{aligned} \quad (36)$$

where we have defined $\mathbf{n} = \mathbf{k}/\omega$. The null determinant $\det(M) = 0$ yields the \mathbf{n} -polynomial equation

$$\begin{aligned} &\left[1 - \mathbf{n}^2 + \frac{d_1}{c_1} (\mathbf{n} \times \mathbf{B}_0)^2 \right] \times \\ &\times \left[\left(1 + \frac{d_2}{c_1} \mathbf{B}_0^2 \right) (1 - \mathbf{n}^2) + \frac{d_2}{c_1} (\mathbf{n} \times \mathbf{B}_0)^2 \right] = 0, \end{aligned} \quad (37)$$

whose solutions provide two possible refractive indices

$$n_1 = \sqrt{\frac{c_1}{c_1 - d_1 (\mathbf{B}_0 \times \hat{\mathbf{k}})^2}}, \quad (38a)$$

$$n_2 = \sqrt{\frac{c_1 + d_2 \mathbf{B}_0^2}{c_1 + d_2 (\mathbf{B}_0 \cdot \hat{\mathbf{k}})^2}}. \quad (38b)$$

Using the coefficients from (24), the refractive indices are functions of the angle θ between the magnetic background field and wave propagation direction $\hat{\mathbf{k}}$. In the limit $\beta \rightarrow \infty$, both the refractive index go to one. Moreover, in the regime of a strong magnetic field ($|\mathbf{B}_0| \gg \beta$), the first solution is $n_1 \simeq 1$, and the second refractive index depends only on the θ -angle

$$n_2 \simeq |\sec \theta|. \quad (39)$$

For the TaAs Dirac material listed in the table (I), $\beta \rightarrow 0$, and the refractive index have the same results, $n_1 = 1$ and $n_2 = |\sec \theta|$, respectively. In the case of the QED, we consider $\alpha_D = \alpha = 0.0073$, and in this approximation, the refractive index are given by

$$n_1 \simeq 1 + \frac{\alpha}{24\pi^2} \frac{\mathbf{B}_0^2 + 2\beta^2}{(\mathbf{B}_0^2 + \beta^2)^2} (\hat{\mathbf{k}} \times \mathbf{B}_0)^2, \quad (40a)$$

$$n_2 \simeq 1 + \frac{\alpha}{24\pi^2} \frac{|\mathbf{B}_0|}{\beta} \frac{(\hat{\mathbf{k}} \times \mathbf{B}_0)^2}{\mathbf{B}_0^2 + \beta^2}. \quad (40b)$$

In the regime of a strong magnetic field, the refraction index in the QED are reduced to the results :

$$n_1 \simeq 1 + \frac{\alpha}{24\pi^2} \sin^2 \theta , \quad (41a)$$

$$n_2 \simeq 1 + \frac{\alpha}{24\pi^2} \frac{|\mathbf{B}_0|}{\beta} \sin^2 \theta . \quad (41b)$$

The first solution does not depend on the magnitude of the magnetic background, and it is function of the θ -angle. This conclusion shows that the correspondent dispersion relations does not depend on the magnitude of the magnetic background field in the regime of a strong background, and it depends only on the θ -angle.

IV. BIREFRINGENCE PHENOMENON IN A UNIFORM MAGNETIC BACKGROUND

We now consider the birefringence phenomenon, which rises from the wave propagation associated with different amplitudes. In this case, we consider the magnetic background on the z -direction, *i.e.*, $\mathbf{B}_0 = B_0 \hat{\mathbf{z}}$, and in the first situation, the plane wave solution for the electric field has an amplitude parallel to the magnetic background, where $\mathbf{e}(\mathbf{r}, t) = e_{03} \hat{\mathbf{z}} e^{i(\mathbf{k}\cdot\mathbf{r} - \omega t)}$. Using this solution, the wave equation can be written as

$$\left[\frac{\mathbf{k}^2}{\omega^2} - \epsilon_{33}(B_0) \mu_{22}(B_0) \right] e_{03} = 0 , \quad (42)$$

in which the correspondent refractive index is

$$n_{\parallel}(B_0) = \sqrt{\mu_{22}(B_0) \epsilon_{33}(B_0)} = \sqrt{1 + \frac{d_2}{c_1} B_0^2} . \quad (43)$$

The second situation happens when the plane wave has amplitude perpendicular to the magnetic background, such that $\mathbf{e}(\mathbf{r}, t) = e_{02} \hat{\mathbf{y}} e^{i(\mathbf{k}\cdot\mathbf{r} - \omega t)}$. In this case, the wave equation is

$$\left[\frac{\mathbf{k}^2}{\omega^2} - \epsilon_{22}(B_0) \mu_{33}(B_0) \right] e_{02} = 0 , \quad (44)$$

with the refractive index

$$n_{\perp}(B_0) = \sqrt{\mu_{33}(B_0) \epsilon_{22}(B_0)} = \sqrt{\frac{c_1}{c_1 - d_1 B_0^2}} . \quad (45)$$

The birefringence phenomena rises from the difference

$$\Delta n(B_0) = n_{\parallel}(B_0) - n_{\perp}(B_0) \neq 0 . \quad (46)$$

Therefore, the birefringence does not occur if we constraint the condition

$$\mu_{22}(B_0) \epsilon_{33}(B_0) = \epsilon_{22}(B_0) \mu_{33}(B_0) , \quad (47)$$

and using the 22 and 33 components from eqs. (27a) and (27b), we obtain the relation :

$$d_2 - d_1 = \frac{d_1 d_2}{c_1} B_0^2 . \quad (48)$$

In the limit $\beta \rightarrow \infty$, the birefringence disappears in eq. (46). For $\beta \gg B_0$, this difference is residual in $(B_0/\beta)^2$,

$$\Delta n(B_0) \simeq -\frac{\alpha_D}{12\pi^2} \left(\frac{B_0}{\beta} \right)^2 . \quad (49)$$

The plot of Δn versus the dimensionless variable $x = B_0/\beta$ is illustrated in the fig. (2), for the Dirac materials from the table I : BiSb (blue line) and PbSnTe (red line). The lines intercept the horizontal axis where the birefringence is null in accord with the condition (48). Using the coefficients (24) and the physical parameters in the table I, we obtain the magnitude of the magnetic background field for the QED and the Dirac materials in which the birefringence is null :

$$B_0 = 4.0 \text{ MeV}^2 = 5.6 \text{ GT for QED} , \quad (50a)$$

$$B_0 = 8.90 \text{ eV}^2 = 12 \text{ mT for PbSnTe} , \quad (50b)$$

$$B_0 = 0.18 \text{ eV}^2 = 0.25 \text{ mT for BiSb} . \quad (50c)$$

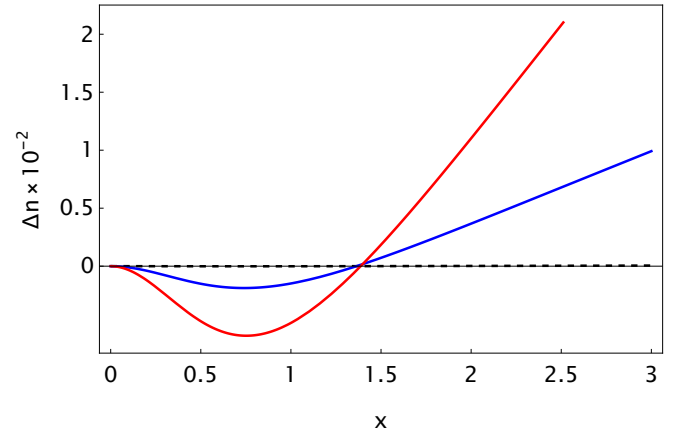


FIG. 2. The variation of the refractive index (Δn) versus the dimensionless variable $x = B_0/\beta$ for the Dirac materials BiSb (blue line) and PbSnTe (red line).

Otherwise, the condition (46) is kept for values of B_0 different from the results (50a)-(50c).

V. INTERACTION ENERGY FOR AN ELECTRODYNAMICS IN DIRAC MATERIALS UNDER A UNIFORM MAGNETIC FIELD

As already expressed, here we calculate the interaction energy between static point-like sources for an electrodynamics in Dirac materials under a uniform magnetic field, along the lines of refs. [20–24]. To do that, we compute the expectation value of the energy operator H in the physical state $|\Phi\rangle$, which we write as $\langle H \rangle_{\Phi}$.

In this perspective, our aim here is to evaluate to the lowest-order the interaction energy. For this purpose, we linearize the effective theory (7) in a similar manner to that which led to the eq. (25). Furthermore, in what

follows, we confine our attention to the case of a pure and uniform magnetic background ($\mathbf{E} = \mathbf{0}$), as in the section III. In such a case, we back to the effective Lagrangian density in eq. (25).

We now carry out a Hamiltonian analysis of this theory. The canonical momenta following from eq. (25) are

$$\Pi^\mu = -c_1 f^{0\mu} + \frac{d_1}{2} F_B^{\rho\sigma} f_{\rho\sigma} F_B^{0\mu} + \frac{d_2}{2} \tilde{F}_B^{\rho\sigma} f_{\rho\sigma} \tilde{F}_B^{0\mu}, \quad (51)$$

which produces the usual primary constraint $\Pi^0 = 0$, and $\Pi_i = c_1 \left(\delta_{ij} + \frac{d_2}{c_1} B_{0i} B_{0j} \right) e_j$.

Making use of this last equation, we readily verify that the electric field associated to the a^μ -field takes the form

$$e_i = \frac{1}{c_1 \det D} \left(\delta_{ij} \det D - \frac{d_2}{c_1} B_{0i} B_{0j} \right) \Pi_j. \quad (52)$$

Here $\det D = 1 + \frac{d_2}{c_1} \mathbf{B}_0^2$, where \mathbf{B}_0 represents the external (background) magnetic field around which the a^μ -field fluctuates.

The canonical Hamiltonian is now obtained in the usual way by a Legendre transformation to obtain

$$H_C = \int d^3x \left[\Pi_i \partial^i a_0 + \frac{\mathbf{\Pi}^2}{2c_1} + \frac{c_1}{2} \mathbf{b}^2 - \frac{d_1}{2} (\mathbf{B}_0 \cdot \mathbf{b})^2 \right] - \int d^3x \frac{d_2}{2c_1^2 \det D} (\mathbf{B}_0 \cdot \mathbf{\Pi})^2. \quad (53)$$

It can be quickly checked that the preservation in time of the primary constraint, Π_0 , leads to the secondary constraint $\Gamma_1 \equiv \partial_i \Pi^i = 0$ (Gauss constraint). In this case, there are two constraints, which are first-class ones. According to the general theory, we obtain the extended Hamiltonian, which generates translations in time, by adding all the first-class constraints with arbitrary coefficients to the canonical Hamiltonian. Accordingly, we write

$$H = H_C + \int d^3x [c_0(x) \Pi_0(x) + c_1(x) \Gamma_1(x)], \quad (54)$$

where $c_0(x)$ and $c_1(x)$ are arbitrary functions of the space-time coordinates. Since $\Pi^0 = 0$ always, neither a^0 nor Π^0 are of interest in describing the system and may be excluded from the theory. Thus the variables a^0 and Π^0 play no role in the theory. If a new arbitrary coefficient $c(x) = c_1(x) - a_0(x)$ is introduced the Hamiltonian may be rewritten in the form

$$H = \int d^3x \left[c(x) \partial^i \Pi_i + \frac{\mathbf{\Pi}^2}{2c_1} + \frac{c_1}{2} \mathbf{b}^2 - \frac{d_1}{2} (\mathbf{B}_0 \cdot \mathbf{b})^2 \right] - \int d^3x \frac{d_2}{2c_1^2 \det D} (\mathbf{B}_0 \cdot \mathbf{\Pi})^2. \quad (55)$$

Since there is one first constraint, Γ_1 , we choose a gauge-fixing condition that will make the full set of constraints to become second class. To do this, we adopt the

gauge discussed previously [20], that is,

$$\Gamma_2(x) \equiv \int_{C_{\zeta^x}} dz^\nu a_\nu(z) \equiv \int_0^1 d\lambda x^i a_i(\lambda x) = 0. \quad (56)$$

Here λ ($0 \leq \lambda \leq 1$) is the parameter describing the space-like straight path $x^i = \zeta^i + \lambda(x - \zeta)^i$, and ζ^i is a fixed point (reference point). There is no essential loss of generality if we restrict our considerations to $\zeta^i = 0$. With such a choice, the fundamental Dirac bracket is given by

$$\{a_i(\mathbf{x}), \Pi^j(\mathbf{y})\}^* = \delta_i^j \delta^{(3)}(\mathbf{x} - \mathbf{y}) - \partial_i^x \int_0^1 d\lambda x^j \delta^{(3)}(\lambda \mathbf{x} - \mathbf{y}). \quad (57)$$

We now recall that the physical states $|\Phi\rangle$ are gauge-invariant. In this case, we may therefore write the stringy gauge-invariant state

$$|\Phi\rangle \equiv |\bar{\Psi}(\mathbf{y}) \Psi(\mathbf{y}')\rangle = \bar{\Psi}(\mathbf{y}) \exp \left[iq \int_{\mathbf{y}'}^{\mathbf{y}} dz^i a_i(z) \right] \Psi(\mathbf{y}') |0\rangle, \quad (58)$$

where the line integral is along a space-like path on a fixed time slice, q is the fermion charge and $|0\rangle$ is the physical vacuum state.

At this point, we have all the elements necessary for the calculation of the expectation value $\langle H \rangle_\Phi$. From the foregoing discussion we readily see that $\langle H \rangle_\Phi$ can therefore be written as follows

$$\langle H \rangle_\Phi = \langle H \rangle_0 + \langle H \rangle_\Phi^{(1)}, \quad (59)$$

where $\langle H \rangle_0 = \langle 0 | H | 0 \rangle$, whereas the $\langle H \rangle_0^{(1)}$ term is given by

$$\langle H \rangle_\Phi^{(1)} = \langle \Phi | \int d^3x \left[\frac{\mathbf{\Pi}^2}{2c_1} - \frac{d_2}{2c_1^2 \det D} (\mathbf{B}_0 \cdot \mathbf{\Pi})^2 \right] | \Phi \rangle, \quad (60)$$

Following our earlier procedure [23, 24], the static potential profile for two opposite charges located at \mathbf{y} and \mathbf{y}' then reads

$$V(L) = -\frac{q_{eff}^2(\mathbf{B}_0)}{4\pi} \frac{1}{L}, \quad (61)$$

where the effective charge is

$$q_{eff}(\mathbf{B}_0) = \frac{|q|}{\sqrt{c_1 + d_2 \mathbf{B}_0^2}}, \quad (62)$$

and $L \equiv |\mathbf{y} - \mathbf{y}'|$ is the distance that separates the two charges. We see, therefore, that at the lowest-order in our effective model, the introduction of the non-linearities induce redefinition in the charges. Whenever $|\mathbf{B}_0| \rightarrow 0$, the effective charge q_{eff} reduces to the usual q -charge. This result agrees with the absence of screening in the

Coulomb potential that is a characteristic of Dirac materials. Under an intense magnetic background, q_{eff} goes to zero, and consequently, the potential (61) signals a situation of free particles. The dimensionless quantity $\tilde{q} = q_{eff}/|q|$ is plotted as function of B_0/β in fig. (3), for the QED case (black line) and the Dirac materials BiSb (blue line) and PbSnTe (red line).

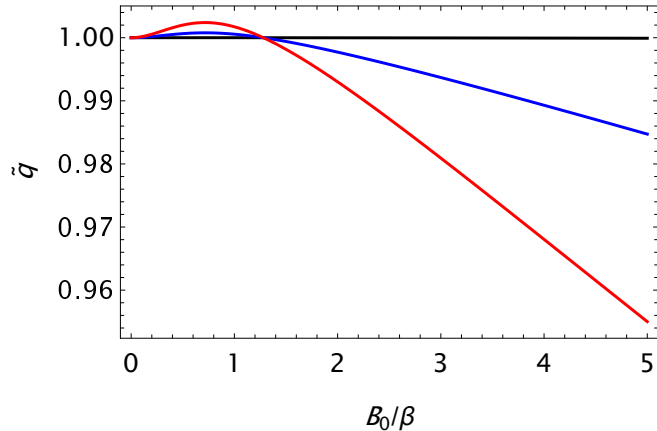


FIG. 3. The dimensionless effective charge \tilde{q} as function of the ratio B_0/β (magnetic background field over critical field) for the QED (black line), and for the Dirac materials BiSb (blue line) and PbSnTe (red line).

The QED curve is approximately horizontal since the contribution of the fine structure constant is very weak in this case. When the fine structure constant increases (that are the cases of the BiSb and PbSnTe), there arises a peak showed in the blue and red lines, respectively. In the case of the PbSnTe, the peak is localized at magnetic background $B_0 = 4.70 \text{ eV}^2$, where the effective charge is maximum at $q_{eff} = 0.3035$ for two electrons interacting under the potential (61).

VI. CONCLUDING COMMENTS AND CONSIDERATIONS

A non-linear electrodynamics (ED) similar to a non-linear logarithmic model is proposed in this paper as a possible formulation from which there follows the effective Lagrangian density in ref. [3], obtained from the one-loop radiative corrections for Dirac materials. The non-linear ED under consideration reduces to the situation presented in ref. [3] in the regime of a strong magnetic field related to electric field. The non-linear model introduces a critical electric field as a parameter that depends on the characteristics of the particular Dirac material.

The usual Maxwell electrodynamics is recovered in the limit in which the critical electric field goes to infinity. Using the non-linear Lagrangian density, we obtain the non-linear field equations, the permittivity and permeability tensors, and the correspondent energy momentum tensor of this theory. Afterwards, we study the aspects of the model when the system is submitted to an external (and uniform) magnetic field. We expand the non-linear Lagrangian up to fourth order in the propagating electromagnetic field. Thereby, the permittivity and permeability tensors are obtained in terms of the background magnetic field components. The refractive index are calculated as function of the critical field (β -parameter) of this non-linear theory, of the magnetic background, and also it depends on the angle (θ) in that the propagation direction does with magnetic background. In the regime of a strong magnetic background, one of the solutions for the refractive index depends only on the θ -angle. We investigate the birefringence phenomenon for the wave electric field propagating in this non-linear theory under a uniform magnetic background. We calculate numerically the magnetic background values for which birefringence does not take place; to do that, we must use physical characteristics of the particular Dirac material.

To conclude, we apply the path-dependent formalism to the linearized Lagrangian to obtain the interaction energy between two static point-like charges. There results a Coulomb-like potential with an effective charge that runs with the magnetic background field. For the Pb-SnTe Dirac material, the effective charge has a smooth peak at a magnetic field of 4.70 eV^2 , as illustrated in fig. 3.

Taking a forward-looking perspective, as a possible path to further exploit the effective photonic model in discussion here, we believe that a natural follow-up would be the inspection of the regime of vortex formation and the consequent study of the properties of the magnetic vortices governed by the set of the non-linear electromagnetic field equations. As a consequence of the non-linearity, charged vortices might naturally arise and investigating the dynamics of fermions in presence of such vortices may be a research question of interest in the context of Dirac materials.

VII. ACKNOWLEDGMENTS

L.P.R. Ospedal is grateful to FAPERJ for his post-doctoral fellowship. P. Gaete was partially supported by ANID PIA/APOYO AFB220004.

[1] N. Nagoya, *Quantum Field Theory in Condensed Matter Physics*, Springer, 1999.

[2] A. M. Tselik, *Quantum Field Theory in Condensed Matter Physics*, Cambridge, 2003.

- [3] Aydin C. Keser, Yuli Lyanda-Geller and Oleg P. Sushkov, Phys. Rev. Lett. **128**, 066402, 2022.
- [4] H. Euler and W. Heisenberg, Z. Phys. **98**, 714 (1936).
- [5] J. Schwinger, Phys. Rev. **82**, 664 (1951).
- [6] S.L. Adler, Ann. Phys. (N.Y.) **67**, 599 (1971).
- [7] V. Costantini, B. De Tollis, G. Pistoni, Nuovo Cimento A **2**, 733 (1971).
- [8] R. Ruffini, G. Vereshchagin, S.-S. Xue, Phys. Rep. **487**, 17140 (2010).
- [9] G.V. Dunne, Int. J. Mod. Phys. Conf. Ser. **14**, 42 (2012).
- [10] R. Battesti, C. Rizzo, Rep. Prog. Phys. **76**, 016401 (2013).
- [11] X. Sarazin, F. Couchot, A. Djannati-Ataï, O. Guilbaud, S. Kazamias, M. Pittman, M. Urban, Eur. Phys. J. D **70**, 13 (2016).
- [12] ATLAS Collaboration, Nat. Physical. **13**, 852 (2017).
- [13] CMS Collaboration, Phys. Lett. B **797**, 134826 (2019).
- [14] L. Schoeffel, C. Baldenegro, H. Hamdaoui, S. Hassani, C. Royon and M. Saimpert, Prog. Part. Nucl. Phys. **120**, 103889 (2021).
- [15] S. Robertson, A. Mailliet, X. Sarazin, F. Couchot, E. Baynard, J. Demailly, M. Pittman, A. Djannati-Ataï, S. Kazamias, and M. Urban, Phys. Rev. A **103**, 023524 (2021).
- [16] R. Battesti *et al*, Phys. Rept. **765-766**, 1-39, (2018).
- [17] S. Ataman, Phys. Rev. A **97**, 063811 (2018).
- [18] T. O. Wehling, A. M. Black-Schaffer and A. V. Balatsky, *Dirac materials*, Adv. Phys. **76** (2014) 1.
- [19] M. J. Neves, Jorge B. de Oliveira, L. P. R. Ospedal and J. A. Helayël-Neto, Phys. Rev. D **104** (2021) 015006.
- [20] P. Gaete, Z. Phys. C, **76** 355 (1997).
- [21] P. Gaete and J. Helayël-Neto, Eur. Phys. J. C **74**, 3182 (2014).
- [22] P. Gaete and J. A. Helayël-Neto, Eur. Phys. J. C **81**, 899 (2021).
- [23] P. Gaete, J.A. Helayël-Neto and L.P.R. Ospedal, Adv. High Energy Phys. **2021**, 6621975 (2021).
- [24] M. J. Neves, L. P. R. Ospedal, J. A. Helayël-Neto and P. Gaete, Eur. Phys. J. C **82**, no.4, 327 (2022).