

Spin-valley magnetism on the triangular moiré lattice with SU(4) breaking interactions

Lasse Gresista,^{1,*} Dominik Kiese,² Simon Trebst,¹ and Michael M. Scherer³

¹*Institute for Theoretical Physics, University of Cologne, 50937 Cologne, Germany*

²*Center for Computational Quantum Physics, Flatiron Institute, 162 5th Avenue, New York, NY 10010, USA*

³*Institute for Theoretical Physics III, Ruhr-University Bochum, D-44801 Bochum, Germany*

The discovery of correlated insulating states in moiré heterostructures has renewed the interest in strongly-coupled electron systems where spin and valley (or layer) degrees of freedom are intertwined. In the strong-coupling limit, such systems can be effectively described by SU(4) spin-valley models akin to Kugel-Khomskii models long studied in the context of spin-orbit coupled materials. However, typical moiré heterostructures also exhibit interactions that break the SU(4) symmetry down to $SU(2)_{\text{spin}} \otimes U(1)_{\text{valley}}$. Here we investigate the impact of such symmetry-breaking couplings on the magnetic phase diagram for triangular superlattices considering a filling of two electrons (or holes) per moiré unit cell. We explore a broad regime of couplings – including XXZ anisotropies, Dzyaloshinskii-Moriya exchange and on-site Hund’s couplings – using semi-classical Monte Carlo simulations. We find a multitude of classically ordered phases, including (anti-)ferromagnetic, incommensurate, and stripe order, manifesting in different sectors of the spin-valley model’s parameter space. Zooming in on the regimes where quantum fluctuations are likely to have an effect, we employ pseudo-fermion functional renormalization group (pf-FRG) calculations to resolve quantum disordered ground states such as spin-valley liquids, which we indeed find for certain parameter regimes. As a concrete example, we discuss the case of trilayer graphene aligned with hexagonal boron nitride using material-specific parameters.

I. INTRODUCTION

Moiré systems of different van der Waals heterostructures have by now been established as a highly tunable platform to emulate the physics of strongly correlated electrons [1, 2]. Varying several experimental tuning knobs such as the twist angle between layers, electrical displacement fields and doping via gate voltages, rich phase diagrams have been found to emerge. Examples include graphene-based materials such as twisted bilayer graphene (TBG) [1–7], twisted double-bilayer graphene (TDBG) [8–11], and trilayer graphene aligned with hexagonal boron nitride (TG/h-BN) [12–16], where the occurrence of correlated insulating phases at different integer fillings has been supported by several measurements, sometimes in close proximity with superconducting behavior. Beyond graphene-based materials, moiré bilayers of two-dimensional transition metal dichalcogenides (TMD) have also been found to exhibit correlated states, including Mott insulators, generalized Wigner crystallization, stripe phases, and quantum anomalous Hall insulator phases [17–21].

In addition to spin, many of these moiré heterostructures feature another bivalued quantum number, which – depending on the particular system – has different microscopic origin, e.g., an additional valley or layer index. Effective descriptions of such heterostructures can then be formulated in terms of Hubbard-type models on a hexagonal moiré superlattice, where the electrons come in four flavours due to the combination of the actual spin with the valley/layer pseudospin degree of freedom. Concretely, models with an approximate SU(4) flavour symmetry or at least dominating SU(4)-symmetric interactions have been suggested in the context of the above mentioned TBG [22–26], TDBG [27, 28], TG/h-BN [29–31], or moiré TMDs [32–35].

The formation of strongly-correlated states observed in various moiré systems is tentatively supported by the presence of narrow electron bands, boosting the relevance of electronic interactions. While it is difficult to pin down the precise location of a moiré material on the weak- to strong-coupling axis, it has been argued that – building on the four-flavoured Hubbard-type models – a strong-coupling perspective may be a good starting point to shed light on the nature of the correlated insulating phases at integer fillings, e.g., in TBG [22–24], in TG/h-BN [25, 29, 30] or in moiré TMDs [30, 32, 35]. Such a strong-coupling expansion leads to approximate SU(4) Kugel-Khomskii-type models [36] for the spin- and the valley/layer degrees of freedom [37, 38]. In the context of moiré materials, hexagonal-lattice SU(4) spin models have been previously explored by various many-body approaches, collecting evidence for the emergence of several magnetically ordered as well as spin-valley liquid states [39–43].

Accurate modelling of moiré materials – in contrast to paradigmatic studies – is generally quite challenging. Generically, however, the approximate SU(4) symmetry will be broken down to a lower symmetry due to the presence of various competing interaction contributions, see, e.g., Refs. [22, 25, 29, 44, 45], relevant to the cases of TDBG and TG/h-BN. These interactions can be expected to have a severe impact on the phase diagram by supporting the formation of different spin- and/or valley-ordered magnetic states. An interesting question therefore is, which of these states are actually realized for specific configurations of SU(4)-breaking couplings.

As a concrete example consider TG/h-BN with an applied perpendicular electric field D , cf. Ref. [29]. For large enough D (with a specific sign), topologically trivial, isolated narrow bands emerge that can be described by a spin-valley extended $su(4)$ ¹ Hubbard model with small anisotropies breaking the

* gresista@thp.uni-koeln.de

¹ With $su(4)$ we refer to the Lie algebra of the Lie group SU(4).

SU(4) symmetry. This model is expected to undergo a Mott transition when going from smaller to larger fields and may be used to describe the correlated insulating states with $n = -1$ and $n = -2$ holes per moiré unit cell [29, 46, 47].

Both the type of insulator in the strong coupling limit, as well as the nature of the Mott transition, are still under debate. In Ref. [29], where a concrete spin-valley extended Hubbard model for TG/h-BN was derived, the insulating phase was predicted to be ferromagnetic in the strong-coupling limit (Equation (3) below), with a possible spin liquid phase close to the Mott transition. More recent work considered a Hubbard model with a completely SU(4) symmetric onsite interaction using single-site DMFT [46]. Their results suggest that close to the Mott transition interactions promote antiferromagnetic order, which breaks C_3 symmetry and competes with the ferromagnetic state. This seems to be compatible with spectroscopy measurements of TG/h-BN observing a direct optical excitation across the Mott gap that rules out a ferromagnetic ground state, but allows antiferromagnetic or intervalley-coherent ground-state order [48].

For the case of TG/h-BN and also for other moiré heterostructures with intertwined spin and valley/layer degrees of freedom, the additional couplings may, however, not be negligible, and could, thus, strongly affect the nature of correlated states of the system. We therefore deem it useful to gain a more general understanding of effective models in different parameter regimes and limits. Here, we shed some light on this question, focusing on moiré systems that can be described on a triangular superlattice, with a filling of two electrons (or holes) per moiré unit cell, as relevant, e.g., for TDBG, TG/h-BN, and moiré TMDs. To this end, we study the limit of strong coupling, i.e. we explore a spin-valley model with localized degrees of freedom described by generators of SU(4), featuring both an on-site Hund's-type coupling as well as nearest and next-nearest neighbor superexchange interactions that strongly break the SU(4) symmetry down to $SU(2)_{\text{spin}} \otimes U(1)_{\text{valley}}$. Due to the extra valley degeneracy, the size of the local Hilbert space in spin-valley extended models is significantly increased compared to conventional Mott insulators, which makes the theoretical treatment a serious challenge for most conventional many-body techniques.

We start to explore such models by using a semi-classical Monte Carlo approach to establish the classical ground-state order in the high-dimensional SU(4) spin-valley space, similar to what was already done analytically for the fully SU(4) symmetric model [42]. Since the parameter space in low-symmetric models is large, we here take a concretely suggested model for TG/h-BN as reference and explore the parameter space and phase diagram in its vicinity to classify candidates for the insulating phases of TG/h-BN and, possibly, related moiré systems. In doing so, we find a multitude of classically ordered phases, including antiferromagnetic (AFM), ferromagnetic (FM), incommensurate (ICS) and stripe order that manifest in different sectors of the coupled spin-valley space. We further study the effect of thermal fluctuations and find evidence for both continuous and first-order transitions into the ordered phases, as well as order-by-disorder effects where thermal fluctuations lift the ground-state manifold.

To also study the effect of quantum fluctuations, which are expected to be especially strong in the vicinity of the Mott transition, we complement our semi-classical analysis by performing pseudo-fermion functional renormalization group (pf-FRG) calculations [49] to distinguish between magnetically ordered and disordered regimes. The pf-FRG approach has recently made considerable progress in broadening its range of describable models [50]. Concretely, first applications of the pf-FRG to SU(N) symmetric spin models [51, 52] have been extended to the case of $SU(2)_{\text{spin}} \otimes SU(2)_{\text{valley}}$ symmetry [43] and further technical developments have prepared applicability to general $SU(2)_{\text{spin}} \otimes U(1)_{\text{valley}}$ models [50]. Here, we will apply an implementation of the latter methodological refinement to the specific case of spin-valley models for moiré heterostructures, which gives us estimates for the location of putative spin-valley liquid or other quantum disordered phases in parameter space.

Our two complementary approaches, targeting both classically ordered and quantum disordered phases, provide a consistent picture of the spin-valley entangled quantum magnetism across a wide range of coupling parameters. While our analysis, originating from a strong coupling approach, is per se agnostic to the details of the electronic state, one might nevertheless be tempted to make some connections. The strong-coupling perspective is best justified for correlated insulator states, particularly Mott insulating states with local spin and valley degrees of freedom (which for the model system which we will introduce in the next section is the case for large displacement fields $\Delta_V < -30$ meV). In this regime, the classically ordered states that we find – various forms of ferromagnetism and 120° order – are good candidates for the collective spin-valley ordered ground state. In the weakly correlated regime, for $\Delta_V \gtrsim -30$ meV in our model below, our strong-coupling approach is less justified. But it is remarkable that it is in this regime where we find the emergence of quantum disordered ground states, even in the presence of sizable SU(4) breaking couplings. The formation of such spin-valley quantum liquids in the weakly coupled regime is reminiscent of the observation that quantum spin liquids [53, 54] might form in weak Mott insulators close to the metal-insulator transition (where electronic fluctuations might imprint themselves onto the magnetic state). Our results might therefore motivate further searches for spin-liquid states in strongly-correlated moiré heterostructures.

The rest of the manuscript is structured as follows: In Sec. II, we introduce a general class of spin-valley models with $SU(2)_{\text{spin}} \otimes U(1)_{\text{valley}}$ symmetry and also briefly comment on their possible origin in the context of moiré heterostructures. In Sec. III, we then introduce a semi-classical Monte Carlo approach to study the spin-valley model and analyze its ordered phases with a focus on a region in parameter space suggested for TG/h-BN and beyond. We specifically also address the role of SU(4)-symmetry breaking couplings within the semi-classical analysis. To study the role of quantum fluctuations, in Sec. IV, we employ an extension of the pf-FRG approach to identify regions in the phase diagram where quantum disordered states, spin-valley liquids, can occur. We conclude with a discussion in Sec. V.

II. SPIN-VALLEY MODEL

Starting from a spin-valley extended Hubbard model, a strong coupling expansion leads to a Kugel-Khomskii type [36] spin-valley model. Therein, instead of conventional $\mathfrak{su}(2)$ spin operators, the 15 generators of $\text{SU}(4)$, forming the basis of the Lie algebra $\mathfrak{su}(4)$, describe the localized degrees of freedom. In the context of moiré materials it can be useful to keep the original spin and valley quantum numbers explicit and choose a basis of *spin-valley operators* defined via a parton construction with auxiliary pseudo-fermions as²

$$\begin{aligned}\sigma_i^\mu \tau_i^\kappa &= f_{isl}^\dagger \theta_{ss'}^\mu \theta_{ll'}^\kappa f_{is'l'}, \\ \sigma_i^\mu &\equiv \sigma_i^\mu \mathbb{1}_i = f_{isl}^\dagger \theta_{ss'}^\mu f_{is'l}, \\ \tau_i^\kappa &\equiv \mathbb{1}_i \tau_i^\kappa = f_{isl}^\dagger \theta_{ll'}^\kappa f_{is'l},\end{aligned}\quad (1)$$

where f_{isl}^\dagger and $f_{is'l}$ are fermionic creation and annihilation operators with a site index i , a spin index $s = (\uparrow, \downarrow)$, and a valley/layer index $l = (+, -)$. The θ^μ ($\mu = x, y, z$) are the usual Pauli matrices. In the following, we will simply call l the “valley index” and note that it is determined by the specific system under consideration, whether it refers to an actual valley, a layer, or another pseudospin degree of freedom.

We want to consider the scenario of half electron (or hole) filling of the underlying Hubbard model, which translates to a local constraint of two partons per site, i.e.

$$n_i = f_{isl}^\dagger f_{is'l} = 2. \quad (2)$$

With four electron flavours given by the different combinations of the spin and valley indices, this corresponds to half-filling and fixes the local Hilbert space dimension to $\binom{4}{2} = 6$, which means we consider the six-dimensional representation of $\mathfrak{su}(4)$. The corresponding $\text{SU}(4)$ symmetric Heisenberg model with antiferromagnetic couplings on a triangular lattice has been studied previously, exhibiting a non-magnetic valence bond solid (VBS) ground state [42].

For many moiré materials, $\text{SU}(4)$ breaking terms due to on-site and inter-site Hund’s coupling are estimated to be small compared to density-density interactions and using an $\text{SU}(4)$ symmetric interaction can be justified [29, 44, 46]. In the strong coupling limit, however, the perturbative treatment of the Hamiltonian’s kinetic term generates superexchange interactions that strongly break the $\text{SU}(4)$ symmetry and are, in fact, of the same order as the $\text{SU}(4)$ symmetric terms [29, 55]. Here, we therefore consider a spin-valley model defined by

the Hamiltonian

$$\begin{aligned}H &= \frac{J_1}{8} \sum_{\langle ij \rangle} (1 + \sigma_i \sigma_j)(1 + \tau_i \tau_j) \\ &+ \frac{J_2}{8} \sum_{\langle\langle ij \rangle\rangle} (1 + \sigma_i \sigma_j)(1 + \tau_i \tau_j) \\ &+ \frac{1}{8} \sum_{\langle ij \rangle} J_{ij}^{\text{XXZ}} (1 + \sigma_i \sigma_j)(\tau_i^x \tau_j^x + \tau_i^y \tau_j^y) \\ &+ \frac{1}{8} \sum_{\langle ij \rangle} J_{ij}^{\text{DM}} (1 + \sigma_i \sigma_j)(\tau_i^x \tau_j^y - \tau_i^y \tau_j^x) \\ &- \frac{J_H}{4} \sum_i (n_{+i} n_{-i} + \sigma_{+i} \sigma_{-i}),\end{aligned}\quad (3)$$

where $\langle \cdot \rangle$ denotes summation over nearest-neighbor sites and $\langle\langle \cdot \rangle\rangle$ over next-nearest neighbors, in our case of a triangular lattice. Such a Hamiltonian can be obtained starting from an extended spin-valley Hubbard model for TG/h-BN [29] and then using standard second-order perturbation theory.

The terms proportional to J_1 and J_2 are $\text{SU}(4)$ symmetric nearest and next-nearest neighbor Heisenberg interactions. The coupling J_1 can include both a ferromagnetic part arising from a nearest-neighbor Hund’s coupling and an antiferromagnetic part due to superexchange. Depending on the precise material parameters and the strength of the applied displacement field, both positive and negative couplings are thus possible, see, e.g., the discussion of the specific case of TG/h-BN, below. The coupling J_2 , in contrast, can be expected to be positive as it exclusively originates from a superexchange process. The coupling terms proportional to J_{ij}^{XXZ} and J_{ij}^{DM} break the $\text{SU}(4)$ symmetry down to $\text{SU}(2)_{\text{spin}} \otimes \text{U}(1)_{\text{valley}}$ and also mainly originate from superexchange.

In addition to nearest and next-nearest neighbor interactions, the last term in the Hamiltonian is an on-site Hund’s coupling J_H , where $n_{\pm i} = f_{i\pm l}^\dagger f_{i\pm l}$ and $\sigma_{\pm i}^\mu = f_{i\pm l}^\dagger \theta_{ss'}^\mu f_{i\pm l}$ are the density and spin operators in the \pm valley sectors. This term can be rewritten, up to a constant, in terms of the spin-valley operators in Eq. (1) using

$$n_{+i} n_{-i} + \sigma_{+i} \sigma_{-i} = \frac{1}{4} (1 + \sigma_i \sigma_i)(1 - \tau_i^z \tau_i^z), \quad (4)$$

which shows more clearly that this also breaks the $\text{SU}(4)$ symmetry to $\text{SU}(2)_{\text{spin}} \otimes \text{U}(1)_{\text{valley}}$.

In total, this model introduces five independent coupling parameters, i.e.

$$J_1, J_2, J_{ij}^{\text{XXZ}}, J_{ij}^{\text{DM}} \text{ and } J_H, \quad (5)$$

that may all be of similar relevance. According to the motivation given, specific choices for these parameters describe the strong-coupling sector of various moiré heterostructures.

² Summation over repeated spin and valley indices is implied.

A. TG/h-BN spin-valley model

Since such a huge parameter space is hard to explore exhaustively, we use the estimated values for TG/h-BN from Zhang and Senthil's model building in Ref. [29] as a starting point and then explore the parameter space in its vicinity. For TG/h-BN, J_{ij}^{XXZ} and J_{ij}^{DM} are related to J_1 via

$$\begin{aligned} J_{ij}^{\text{XXZ}} &= (J_1 + K)[\cos(2\varphi_{ij}) - 1], \\ J_{ij}^{\text{DM}} &= (J_1 + K)\sin(2\varphi_{ij}). \end{aligned} \quad (6)$$

Here, φ_{ij} is a phase that flips sign between nearest-neighbor bonds that are related by a C_6 rotation, hence breaking the C_6 symmetry of the triangular lattice down to C_3 . This phase originates from a valley contrasting flux $|\Phi| = 3|\varphi_{ij}|$ in the nearest-neighbor hopping. K is an intersite Hund's coupling.

Notably, for TG/h-BN, the parameters J_1 , J_2 and $\varphi \equiv |\varphi_{ij}|$ are *tunable* by an applied displacement field, which induces a potential difference Δ_V between the graphene layers. The dependence on this potential difference is depicted in Fig. 1(a). K and J_H only depend weakly on the displacement field and we consider the constant values $K = 0.4$ meV and $J_H = 0.136$ meV in the following. Note that Ref. [29] predicts that the size of the Hubbard U compared to the electronic bandwidth is strongest for $\Delta_V < -30$ meV, i.e. this regime is the most likely to be appropriately described by a strong-coupling expansion. In contrast, U becomes equal to the bandwidth at $\Delta_V \simeq -20$ meV, where the Mott transition is expected to occur. Approaching such a Mott transition from the insulating side, it is expected that the spin-valley model at hand will be further augmented by higher-order exchange terms, which become relevant in the strong coupling expansion. Here, we adopt a perspective that the spin-valley model (3) is a well-justified starting point for the case of TG/h-BN, cf. Refs. [29, 47], but might also be an interesting model in its own right. We will explore the full range of coupling parameters, including the vicinity of the Mott transition where new physics might arise.

III. SEMI-CLASSICAL ANALYSIS

To understand the role of the different couplings in our principal Hamiltonian (3) it is useful to start with a classical analysis and study which kind of ordered ground states are favored by the different interactions in the classical limit. In this section, we do so by first defining a suitable (semi)-classical limit for the $\mathfrak{su}(4)$ models in consideration and then discuss how we study the resulting model using classical Monte Carlo calculations. This allows us not only to determine the ground-state order over vast parameter ranges, but also to study the role of thermal fluctuations and the nature of thermal phase transitions into these ordered phases.

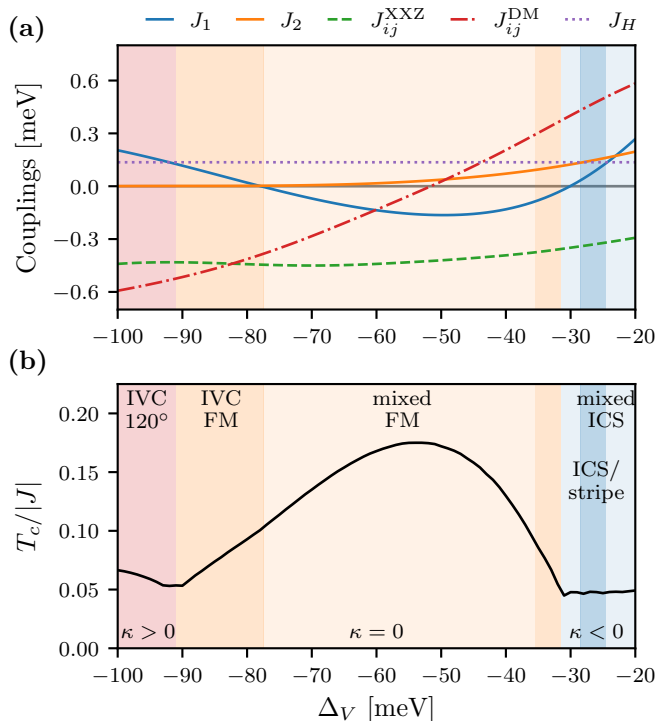


FIG. 1. **Semi-classical phase diagram of the TG/h-BN model** as a function of the potential difference Δ_V . (a) Dependence of the couplings in Eq. 3 on Δ_V . (b) Transition temperatures T_c determined as the position of the maximum in the specific heat extrapolated to infinite lattice size. The background color indicates the type of order. Inter-valley coherent (IVC) refers to ordered states with finite expectation value only in $\langle \tau^\perp \rangle$ or $\langle \sigma \tau^\perp \rangle$ (with all $\langle \sigma_i \rangle$ being zero), and mixed order to states where $\langle \tau^\perp \rangle$, $\langle \sigma \tau^\perp \rangle$ and $\langle \sigma \rangle$ all are finite. Close to the Mott transition at $\Delta_V = -20$ meV we find mixed incommensurate (ICS) order and a small region where the spin shows stripe order (ICS/stripe). The 120° and ICS ordered states have a finite chirality κ – defined in Eqs. (14) and (15) – that switches sign in line with the sign change in J_{ij}^{DM} .

A. Semi-classical Monte Carlo

For $\mathfrak{su}(2)$ spin models the usual classical limit is to replace the spin operator by real three-dimensional vectors of fixed length, which has proven useful for a multitude of quantum spin models even for small spin lengths S [56]. A naive continuation of this method to spin-valley models would be to perform a mean-field decoupling of the the spin and valley degree of freedom into two separate $\mathfrak{su}(2)$ spins, and then approximate these spins by classical vectors. Although such an approach might give reasonable results for a filling of one electron per site [55, 57], at two electrons per site spin- and valley degrees of freedom are closely intertwined, as e.g. $\langle \tau_i^z \rangle = 2$ directly implies $\langle \sigma_i^z \rangle = 0$ due to the Pauli principle.

Such a naive mean-field decoupling of spin and valley is, therefore, not an ideal approximation beyond single-electron filling. Instead, we follow Ref. [42] and define the semi-classical limit solely by the fact that there is no entanglement between two different lattice sites. This is enforced by con-

sidering only product states of the form

$$|\psi\rangle = \otimes_i |\psi_i\rangle, \quad (7)$$

where $|\psi_i\rangle$ is an arbitrary state in the local six-dimensional Hilbert space parametrized as

$$|\psi_i\rangle = \sum_{j=1}^6 b_i^j |\gamma^j\rangle, \quad (8)$$

with normalized, six-dimensional complex vectors $|\mathbf{b}_i| = 1$ and a basis of the local Hilbert space $\{|\gamma^j\rangle\}$.

Using the notation $|s_1 l_1, s_2 l_2\rangle$, where $s_{1/2}$ and $l_{1/2}$ are the spin and valley of the first and second electron, we choose the six basis states

$$|\gamma^j\rangle \in \{ |\uparrow+, \downarrow+\rangle, |\uparrow+, \downarrow-\rangle, |\downarrow+, \uparrow-\rangle, |\uparrow+, \uparrow-\rangle, |\downarrow+, \downarrow-\rangle, |\uparrow-, \downarrow-\rangle \}. \quad (9)$$

For a lattice with N sites and subtracting the normalization as well as an arbitrary local phase, the full state $|\psi\rangle$ is, therefore, parameterized by $N \cdot (12 - 2) = 10N$ real numbers.

The semi-classical energy, defined as

$$H_{\text{sc}}(\{\mathbf{b}_i\}) = \langle \psi | H | \psi \rangle, \quad (10)$$

then is a function of these real numbers. In order to find the semi-classical ground state at $T = 0$, we minimize H_{sc} numerically using a simulated annealing procedure with subsequent stochastic gradient descent (details of which are provided in appendix A). On a conceptual level, this approach is equivalent to a mean-field theory where spin-valley operators $\sigma_i \tau_i$ are replaced by their expectation values $\langle \sigma_i \tau_i \rangle$ and determined self-consistently.

We can, however, go one step further and also study properties at finite temperatures $T = 1/\beta > 0$. To this end, we follow the approach in Refs. [58, 59] and approximate the partition function as

$$Z = \int \prod_i d\mathbf{b}_i \langle \Psi | e^{-\beta H} | \Psi \rangle \approx \int \prod_i d\mathbf{b}_i e^{-\beta \langle \psi | H | \psi \rangle}. \quad (11)$$

This is equivalent to a cumulant expansion to first order, which becomes exact in the limits of low $T \rightarrow 0$ and high temperature $T \rightarrow \infty$ and we therefore expect it to accurately capture the thermodynamic properties of the semi-classical model. Thermal expectation values can now be efficiently calculated using the standard Metropolis Monte Carlo algorithm, where instead of updating a spin, we update the complex vectors \mathbf{b}_i , and the Boltzmann weight is given by $\exp(-\beta H_{\text{sc}})$. Typical Monte Carlo runs in our simulations use a setup of up to $N = 36^2$ lattice sites with periodic boundary conditions and $N_m = 4 \cdot 10^6$ sweeps per temperature, or up to $N_m = 20 \cdot 10^6$ sweeps close to the transition temperature. We thermalize the system for $N_t = N_m/10$ sweeps using simulated annealing, where we also tune the acceptance rate to $\sim 50\%$ by adjusting our local update according to Ref. [60]. Further details on the simulations are also given in appendix A.

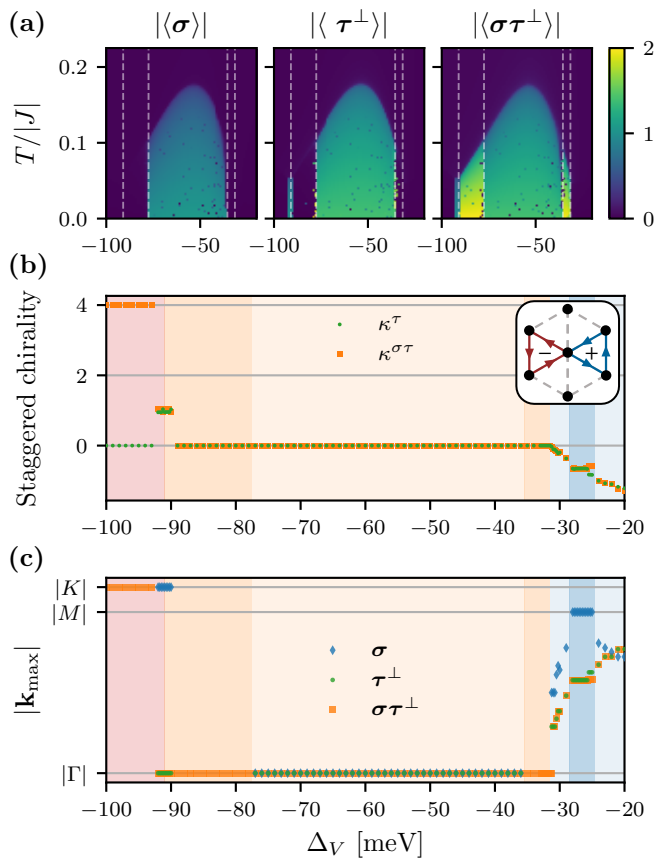


FIG. 2. **Semi-classical observables** as a function of the potential difference Δ_V . (a) Magnetization in the spin σ , the in-plane valley τ^\perp and the in-plane spin-valley $\sigma\tau^\perp$. Finite magnetization implies FM order in the respective sector. A crossover between ICS FM order (only finite $|\langle \sigma\tau \rangle|$) and mixed FM order (all magnetizations finite) can be observed. The dashed lines show the phase boundaries. (b) Staggered vector chirality of the ground state as defined in Eqs. (14, 15) and illustrated in the inset. At low Δ_V the value $\kappa^{\sigma\tau} = +4$ implies IVC 120° order. The varying negative $\kappa^\tau \approx \kappa^{\sigma\tau}$ at higher Δ_V implies mixed ICS or stripe order. (c) Magnitude of the ground-state ordering vector corresponding to the position of the structure factor's maximum \mathbf{k}_{max} . At each Δ_V only sectors that show significant non-zero correlations are shown. $\mathbf{k}_{\text{max}} = K(K')$ corresponds to 120° order, $\mathbf{k}_{\text{max}} = \Gamma$ to FM order, $\mathbf{k}_{\text{max}} = M$ to stripe order and values on no symmetry point of the Brillouin zone to ICS order. Examples of the full structure factors are shown in Fig. 3.

B. Ordered phases of the spin-valley model

As a starting point for our analysis, we calculate the ground-state and finite-temperature phase diagram for the Hamiltonian (3) with the coupling parameters given by the estimates for TG/h-BN in Ref. [29]. The dependence of these couplings parameters as a function of the potential difference Δ_V is shown in the top panel of Fig. 1, while the lower panel shows a summary of the finite-temperature phase diagram (using $|J| = (J_1^2 + J_2^2 + J_{ij}^{\text{XXZ}}^2 + J_{ij}^{\text{DM}^2} + J_H^2)^{1/2}$ as an energy scale for normalization).

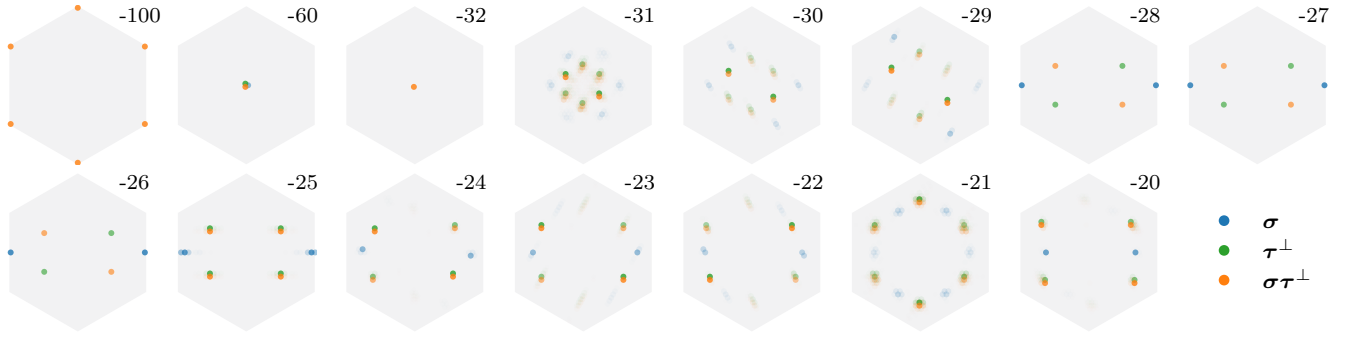


FIG. 3. **Semi-classical ground-state structure factors** (static) for different Δ_V (in meV). The color and opacity depict the sector and the relative magnitude, respectively. Points that lie on top of each other are slightly shifted for visibility.

1. Preliminaries

Before we discuss the different phases for specific parameter choices, let us briefly review the types of order one can generally expect for the model at hand. The simplest order is of one-sublattice type, i.e. ferromagnetic. For $\mathfrak{su}(2)$ spin models, this means that all spins are aligned and point somewhere on the 2-sphere in spin space. The analogue for $\mathfrak{su}(4)$ models is a state for which the expectation values of the 15 generators $\sigma^\mu, \tau^\nu, \sigma^\mu \tau^\nu$ are the same on all sites. Since the Hamiltonian we consider is symmetric under global rotations, generated by σ, τ^z and $\sigma\tau^z$, the states related by these rotations have the same energy. Therefore, we do not distinguish between order in all 15 generators, but we define the following sectors

$$\begin{aligned}
 \sigma &= (\sigma^x, \sigma^y, \sigma^z), \\
 \tau^\perp &= (\tau^x, \tau^y), \\
 \tau^z &= (\tau^z), \\
 \sigma\tau^\perp &= (\sigma^x\tau^x, \sigma^y\tau^x, \sigma^z\tau^x, \sigma^x\tau^y, \sigma^y\tau^y, \sigma^z\tau^y), \\
 \sigma\tau^z &= (\sigma^x\tau^z, \sigma^y\tau^z, \sigma^z\tau^z).
 \end{aligned} \tag{12}$$

Since all generators have eigenvalues $-2, 0$ and 2 , a perfect ferromagnet that orders, e.g., only in the spin σ will have a finite magnetization $|\langle\sigma\rangle| \equiv |\sum_i \langle\sigma_i\rangle|/N = 2$ with the magnetization in all other sectors precisely vanishing³.

In addition to ferromagnetic order, the system may also realize states where the expectation values of the $\mathfrak{su}(4)$ generators vary spatially, e.g. in a 120° type or even an incommensurate (ICS) pattern. This variation may take place in only one of the defined sectors or, in principle, in the full $\mathfrak{su}(4)$ spin-valley space.

Given that our model exhibits a continuous $SU(2)_{\text{spin}}$ symmetry, a fluctuation-driven finite-temperature transition into pure spin order is generally forbidden by the Mermin-Wagner theorem [61]. We, therefore, expect order either in the valley or spin-valley sectors. Order in the out-of-plane valley τ^z or

spin-valley $\sigma\tau^z$ implies a valley polarized state that breaks an Ising like Z_2 symmetry. This is, however, not observed in any of the calculations in this work. Order in the in-plane valley τ^\perp or spin-valley $\sigma\tau^\perp$ breaks the continuous $U(1)_{\text{valley}}$ symmetry implying *inter-valley coherent* (IVC) order and may be realized through a Berezinskii–Kosterlitz–Thouless type transition [62, 63]. In the following, we refer to states that only have finite $\langle\tau^\perp\rangle$ or $\langle\sigma\tau^\perp\rangle$ with $\langle\sigma\rangle = 0$ by IVC and states that additionally have $\langle\sigma\rangle \neq 0$ as *mixed order*.

2. Ferromagnetic states

For a large region of the phase diagram, centered at around $\Delta_V = -60$ meV, we obtain ferromagnetic order showing finite magnetizations in different sectors, as shown in Fig. 2 (a). In this regime, the out-of-plane (spin-)valley expectation values all vanish (not shown), which is not surprising, given that the couplings J_1 and J_{ij}^{XXZ} are dominant and negative here, favoring ferromagnetic order in τ^\perp and $\sigma\tau^\perp$.

Interestingly, we find *two* different kinds of ferromagnets: At the boundaries of the FM phase, i.e. in the regions $-91 \lesssim \Delta_V \lesssim -77$ meV and $-36 \lesssim \Delta_V \lesssim -31$ meV, we see IVC FM order and the ground state is simply an eigenstate of τ^\perp or $\sigma\tau^\perp$. Thermal fluctuations always select an eigenstate of $\sigma\tau^\perp$ and not τ^\perp indicating an order-by-disorder effect. In the intermediate range $-77 \lesssim \Delta_V \lesssim -36$ meV the ordered state is a mixed FM and has finite magnetizations in both σ, τ^\perp and $\sigma\tau^\perp$. Here, up to symmetry transformations, the ground state can be written as

$$|\Psi\rangle_{\text{FM}}^{\text{mixed}} \sim |\sigma^x\tau^x\rangle + |\tau^x\rangle + \delta|\sigma^x\rangle, \tag{13}$$

where by $|\sigma^\mu\tau^\nu\rangle$ we denote the eigenstate of $\sigma^\mu\tau^\nu$ with eigenvalue $+2$. The value of δ varies as a function of Δ_V in the interval $\delta \in [0.455, 0.538]$ which we found by comparing the analytic energy of $|\Psi\rangle_{\text{FM}}^{\text{mixed}}$ with the numerical minimization. We note that since the eigenstates $|\sigma^x\tau^x\rangle, |\tau^x\rangle$ and $|\sigma^x\rangle$ are not linearly independent, their linear combination may also be written differently and already the state $|\sigma^x\tau^x\rangle + |\tau^x\rangle$ would generate a finite spin expectation value $\langle\sigma^x\rangle$, which lowers the energy of the on-site Hund's coupling term $\sim J_H$.

³ Note that this is quite different to the case of quarter filling (one electron per site), where different sectors can have maximal magnetization simultaneously, e.g., showing complete spin and valley polarization.

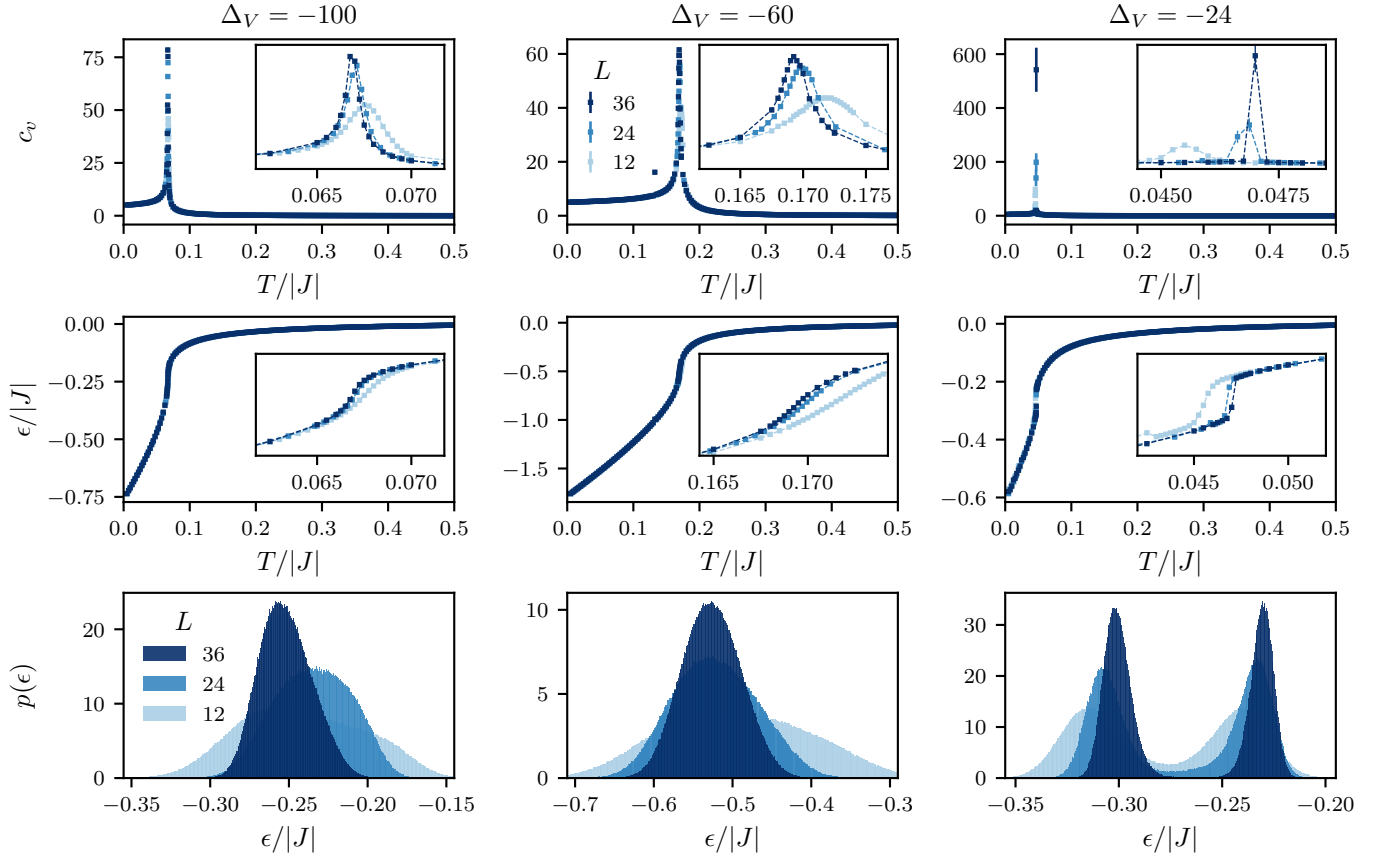


FIG. 4. **Thermodynamics of the spin-valley model** in semi-classical Monte Carlo simulations for TG/h-BN inspired coupling parameters shown for three different potential differences $\Delta_V = -100, -60, -24$ meV, which stabilize a (120°) ordered state (left column), a spin-valley ferromagnet (middle column), and incommensurate (ICS) order (right column). The top row shows the specific heat, the middle row the energy per site, and the bottom row an energy histogram at the thermal phase transition. The double-peak structure in the latter indicates a first-order transition.

3. Ordered states with finite chirality

Outside the ferromagnetic region all one-sublattice magnetizations vanish and other observables need to be considered to classify the phases. Here the Dzyaloshinskii–Moriya-type coupling J_{ij}^{DM} is large which favors non-collinear states with a finite chirality in τ^\perp and/or $\sigma\tau^\perp$. This means that, going around a triangle, expectation values will likely be rotated in valley space relative to their neighbors with a certain handedness that is opposite for left and right pointing triangles. The prime example with maximal chirality is 120° order. To quantify this, we calculate the z -component of the staggered vector chirality, which for three dimensional vectors \mathbf{v}_i distributed on the triangular lattice is defined as (see Fig. 2 (b) for an illustration)

$$\kappa(\mathbf{v}) = \frac{1}{3\sqrt{3}N} \sum_{r \in \langle \mathbf{v}, \mathbf{v} \rangle} (-1)^r (\mathbf{v}_1 \times \mathbf{v}_2 + \mathbf{v}_2 \times \mathbf{v}_3 + \mathbf{v}_3 \times \mathbf{v}_1)^z. \quad (14)$$

This takes the maximal value of $\kappa = \pm 4$ if the vectors are aligned in a 120° order in the x - y plane (for vectors of length $|\mathbf{v}_i| = 2$) and $\kappa = 0$ for collinear or randomly oriented

vectors. The overall sign will be fixed by the sign of J_{ij}^{DM} . Fig. 2 (b) shows the ground-state chiralities

$$\begin{aligned} \kappa^\tau &\equiv \kappa(\langle \boldsymbol{\tau} \rangle) \\ \kappa^{\sigma\tau} &\equiv \kappa(\langle \sigma^x \boldsymbol{\tau} \rangle) + \kappa(\langle \sigma^y \boldsymbol{\tau} \rangle) + \kappa(\langle \sigma^z \boldsymbol{\tau} \rangle) \end{aligned} \quad (15)$$

as a function of Δ_V . For $\Delta_V < -91$ meV the ground state clearly shows IVC 120° order in $\sigma\tau^\perp$ with $\kappa^{\sigma\tau} = +4$. Explicitly, such a state can be obtained by starting, e.g., from $|\sigma^x \tau^x\rangle$ and then applying rotations in the valley x - y plane as

$$|\Psi_a\rangle_{120^\circ}^{\text{IVC}} = e^{-i\tau^z \theta^a} |\sigma^x \tau^x\rangle, \quad (16)$$

with the angles $\theta^a = (0, 2\pi/3, 4\pi/3)$ for the three sublattices of the 120° order. As before, eigenstates of τ^\perp also lie in the ground-state manifold, but thermal fluctuations only select eigenstates of $\sigma\tau^\perp$.

Close to the Mott transition at $\Delta_V = -20$ meV we also observe finite ground-state chiralities, this time in both τ^\perp and $\sigma\tau^\perp$ and with a negative sign. They do not, however, take fixed values but decrease with increasing Δ_V , indicating that some form of mixed incommensurate (ICS) order is likely realized. To quantify this, we calculate the

spin-valley spin-valley correlation functions $\langle \sigma_i \sigma_j \rangle$, $\langle \tau_i^\perp \tau_j^\perp \rangle$ and $\langle \sigma_i \tau_i^\perp \sigma_j \tau_j^\perp \rangle$. The corresponding structure factors obtained via a straight-forward Fourier transform⁴ are depicted in Fig. 3, and the absolute value of the momentum \mathbf{k}_{\max} where the structure factors have their maxima are shown in Fig. 2 (c).

In the ferromagnetic region peaks appear at the Γ point and for 120° order at the K and K' points, as expected. In the ICS phase the ordering vectors lie at incommensurate momenta, which move between the Γ and K points for τ^\perp and $\sigma\tau^\perp$ and between the Γ and M point for σ . Only in a small region the spin structure factor has a peak exactly at the M point, which indicates stripe order.

The energy of the FM and 120° ordered states, as defined above, can be calculated exactly and compared to the ground-state energy from our numerical minimization, showing very good agreement. At the phase boundary between the IVC 120° and IVC FM states their energies cross, creating a sharp kink in the ground-state energy, which suggests a first-order transition. All other $T = 0$ transitions appear continuous (see appendix A for supplemental data).

C. Thermodynamics of the spin-valley model

Let us close this discussion of the various ground-state orders with a brief overview of their finite-temperature stability. Summarized in Fig. 4 we show specific heat traces along with their energy as a function of temperature for the three principal phases of our model, the 120° ordered state for $\Delta_V = -100$ meV, the spin-valley ferromagnet for $\Delta_V = -60$ meV and the incommensurate spiral phase for $\Delta_V = -24$ meV. All three phases show a sharp peak-feature in the specific heat at their respective thermal phase transitions that scales/diverges with increasing system size. The nature of these transitions appears to be continuous for the 120° and ferromagnetically ordered states, while the double-peak structure in the energy histogram and the associated latent heat jump in the energy at the respective transition temperature indicates a first-order transition for the incommensurate phase. All three ordered states exhibit a low-temperature specific heat saturation of $c_V(T \rightarrow 0) = 5$, indicating the presence of *ten* harmonic zero modes [64] in their ordered states. This extraordinarily large number of zero modes (compared to, say, an $O(3)$ ferromagnet with two harmonic zero modes) can be rationalized as follows: The local Hilbert space of an $\mathfrak{su}(4)$ spin-valley model at a filling of two partons per site is six-dimensional. In the semi-classical picture, the state on each site is, therefore, parametrized by a six-dimensional complex valued vector (as discussed after Eq. (8) above). Counting the real and imaginary part of each component, but excluding one parameter for the normalization and an arbitrary phase, this leaves exactly ten parameters per site, each of which contributes a harmonic zero mode in the ordered phases of our model.

⁴ Since we consider finite lattice sizes one has to be careful to only consider momenta allowed by the periodic boundary conditions to avoid unphysical artifacts in the structure factors.

D. Role of the SU(4) symmetry breaking couplings

In discussing the ground-state orders of the spin-valley model we have seen that in particular the SU(4) breaking couplings J_{ij}^{DM} and J_{ij}^{XXZ} as well as their relative magnitudes are essential in determining the type of order that we observe. We now want to explore the role of these SU(4) breaking couplings in a more general phase diagram of the Hamiltonian (3) where we go beyond the somewhat fine-balanced parameterization following Zhang and Senthil's model building in Ref. [29]. To this end, we fix the value of the potential difference Δ_V (and the corresponding values of J_1 and J_2) to one of the three principal ordered phases (120° order, FM and ICS phase), lock the Hund's coupling to $J_H = 0.136$ meV, and then scan the the SU(4) breaking couplings over a broad range by calculating phase diagrams as a function of the phase $\varphi \equiv |\varphi_{ij}|$ in $0 \leq 2\varphi \leq 2\pi$, which determines the values of J_{ij}^{DM} and J_{ij}^{XXZ} via Eq. (6).

The resulting phase diagrams are shown above in Fig. 5 (a)-(c), for the 120° order ($\Delta_V = -100$ meV), FM ($\Delta_V = -60$ meV) and ICS phase ($\Delta_V = -24$ meV). In each plot the value of φ corresponding to the estimate for TG-hBN in Fig. 1 (a) is indicated by a dotted black line. The structure factors corresponding to the different phases are depicted in Fig. 5 (d).

For $\Delta_V = -100$ meV with $J_1 > 0$ and $J_2 \approx 0$ an IVC 120° order with positive chirality was found for the original φ . This order is preserved for $3\pi/2 < 2\varphi < 0$. Changing the sign of the phase (i.e. going to $0 < 2|\varphi_{ij}| < \pi/2$) simply changes the sign of the chirality and not the type of order. In the region $\pi/2 < 2\varphi < 3\pi/2$, however, instead of 120° order we get an IVC FM, stemming from the large negative value of the coupling J_{ij}^{XXZ} .

For $\Delta_V = -60$ meV the dominant coupling is $J_1 < 0$ and $|J_2|$ is still very small, resulting in mixed FM order which remains stable for a large region of φ . Only for a phase close to $\varphi = 0$ a FM appears that has a finite magnetization only in the spin with $|\langle \sigma \rangle| = 2$. Such a truly long-ranged state should, in principle, not be allowed at finite temperatures due to the Mermin-Wagner theorem [61]. As such we deem the associated finite-temperature feature to be a finite-size induced thermal crossover.

In the mixed ICS phase at $\Delta_V = -24$ meV, the original order is again preserved for a large region of φ , with a change in chirality when changing the sign of the phase. Around $2\varphi = 0, \pi/2, 3/2\pi$ the spin-structure factor shows ordering vectors at the M point again implying spin stripe order which also appeared in Fig. 1. For a flux around the value $2\varphi = \pi$, the system again transitions into the IVC FM order.

In summary, there is a strong tendency towards FM states for $2\varphi \in [\pi/2, 3\pi/2]$, where the J_{ij}^{XXZ} dominates and a tendency towards finite-chirality states for $2\varphi \in [3\pi/2, \pi/2]$, where J_{ij}^{DM} dominates. If J_1 is negative and sufficiently large, FM states remain for all φ . If J_1 is positive, the type of chiral state is determined by the magnitude of J_2 , where for small values IVC 120° order is favored, and for larger $J_2 \approx J_1 > 0$ mixed ICS or stripe order emerges. We never observe valley polarization, but only IVC, mixed, or spin order.

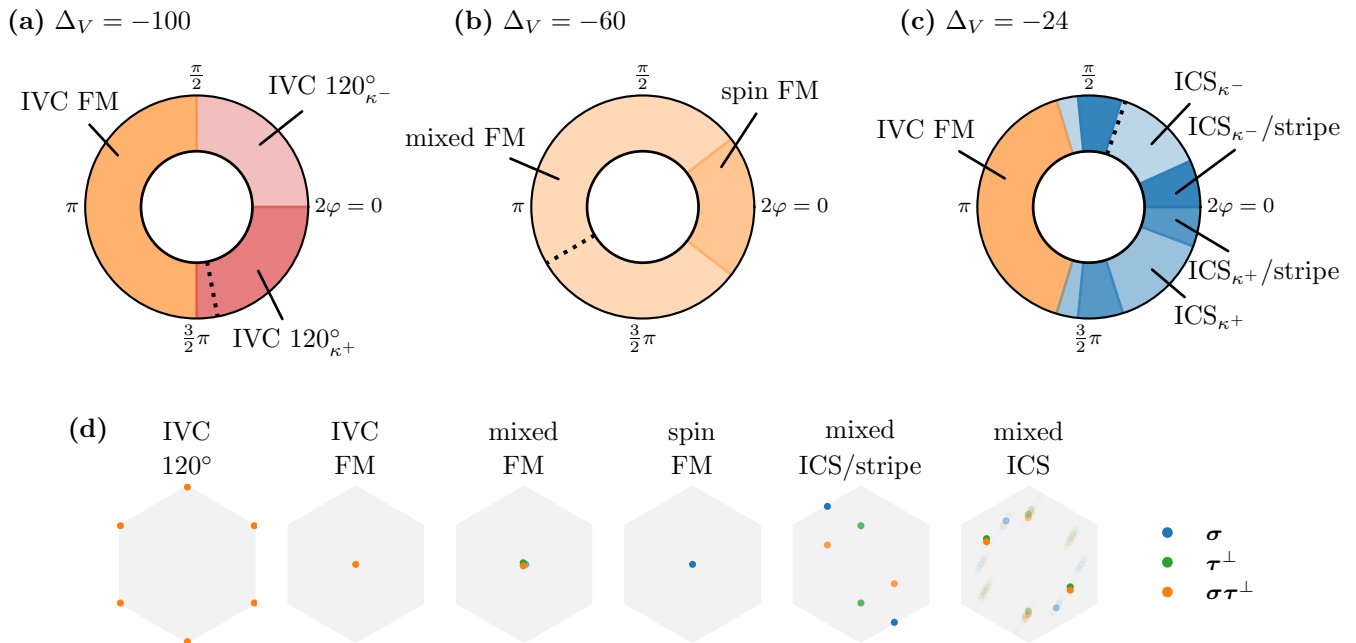


FIG. 5. **Semi-classical phase diagram as a function of the phase.** (a)-(c) Phases and phase boundaries for J_1 and J_2 fixed to their TG/h-BN estimates at $\Delta_V = -100, -60, -24$, but with varying phase φ . Varying the phase φ effectively tunes the in-plane nearest neighbor valley couplings J_{ij}^{XXZ} and J_{ij}^{DM} which both break the SU(4) symmetry. The dotted black lines show the initial estimate for φ at these Δ_V . κ^\pm denotes the sign of the chirality (when non-zero). (d) Ground-state (static) structure factors. The color and opacity depict the sector and the relative magnitude, respectively. Points that lie on top of each other are slightly shifted for visibility.

IV. QUANTUM MODEL

In the previous section we have shown that the Hamiltonian (3) realizes a plethora of ordered states that can be well captured in a semi-classical analysis. Now, we turn to the question of how quantum fluctuations alter the picture, with particular interest in finding regions where spin-valley order is destabilized in favor of a quantum disordered ground state. An established method for finding these regimes is the pseudo-fermion functional renormalization group (pf-FRG), which has, by now, been applied to a variety of spin models to resolve the competition between ordered and disordered ground states in the presence of quantum fluctuations [65–77]. In a technical development, the pf-FRG approach was recently extended (by some of us) [43, 50] from conventional $\mathfrak{su}(2)$ spin models [49] to the $\mathfrak{su}(4)$ spin-valley models of interest here. After a short introduction of the basic concepts of the pf-FRG method, we employ the approach to investigate the role of quantum fluctuations on the phase diagrams previously explored in the semi-classical analysis.

A. Pseudo-fermion functional renormalization group

The first step in the pf-FRG approach is to rewrite the spin-valley Hamiltonian by decomposing the spin-valley operators into complex pseudo-fermions as presented in Eq. (1). It is important to note that the operators $f_{isl}^{(\dagger)}$ do not represent

the original itinerant electrons of the underlying half-filled Hubbard model, but are in fact auxiliary degrees of freedom, which have to always fulfil the local number constraint of two pseudo-fermions per site, i.e. $n_i = 2$, cf. Eq. (2). In the presence of particle-hole symmetry, this constraint is enforced on average, i.e. $\langle n_i \rangle = 2$, and our implementation maintains this symmetry⁵. Particle-number fluctuations around the average are not expected to alter the qualitative behavior of physical observables obtained from the pf-FRG [43, 81, 82].

The central idea of the FRG approach [83] is to treat the resulting fermionic Hamiltonian by not considering all energy scales at once, but starting from a known high-energy limit and iteratively including lower energy scales until the full theory is recovered [84, 85]. This is achieved by introducing a regulator function $\Theta^\Lambda(\omega)$ in the bare propagator

$$G_0(\omega) = (i\omega)^{-1} \rightarrow G_0^\Lambda(\omega) = \Theta^\Lambda(\omega)G_0(\omega), \quad (17)$$

so that it satisfies the boundary conditions $G_0^{\Lambda \rightarrow \infty} = 0$ and $G_0^{\Lambda \rightarrow 0} = G_0$. A derivative with respect to the cutoff Λ generates an infinite hierarchy of differential equations, the *flow*

⁵ We note that exactly enforcing the constraint is notoriously difficult and has up to now only been achieved for $\mathfrak{su}(2)$ spin models using the *Popov-Fedotov* trick [78] or a Majorana fermion representation [79, 80]. Although quantitatively accurate results on small spin clusters could be obtained for temperatures $T/|J| \gtrsim 0.2$, their extrapolation to the zero temperature limit, considered here, has so far remained elusive within both approaches.

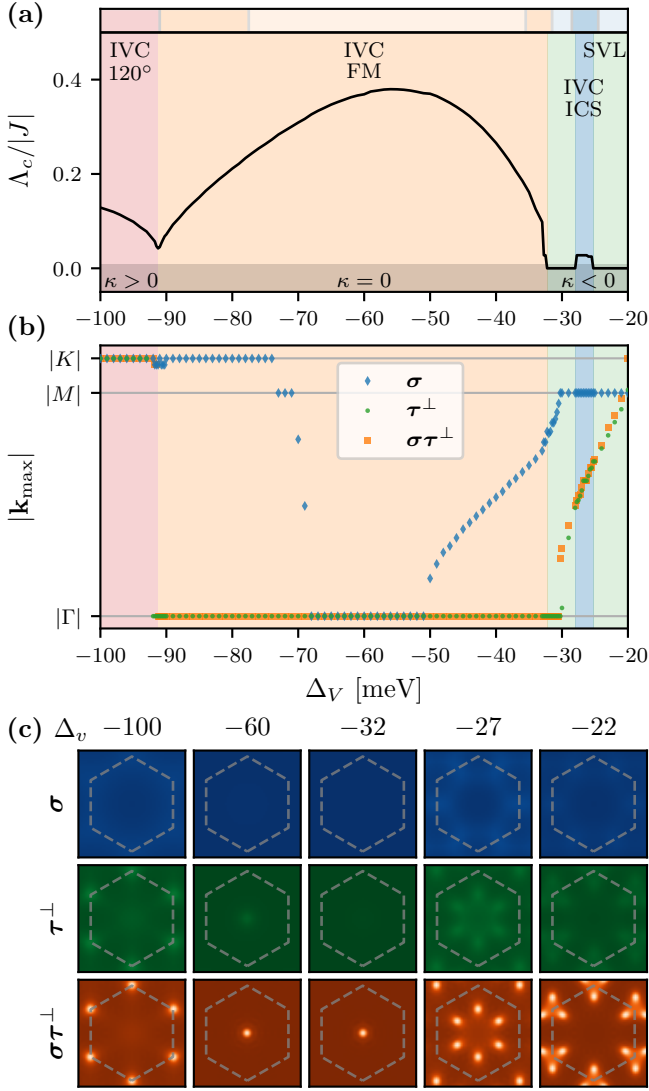


FIG. 6. **Quantum phase diagram of the TG/h-BN Hamiltonian** as a function of Δ_V from pf-FRG. **(a)** Critical scale Δ_c where the pf-FRG flow shows instabilities. The background color shows the phase boundaries and the small bar on top shows the semi-classical results for comparison. **(b)** Magnitude of the ordering vector given by the momentum \mathbf{k}_{\max} at which the structure factor is maximal. Note that we show all sectors, even though σ and τ^\perp are very small compared to $\sigma\tau^\perp$. **(c)** Static structure factor at Λ slightly above Δ_c . All sectors are plotted at the same color scale (for fixed Δ_V). Compared to the semi-classical calculation (see Fig. 1), the spin-valley sector is always clearly dominant and the other sectors only show very faint features. In the vicinity of the semi-classical ICS phase we observe regions with no flow breakdown, indicating a putative spin-valley liquid (SVL) ground state. The staggered vector chirality κ changes sign consistent with the semi-classical result.

equations, which govern the evolution of the one-particle irreducible vertex functions. To become amenable to numerical computations the infinite hierarchy has to be truncated. Here, we choose the Katanin truncation [86], which only considers the scale dependence of one- and two-particle correlation functions, i.e. the frequency-dependent self-energy Σ^Λ

and the interaction vertex Γ^Λ . This level of truncation has been shown to successfully discriminate between ordered and disordered regimes [49]. The initial conditions of the vertex functions at $\Lambda \rightarrow \infty$ are given by the bare coupling constants in the Hamiltonian and integrating out all fluctuations amounts to lowering the cutoff scale down to $\Lambda \rightarrow 0$.

1. Susceptibilities

The integration of the flow equations down to $\Lambda = 0$, however, is only possible if no indications of spontaneous symmetry breaking occur. The onset of such symmetry breaking is signaled by the divergence of a susceptibility, associated with an order parameter, when approaching a characteristic scale Δ_c , which we dub the *critical scale*. To probe spin-valley orders with bilinear order parameters, we consider the Fourier transformed Green's function

$$\chi_{ij}^{\mu\nu\kappa\lambda\Lambda}(\omega) = \int_0^\infty d\tau e^{i\omega\tau} \left\langle \hat{T}_\tau (\sigma_i^\mu \tau_i^\kappa)(\tau)(\sigma_j^\nu \tau_j^\lambda)(0) \right\rangle^\Lambda, \quad (18)$$

where \hat{T}_τ is the time-ordering operator in imaginary time τ . Due to finite numerical accuracy the divergence is usually softened to a cusp or peak. Below the critical scale the flow is no longer physical, and the numerical integration of the flow equations has to be stopped. If such a *flow breakdown* occurs, the dominant component of $\chi_{ij}^{\mu\nu\kappa\lambda}$ tells us in which sector the system wants to order, whereas its Fourier transform (the momentum dependent *structure factor*) allows us to determine the type of order. The absence of a flow breakdown, on the other hand, leaves open the possibility of a spin-valley liquid or a different quantum disordered ground state.

The symmetries of the Hamiltonian are preserved in the flow equations and carry over to the spin-valley spin-valley correlations. To distinguish the different types of order in the sectors defined in Eq. (12), consider the diagonal components

$$\begin{aligned} \chi_{ij}^\sigma &= \chi_{ij}^{\mu d d} \sim \langle \sigma_i^\mu \sigma_j^\mu \rangle, \\ \chi_{ij}^{\tau^\perp} &= \chi_{ij}^{d d x x} = \chi_{ij}^{d d y y} \sim \langle \tau_i^\perp \tau_j^\perp \rangle, \\ \chi_{ij}^{\sigma\tau^\perp} &= \chi_{ij}^{\mu x x} = \chi_{ij}^{\mu y y} \sim \langle \sigma_i^\mu \tau_i^\perp \sigma_j^\mu \tau_j^\perp \rangle, \\ \chi_{ij}^{\tau^z} &= \chi_{ij}^{d d z z} \sim \langle \tau_i^z \tau_j^z \rangle, \\ \chi_{ij}^{\sigma\tau^z} &= \chi_{ij}^{\mu z z} \sim \langle \sigma_i^\mu \tau_i^z \sigma_j^\mu \tau_j^z \rangle, \end{aligned} \quad (19)$$

with $\mu = x, y, z$ (no summation). These are the same sectors as defined in the previous section for the semi-classical approach and, in principle, we can detect the same types of semi-classical order. At a flow breakdown, however, the subdominant components of the correlations are usually suppressed and only the dominant component diverges. This makes it difficult to resolve mixed states with simultaneous order in multiple sectors. The valley out-of-plane sectors $\chi_{ij}^{\tau^z}$ and $\chi_{ij}^{\sigma\tau^z}$ are always negligibly small and are not considered in the following. The off-diagonal components $\chi^{d d x y} = -\chi^{d d y x} \sim \langle \tau^x \tau^y \rangle$ and $\chi^{\mu \mu x y} = -\chi^{\mu \mu y x} \sim \langle \sigma \tau^x \sigma \tau^y \rangle$ are finite but also small. They can, however, still be used to determine a sign change in the staggered vector chirality defined in Eqs. (14) and (15), see appendix B for details.

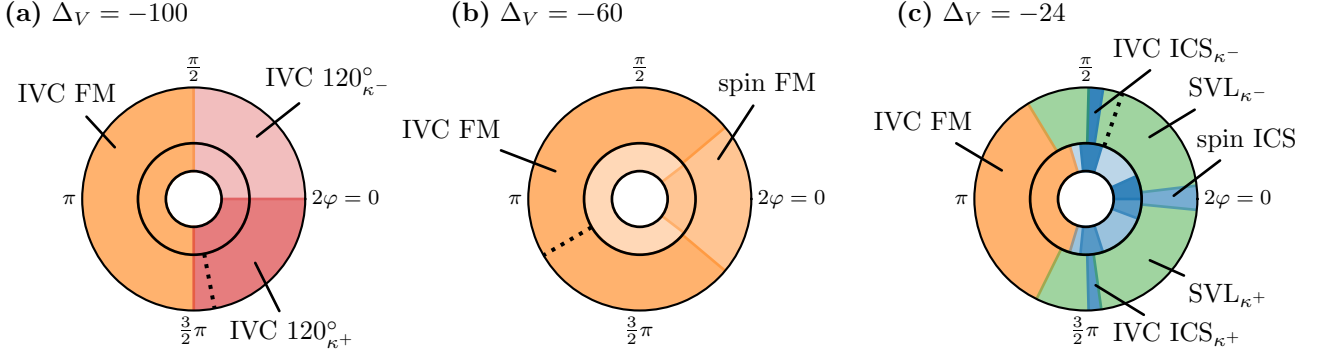


FIG. 7. **Quantum phase diagram as a function of the phase** from pf-FRG. The coupling J_1 and J_2 are fixed to their TG/h-BN estimates for different Δ_V . The dotted black lines show the initial estimate for φ at the corresponding Δ_V . The inner circles show the semi-classical results (see Fig. 5 for comparison). The main discrepancy occurs in (c). Here, the phase boundaries are slightly shifted and we observe disordered, putative SVL liquid phases in the regime of the semi-classical mixed ICS order. Around $\varphi = 0$ semi-classical ICS/stripe order turns into dominant ICS order in the spin. κ^\pm denotes the sign of the chirality (when non-zero).

2. Implementation

In our numerical implementation, which is based on the `PFGRGSolver` Julia package [43], the continuous Matsubara frequencies are discretized in an adaptive grid with $N_\Sigma = 200$ frequencies for the one-particle vertex and $N_\Gamma = 40 \times 30 \times 60$ for the two-particle vertex, where we checked for convergence with respect to increasing the number of frequencies. The infinite lattice is approximated by considering a real-space vertex truncation of $L = 12$ lattice bonds, which effectively enforces a maximal correlation length. This is beneficial compared to periodic boundary conditions as incommensurate order is more easily resolved [87]. We integrate the flow equations, which for this setup amount to approximately $8 \cdot 10^7$ coupled differential equations, starting from a large cutoff $\Lambda/|J| = 20$ down to $\Lambda/|J| = 0.01$, below which the simulation starts to become unreliable. We label phases that show no flow breakdown above $\Lambda/|J| = 0.01$ as putative spin-valley liquids (SVL) that exhibit a quantum disordered ground state.

B. Quantum phase diagram for TG/h-BN spin-valley model

We employ the pf-FRG to calculate the quantum counterparts to the semi-classical phase diagrams obtained in the previous section. Starting with the TG/h-BN inspired parameters, Fig. 6 (a) shows the critical scale as a function of the potential difference Δ_V with labels denoting the types of ground state. The horizontal bar on top of the figure shows the semi-classical phase boundaries obtained in the previous section for comparison. Fig. 6 (b) shows the momentum \mathbf{k}_{\max} for which the structure factor is maximal and (c) shows the full structure factor for several Δ_V .

Below $\Delta_V \lesssim -31$ meV the critical scale Λ_c shows qualitatively similar behavior to the semi-classical transition temperature. The structure factors imply IVC 120° order with

positive chirality for $\Delta_V \lesssim -91$ meV and a large FM phase centered around $\Delta_V \approx 60$ meV. The position of the phase boundary between these phases matches the semi-classical result almost perfectly. In the FM phase, however, the pf-FRG does not clearly distinguish between the IVC and mixed order, as already explained above. Instead, it always shows dominant $\chi^{\sigma\tau^\pm}$ implying an IVC FM ground state. The position of the maximum \mathbf{k}_{\max} in the spin structure factor χ^σ may indicate a crossover between different types of order, see Fig. 6 (b), but the magnitude of the peaks relative to $\chi^{\sigma\tau^\pm}$ does not change significantly, see Fig. 6 (c).

For $\Delta_V \gtrsim -31$ meV the pf-FRG structure factors show peaks at incommensurate momenta, with dominant $\chi^{\sigma\tau^\pm}$ and negative chirality. This is consistent with the semi-classically observed mixed ICS order. The flow of the structure factor, however, shows no flow breakdown down to the lowest considered scale indicated by the gray area in the figure. This implies that no spin-valley order is present even for very low energy scales and suggests a putative spin-valley liquid ground state. It is also possible that the system orders at scales too low for our numerical resolution. This may explain the flow breakdowns in the small region close to the semi-classical ICS/stripe phase with a small critical scale of $\Lambda_c/|J| \approx 0.025$.

C. Role of the SU(4) symmetry breaking couplings

We now turn to the phase diagrams with fixed J_1 and J_2 and varying phase φ . Fig. 7 shows the phases and their boundaries found by the pf-FRG in comparison to the semi-classical results. For J_1 and J_2 fixed to their values at $\Delta_V = -100$ meV and $\Delta_V = -60$ meV the phase diagrams agree remarkably well. The only significant difference is that semi-classical mixed order again turns to IVC order in the pf-FRG.

For $\Delta_V = -24$ meV, however, an extended putative SVL phase emerges where the semi-classical approach showed mixed ICS order. The phase boundaries are also shifted no-

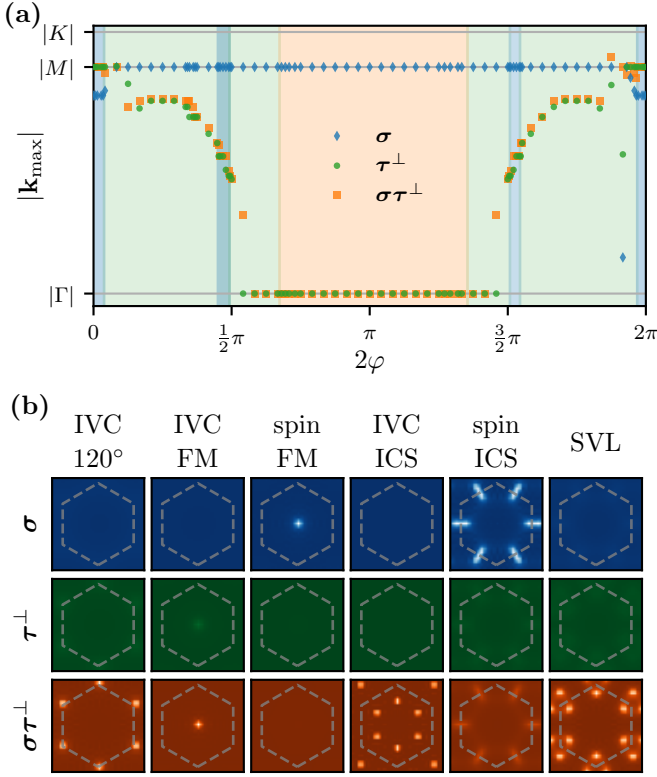


FIG. 8. **Quantum structure factors** from pf-FRG (a) Magnitude of the ordering vector given by the momentum k_{\max} where the structure factor is maximal for the phase diagram corresponding to Fig 7 (c) ($\Delta_V = -24$). (b) Full static structure factors at Λ slightly above Λ_c for the phases found in Fig. 7. All sectors a plotted at the same color scale (in one phase).

tably. The SVL phase is interspersed by incommensurate order in the vicinity of the semi-classical ICS/stripe phase. Close to $2\varphi = \pi/2, 3\pi/2$ we observe IVC ICS order and again a very small spin structure factor. Around $\varphi = 0$, on the other hand, the spin is dominant and shows ICS instead of stripe order. The corresponding structure factors and the position of their maxima are shown in Fig. 8. The spin structure factor shows very faint stripe order everywhere expect close to $\varphi = 0(2\pi)$. This may indicate that the corresponding stripe order observed in the semi-classical approach is an artifact of a finite lattice with periodic boundary conditions.

The phase boundaries are determined by the location of the minima in the critical scale, which is shown in Fig. 9. The critical scale in all ICS phases is again very close to the smallest scale we can reliably calculate and the results have to be interpreted with some caution due to increasing numerical uncertainties. It is both possible that at such low scales the flow breakdowns are numerical artifacts, or that the ICS phases are indeed larger, but order below $\Lambda_c/|J| = 0.01$.

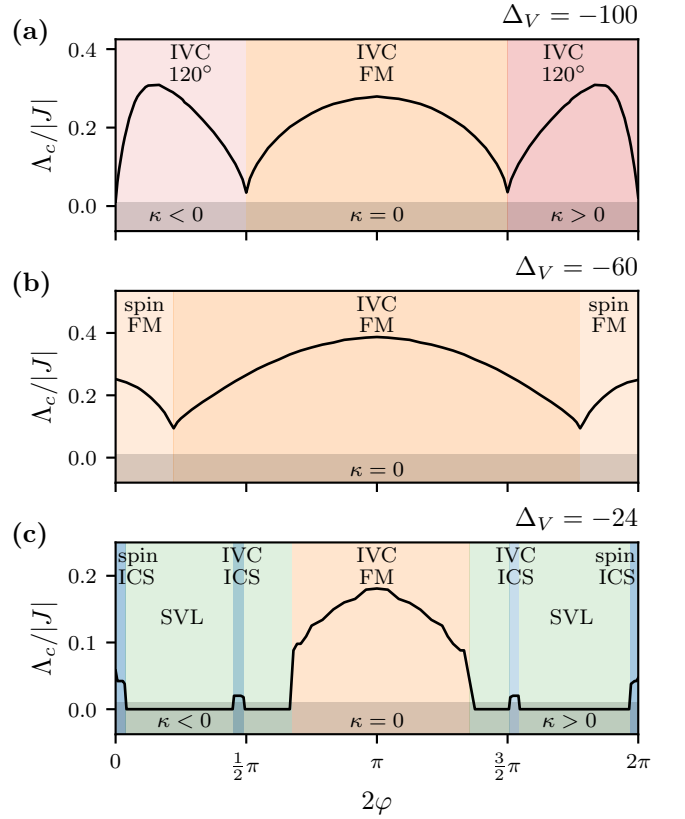


FIG. 9. **Critical scale as a function of the phase** for J_1 and J_2 fixed to the same parameters as in Fig. 7. The black area highlights the value of $\Lambda_c/|J| = 0.01$ below which we stop the numerical integration. The IVC ICS phases in (c) show flow break downs very close to this value, at which the numerics become increasingly unreliable.

V. DISCUSSION

Motivated by the recent success in the synthesis and exploration of strongly-correlated moiré materials, we have conducted a systematic study of triangular-lattice spin-valley models with $SU(2)_{\text{spin}} \otimes U(1)_{\text{valley}}$ symmetry, which had been constructed as effective models for several moiré heterostructures. While an approximate $SU(4)$ symmetry can be considered to be a good starting point for the study of their correlated phase diagram, $SU(4)$ breaking interactions such as XXZ anisotropies, Dzyaloshinskii-Moriya exchange, and on-site Hund's couplings, are expected to have a strong impact on magnetic and non-magnetic ground states. Focussing on the case with a filling of two electrons (or holes) per moiré unit cell, we explored the $SU(2)_{\text{spin}} \otimes U(1)_{\text{valley}}$ spin-valley model in a broad regime of coupling constants using semi-classical Monte Carlo simulations as well as complementary pseudo-fermion FRG calculations. As the parameter space of the $SU(2)_{\text{spin}} \otimes U(1)_{\text{valley}}$ model is large, we use material- and tuning-parameter specific predictions for TG/h-BN as a starting point and then generalize to a broader range by additional tuning of the XXZ anisotropies and Dzyaloshinskii-Moriya exchange couplings.

With both approaches, we consistently found a rich variety of ordered phases, including (anti-)ferromagnetic, incommensurate, and stripe order, which appear in the different regions of the model's parameter space. These states should therefore be considered as potential candidates for correlated insulator states appearing in moiré heterostructures described by the $SU(2)_{\text{spin}} \otimes U(1)_{\text{valley}}$ spin-valley model. We note that it is an ongoing discussion whether, e.g., the correlated insulating states in TG/h-BN are the result of a Stoner instability [15], of the relevance of Mott correlations [46], or of actual strong coupling [47]. Additional tuning or another materials composition may tip the scale into one or the other direction and our study can therefore shed some light at least on the strong-coupling side.

In certain parameter regimes it can be expected that quantum fluctuations play an important role, which is not covered by the semi-classical Monte-Carlo simulations. In that case, the pseudo-fermion functional renormalization group is better suited to identify whether quantum disordered ground

states are likely to occur. Indeed, we found a broad parameter range where such spin-valley liquids may emerge, even in the presence of sizable $SU(4)$ breaking couplings. We therefore conclude that strongly-correlated moiré heterostructures are a promising candidate materials to continue the search for and exploration of spin liquid physics.

ACKNOWLEDGMENTS

We thank C. Hickey, J. Park, and A. Rosch for insightful discussions. We acknowledge partial funding from the Deutsche Forschungsgemeinschaft (DFG, German Research Foundation) within Project-ID 277146847, SFB 1238 (project C02). The numerical simulations were performed on the Noc-tua 2 cluster at the Paderborn Center for Parallel Computing (PC2) and the CHEOPS cluster at RRZK Cologne. MMS acknowledges support by the DFG through the DFG Heisenberg programme (Project-ID 452976698).

-
- [1] Y. Cao, V. Fatemi, A. Demir, S. Fang, S. L. Tomarken, J. Y. Luo, J. D. Sanchez-Yamagishi, K. Watanabe, T. Taniguchi, E. Kaxiras, R. C. Ashoori, and P. Jarillo-Herrero, Correlated insulator behaviour at half-filling in magic-angle graphene superlattices, *Nature* **556**, 80 (2018).
- [2] Y. Cao, V. Fatemi, S. Fang, K. Watanabe, T. Taniguchi, E. Kaxiras, and P. Jarillo-Herrero, Unconventional superconductivity in magic-angle graphene superlattices, *Nature* **556**, 43 (2018).
- [3] X. Lu, P. Stepanov, W. Yang, M. Xie, M. A. Aamir, I. Das, C. Urgell, K. Watanabe, T. Taniguchi, G. Zhang, A. Bachtold, A. H. MacDonald, and D. K. Efetov, Superconductors, orbital magnets and correlated states in magic-angle bilayer graphene, *Nature* **574**, 653 (2019).
- [4] Y. Cao, D. Chowdhury, D. Rodan-Legrain, O. Rubies-Bigorda, K. Watanabe, T. Taniguchi, T. Senthil, and P. Jarillo-Herrero, Strange Metal in Magic-Angle Graphene with near Planckian Dissipation, *Phys. Rev. Lett.* **124**, 076801 (2020).
- [5] M. Yankowitz, S. Chen, H. Polshyn, Y. Zhang, K. Watanabe, T. Taniguchi, D. Graf, A. F. Young, and C. R. Dean, Tuning superconductivity in twisted bilayer graphene, *Science* **363**, 1059 (2019).
- [6] U. Zondiner, A. Rozen, D. Rodan-Legrain, Y. Cao, R. Queiroz, T. Taniguchi, K. Watanabe, Y. Oreg, F. von Oppen, A. Stern, E. Berg, P. Jarillo-Herrero, and S. Ilani, Cascade of phase transitions and dirac revivals in magic-angle graphene, *Nature* **582**, 203 (2020).
- [7] D. Wong, K. P. Nuckolls, M. Oh, B. Lian, Y. Xie, S. Jeon, K. Watanabe, T. Taniguchi, B. A. Bernevig, and A. Yazdani, Cascade of electronic transitions in magic-angle twisted bilayer graphene, *Nature* **582**, 198 (2020).
- [8] G. W. Burg, J. Zhu, T. Taniguchi, K. Watanabe, A. H. MacDonald, and E. Tutuc, Correlated Insulating States in Twisted Double Bilayer Graphene, *Phys. Rev. Lett.* **123**, 197702 (2019).
- [9] C. Shen, Y. Chu, Q. Wu, N. Li, S. Wang, Y. Zhao, J. Tang, J. Liu, J. Tian, K. Watanabe, T. Taniguchi, R. Yang, Z. Y. Meng, D. Shi, O. V. Yazyev, and G. Zhang, Correlated states in twisted double bilayer graphene, *Nature Physics* **16**, 520 (2020).
- [10] X. Liu, Z. Hao, E. Khalaf, J. Y. Lee, Y. Ronen, H. Yoo, D. H. Najafabadi, K. Watanabe, T. Taniguchi, A. Vishwanath, and P. Kim, Tunable spin-polarized correlated states in twisted double bilayer graphene, *Nature* **583**, 221 (2020).
- [11] Y. Cao, D. Rodan-Legrain, O. Rubies-Bigorda, J. M. Park, K. Watanabe, T. Taniguchi, and P. Jarillo-Herrero, Tunable correlated states and spin-polarized phases in twisted bilayer-bilayer graphene, *Nature* **583**, 215 (2020).
- [12] G. Chen, L. Jiang, S. Wu, B. Lyu, H. Li, B. L. Chittari, K. Watanabe, T. Taniguchi, Z. Shi, J. Jung, Y. Zhang, and F. Wang, Evidence of a gate-tunable Mott insulator in a trilayer graphene moiré superlattice, *Nature Physics* **15**, 237 (2019).
- [13] G. Chen, A. L. Sharpe, P. Gallagher, I. T. Rosen, E. J. Fox, L. Jiang, B. Lyu, H. Li, K. Watanabe, T. Taniguchi, J. Jung, Z. Shi, D. Goldhaber-Gordon, Y. Zhang, and F. Wang, Signatures of tunable superconductivity in a trilayer graphene moiré superlattice, *Nature* **572**, 215 (2019).
- [14] G. Chen, A. L. Sharpe, E. J. Fox, Y.-H. Zhang, S. Wang, L. Jiang, B. Lyu, H. Li, K. Watanabe, T. Taniguchi, Z. Shi, T. Senthil, D. Goldhaber-Gordon, Y. Zhang, and F. Wang, Tunable correlated Chern insulator and ferromagnetism in a moiré superlattice, *Nature* **579**, 56 (2020).
- [15] H. Zhou, T. Xie, A. Ghazaryan, T. Holder, J. R. Ehrets, E. M. Spanton, T. Taniguchi, K. Watanabe, E. Berg, M. Serbyn, and A. F. Young, Half- and quarter-metals in rhombohedral trilayer graphene, *Nature* **598**, 429 (2021).
- [16] J. Yang, G. Chen, T. Han, Q. Zhang, Y.-H. Zhang, L. Jiang, B. Lyu, H. Li, K. Watanabe, T. Taniguchi, Z. Shi, T. Senthil, Y. Zhang, F. Wang, and L. Ju, Spectroscopy signatures of electron correlations in a trilayer graphene/hBN moiré superlattice, *Science* **375**, 1295 (2022).
- [17] C. Jin, E. C. Regan, A. Yan, M. I. B. Utama, D. Wang, S. Zhao, Y. Qin, S. Yang, Z. Zheng, S. Shi, K. Watanabe, T. Taniguchi, S. Tongay, A. Zettl, and F. Wang, Observation of moiré excitons in WSe₂/WS₂ heterostructure superlattices, *Nature* **567**, 76 (2019).
- [18] E. C. Regan, D. Wang, C. Jin, M. I. B. Utama, B. Gao, X. Wei, S. Zhao, W. Zhao, Z. Zhang, K. Yumigeta, M. Blei, J. D. Carlström, K. Watanabe, T. Taniguchi, S. Tongay, M. Crommie, A. Zettl, and F. Wang, Mott and generalized Wigner crystal states in WSe₂/WS₂ moiré superlattices, *Nature* **579**, 359

- (2020).
- [19] L. Wang, E.-M. Shih, A. Ghiotto, L. Xian, D. A. Rhodes, C. Tan, M. Claassen, D. M. Kennes, Y. Bai, B. Kim, K. Watanabe, T. Taniguchi, X. Zhu, J. Hone, A. Rubio, A. N. Pasupathy, and C. R. Dean, Correlated electronic phases in twisted bilayer transition metal dichalcogenides, *Nature Materials* **19**, 861 (2020).
- [20] C. Jin, Z. Tao, T. Li, Y. Xu, Y. Tang, J. Zhu, S. Liu, K. Watanabe, T. Taniguchi, J. C. Hone, L. Fu, J. Shan, and K. F. Mak, Stripe phases in WSe₂/WS₂ moiré superlattices, *Nature Materials* **20**, 940 (2021).
- [21] T. Li, S. Jiang, B. Shen, Y. Zhang, L. Li, Z. Tao, T. Devakul, K. Watanabe, T. Taniguchi, L. Fu, J. Shan, and K. F. Mak, Quantum anomalous Hall effect from intertwined moiré bands, *Nature* **600**, 641 (2021).
- [22] C. Xu and L. Balents, Topological Superconductivity in Twisted Multilayer Graphene, *Phys. Rev. Lett.* **121**, 087001 (2018).
- [23] N. F. Q. Yuan and L. Fu, Model for the metal-insulator transition in graphene superlattices and beyond, *Phys. Rev. B* **98**, 045103 (2018).
- [24] J. Kang and O. Vafek, Strong Coupling Phases of Partially Filled Twisted Bilayer Graphene Narrow Bands, *Phys. Rev. Lett.* **122**, 246401 (2019).
- [25] H. C. Po, L. Zou, A. Vishwanath, and T. Senthil, Origin of Mott Insulating Behavior and Superconductivity in Twisted Bilayer Graphene, *Phys. Rev. X* **8**, 031089 (2018).
- [26] D. V. Chichinadze, L. Classen, Y. Wang, and A. V. Chubukov, Cascade of transitions in twisted and non-twisted graphene layers within the van Hove scenario, *npj Quantum Materials* **7**, 114 (2022).
- [27] M. Koshino, Band structure and topological properties of twisted double bilayer graphene, *Phys. Rev. B* **99**, 235406 (2019).
- [28] R. Samajdar and M. S. Scheurer, Microscopic pairing mechanism, order parameter, and disorder sensitivity in moiré superlattices: Applications to twisted double-bilayer graphene, *Phys. Rev. B* **102**, 064501 (2020).
- [29] Y.-H. Zhang and T. Senthil, Bridging Hubbard model physics and quantum Hall physics in trilayer graphene/*h* – BN moiré superlattice, *Phys. Rev. B* **99**, 205150 (2019).
- [30] C. Schrade and L. Fu, Spin-valley density wave in moiré materials, *Phys. Rev. B* **100**, 035413 (2019).
- [31] Y.-H. Zhang and D. Mao, Spin liquids and pseudogap metals in the su(4) hubbard model in a moiré superlattice, *Phys. Rev. B* **101**, 035122 (2020).
- [32] Y.-H. Zhang, D. N. Sheng, and A. Vishwanath, SU(4) Chiral Spin Liquid, Exciton Supersolid, and Electric Detection in Moiré Bilayers, *Phys. Rev. Lett.* **127**, 247701 (2021).
- [33] Y. Xu, K. Kang, K. Watanabe, T. Taniguchi, K. F. Mak, and J. Shan, A tunable bilayer Hubbard model in twisted WSe₂, *Nature Nanotechnology* **17**, 934 (2022).
- [34] F. Wu, T. Lovorn, E. Tutuc, I. Martin, and A. H. MacDonald, Topological Insulators in Twisted Transition Metal Dichalcogenide Homobilayers, *Phys. Rev. Lett.* **122**, 086402 (2019).
- [35] S. Zhang, B. Zhou, and Y.-H. Zhang, Approximate SU(4) spin models on triangular and honeycomb lattices in twisted AB-Stacked WSe₂ homo-bilayer, [arXiv:2302.07750](https://arxiv.org/abs/2302.07750).
- [36] K. I. Kugel and D. I. Khomskii, The Jahn-Teller effect and magnetism: transition metal compounds, *Sov. Phys. Usp.* **25**, 231 (1982).
- [37] S. K. Pati, R. R. P. Singh, and D. I. Khomskii, Alternating Spin and Orbital Dimerization and Spin-Gap Formation in Coupled Spin-Orbital Systems, *Phys. Rev. Lett.* **81**, 5406 (1998).
- [38] Y. Q. Li, M. Ma, D. N. Shi, and F. C. Zhang, SU(4) Theory for Spin Systems with Orbital Degeneracy, *Phys. Rev. Lett.* **81**, 3527 (1998).
- [39] W. M. H. Natori, R. Nutakki, R. G. Pereira, and E. C. Andrade, SU(4) Heisenberg model on the honeycomb lattice with exchange-frustrated perturbations: Implications for twistronics and Mott insulators, *Phys. Rev. B* **100**, 205131 (2019).
- [40] X.-C. Wu, A. Keselman, C.-M. Jian, K. A. Pawlak, and C. Xu, Ferromagnetism and spin-valley liquid states in moiré correlated insulators, *Phys. Rev. B* **100**, 024421 (2019).
- [41] A. Keselman, B. Bauer, C. Xu, and C.-M. Jian, Emergent Fermi Surface in a Triangular-Lattice SU(4) Quantum Antiferromagnet, *Phys. Rev. Lett.* **125**, 117202 (2020).
- [42] A. Keselman, L. Savary, and L. Balents, Dimer description of the SU(4) antiferromagnet on the triangular lattice, *SciPost Phys.* **8**, 76 (2020).
- [43] D. Kiese, F. L. Buessen, C. Hickey, S. Trebst, and M. M. Scherer, Emergence and stability of spin-valley entangled quantum liquids in moiré heterostructures, *Phys. Rev. Res.* **2**, 013370 (2020).
- [44] L. Chen, H. Hu, and Q. Si, Fragile Insulator and Electronic Nematicity in a Graphene Moire System, [arXiv:2007.06086](https://arxiv.org/abs/2007.06086).
- [45] L. Classen, C. Honerkamp, and M. M. Scherer, Competing phases of interacting electrons on triangular lattices in moiré heterostructures, *Phys. Rev. B* **99**, 195120 (2019).
- [46] M. J. Calderón, A. Camjayi, and E. Bascones, Mott correlations in ABC graphene trilayer aligned with hBN, *Phys. Rev. B* **106**, L081123 (2022).
- [47] A. S. Patri and T. Senthil, Strong correlations in ABC-stacked trilayer graphene: Moiré is important, [arXiv:2210.080256](https://arxiv.org/abs/2210.080256).
- [48] J. Yang, G. Chen, T. Han, Q. Zhang, Y.-H. Zhang, L. Jiang, B. Lyu, H. Li, K. Watanabe, T. Taniguchi, Z. Shi, T. Senthil, Y. Zhang, F. Wang, and L. Ju, Spectroscopy signatures of electron correlations in a trilayer graphene/hBN moiré superlattice, *Science* **375**, 1295 (2022).
- [49] J. Reuther and P. Wölfle, $J_1 - J_2$ frustrated two-dimensional Heisenberg model: Random phase approximation and functional renormalization group, *Phys. Rev. B* **81**, 144410 (2010).
- [50] L. Gresista, D. Kiese, and S. Trebst, Moments and Multiplets in Moiré Materials - A Pseudo-Fermion Functional Renormalization Group for Spin-Valley Models, *Eur. Phys. J. B* **95**, 119 (2022).
- [51] F. L. Buessen, D. Roscher, S. Diehl, and S. Trebst, Functional renormalization group approach to SU(*n*) heisenberg models: Real-space renormalization group at arbitrary *n*, *Phys. Rev. B* **97**, 064415 (2018).
- [52] D. Roscher, F. L. Buessen, M. M. Scherer, S. Trebst, and S. Diehl, Functional renormalization group approach to SU(*n*) heisenberg models: Momentum-space renormalization group for the large-*n* limit, *Phys. Rev. B* **97**, 064416 (2018).
- [53] L. Balents, Spin liquids in frustrated magnets, *Nature* **464**, 199 (2010).
- [54] L. Savary and L. Balents, Quantum spin liquids: a review, *Reports on Progress in Physics* **80**, 016502 (2016).
- [55] J. W. F. Venderbos and R. M. Fernandes, Correlations and electronic order in a two-orbital honeycomb lattice model for twisted bilayer graphene, *Phys. Rev. B* **98**, 245103 (2018).
- [56] D. P. Landau and K. Binder, *A Guide to Monte Carlo Simulations in Statistical Physics* (Cambridge University Press, 2014).
- [57] L. Xian, M. Claassen, D. Kiese, M. M. Scherer, S. Trebst, D. M. Kennes, and A. Rubio, Realization of Nearly Dispersionless Bands with Strong Orbital Anisotropy from Destructive Interference in Twisted Bilayer MoS₂, *Nat Commun* **12**, 5644 (2021).
- [58] E. M. Stoudenmire, S. Trebst, and L. Balents, Quadrupolar cor-

- relations and spin freezing in $S = 1$ triangular lattice antiferromagnets, *Phys. Rev. B* **79**, 214436 (2009).
- [59] C. Hickey and A. Paramekanti, Thermal Phase Transitions of Strongly Correlated Bosons with Spin-Orbit Coupling, *Phys. Rev. Lett.* **113**, 265302 (2014).
- [60] J. D. Alzate-Cardona, D. Sabogal-Suárez, R. F. L. Evans, and E. Restrepo-Parra, Optimal phase space sampling for Monte Carlo simulations of Heisenberg spin systems, *Journal of Physics: Condensed Matter* **31**, 095802 (2019).
- [61] N. D. Mermin and H. Wagner, Absence of Ferromagnetism or Antiferromagnetism in One- or Two-Dimensional Isotropic Heisenberg Models, *Phys. Rev. Lett.* **17**, 1133 (1966).
- [62] V. L. Berezinsky, Destruction of long range order in one-dimensional and two-dimensional systems having a continuous symmetry group. I. Classical systems, *Sov. Phys. JETP* **32**, 493 (1971).
- [63] J. M. Kosterlitz and D. J. Thouless, Ordering, metastability and phase transitions in two-dimensional systems, *Journal of Physics C: Solid State Physics* **6**, 1181 (1973).
- [64] J. T. Chalker, P. C. W. Holdsworth, and E. F. Shender, Hidden order in a frustrated system: Properties of the Heisenberg Kagomé antiferromagnet, *Phys. Rev. Lett.* **68**, 855 (1992).
- [65] J. Reuther and R. Thomale, Functional renormalization group for the anisotropic triangular antiferromagnet, *Phys. Rev. B* **83**, 024402 (2011).
- [66] J. Reuther, P. Wölfle, R. Darradi, W. Brenig, M. Arlego, and J. Richter, Quantum phases of the planar antiferromagnetic $J_1 - J_2 - J_3$ Heisenberg model, *Phys. Rev. B* **83**, 064416 (2011).
- [67] J. Reuther, D. A. Abanin, and R. Thomale, Magnetic order and paramagnetic phases in the quantum $J_1 - J_2 - J_3$ honeycomb model, *Phys. Rev. B* **84**, 014417 (2011).
- [68] J. Reuther, R. Thomale, and S. Trebst, Finite-temperature phase diagram of the Heisenberg-Kitaev model, *Phys. Rev. B* **84**, 100406 (2011).
- [69] J. Reuther, R. Thomale, and S. Rachel, Magnetic ordering phenomena of interacting quantum spin hall models, *Phys. Rev. B* **86**, 155127 (2012).
- [70] J. Reuther, R. Thomale, and S. Rachel, Spiral order in the honeycomb iridate Li_2IrO_3 , *Phys. Rev. B* **90**, 100405 (2014).
- [71] Y. Iqbal, H. O. Jeschke, J. Reuther, R. Valentí, I. I. Mazin, M. Greiter, and R. Thomale, Paramagnetism in the kagome compounds $(\text{Zn}, \text{Mg}, \text{Cd})\text{Cu}_3(\text{OH})_6\text{Cl}_2$, *Phys. Rev. B* **92**, 220404 (2015).
- [72] Y. Iqbal, P. Ghosh, R. Narayanan, B. Kumar, J. Reuther, and R. Thomale, Intertwined nematic orders in a frustrated ferromagnet, *Phys. Rev. B* **94**, 224403 (2016).
- [73] F. L. Buessen and S. Trebst, Competing magnetic orders and spin liquids in two- and three-dimensional kagome systems: Pseudofermion functional renormalization group perspective, *Phys. Rev. B* **94**, 235138 (2016).
- [74] A. Keleş and E. Zhao, Absence of Long-Range Order in a Triangular Spin System with Dipolar Interactions, *Phys. Rev. Lett.* **120**, 187202 (2018).
- [75] N. Astrakhantsev, F. Ferrari, N. Niggemann, T. Müller, A. Chauhan, A. Kshetrimayum, P. Ghosh, N. Regnault, R. Thomale, J. Reuther, T. Neupert, and Y. Iqbal, Pinwheel valence bond crystal ground state of the spin- $\frac{1}{2}$ Heisenberg antiferromagnet on the shuriken lattice, *Phys. Rev. B* **104**, L220408 (2021).
- [76] F. L. Buessen, M. Hering, J. Reuther, and S. Trebst, Quantum Spin Liquids in Frustrated Spin-1 Diamond Antiferromagnets, *Phys. Rev. Lett.* **120**, 057201 (2018).
- [77] Y. Iqbal, T. Müller, P. Ghosh, M. J. P. Gingras, H. O. Jeschke, S. Rachel, J. Reuther, and R. Thomale, Quantum and Classical Phases of the Pyrochlore Heisenberg Model with Competing Interactions, *Phys. Rev. X* **9**, 011005 (2019).
- [78] B. Schneider, D. Kiese, and B. Sbierski, Taming pseudofermion functional renormalization for quantum spins: Finite temperatures and the Popov-Fedotov trick, *Phys. Rev. B* **106**, 235113 (2022).
- [79] N. Niggemann, B. Sbierski, and J. Reuther, Frustrated quantum spins at finite temperature: Pseudo-Majorana functional renormalization group approach, *Phys. Rev. B* **103**, 104431 (2021).
- [80] N. Niggemann, J. Reuther, and B. Sbierski, Quantitative functional renormalization for three-dimensional quantum Heisenberg models, *SciPost Phys.* **12**, 156 (2022).
- [81] D. Kiese, T. Müller, Y. Iqbal, R. Thomale, and S. Trebst, Multiloop functional renormalization group approach to quantum spin systems, *Phys. Rev. Res.* **4**, 023185 (2022).
- [82] J. Thoenniss, M. K. Ritter, F. B. Kugler, J. von Delft, and M. Punk, Multiloop pseudofermion functional renormalization for quantum spin systems: Application to the spin- $\frac{1}{2}$ kagome Heisenberg model, [arXiv:2011.01268](https://arxiv.org/abs/2011.01268).
- [83] C. Wetterich, Exact evolution equation for the effective potential, *Physics Letters B* **301**, 90 (1993).
- [84] W. Metzner, M. Salmhofer, C. Honerkamp, V. Meden, and K. Schönhammer, Functional renormalization group approach to correlated fermion systems, *Rev. Mod. Phys.* **84**, 299 (2012).
- [85] N. Dupuis, L. Canet, A. Eichhorn, W. Metzner, J. M. Pawłowski, M. Tissier, and N. Wschebor, The nonperturbative functional renormalization group and its applications, *Phys. Rept.* **910**, 1 (2021).
- [86] A. A. Katanin, Fulfillment of ward identities in the functional renormalization group approach, *Phys. Rev. B* **70**, 115109 (2004).
- [87] F. L. Buessen and Y. B. Kim, Functional renormalization group study of the Kitaev- Γ model on the honeycomb lattice and emergent incommensurate magnetic correlations, *Phys. Rev. B* **103**, 184407 (2021).
- [88] M. E. Muller, A Note on a Method for Generating Points Uniformly on N-Dimensional Spheres, *Commun. ACM* **2**, 19–20 (1959).
- [89] C. Bauer and F. Freyer, [BinningAnalysis.jl: Standard error estimation tools](https://github.com/CFreier/BinningAnalysis.jl) (2020).
- [90] S. Axen, M. Baran, and R. Bergmann, [Manifolds.jl](https://github.com/Saxen/Manifolds.jl) (2023).
- [91] R. Bergmann, [Manopt.jl: Optimization on manifolds in Julia](https://github.com/robertkratt/Manopt.jl), *Journal of Open Source Software* **7**, 3866 (2022).

Appendix A: Semi-classical Monte Carlo simulations

In this section we give additional details on the numerical implementation of the semi-classical Monte Carlo calculations, discussing the local Metropolis update, the finite-temperature calculations and the minimization procedure to obtain the ground state. We then present supplemental numerical data relevant for the results discussed in Sec. III, i.e. ground state energies obtained from the numerical minimization as a function of Δ_V and φ , the evolution of the latent heat of the first-order transition into ICS/stripe, the transition temperature as a function of φ , and specific heat saturation for $T \rightarrow 0$.

1. Implementation

Metropolis updates in spin-valley space

To calculate finite-temperature observables, we sample spin-valley configurations according to the Boltzmann distribution using the Metropolis algorithm [56] with local updates. Instead of a conventional spin configuration, however, we need to uniformly sample from the space of product states parameterized according to Eqs. (7), (8) by a 6-dimensional complex vector \mathbf{b}_i on each site i . These vectors are normalized and can therefore be understood to live on a real 11-dimensional hypersphere parameterized by the real and imaginary part of each vector component. To uniformly sample on an n -dimensional hypersphere (n -sphere), we can use the method from Ref. [88] and draw $n + 1$ normally distributed random numbers and normalize the resulting vector afterwards. A new state can, consequently, be generated by randomly selecting a site i and then sampling a new local state

$$\mathbf{b}'_i = \frac{\mathbf{\Gamma}}{|\mathbf{\Gamma}|}, \quad (\text{A1})$$

where $\mathbf{\Gamma}$ is a six-dimensional complex vector, with the real and imaginary part of each component sampled from a normal distribution. Such sampling on the full sphere, however, leads to very low acceptance rates for low temperatures and in turn to very slow convergence of the results. To combat this, we generalize the update procedure proposed for classical $\mathfrak{su}(2)$ spins in Ref. [60] and utilize the *Gaussian trial move*, which generates a new state in the ‘vicinity’ of the original as

$$\mathbf{b}'_i = \frac{\mathbf{b}_i + \sigma_g \mathbf{\Gamma}}{|\mathbf{b}_i + \sigma_g \mathbf{\Gamma}|}. \quad (\text{A2})$$

This is also an unbiased way of sampling the local Hilbert space, but with the benefit that the acceptance rate can be adjusted by controlling the value of σ_g . Starting with a large σ_g and then updating σ_g after every tenth sweep according to

$$\sigma_g \rightarrow \frac{0.5}{1 - R} \sigma_g, \quad (\text{A3})$$

where R is the acceptance rate during the last ten sweeps, this very quickly tunes the overall acceptance rate to approxi-

mately 50 % and we observe a significant speedup in the convergence for low temperatures.

Finite-temperature calculations

A full finite-temperature Monte Carlo run for a temperature T is divided in a thermalization phase for N_t sweeps and measurement phase for $N_m = 10N_t$ sweeps and proceeds as follows: For the thermalization phase, we start with a large temperature $T_i = 2|J|$ and $\sigma_g = 60$ and perform Monte Carlo sweeps using the update procedure explained above. For the first $\frac{3}{4}N_t$ sweeps the temperature is gradually lowered to the desired T by multiplying it with the factor $(T/T_i)^{\frac{4}{3N_t}}$ after each sweep. For the remaining $\frac{1}{4}N_t$ sweeps the temperature is kept constant.

During the measurement phase, temperature and σ_g are kept constant for N_m sweeps and observables are measured every tenth sweep. The statistical evaluation of measurements is done with the `BinningAnalysis` Julia Package [89].

Minimization to the ground state

In order to obtain semi-classical ground-state observables, we first use simulated annealing to get close to the global energy minimum while avoiding possible local minima. We follow this by a stochastic gradient descent, which monotonically further lowers the energy towards the ground-state value.

Similar to the thermalization phase of a conventional Monte Carlo run, simulated annealing constitutes of performing Monte Carlo sweeps using the Metropolis updates described above while gradually lowering the temperature. We initialize the system at $T_i = 2|J|$ and $\sigma_g = 60$ and perform Metropolis updates for 4000 sweeps, or until $400N$ updates have been accepted (where N is the number of sites), whichever comes first. Afterwards, we calculate the acceptance rate R at the current temperature, adjust σ_g according to Eq. (A3) and lower the temperature by 2 %. When σ_g has reached the minimal value of $\sigma_g = 0.05$ we keep it constant. We continue lowering the temperature until the acceptance rate is below $R_{\min} = 0.001\%$, after which we stop the calculation.

Starting from the so obtained state, we perform optimization sweeps using stochastic gradient descent. Here, the idea is to randomly pick a site i , obtain the energy H_{sc}^i as a function of only \mathbf{b}_i (with $\mathbf{b}_{j \neq i}$ fixed), and then minimize this energy using gradient descent. To preserve the normalization $|\mathbf{b}_i| = 1$, however, H_{sc}^i needs to be minimized on the 11-sphere spanned by the real and imaginary part of \mathbf{b}_i . To this end, we calculate the gradient ∇H_{sc}^i on the sphere using the finite differences backend of the `Manifolds` Julia package [90], and then perform gradient descent using the `Manopt` Julia package [91]. The gradient descent on a single site is stopped when the norm of the gradient is below $0.001|J|$. Performing this for N randomly chosen sites constitutes one optimization sweep. We find that after $N_o = 60$ optimization sweeps the energy does not significantly change anymore and we stop the minimization. From the resulting

state we can then calculate ground-state observables. To confirm that we are not stuck in a local energy minimum, we perform several of these minimizations and compare the resulting energies.

2. Supplemental numerical data

Ground-state energies

In this section, we present the ground-state energies obtained from the numerical minimization to confirm the correct identification of the FM and 120° states, and to elucidate the nature of the $T = 0$ transitions between the different ground-state orders. Starting with the TG/h-BN inspired parameters, Fig. 10 shows the energy from the minimization compared to the exact energies of the IVC FM (e.g. given by $|\sigma^x \tau^x\rangle$), the mixed FM (defined in Eq. (13)), and the IVC 120° state (defined in Eq. (16)). The numerical minimization almost exactly matches the energy of the lowest lying state, apart from the ICS phase where we did not obtain an analytic expression for the ground state. At $T = 0$ the energy is equivalent to the free energy, in which a kink (i.e. a discontinuity in the first derivative) implies a first-order transition. The transition between 120° and FM order precisely shows this behavior, while all other transitions appear to be continuous.

Similar behavior is found when varying φ for fixed J_1 and J_2 as shown in Fig. 11, where the transition between 120° and FM phases shows a clear kink. To determine the energy of the mixed FM shown Fig. 11 (b), we numerically obtain the optimal value for δ , which is the coefficient of the pure spin eigenstate in the definition of the mixed FM, so that the state has minimal energy. The value δ has its minimum of $\delta \approx 0.52$ at $2\varphi = \pi$ in the center of the mixed FM phase and continuously grows when moving towards the spin FM phase. In the close vicinity of $\varphi = 0$ (2π), $\delta \rightarrow \infty$ is the optimal value, which is equivalent to the pure spin FM, suggesting a

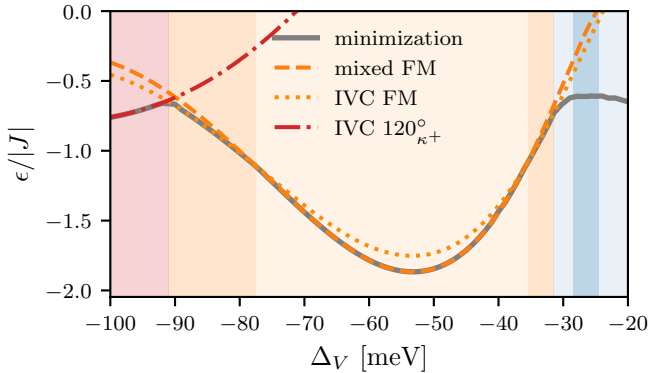


FIG. 10. **Ground-state energy per site for TG/h-BN inspired parameters.** The solid gray line shows the result of the numerical minimization. The dashed/dotted lines depict the exact energies of the FM and 120° type states. The kink at the transition between FM and 120° order suggests a first-order transition, while all other transitions appear to be continuous.

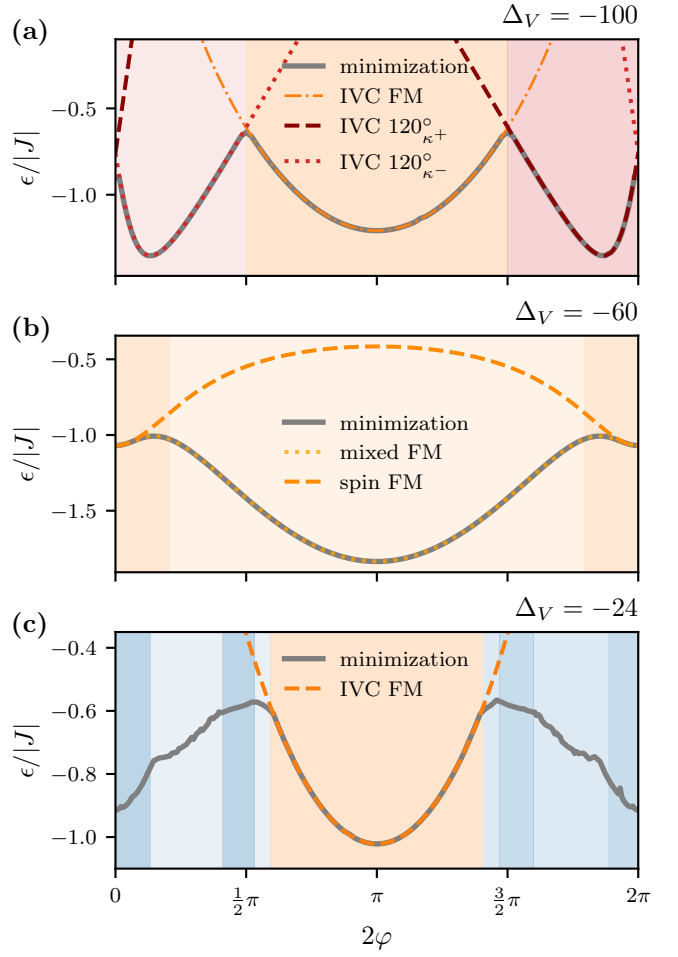


FIG. 11. **Ground-state energy per site as function of the phase** for J_1 and J_2 fixed to the same parameters as in Fig. 5. The solid gray line shows the result of the numerical minimization. The dashed/dotted lines depict the exact energies of the FM and 120° type states. The transition between the $120^\circ_{\kappa+}$, $120^\circ_{\kappa-}$ and FM order shows a clear kink in the energy suggesting a first-order transition, while transitions between the two FM phases appear continuous. The nature of the transition in the ICS phase in (c) (blue background) can not be conclusively determined from the numerical data.

continuous transition. The phase boundary shown is in this case determined by the position of a dip in the transition temperature (see Fig. 14 (b) below). The nature of the transition in the ICS phase in Fig. 11 (c) (blue background) can not be conclusively determined from the numerical data.

Thermodynamics

In Sec. III we have discussed the emergence of ten harmonic zero modes in all observed phases of our model, indicated by a specific heat saturating at $c_v(T \rightarrow 0) = 5$. Fig. 12 shows examples of the corresponding low temperature behavior of the specific heat in the three principal phases of our model. The other phases, not explicitly shown here,

exhibit very similar low temperature behavior and we always find $c_v(T \rightarrow 0) = 5$.

At the transition into the ICS phase shown in the right column of Fig. 4 of the main text the energy as a function of T shows a clearly visible discontinuity and the energy histogram a well-developed double-peak structure, both indicating a first order transition. Here we expand on the strength of this first-order transition by determining the latent heat released at this first-order transition. To this end, we fit double Gaussians to the energy histogram and calculate the difference of the two peak positions, which corresponds to the jump in the energy at the transition. The evolution of the so-determined latent heat is shown in Fig. 13. Deep inside the ICS/stripe ordered phase at $\Delta_V > -30$ meV, the associated thermal phase transition exhibits a sizeable latent heat of about $0.07|J|$, indicating a strong first-order thermal transition. Upon approaching the transition to the ferromagnetically ordered phase, this latent heat quickly vanishes in a continuous way, indicating a softening of the transition into a continuous thermal transition as expected for a ferromagnet.

To conclude our discussion of the semi-classical thermodynamics, Fig. 14 shows the transition temperature as a function of φ , using the same parameters as in Fig. 5. For these plots T_c is determined by the position of the maximum in the specific heat calculated for system sizes $L = 12, 24, 36$ and then extrapolated to infinite lattice size using a linear fit.

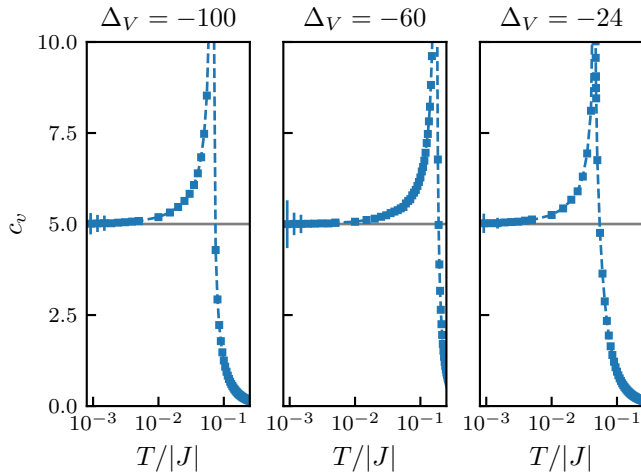


FIG. 12. **Specific heat saturation at low temperatures** for TG/h-BN inspired parameters deep in the 120° , FM and ICS phase and $L = 12$. We observe $c_v(T \rightarrow 0) = 5$ for all types of order, also for those not explicitly shown here. This indicates the existence of ten harmonic zero modes.

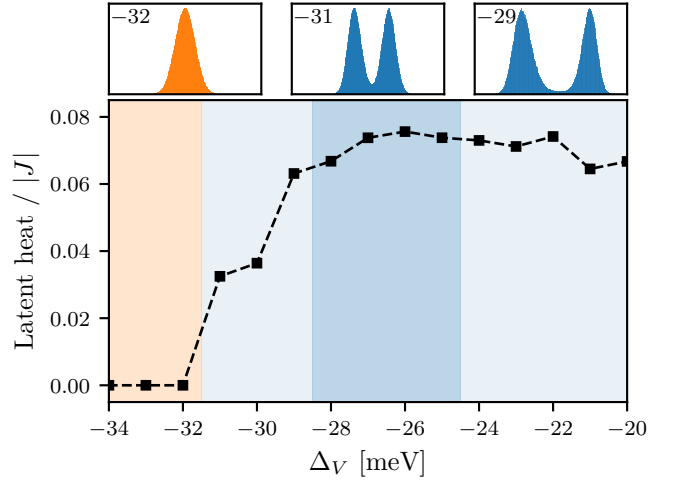


FIG. 13. **Latent heat** of the first-order transition into ICS/stripe order. Here the energy distribution at the transition temperature shows a double-peak structure, as e.g. shown in Fig. 4 in the bottom right. The latent heat is given by the difference of the peak positions, which we determine by fitting double Gaussians to the energy distributions. This is done for a lattice size of $L = 24$.

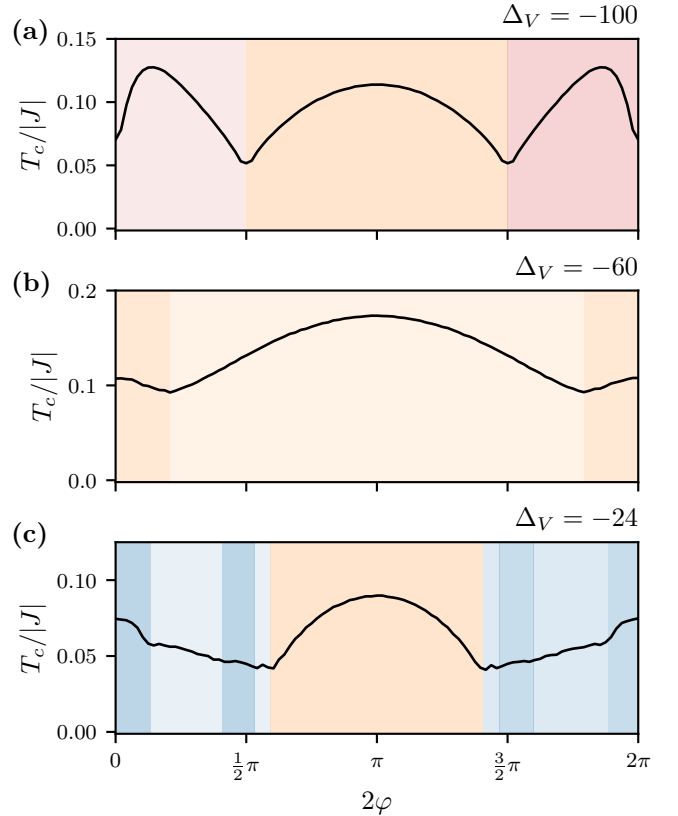


FIG. 14. **Transition temperature as a function of the phase** for J_1 and J_2 fixed to the same parameters as in Fig. 5. T_c is determined as the position of the maximum in the specific heat extrapolated to infinite lattice size.

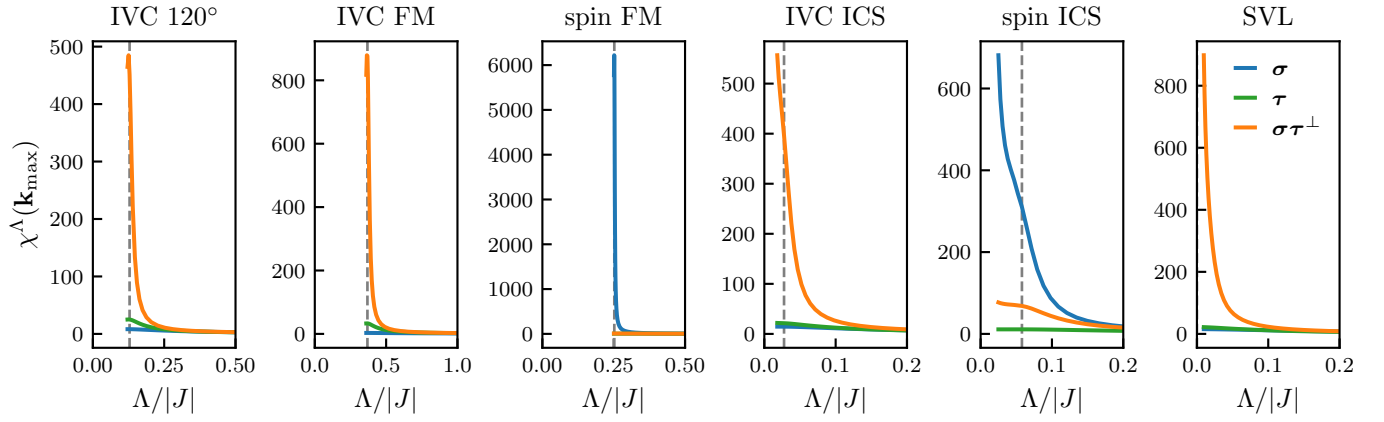


FIG. 15. **Renormalization group flow of the static structure factor** for the different phases of our model at the momentum of maximal intensity \mathbf{k}_{\max} . The dotted gray line shows the critical scale Λ_c indicating the onset of magnetic order, which is determined by the position of maximal negative curvature. In the SVL phase the flow stays convex down to the lowest numerically computed cutoff $\Lambda/|J| = 0.01$, i.e. the curvature is always positive. This indicates the absence of magnetic order.

Appendix B: pf-FRG simulations

We round off the manuscript by presenting supplemental data for the pf-FRG calculations of the quantum model.

Renormalization group flow of the structure factor

In Fig. 15 we show the renormalization group flow of the static (equal-time) structure factor for the different phases of our model, calculated at the momentum \mathbf{k}_{\max} with maximal intensity of the dominant sector. A divergence in the flow, which is usually softened to a kink or cusp by finite size effects, indicates the onset of magnetic order. We determine the associated critical scale Λ_c as the Λ where the structure factor has the maximal negative curvature (the second derivative). If the flow is convex down to $\Lambda/|J| = 0.01$, i.e. the curvature is always positive, we interpret the ground state to be a disordered, putative SVL state. In the case of a flow breakdown, we always observe either dominant $\chi^{\sigma\tau^\perp}$, indicating IVC order, or in χ^σ , indicating spin order. In contrast to the semi-classical model, the structure factor in the dominant sector is always close to a magnitude bigger than the others indicating that we never observe a mixed state in the quantum model.

Staggered vector chirality

The sign of the staggered chirality, as defined in Eqs. (14), (15), can also be calculated in the quantum model using the nearest neighbor correlations obtained from the pf-FRG flow. Since the flow equations preserve the symmetries of the Hamiltonian, which include a C_3 rotation and a sign change under inversion, all nearest neighbor correlations along a triangle will be equal up to a sign change between left and right pointing triangles. A sign change under inversion also implies $\chi_{ij}^{\mu\mu xy} = -\chi_{ij}^{\mu\mu yx}$. It follows that the chiralities are propor-

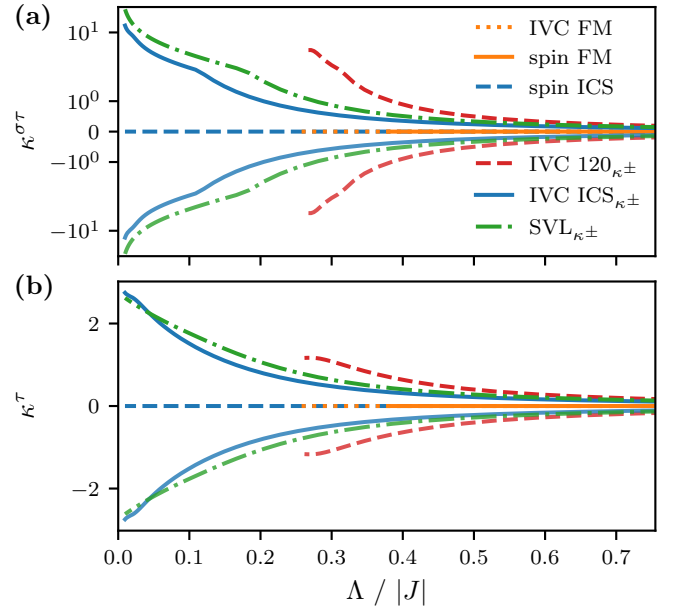


FIG. 16. **Renormalization group flow of the staggered chirality** deep inside the different phases of our model. FM states, or states that order only in the spin always show zero chirality. The chirality of all other states is consistent with the sign of the coupling J_{ij}^{DM} in Eq. (3).

tional to $\kappa^\tau \sim \chi_{\langle ij \rangle}^{dxy}$ and $\kappa^{\sigma\tau} \sim \chi_{\langle ij \rangle}^{\mu\mu xy}$, with $\langle ij \rangle$ being a nearest-neighbor bond in a right-pointing triangle. Fig. 16 shows the resulting flow of the staggered chiralities in all phases of our model. The FM and pure spin orders show zero chirality. The chirality in all other phases exactly matches the sign changes of the J_{ij}^{DM} coupling of Eq. (3), as was the case for the semi-classical model. Even the SVL phase shows a finite chirality consistent with the corresponding semi-classical ICS phase.