

De Sitter Space has no Chords. Almost Everything is Confined.

Leonard Susskind

Stanford Institute for Theoretical Physics and Department of Physics,
Stanford University, Stanford, CA 94305-4060, USA

and Google,
Mountain View, CA

Abstract

This paper describes a phenomenon in which all but a tiny fraction of the fundamental holographic degrees of the SYK theory are confined (as in quark confinement) in the double-scaled infinite temperature limit. The mechanism for confinement is an essential ingredient in the duality between DSSYK and de Sitter space. The mechanism, which removes almost all states from the physical spectrum of the bulk de Sitter theory applies to configurations of a small number of fermions which would be expected to comprise Hawking radiation in de Sitter space. Without confinement there would be far too many species of Hawking particles. The mechanism also applies to configurations with larger number of fermions, including the objects described by chord diagrams.

Contents

1	Introduction	2
1.1	De Sitter Space has no Chords	2
1.2	Almost Everthing is Confined	4
2	Gravity Side of the Duality	4
2.1	JT from 3-D De Sitter	5
2.2	Mass and Length Scales in dS	5
2.2.1	The Case of 4 Dimensions	6
2.2.2	3-D	9
2.3	String Scale	12
2.4	The Separation of Scales	13
2.5	Hawking Radiation	14
3	DSSYK_∞	15
3.1	The Hamiltonian	17
3.2	Complex SYK	18
3.3	Dictionary	20
4	Perturbation Theory	21
4.1	DSSYK _∞ and the 't Hooft Large N Expansion	26
4.2	Relation to the 't Hooft and Flat-space Limits	27
4.3	The Emergent String Scale and Sub-dS Locality	30
4.4	Single Fermion Dressed Propagator	33
4.5	Imaginary Masses	33
5	Confinement	35
5.1	Single Fermions	35
5.2	Fermion Pairs in Complex SYK	37

6	Analogy with QCD Plasma	42
6.1	SU(N) Confinement	42
6.2	QCD Plasma Analogy	43
6.3	Cords	46
7	Summary	48

1 Introduction

The need to extend the Holographic Principle from Anti de Sitter space to the cosmologically more relevant de Sitter space is self evident. But at the moment very little is understood about de Sitter holography. It would be helpful to have a concrete model to explore. In this paper I will explain the conjecture that the double-scaled limit of the SYK model at infinite temperature (DSSYK $_{\infty}$) is a holographic model of de Sitter space [1][2].

1.1 De Sitter Space has no Chords

The term “chord” refers to contractions between double-scaled SYK operators, each consisting of a large number of fundamental fermion operators [3][4]. There are two types of chords: the first, which I will continue to refer to as chords, has to do with insertions of the Hamiltonian. They are often called Hamiltonian chords but I will simply call them chords (think of the letter “h” as standing for Hamiltonian). The second refers to contractions of any other operator of weight of order q . These are often called “matter chords.” I’ll call them “cords” without the h.

Chords in DSSYK are thought to be related to the structure of space itself. Roughly they build space and the more chords there are

the more space they describe. In particular they are instrumental in building the long wormhole or throat connecting the left and right side of a thermofield double. The average number of chords is proportional to the length of the wormhole which is equal to $\log \beta$. At very low temperature the wormhole is very long and the number of chords is large. As the temperature is increased the length decreases as does the number of chords (see figure 1).

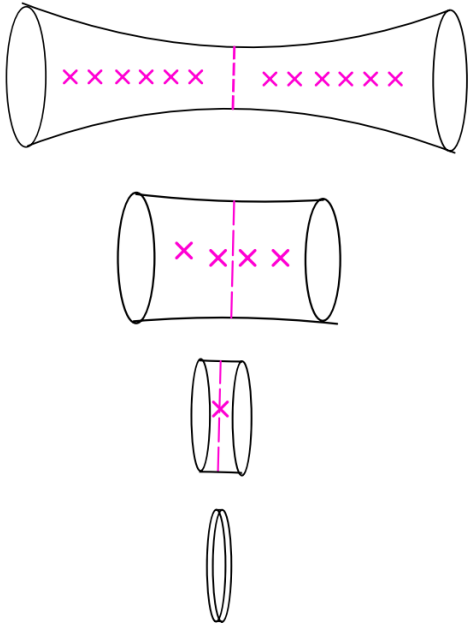


Figure 1: Chords are represented by X . The number of chords is proportional to the length of the throat.

In the limit of infinite temperature the length of the throat decreases to zero and the number of chords also tends to zero as in the last of figures 1. One might think that there is no space left although the entropy remains large. What does that entropy describe holographically? My conjecture is that there is some remaining space and it is de Sitter space. Thus the slogan:

“ de Sitter space has no chords.” .

The slogan is another way of saying that a static patch of de Sitter space is holographically described by a system at infinite temperature. The notation DSSYK_∞ means the double-scaled limit of SYK at infinite temperature.

1.2 Almost Everything is Confined

I will assume that a static patch of de Sitter space is described by DSSYK_∞ with the degrees of freedom residing on the boundary of the static patch, i.e., the horizon. There are N species of fermions which, at $T = \infty$ account for the large entropy $S = N$. If these fermions could be emitted into the bulk (the static patch) they would comprise N species of Hawking radiation. That is not consistent with a local bulk description. In a conventional description of de Sitter space only the massless degrees of freedom —gravitons and photons—contribute to Hawking radiation, and the number of each type of quanta in the bulk is order 1. Almost all the fermionic degrees of freedom must be confined near the horizon. Thus the slogan:

Almost everything is confined.

2 Gravity Side of the Duality

According to a recent conjecture the double-scaled infinite temperature limit of SYK theory (DSSYK_∞) is dual to a particular version

of de Sitter space; namely JT gravity with a positive cosmological constant [1][2]¹. While the status of this conjecture is still not completely certain it may be worthwhile understanding the requirements for it to be correct. They may apply more broadly to other holographic de Sitter constructions.

2.1 JT from 3-D De Sitter

The static patch of dS(2+1) is described by the metric,

$$ds^2 = -\left(1 - \frac{r^2}{L_c^2}\right)dt^2 + \frac{dr^2}{\left(1 - \frac{r^2}{L_c^2}\right)} + r^2 d\alpha^2 \quad (2.1)$$

The parameter L_c is the cosmological length-scale, i.e., the radius of curvature of the de Sitter space. The dimensional reduction is on the angular α coordinate, leading to a two-dimensional JT gravitational theory [2] with a dilaton field Φ and positive cosmological constant. The solution of the JT equations of motion is two-dimensional de Sitter space with a dilaton equal to r ,

$$ds^2 = -\left(1 - \frac{r^2}{L_c^2}\right)dt^2 + \frac{dr^2}{\left(1 - \frac{r^2}{L_c^2}\right)}$$

$$\Phi = r. \quad (2.2)$$

2.2 Mass and Length Scales in dS

Four mass scales in de Sitter space will have important roles in what follows. I will first describe them for the more familiar case

¹A related conjecture was put forward by H. Verlinde—unpublished lecture.

of 4-dimensional de Sitter space and then return to 3-D.

2.2.1 The Case of 4 Dimensions

The maximum mass in 4-D de Sitter space without severe global back-reaction is of order,

$$M_{max} \sim \frac{L_c}{G_4} \quad (2.3)$$

This nominally corresponds to the mass of a black hole with a Schwarzschild radius comparable to the de Sitter radius L_c . It is also a completely classical scale in that no factor of \hbar appears in (2.3).

The second limitation is at the opposite end of the energy spectrum: the energy should be large enough so that the corresponding wavelength is not longer than L_c . The minimum energy that satisfies this criterion is

$$M_{min} = \hbar/L_c. \quad (2.4)$$

At these extreme ends of the spectrum the curvature of dS cannot be ignored, but for phenomena in the range

$$M_{min} \ll M \ll M_{max}$$

flat space is a good approximation. I'll call this "the flat space region." It is centered around the geometric mean of M_{min} and M_{max} , which I'll denote by M_m (m meaning microscopic, mean, or middle),

$$M_m = \sqrt{M_{min}M_{max}}$$

$$= \sqrt{\frac{\hbar}{G_4}} \quad (2.5)$$

This is precisely the four-dimensional Planck mass,

$$M_m = M_{planck} \quad (\text{in 4 dimensions}) \quad (2.6)$$

It lies at the center (logarithmically) of the flat-space region, midway between M_{min} and M_{max} as shown in figure 2

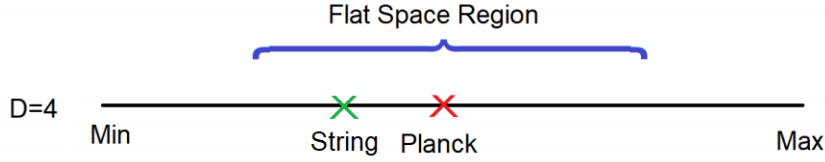


Figure 2: Mass scales in 4 dimensional dS. The horizontal axis represents $\log M$. Mass scales increase to the right and length scales decrease.

The two length scales, quantum-mechanically related to M_{min} and M_m are,

$$\begin{aligned}
 L_c &= \hbar/M_{min} \\
 L_m &= L_{planck} \\
 &= \hbar/M_{planck} \\
 &= \hbar/M_m
 \end{aligned} \quad (2.7)$$

In 4-dimensions the Planck mass plays a dual role. On the one hand (as always) L_{planck} controls the density of entropy on horizons through the Bekenstein law. On the other hand M_{planck} defines the

mid-point M_m lying between the extremes M_{max} and M_{min} . These are two different concepts, but in 4-D they just happen to define the same mass and length scales.

It is not clear that lengths smaller than L_{planck} are meaningful. In particular \hbar/M_{max} does not seem to play any interesting role. The natural length scale to associate with M_{max} is the purely classical scale $G_4 M_{max}$.

Another scale that will *will* concern us is the string scale L_s . In 4- dimensions it is given in terms of the string-coupling and the Planck scale,

$$\begin{aligned} M_s &= \frac{\hbar}{L_s} \\ &= gM_{planck}. \end{aligned} \tag{2.8}$$

It is common to assume that g is finite in the semiclassical limit which implies that the ratio of the string and micro scales are fixed.

The various length scales, L_c , L_m , L_s allow us to define several systems of units. For example time measured in units of L_c will be called cosmic time, t_c . Similar considerations apply to micro and string time:

$$\begin{aligned} t_c &= \left(\frac{t}{L_c} \right) L_c \\ t_m &= \left(\frac{t}{L_m} \right) L_c \\ t_s &= \left(\frac{t}{L_s} \right) L_c \end{aligned} \tag{2.9}$$

The quantities in the parenthesis represent time measured in cosmic units, micro units, and string units. The universal factor of L_c is just for dimensional consistency, in order to give t_c , t_m , and t_s dimensions of time.

(Note that while L_c , L_m , L_s represent definite fixed lengths, the quantities t_c , t_m , t_s represent variable time measured in different units.)

Note: Henceforth we will set $\hbar = 1$.

2.2.2 3-D

From now on we will be concerned only with 3-dimensions where the situation shown in figure 3 looks similar to, but different from figure 2.

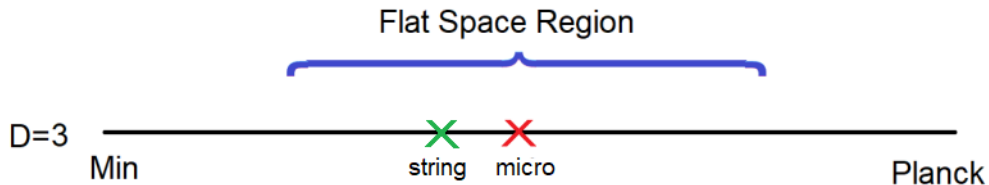


Figure 3: Mass scales in 3 dimensional including the string scale. Typically the string mass scale will lie near but somewhat below the geometric mean of M_{min} and M_{max} .

Figure 3 indicates that the largest mass which can be placed in 3-D de Sitter is $1/G_3$) which is technically equal to the three dimensional Planck mass.

$$M_{max} = \frac{1}{G_3}. \quad (2.10)$$

The reason is that in three dimensions a mass creates a conical deficit—the mass M_{max} giving a limiting deficit of 2π . The back-reaction on the geometry is so strong that the geometry becomes a periodically-identified thin sliver when the mass approaches $\frac{1}{G_3}$ as shown in figure 4.

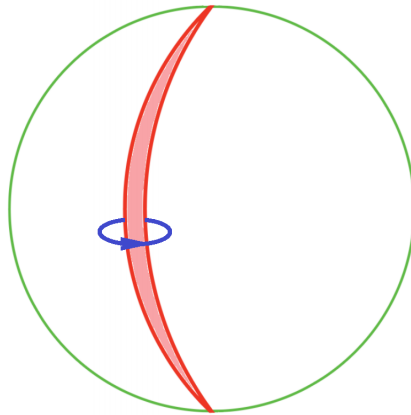


Figure 4: A mass close to the Planck mass in 3-dimensional de Sitter space creates a conical deficit close to 2π . The geometry is a thin sliver with the edges identified.

As before, the smallest mass for which the wavelength is $\geq L_c$ is,

$$M_{min} = 1/L_c. \quad (2.11)$$

The micro-mass—the geometric mean of M_{max} and M_{min} —is,

$$\begin{aligned} M_m &= 1/L_m \\ &= \frac{1}{\sqrt{L_c}} \frac{1}{\sqrt{G_3}}. \end{aligned} \quad (2.12)$$

In 3-D the mass M_m is not the Planck mass $1/G_3$.

In passing from 4-D to 3-D the Planck mass generalizes in two distinctly different ways:

1. The usual Planck mass governing the density of horizon entropy.
2. The micro mass M_m lying midway between M_{max} and M_{min} .

In $D = 3$ equations (2.7) are replaced by,

$$L_c = 1/M_{min}$$

$$L_m = 1/M_m = \sqrt{L_c} \sqrt{G_3} \quad (2.13)$$

As in 4-D we can define cosmological and microscopic units of time,

$$t_c = \left(\frac{t}{L_c} \right) L_c = t$$

$$t_m = \left(\frac{t}{L_m} \right) L_c \quad (2.14)$$

Their ratio satisfies,

$$\frac{t_m}{t_c} = \sqrt{\frac{L_c}{G_3}}$$

$$\sim \sqrt{S_{ds}}. \quad (2.15)$$

where S_{ds} is the usual de Sitter entropy. The ratio of microscopic and cosmic scales diverges in the semiclassical limit $S_{ds} \rightarrow \infty$.

2.3 String Scale

DSSYK $_{\infty}$ is not in any obvious way a string theory (non-obvious is quite another matter). Nonetheless there is an additional mass scale (and related length scale) in DSSYK $_{\infty}$ which plays a role similar to that of the string scale in four dimensions. I'll call it M_s and the corresponding length scale L_s ($M_s = 1/L_s$). In DSSYK $_{\infty}$ the scales M_s and L_s are dynamical, emerging from SYK dynamics similar to the way the confinement scale emerges from gauge theory dynamics. The origin of the string scale is the subject of section 4.3.

The string length-scale L_s is assumed to be microscopic; in other words proportional to L_m , although typically somewhat larger as shown in figure 3. We define a parameter λ by,

$$\lambda = \left(\frac{L_m}{L_s}\right)^2 = \left(\frac{M_s}{M_m}\right)^2 \quad (2.16)$$

Our assumption will be that the ratio L_m/L_s (and therefore λ) is finite in the semiclassical limit.

We will see that λ also has a dual meaning as a parameter in DSSYK $_{\infty}$. If λ is held fixed at order 1 then L_s will be of the same order as the microscopic scale L_m . In this case the theory will be local in the sense that the string scale will be vanishingly small on the cosmic scale. To put it another way the theory exhibits “sub-dS locality” in the semiclassical limit.

On the other hand λ is a tunable parameter which if taken very small will lead to a string scale much larger than L_m . As $\lambda \rightarrow 0$ the string scale can approach the cosmic scale, the theory becoming

highly non-local in the bulk.

To summarize, there are four important mass scales that we will be concerned with. In increasing order they are:

1. The minimum mass scale M_{min} , equal to the de Sitter-Hawking temperature.
2. The string scale M_s . This is the scale involving objects composed of q elementary quanta. It is the subject of work on “chords” and chord diagrams [3][4].
3. The middle/mean/micro scale M_m .
4. The maximum scale M_{max} , also equal to the three-dimensional Planck scale.

Equivalently we may use M_{min} , M_s , M_{max} , and the dimensionless ratio $\lambda = \left(\frac{L_m}{L_s}\right)^2$ to parameterize the scales of interest.

2.4 The Separation of Scales

In the semiclassical limit (the limit of infinite entropy) a separation of scales takes place. The ratios $\frac{M_{max}}{M_m}$ and $\frac{M_m}{M_{min}}$ diverge,

$$\begin{aligned} \frac{M_{max}}{M_m} &\rightarrow \infty \\ \frac{M_m}{M_{min}} &\rightarrow \infty \end{aligned} \tag{2.17}$$

The ratio of the string scale to the micro scale is assumed to be finite in the semiclassical limit,

$$\frac{M_s}{M_m} \rightarrow \text{finite} \quad (2.18)$$

The dynamical behaviors of the three scales M_{max} , M_{min} , M_m are very different and in a certain sense they decouple in the semiclassical limit. Most of the recent interest in the double-scaled limit [3][4] is concerned with the string scale, but in this paper I will be equally interested in physics at the cosmic scale $M_{min} = 1/L_c$, i.e., the Hawking temperature. This includes quasi normal modes and Hawking radiation.

2.5 Hawking Radiation

De Sitter Hawking radiation is radiation emitted into the static patch by the horizon of de Sitter space. The characteristic wavelength is L_c . The radiation is extremely sparse; roughly one quantum in the observable universe for each massless degree of freedom. In other words the observable universe contains about one or two Hawking photons and a similar number of gravitons. If there happen to be massless fermions they will also show up.

If DSSYK $_{\infty}$ is the holographic description of some de Sitter space as I have conjectured, then there are a huge number of perturbatively massless fundamental fermionic degrees of freedom. If they all manifested themselves as light bulk fields which propagate into the static patch, there would be a runaway situation in which the static patch would be occupied by an enormous number of low

energy quanta. This is not consistent with bulk locality². The main point of this paper is that in the DSSYK_∞ limit this does not occur—instead almost all the fermionic degrees of freedom are dynamically confined to the stretched horizon.

In fact there may not be any particles light enough to be emitted into the bulk as Hawking radiation. For example in $(2 + 1)$ -dimensional de Sitter space there are no gravitons, and in the simplest version without a $U(1)$ symmetry there are no photons. Hence we may expect that despite the huge number of boundary fields, a holographic theory based on DSSYK_∞ with real (as opposed to complex) fermions will have no Hawking radiation at all. The slightly richer “complex” SYK theory with a $U(1)$ symmetry might have a photon, but that is all. This leads to the question: What happens to the large number of perturbatively massless fermion fields?

In section 6.2 I will describe an analogous situation that takes place in large N QCD where one might expect a bubble of QCD plasma to evaporate almost instantly due to the large number of gluon fields. In both cases the answer is the same—almost all the degrees of freedom are confined.

3 DSSYK_∞

The real (or Majorana) DSSYK model (see [5] for details) is defined as a system of N real fermionic degrees of freedom χ_i ,

$$\{\chi_i, \chi_j\} = 2\delta_{ij} \tag{3.1}$$

²I am grateful to Edward Witten for a helpful discussion concerning this point.

coupled through q -local interactions,

$$H = \sum J_{i_1 i_2 i_3 \dots i_q} \chi_{i_1} \chi_{i_2} \chi_{i_3} \dots \chi_{i_q}. \quad (3.2)$$

The couplings J are drawn from a gaussian ensemble with variance,

$$\langle JJ \rangle = \frac{q!}{N^{q-1}} \mathcal{J}^2. \quad (3.3)$$

where \mathcal{J} is a fixed parameter with units of energy.

Equation (3.3) differs from the standard scaling by a factor of q^2 . The standard formula for the variance, for example as given in [5], is

$$\langle JJ \rangle_{standard} = \frac{q!}{q^2 N^{q-1}} \mathcal{J}^2. \quad (3.4)$$

In the next subsection I will explain the apparent discrepancy between (3.3) and (3.4).

The DSSYK $_{\infty}$ model is defined [6][3][4] by letting $N \rightarrow \infty$ while allowing q to grow with N according to,

$$\frac{q^2}{N} = \lambda \quad (\lambda \text{ fixed}) \quad (3.5)$$

The symbol λ has already been used earlier in (2.16) to represent the ratio L_m^2/L_s^2 whereas in (3.5) it represents q^2/N . We will see in section 4.3 that the two definitions of λ define the same quantity.

3.1 The Hamiltonian

It is important at this point to recall the separation of scales that takes place in the semiclassical limit. When one discusses energy, time, or the Hamiltonian it is necessary to specify the units in which time is measured.

The standard Hamiltonian with variance given by (3.4) represents evolution in string units. The Hamiltonian with variance (3.3) represents evolution in cosmic units. One may think that this is a trivial difference since the two scales are related by a numerical factor q but this would miss one of the main points that I have emphasized in the past. Different things have finite limits in different units. For example in four dimensions the oscillation frequency of strings has a finite limit in string units, but in cosmic units the frequency goes to infinity. On the other hand the decay rate of quasinormal modes is finite in cosmic units but goes to zero in string units.

The Hamiltonian in (3.2) is scaled in such a way that it generates time-translations in cosmic units and will produce finite limits for quasinormal modes.

$$H = i \frac{d}{dt_c} = i \frac{d}{dt}. \quad (3.6)$$

The standard scaling (for example [5]) corresponds to string units and will give infinity for the lifetime of quasinormal modes.

Finally, for reasons explained in [4], to define DSSYK_∞ the tem-

perature defined through the Boltzmann distribution,

$$\rho = \frac{1}{Z} e^{H/T} \quad (3.7)$$

is taken to infinity,

$$T = \infty. \quad (3.8)$$

As a consequence the density matrix of the static patch is maximally mixed as advocated in [7][8][9]. One should not confuse the formal temperature in (3.7) with the Hawking temperature T_H or “temperature” as explained in [9].

Most likely the model based on real SYK has no bulk fields light enough to be emitted as Hawking radiation. Being based on a dimensional reduction from (2+1) dimensions there are no gravitons and since there is no Maxwell sector there are no photons. This is a bit disappointing since we would like to use Hawking radiation to probe the geometry of the static patch. However we can introduce Maxwell degrees of freedom by generalizing the degrees of freedom from real to complex fermions, χ_i and $\bar{\chi}_i$.

3.2 Complex SYK

The complex version of DSSYK $_{\infty}$ is defined by [10],

$$\{\chi^i, \bar{\chi}_j\} = 2\delta_j^i$$

$$\{\chi^i, \chi^j\} = 0$$

$$\{\bar{\chi}_i, \bar{\chi}_j\} = 0 \quad (3.9)$$

$$H = \sum J_{j_1 \dots j_q}^{i_1 \dots i_q} \bar{\chi}_{i_q} \dots \bar{\chi}_{i_1} \chi^{j_1} \dots \chi^{j_q} \quad (3.10)$$

with $1 \leq i_1 \dots \leq i_q$, and $1 \leq j_1 \dots \leq j_q$.

The couplings J satisfy the ensemble averages,

$$\left\langle \left(J_{j_1 \dots j_q}^{i_1 \dots i_q} \right) \left(J_{j_1 \dots j_q}^{i_1 \dots i_q} \right)^* \right\rangle = \mathcal{J}^2 N \left(\frac{q!}{N^q} \right)^2 \quad (\text{no sum}) \quad (3.11)$$

The time and mass scales for complex DSSYK $_\infty$ are essentially the same as for real DSSYK $_\infty$.

The SYK model with real fermions has no continuous symmetry, at least in the usual sense of the term symmetry. But the disordered ensemble average defined by (3.3) has $SO(N)$ symmetry. Symmetries of disordered averages do not apply to individual instances of the ensemble and normally do not have the dynamical consequences of conventional symmetries such as conservation laws.

The symmetry of complex SYK is larger than the real case. First of all it has the conventional global symmetry $U(1)$. In the bulk theory it implies a $U(1)$ gauge symmetry and electric forces between bulk charged particles [11]. The ensemble average symmetry is also larger in the complex case. Instead of $SO(N)$ it is $SU(N)$.

Following [3] and [4] we will sometimes consider cord operators similar to the Hamiltonian in (3.2),

$$O = \sum o_{i_1 i_2 i_3 \dots i_q} \chi_{i_1} \chi_{i_2} \chi_{i_3} \dots \chi_{i_q}$$

$$\begin{aligned}
\langle oo \rangle &= \frac{Nq!}{N^q} \mathcal{O}^2 \\
&= \frac{q!}{N^{q-1}} \mathcal{O}^2.
\end{aligned}
\tag{3.12}$$

Such operators, formed from monomials of order q have energy in the string range $q\mathcal{J}$.

3.3 Dictionary

The dictionary relating gravitational bulk parameters to DSSYK $_{\infty}$ parameters is simple and was worked out in [1] (see section 6). I will just quote the results here.

The minimum scale M_{min} , which also equals the Hawking temperature is given by,

$$M_{min} = \mathcal{J}. \tag{3.13}$$

This can be seen a number of ways. By studying the properties of scrambling in DSSYK $_{\infty}$ it was shown in [12] that the decay rate of quasinormal modes is of order \mathcal{J} .

On the gravitational side M_{max} is given by the condition that the conical deficit should be 2π . This gives $M_{max} = 1/G$. It follows that the ratio M_{max}/M_{min} is

$$\frac{M_{max}}{M_{min}} = \frac{L_c}{G} \tag{3.14}$$

which apart from a numerical factor is the de Sitter entropy. Thus

M_{max}/M_{min} is

$$\frac{M_{max}}{M_{min}} = N \tag{3.15}$$

and

$$M_{max} = \mathcal{J}N \tag{3.16}$$

The micro or mean scale M_m is the geometric mean of M_{max} and M_{min} .

$$M_m = \mathcal{J}\sqrt{N} \tag{3.17}$$

Later we will see that the string scale M_s is given by,

$$M_s = q\mathcal{J}. \tag{3.18}$$

4 Perturbation Theory

In this section I will review some facts about SYK perturbation theory at infinite temperature [13] and in cosmic units. The units are important. For example in string units each diagram would have an additional factor of $1/q$ for each vertex. The structure of the perturbation series that I will describe—in particular it's relation to large N_{ym} perturbation theory—applies in cosmic units.

The expansion parameter is \mathcal{J} . At each vertex (figure 5) q fermions are emitted. The fermion lines are shown in black. In addition each vertex emits a dashed red line which represents one end of a JJ correlation function (3.3).

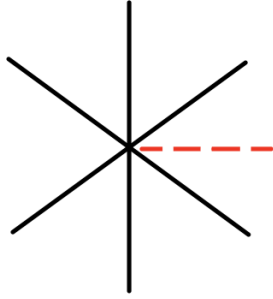


Figure 5: A vertex for the case $q = 6$.

The fermionic propagators are represented by solid black lines. At infinite temperature they are very simple, given by

$$\epsilon(t_2 - t_1) = \text{sign}(t_2 - t_1) \quad (4.19)$$

where t refers to cosmic time. Ensemble averages over the gaussian probabilities for J are represented by dashed red lines.

The discussion will be very brief and will focus on a few specific diagrams as examples. To illustrate let's consider the diagram in figure 6 representing the correlation function

$$T\langle O(t_1)O(t_2)\rangle$$

(where T means time-ordered product) in real SYK.

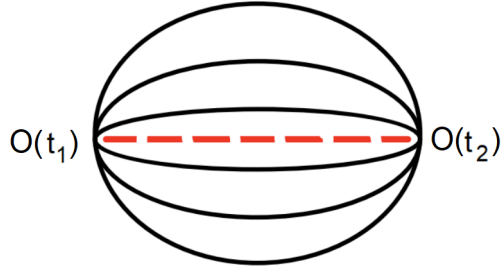


Figure 6: The simplest vacuum melon diagram.

For definiteness I've drawn the diagram for the case $q = 6$ but the generalization is obvious. Since there are an even number of propagators in figure 6 the overall sign is positive.

For real SYK the numerical coefficient for the diagram is

$$\text{diagram} = \mathcal{O}^2 \frac{N^q}{q!} \times \frac{q!}{N^{q-1}} \quad (4.20)$$

The factor $\frac{N^q}{q!}$ is the number of ways of choosing q fermion modes from a total of N ,

$$\frac{N!}{q!(N-q)!} \approx \frac{N^q}{q!}.$$

The second factor, corresponding to the dashed red line, is the correlator $\langle oo \rangle$ in (3.12). The result is

$$\text{diagram} = \mathcal{O}^2 N. \quad (4.21)$$

If we want to integrate the diagram over the relative time between

vertices the expression would be,

$$\text{vac-diag} = \mathcal{O}^2 N \int dt, \quad (4.22)$$

The result is infrared divergent because the integrand is independent of t .

In figure 7 three more typical diagrams are shown.

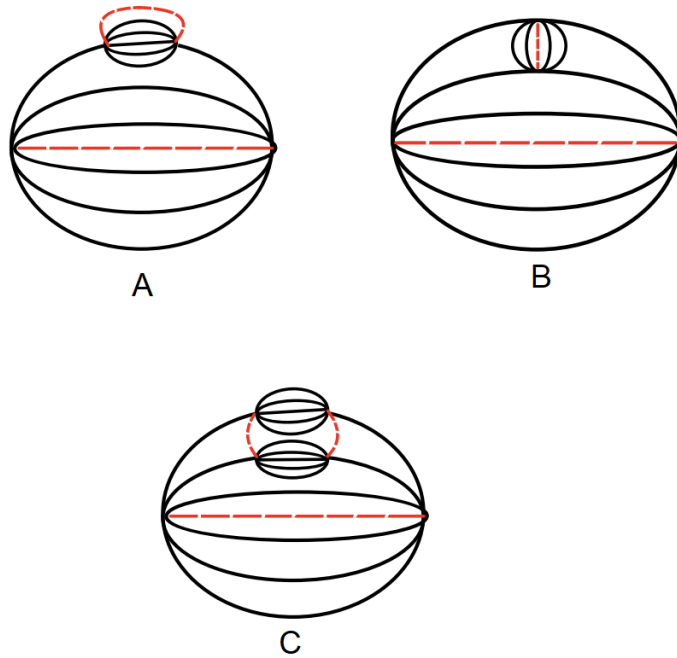


Figure 7: Additional vacuum diagrams. (A) another melon diagram. (B) a non-melonic diagram to next order in $1/N$. (C) a non-perturbative diagram in the $1/N$ expansion.

Diagram 5A is another melon diagram whose leading behavior for complex SYK is,

$$\mathcal{O}^2 \mathcal{J}^2 q \frac{N^q}{q!} \frac{N^{q-1}}{(q-1)!} \times \frac{q!}{N^{q-1}} \frac{q!}{N^{q-1}} \int d^3t, \quad (4.23)$$

where the integral is an appropriate three dimensional integral. I will not spell it out further except to say that it is IR-divergent. All together we get,

$$\mathcal{O}^2 \mathcal{J}^2 N q^2 \int d^3 t \quad (4.24)$$

The expression (4.24) scales the same way with N as 4.22 but contains an extra factor of q^2 .

The next example, diagram 7 **B**, is non-melonic. It has the value,

$$\begin{aligned} & \mathcal{O}^2 \mathcal{J}^2 q(q-1) \frac{N^q}{q!} \frac{N^{q-2}}{(q-2)!} \times \frac{q!}{N^{q-1}} \frac{q!}{N^{q-1}} \int d^3 t \\ & = \mathcal{O}^2 \mathcal{J}^2 q^2 (q-1)^2 \int d^3 t \end{aligned} \quad (4.25)$$

This non-melonic diagram is smaller by a factor of N , but higher order in q than the leading melon diagram.

Next let us look at figure 7**C**. This diagram is different than the previous ones in that the dotted red lines—the jj correlators—are not contained within melonic structures. This is a signal that the diagram is non-perturbative in the $1/N$ expansion. It is given by,

$$\mathcal{O}^2 \mathcal{J}^4 (q-1) q \frac{N^q}{q!} \frac{N^{q-2}}{(q-2)!} \times \frac{q!}{N^{q-1}} \frac{q!}{N^{q-1}} \frac{q!}{N^{q-1}} \int d^5 t \quad (4.26)$$

Notice that there are more factors of N^q in the denominator than the numerator. To leading order in q the final result is,

$$\sim \mathcal{O}^2 \mathcal{J}^4 \lambda^2 N^4 \left(\sqrt{\frac{\lambda}{N}} \right)^{\sqrt{\lambda N}} \int d^5 t \quad (4.27)$$

This nonperturbative contribution (NPC) vanishes exponentially in the double-scaled limit. It is similar to instanton contributions to the large N_{ym} expansion of gauge theory amplitudes.

4.1 DSSYK $_{\infty}$ and the 't Hooft Large N Expansion

These examples suggest (correctly) that the general expansion has the form

$$\text{amplitude} = N^a \sum_{n=0}^{\infty} \frac{P_n(q)}{N^n} + NPC \quad (4.28)$$

The value of a depends on the particular amplitude. $P_n(q)$ is an infinite order polynomial in q , with the order of the first term increasing with n .

This is analogous to the large N_{ym} expansion of gauge theories which has the form,

$$\text{amplitude} = N^a \sum_n \frac{P_n(\alpha)}{N_{ym}^n} + NPC, \quad (4.29)$$

where α is the 't Hooft coupling constant³. By comparing (4.28) and (4.29) we see that q plays the role of the 't Hooft coupling constant. This observation adds an interesting twist to the DSSYK $_{\infty}$ formula

$$q^2 = \lambda N.$$

³Ordinarily the 't Hooft coupling constant is denoted λ . Because λ has already been used—for example in (2.16)—I have replaced it by α to denote the 't Hooft coupling.

It parallels 't Hooft's definition

$$\alpha = g^2 N_{ym}. \tag{4.30}$$

One sees that λ plays the role of the gauge coupling g^2 . Instead of the sum of planar diagrams the first term in (4.29) is the sum of all melon diagrams.

Also note that the limit $\lambda = \text{fixed}$ is precisely analogous to the AdS/CFT limit $g^2 = \text{fixed}$ i.e., the flat space limit.

4.2 Relation to the 't Hooft and Flat-space Limits

There are two types of limits that occur in both gauge theories and SYK theories. They are depicted in figure 8. In the upper panel referring to gauge theories the horizontal axis is the 't Hooft coupling and the vertical axis is N_{ym} . Moving along the vertical blue trajectories defines the conventional 't Hooft limit in which $N \rightarrow \infty$ while α is held fixed. Almost all work on large N_{ym} gauge theory is in this limit. By considering large but fixed α one learns about the strongly coupled 't Hooft limit.

The flat-space limit is defined differently. It is the limit $N_{ym} \rightarrow \infty$ while holding fixed the gauge coupling constant g . The flat-space limit is defined by moving along the red trajectories. It is notoriously difficult to control and is much less studied than the 't Hooft limit. It has some extraordinary counterintuitive properties [14]. One feature of the flat-space limit in a holographic setting is that the theory becomes local on scales infinitely smaller than the AdS scale. That behavior is sometimes called “sub-AdS locality.”

In the bottom panel the same kind of diagram is shown for the

SYK system at infinite temperature. The horizontal axis is q^2 and the vertical axis is N . The analog of the 't Hooft limit (moving vertically along blue trajectories) is the conventional fixed- q limit.

The double-scaled limit is defined by moving along the red trajectories in analogy with the flat-space limit of gauge theory. As might be expected it is a more difficult limit to explore. The conjecture of this paper is that the double-scaled limit is holographically dual to the semiclassical limit of JT de Sitter space.

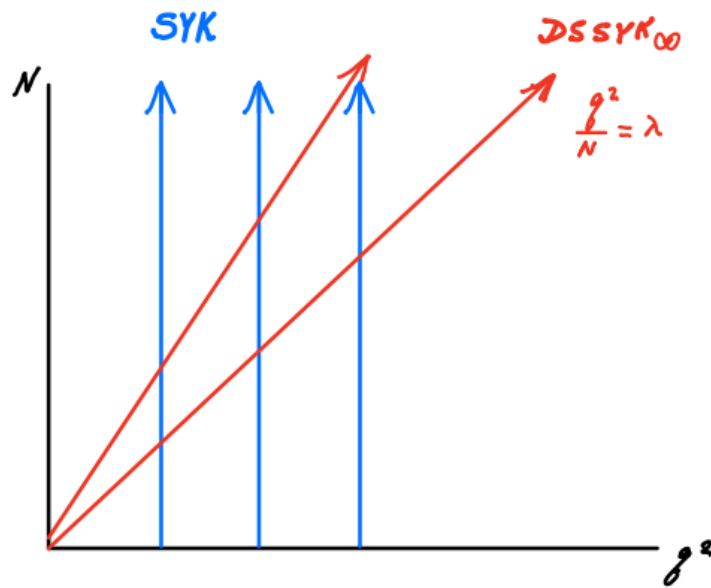
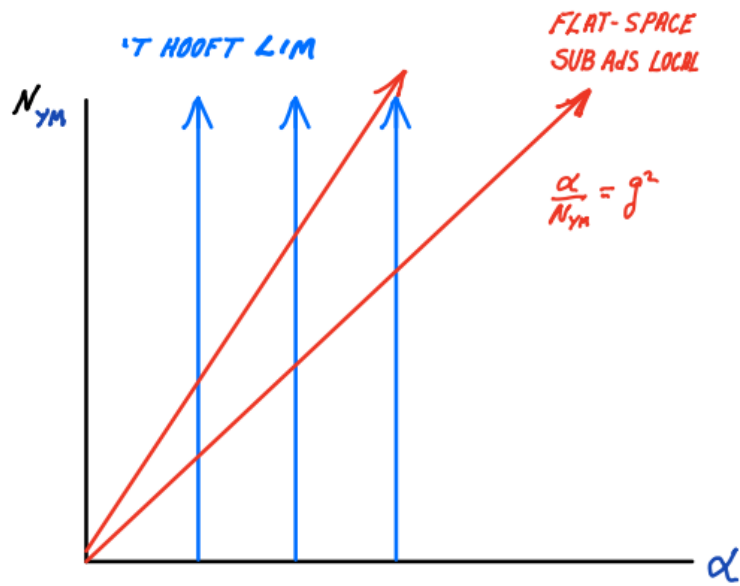


Figure 8: The 't Hooft and flat-space limit of gauge theory parallel the fixed- q and double-scaled limit of SYK.

4.3 The Emergent String Scale and Sub-dS Locality

In both large- N gauge theories and DSSYK_∞ perturbation theory is IR divergent due to the bare masslessness of the fundamental constituents (the fermions in SYK, the gluons in gauge theory). However in both cases there is an emergent IR cutoff scale. In large- N_{ym} QCD the emergent scale is the confinement scale where the theory starts to behave with stringy characteristics. These include string-like electric flux tubes, Hagedorn-like behavior, an energy gap, Regge behavior, and confinement of non-singlets. None of this is visible in perturbation theory, but it could be seen if it were possible to sum all planar diagrams.

To see that there is an emergent dynamical scale in DSSYK_∞ let us return to figure 6 and the infrared divergent expression (4.22). The diagram contains a numerical factor and an integral over the relative cosmic times of the two vertices. The bare propagators are $\epsilon(t_2 - t_1)$ and when combined give an integrand which is independent of the relative time, thus leading to an IR divergence.

However, figure 6 is just the first of an infinite number of melonic diagrams in which the propagators are corrected by additional melons, melons within melons, ad infinitum as illustrated in figure 9.

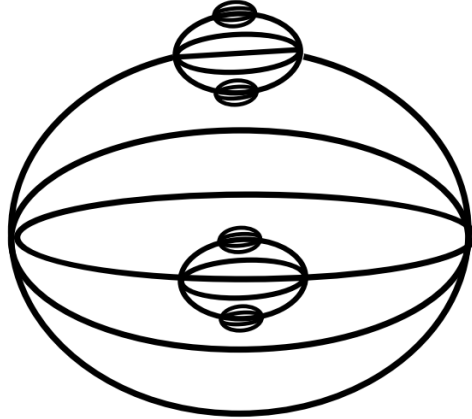


Figure 9: An infinite class of diagrams that can be summed by solving the Schwinger-Dyson equation.

Each of these diagrams is IR divergent but they can be formally summed by solving the Schwinger-Dyson equations [5]. The result is that the trivial integrand is replaced by the nontrivial function [13],

$$\frac{1}{\cosh^2 \mathcal{J}q|t_1 - t_2|} = \frac{1}{\cosh^2 \frac{|t_1 - t_2|}{L_s}} \quad (4.1)$$

Two things are evident. The first is that emergent mass and length scales appear,

$$\begin{aligned} M_s &= \mathcal{J}q \\ L_s &= \frac{1}{\mathcal{J}q} \end{aligned} \quad (4.2)$$

Secondly, the new scale regulates the infrared divergences. For

example, the divergent integral in (4.22) is replaced by,

$$\int dt \rightarrow \int dt \frac{1}{\cosh^2 \mathcal{J}qt} = \frac{1}{\mathcal{J}q} \quad (4.3)$$

Two points to note: First the correlation function depicted in figure 9 and equation (4.1) is real with no oscillations. Evidently it represents an imaginary energy characteristic of overdamped systems. We will return to that in section 6.2. The second point is that the figure represents the propagation of a cord, i.e, a system composed of q elementary fermions.

I want to come to something which I think is very important. Consider the two definitions of λ . On the gravitational side the definition of λ is given by $(L_m/L_s)^2$ (see (2.16)). On the DSSYK $_\infty$ side it is given by q^2/N . Comparing (4.2) and (3.17) we see that the two definitions agree. To put it another way, the condition that the ratio of string to micro scale be fixed and finite in the semiclassical limit is equivalent to the condition that $\lambda = q^2/N$ be fixed and finite in the limit $N \rightarrow \infty$.

If the string length does track the micro scale then one can be sure that it tends to zero in cosmic units. In other words the theory satisfies the all-important requirement of sub-dS locality.

In AdS/CFT the situation is entirely analogous. In the 't Hooft limit of fixed α the string scale is of order the AdS scale, violating sub-AdS locality. But in the flat-space fixed g limit the the string scale is fixed in Planck units, thereby satisfying sub-AdS locality.

The bottom line is that the double-scaled limit (for de Sitter space) is not an arbitrary assumption. It may be derived from the

physical requirement of sub-ds locality.

I think that is worth repeating:

The double-scaled limit, $\frac{q^2}{N} = \text{finite}$ for de Sitter space is not an arbitrary assumption. It follows from the physical requirement of sub-ds locality.

4.4 Single Fermion Dressed Propagator

The Diagram in figure 9 can be written as the q th power of the dressed fermion propagator. Equivalently the dressed propagator is given by,

$$\langle \chi_i(0) \chi_j(t) \rangle = \left(\frac{1}{\cosh^2 \mathcal{J} q |t_1 - t_2|} \right)^{\frac{1}{q}} \quad (4.4)$$

In the large q limit this becomes,

$$\langle \chi_i(0) \chi_j(t) \rangle = e^{-2\mathcal{J}t} \quad (4.5)$$

Again note that this is real with no oscillations.

4.5 Imaginary Masses

In equations 4.4 and 4.5 we see correlation functions that exponentially decay without any tendency to oscillate. That may seem surprising. Ordinarily a correlation function will oscillate with a frequency characteristic of the energy carried by the intermediate state. In 4.4 and 4.5 the correlation behaves as if the energy were pure imaginary.

For the case of the single fermion we can calculate the self-energy diagram in figure 10 for the complex SYK model.

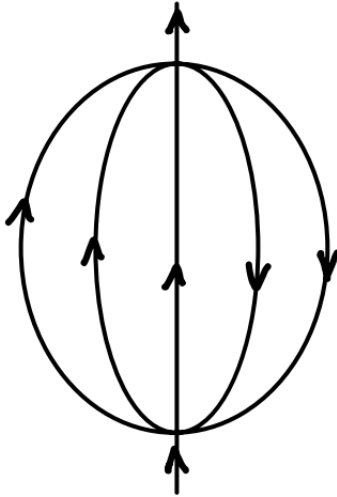


Figure 10: Self-energy diagram for a fundamental fermion

The diagram is given by

$$\gamma = 2 \frac{N^{q-1}}{(q-1)!} \frac{N^q}{q!} \times \mathcal{J}^2 \frac{q!}{N^q} \frac{q!}{N^q} N \times \frac{1}{q\mathcal{J}} \quad (4.6)$$

where the first factor is a combinatoric counting factor, the second factor is the propagator represented by the broken red line, and the third factor is the integral over time as in (4.3). The result is

$$\gamma = 2\mathcal{J} \quad (4.7)$$

consistent with (4.5).

5 Confinement

We will now turn to the question of confinement.

5.1 Single Fermions

Consider the correlation function between fermion operators at two times

$$\langle \bar{\chi}_i(0) \chi_i(t) \rangle.$$

It has the form,

$$\langle \bar{\chi}_i(0) \chi_i(t) \rangle = e^{-\gamma t}. \tag{5.8}$$

We may think of it as the amplitude that a particle emitted from the stretched horizon is absorbed after a time Δ . The question is how deep into the bulk of the static patch can a fluctuation be felt. Clearly the answer is no deeper than the distance that the blue triangle in figure 11, (bounded on the left by the stretched horizon and on the right by null rays) extends into the bulk. In other words the the distance D .

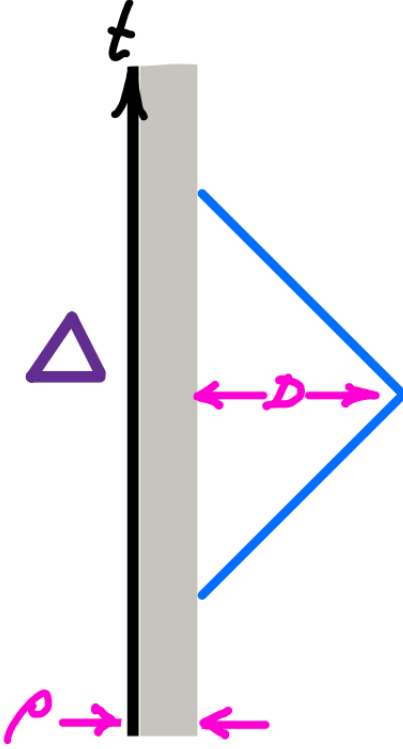


Figure 11: The horizon, the stretched horizon and a fluctuation lasting time Δ .

Using the de Sitter metric it is easy to calculate D in terms of Δ . The answer is,

$$D = \rho e^{\frac{\Delta}{L_c}} \quad (5.9)$$

Since the correlation is negligibly small for $\Delta > 1/\gamma$, the fluctuation can only be felt to distance

$$D \leq \rho e^{1/(\gamma L_c)}. \quad (5.10)$$

Going back to (4.5) we find that for a single fermion $\gamma = 2\mathcal{J}$. It

follows that,

$$D = \rho e^{2\mathcal{J}L_c} \approx \rho \quad (5.11)$$

Although the time interval Δ is cosmic (of order $L_c = 1/\mathcal{J}$) the distance D is the microscopic width of the stretched horizon. If we suppose that width is the string scale, then the fermion is confined to within a string length of the stretched horizon. This is exactly what we want; the huge number of fermion species confined to the stretched horizon.

5.2 Fermion Pairs in Complex SYK

We will use a similar argument for $U(1)$ -neutral fermion pair operators. Fermion pair operators can be classified by their transformation properties under $SU(N)$ —the symmetry of ensemble averages. The single fermion itself transforms under the fundamental. Fermion pairs can transform as adjoints,

$$\text{adjoint} = A = \sum_{ij} T_{ij} \bar{\chi}_i \chi_j \quad (5.12)$$

(where T_{ij} is a traceless matrix) or as singlets of $SU(N)$,

$$\text{singlet} = S = \frac{1}{\sqrt{N}} \sum_{ii} \bar{\chi}_i \chi_i \quad (5.13)$$

Almost all fermion pairs are adjoints. The number of orthogonal adjoints is $(N^2 - 1)$ whereas the singlet consists of only a single operator.

The leading diagrams for the interaction of a pair are shown in

figure 12.

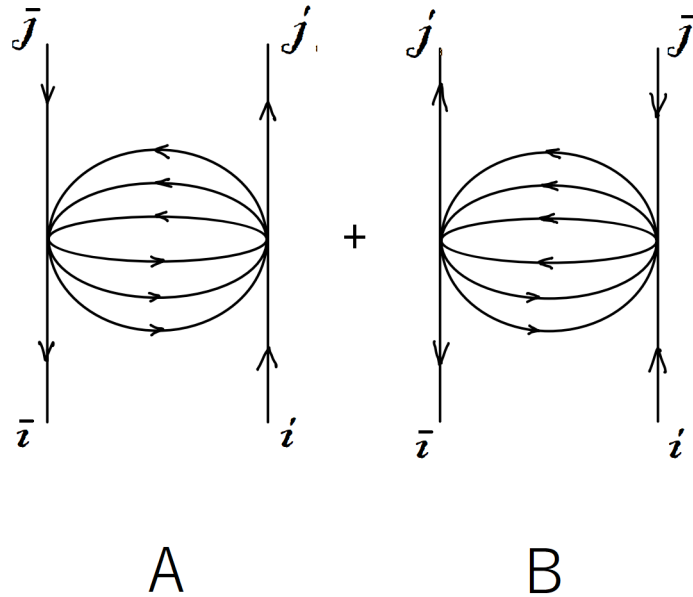


Figure 12: Leading diagrams for the interaction of a fermion pair.

We will think of the space of operators $\bar{\chi}_i \chi_j$ as a vector space $|i, j\rangle$. There is a subspace of this vector space spanned by “diagonal” operators of the form $|i, i\rangle = |i\rangle$. Note that the transitions described by diagrams A and B stay within this diagonal subspace.

The diagonal subspace contains $(N - 1)$ adjoint operators,

$$|\text{adjoint}\rangle = \sum T_i |i\rangle \quad \sum_i T_i = 0 \quad (5.14)$$

and a singlet,

$$|\text{singlet}\rangle = \sum_i |i\rangle \quad (5.15)$$

The processes in diagram A allow transitions from any $|i\rangle$ to any $|j\rangle$. The matrix describing them has the form,

$$\sum_{ij} |i\rangle\langle j| \quad (5.16)$$

This is proportional to a projection operator $\Pi_{singlet}$ onto the singlet state.

$$\sum_{ij} |i\rangle\langle j| = N \Pi_{singlet} \quad (5.17)$$

Diagram B allows transitions from $|i\rangle$ to $|j\rangle$ as long as $i \neq j$. The matrix describing such transitions has the form,

$$\sum_{i \neq j} |i\rangle\langle j| = N \Pi_{singlet} - I \quad (5.18)$$

where I is the identity matrix.

We can therefore write diagram A in the form,

$$\text{Diag A} = 4 \frac{N^{q-1}}{(q-1)!} \frac{N^{q-1}}{(q-1)!} \times \mathcal{J}^2 N \frac{q!}{N^q} \frac{q!}{N^q} \times \frac{1}{q\mathcal{J}} \times N \Pi_{singlet} \quad (5.19)$$

where $\Pi_{singlet}$ is the projection matrix onto the singlet pair $\sum_i \bar{\chi}_i \chi_i$.

Diagram B has the opposite sign and can be written,

$$\text{Diag B} = 4 \frac{N^{q-2}}{(q-2)!} \frac{N^q}{q!} \times \mathcal{J}^2 N \frac{q!}{N^q} \frac{q!}{N^q} \times \frac{1}{q\mathcal{J}} \times (N \Pi_{singlet} - I) \quad (5.20)$$

The leading terms of A and B cancel⁴ leaving,

$$4 \left(\mathcal{J} \Pi_{singlet} + (q - 1) \frac{\mathcal{J}}{N} I \right) \quad (5.21)$$

In the limit $N \rightarrow \infty$, $q^2 \sim N$ the second term goes to zero. Thus the final result is

$$A+B = 4\mathcal{J} \Pi_{singlet} \quad (5.22)$$

However this is not the whole story. There is one more term representing the single particle (imaginary) energies in (4.7). These give $4\mathcal{J}I$. Thus the full energy matrix is,

$$\Gamma = 4\mathcal{J}I - 4\mathcal{J} \Pi_{singlet}. \quad (5.23)$$

From this we read off,

$$\begin{aligned} \gamma_{adjoint} &= 4\mathcal{J} \\ \gamma_{singlet} &= 0. \end{aligned} \quad (5.24)$$

One may wonder what happens to the off-diagonal pairs like $\bar{\chi}_1 \chi_2$. These all transform as adjoints and by the $SU(N)$ symmetry of the ensemble average they have the same energy as the diagonal adjoints.

The meaning of this is clear: The adjoints (all $N^2 - 1$ of them) have imaginary energy $4\mathcal{J}$ and by the argument accompanying

⁴I am grateful to Juan Maldacena for pointing this out.

figure 11 are confined. The singlet however has energy zero and is therefore not confined.

Naively one might expect the singlet correlation to also be given by $e^{-4\mathcal{J}t}$ but that is not possible. The reason is that the singlet operator happens to be the total $U(1)$ charge. It follows that the singlet-singlet correlation must be time-independent,

$$\frac{d}{dt}\langle S(0)S(t)\rangle = 0. \quad (5.25)$$

It can be easily calculated at $t = 0$ and one finds that it's value is exactly 1. Thus for all time,

$$\langle S(0)S(t)\rangle = 1. \quad (5.26)$$

However, unlike the other correlation functions—single fermions and adjoints—the singlet correlation has no imaginary part. This means that it does not represent a causal propagator. The trivial behavior of the singlet is closely connected to the fact that in (1+1)-dimensions the massless photon is non-dynamical

The photon can be made dynamical by giving it a small mass which can be done by breaking the $U(1)$ symmetry⁵. There are many ways to do this. One example would be to introduce the symmetry breaking term,

$$H_{breaking} = \sum K_{i_1, i_2, \dots, i_{2q}} \chi_{i_1} \chi_{i_2} \dots \chi_{i_{2q}} + \text{hc} \quad (5.27)$$

By making K small enough the mass of the photon can be kept less than \mathcal{J} which is essential if the photon is to be radiated as

⁵This is now being studied by myself and Adel Rahman.

Hawking radiation.

6 Analogy with QCD Plasma

A pattern emerges from what we've seen above. Both the single fermion and the adjoint pair are confined to the vicinity of the stretched horizon. This leads to the question: What is the organizing principle which determines which combination of fermions are confined? I will propose an answer based on symmetry.

6.1 $SU(N)$ Confinement

Both single fermions and adjoints are confined, and they are also non-singlets under the $SU(N)$ symmetry of the ensemble average. The singlet by contrast is not confined and may be emitted into the bulk.

As I've explained the states in $DSSYK_\infty$ can be organized into $SU(N)$ multiplets and in the ensemble-averaged theory the properties of the states are degenerate within a multiplet. For example in the ensemble averaged theory all N single fermion states have the same mass. Within a single instance of the ensemble this is not true, but the splittings within a multiplet are expected to be $\frac{1}{N}$ effects⁶.

The same is true for the $(N^2 - 1)$ adjoint states. Likewise if one member of a multiplet is confined (unconfined), all members of that multiplet are confined (unconfined). I therefore propose the principle:

⁶I thank Henry Lin for a discussion on this point.

Only $SU(N)$ singlets are unconfined and can propagate freely into the bulk of the static patch. All multiplets with non-trivial $SU(N)$ charge are confined.

Given the sparsity of singlets, this would solve the problem of an overabundance of degrees of freedom in the bulk of the static patch.

6.2 QCD Plasma Analogy

There is a close analogy with quark confinement in large- N QCD. Consider a bounded region of space in which there is bubble of large- N QCD plasma as in figure 13.




Figure 13: A bubble of QCD plasma

One might question whether such a bubble can be stable with respect to very rapid evaporation into gluons, given that the number of gluon species, and therefore the luminosity, is N_{qcd}^2 (see figure 14).

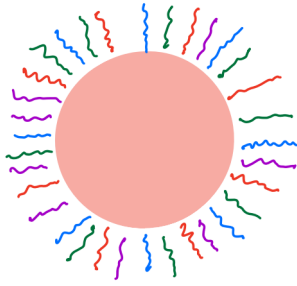


Figure 14: Plasma bubble radiating gluons. The luminosity is of order N_{ym}^2

If the bubble were placed in a box with reflecting walls, as in figure 15 the atmosphere between the bubble and the walls of the box would be very dense with N_{ym}^2 species in equilibrium with the hot bubble.

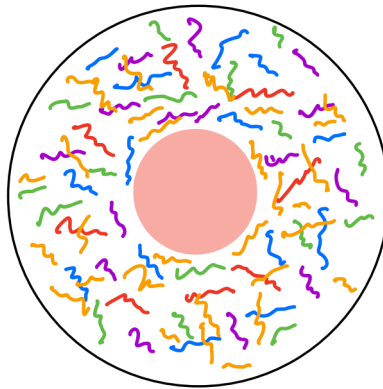


Figure 15: Atmosphere between bubble and box.

But this not right: non-singlets are attached to the plasma by chromo-electric strings and are therefore confined. Only singlets like glueballs or mesons can be emitted (see figure 16) and these

are very sparse. The number of species of these objects is order unity and does not grow with N .

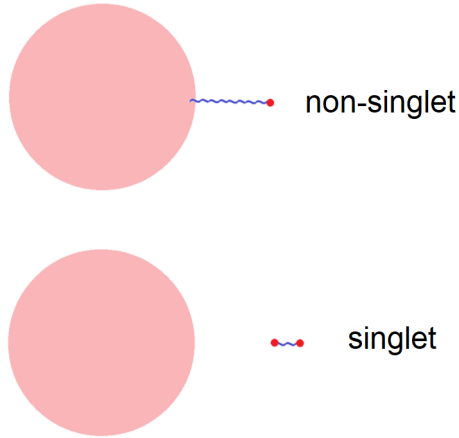


Figure 16: A quark is attached to a bubble of QCD plasma by an electric string. A gauge-singlet such as a meson or glueball is free to evaporate from the bubble.

Therefore in the large N limit the bubble evaporates slowly.

For the same reason, if the bubble were contained in a larger box with reflecting walls, the atmosphere in the region between the bubble and the walls would be sparsely occupied by singlets.

The model of a gauge-theory plasma for the horizon degrees of freedom may be more than an analogy; it may be relevant to four-dimensional de Sitter space where the holographic theory has the form of a large- N matrix quantum mechanics with a conventional $SU(N)$ symmetry [15][16]. Once again there are many more degrees of freedom than propagating modes in the bulk and most of them must be restricted to the horizon region. In this case there are no random couplings or ensemble averages but the exact internal $SU(N)$ symmetry can provide confining forces which lift the energies of non-singlets, leaving only the singlets to propagate into

the bulk.

The QCD example does exactly what we want. The large N degrees of freedom contribute to the entropy of the plasma bubble but not to the luminosity or the excessive number of particles in the thermal atmosphere.

This of course is not an explanation of why the ensemble symmetry of DSSYK_∞ provides confining forces but it is a useful analogy.

6.3 Cords

The focus of the previous section was on systems of small size; size-one for single fermions and size-two for pairs. Naively the energy of such systems is $\sim \mathcal{J}$ which makes them candidates for Hawking radiation. But as we have seen, almost all of these states are confined.

By contrast, recent work on the double-scaled limit [3][4] has involved a different range of sizes and energies; namely the string scale. The systems of interest have size $\sim q$ and (naively) energy $\sim q\mathcal{J}$. They come in two kinds: Hamiltonian chords and matter cords.

We wish to know whether cords are in any sense like particles which can be emitted into the bulk? In this respect there are two puzzling things about cords which seems not to have been addressed in the literature.

1. One expects cords to have an energy of order $q\mathcal{J}$. Correlation functions of cord operators should therefore oscillate like,

$$\langle C(0)C(t) \rangle \sim e^{\pm iq\mathcal{J}t}. \quad (6.28)$$

But they don't. A typical correlation function exponentially decays but doesn't oscillate. They behave like overdamped oscillators. Figure 9 is an example of a cord correlation, and from (4.1) it decays but does not oscillate.

2. One can also see from figure 9 that correlation functions factorize. The cord-cord correlation functions simply factorizes into products of single fermion correlation functions. For operators of size Δq the two point function has the form

$$\langle C_{\Delta}(0)C_{\Delta}(t) = \langle \bar{\chi}(0)\chi(t) \rangle^{q\Delta} \quad (6.29)$$

We can summarize the behavior of cords as follows: First of all they are collections of almost non-interacting fermions whose correlation functions factorize into single fermion correlations.

Second, the fermions of which the cords are composed decay on a short time scale before they oscillate. They behave like overdamped oscillators.

These two properties may seem odd but they are easily understood in the QCD plasma analogy. First, in a dense hot plasma gauge forces are screened by the Debye effect. Even if the colored particles are confined in vacuum, in the plasma the forces between them can be neglected. Correlation functions factorize to a good approximation.

Second, in a plasma charged particles decay into the plasma. If the plasma is dense enough the charged fields will be over-damped. It therefore seems that cords as currently understood (as well as single fermions) behave as if they were propagating in a dense hot plasma. The plasma is located in the stretched horizon. Near the

horizon the fermions propagate freely but when they try to escape the near horizon region they find themselves confined unless they form singlet configurations. That seems to be the physical picture of what a cord is in DSSYK_∞ .

A cord is a collection of $\sim \sqrt{N}$ fermions. Most cords will not be singlets but a small number may be. There is a QCD analogy. The baryon in large N QCD is a collection of N_{qcd} quarks. Keeping in mind that N_{qcd} is analogous to \sqrt{N} in SYK, we see that the baryon is similar to a singlet cord. Baryons can escape and propagate outside the plasma bubble. It seems reasonable to suppose that singlet cords can propagate into the static patch. But that is a tiny fraction of all multi-fermion states.

7 Summary

In this concluding section I will summarize the important points of this paper. The first and most important is the fundamental conjecture itself, namely that DSSYK_∞ is a holographic description of de Sitter space. But let me be more fine-grained.

1. In the semiclassical limit of de Sitter space there is a separation of scales into cosmic, string, micro, and maximum scales. Precisely the same separation occurs in DSSYK_∞ . The correspondence is described in the dictionary in section 3.3.
2. Working in cosmic units, the perturbation expansion of SYK has the same form as the 't Hooft large- N expansion of non-abelian gauge theory. The two interesting limits of gauge theory—the 't Hooft limit and the flat space limit—are par-

alleled by the fixed q limit of SYK, and the double scaled limit of DSSYK_∞ .

3. There is a need for a confinement mechanism to eliminate the large number of species that might otherwise propagate into the bulk of the dS static patch. The string scale of large q SYK is the analog of the QCD confinement scale.
4. A point that I've emphasized in section 4.3 is that the double scaled limit is a natural consequence of requiring a sensible local bulk theory in which the string length scale is parametrically microscopic compared to the cosmic scale. The double scaled limit can be derived from the assumption of sub-dS locality.
5. In section 5 evidence was presented for the basic confinement conjecture; namely that $SU(N)$ charge is confined but $SU(N)$ singlets are not confined. The evidence for the latter is not as strong as it could be. I suggested that breaking the $U(1)$ symmetry of complex SYK would allow the photon to become dynamical. In this context a sharp test will be possible if correlation functions of the singlet can be computed for times of order $L_c \log N$.
6. In section 6.2 I explained that fermions and cords behave like particles in a hot dense plasma. That explains both the factorization of correlation functions and their overdamped behavior. This last point while counterintuitive in DSSYK_∞ is natural in the gravitational theory. The proper Unruh temperature at the stretched horizon is $\sim 1/\rho$ where ρ is the microscopic thickness of the stretched horizon. From that point of view the stretched

horizon should behave like a hot medium. What is surprising is this property shows up clearly in DSSYK_∞ .

There are two questions that I didn't address. The first is: what is the geometry behind the horizon? If DSSYK_∞ is a description of de Sitter space then the geometry behind the horizon should exponentially expand. The only way that I know of to approach this question is through the growth of complexity. In [17] I explained that the exponential growth translates into “hyperfast” complexity growth. It is important to verify that the complexity growth in DSSYK_∞ is hyperfast.

The second unaddressed question concerns the interpolation between low and infinite temperatures. At low temperature the geometry of large q SYK is thought to be a long $AdS(2)$ throat with negative curvature. If the geometry at infinite temperature is de Sitter then the question is what lies in between?

I hope to return to both of these issues in the near future.

Acknowledgements

I thank Henry Lin, Adel Rahman, and Edward Witten for discussions. I especially want to thank Juan Maldacena for pointing out an error in an earlier version of this paper.

References

- [1] L. Susskind, “De Sitter Space, Double-Scaled SYK, and the Separation of Scales in the Semiclassical Limit,” [arXiv:2209.09999 [hep-th]].

- [2] A. A. Rahman, “dS JT Gravity and Double-Scaled SYK,” [arXiv:2209.09997 [hep-th]].
- [3] M. Berkooz, M. Isachenkov, V. Narovlansky and G. Torrents, “Towards a full solution of the large N double-scaled SYK model,” JHEP **03**, 079 (2019) doi:10.1007/JHEP03(2019)079 [arXiv:1811.02584 [hep-th]].
- [4] H. W. Lin, “The bulk Hilbert space of double scaled SYK,” JHEP **11**, 060 (2022) doi:10.1007/JHEP11(2022)060 [arXiv:2208.07032 [hep-th]].
- [5] J. Maldacena and D. Stanford, “Remarks on the Sachdev-Ye-Kitaev model,” Phys. Rev. D **94**, no.10, 106002 (2016) doi:10.1103/PhysRevD.94.106002 [arXiv:1604.07818 [hep-th]].
- [6] J. S. Cotler, G. Gur-Ari, M. Hanada, J. Polchinski, P. Saad, S. H. Shenker, D. Stanford, A. Streicher and M. Tezuka, “Black Holes and Random Matrices,” JHEP **05**, 118 (2017) [erratum: JHEP **09**, 002 (2018)] doi:10.1007/JHEP05(2017)118 [arXiv:1611.04650 [hep-th]].
- [7] X. Dong, E. Silverstein and G. Torroba, “De Sitter Holography and Entanglement Entropy,” JHEP **07**, 050 (2018) doi:10.1007/JHEP07(2018)050 [arXiv:1804.08623 [hep-th]].
- [8] V. Chandrasekaran, R. Longo, G. Penington and E. Witten, “An algebra of observables for de Sitter space,” JHEP **02**, 082 (2023) doi:10.1007/JHEP02(2023)082 [arXiv:2206.10780 [hep-th]].

- [9] H. Lin and L. Susskind, “Infinite Temperature’s Not So Hot,” [arXiv:2206.01083 [hep-th]].
- [10] M. Berkooz, V. Narovlansky and H. Raj, “Complex Sachdev-Ye-Kitaev model in the double scaling limit,” JHEP **02**, 113 (2021) doi:10.1007/JHEP02(2021)113 [arXiv:2006.13983 [hep-th]].
- [11] L. Susskind, “Electric Forces in the Charged SYK Model,” [arXiv:2012.12326 [hep-th]].
- [12] L. Susskind, “Scrambling in Double-Scaled SYK and De Sitter Space,” [arXiv:2205.00315 [hep-th]].
- [13] D. A. Roberts, D. Stanford and A. Streicher, “Operator growth in the SYK model,” JHEP **06**, 122 (2018) doi:10.1007/JHEP06(2018)122 [arXiv:1802.02633 [hep-th]].
- [14] J. Polchinski, L. Susskind and N. Toumbas, “Negative energy, superluminality and holography,” Phys. Rev. D **60**, 084006 (1999) doi:10.1103/PhysRevD.60.084006 [arXiv:hep-th/9903228 [hep-th]].
- [15] T. Banks, B. Fiol and A. Morisse, “Towards a quantum theory of de Sitter space,” JHEP **12**, 004 (2006) doi:10.1088/1126-6708/2006/12/004 [arXiv:hep-th/0609062 [hep-th]].
- [16] L. Susskind, “Black Holes Hint Towards De Sitter-Matrix Theory,” [arXiv:2109.01322 [hep-th]].
- [17] L. Susskind, “Entanglement and Chaos in De Sitter Space Holography: An SYK Example,” JHAP **1**, no.1, 1-22 (2021) doi:10.22128/jhap.2021.455.1005 [arXiv:2109.14104 [hep-th]].