

Review of magnetic- and antimagnetic-rotational structures in nuclei

Sushil Kumar^{1*}, Sukhjeet Singh¹, Balraj Singh², Amita³, Ashok Kumar Jain^{1,4}

1. Department of Physics, Akal University, Talwandi Sabo, Bathinda-151302, India
2. Department of Physics and Astronomy, McMaster University Hamilton, Ontario L8S 4M1, Canada
3. Department of Physics, R.B. S. College, Agra, UP-282002, India
4. Amity Institute of Nuclear Science and Technology, Amity University UP, Noida-201313, India

Abstract: This work is an update of the 2000 publication of magnetic-rotational bands by Amita et al. [1], followed by an unpublished update of 2006 [2], and reviews detailed experimental data extracted from original publications for 225 magnetic-rotational (MR or Shears) structures spread over 114 nuclides, and 37 antimagnetic-rotational (AMR) structures in 27 nuclei, with a brief commentary about each band. Many of these nuclei are located at or near the semi-magic nucleon numbers, mostly for protons. For example, 88 MR bands are currently known for the Pb ($Z=82$) nuclei, and 27 AMR band in Pd, Cd and In nuclei. It is interesting that the proton magic numbers appear to play a major role in the MR phenomenon, which seems less well understood. A brief discussion of the salient features of the MR and AMR bands and their theoretical interpretation has been presented in the present review. The tables contain gamma-ray energies, associated level energies with spins and parities, level lifetimes, $B(M1)$, $B(E2)$, and $B(M1)/B(E2)$ ratios, the latter four when available, and probable spherical quasiparticle configurations. We find that many bands claimed in the literature as MR and AMR bands still have tentative assignments, as level lifetimes, thus $B(M1)$ and $B(E2)$ values, for a large number of MR and AMR bands, which can potentially provide critical criteria for firm identification of such structures, are lacking. Additionally, theoretical model calculations for many of these bands, which could provide insight for a better description of nuclear structure, are also lacking in literature. While this review is mainly based on original research articles, nuclear structure databases ENSDF [3], XUNDL [4], and NSR [5] databases have been consulted for completeness. The literature cut-off date is June 15, 2023.

To be published.

*Corresponding author: sushil.rathi179@gmail.com

I. Introduction

Nuclei display a variety of excitations which can often be grouped into a set of levels called bands, the excitation energies of the levels, in some cases, related to a simple formula. Rotational and vibrational bands are the most common examples of such excitations. Appearance of rotational motion is intimately linked to the non-sphericity of the nuclear mean field and the presence of anisotropic shapes in nuclei. This breaking of the spherical symmetry in nuclei normally happens in mid-shell nuclei, having nucleon numbers intermediate to the magic numbers [6]. However, appearance of well-defined rotational bands at higher excitations have also been noticed in nuclei close to the magic numbers, which is known to give rise to the phenomenon of super-deformed bands [7,8]. These normal deformed (ND) and super-deformed (SD) rotational bands represent the manifestation of the rotation of charged non-spherical nuclei, the levels of the band strongly connected by electric quadrupole (E2) transitions; we may, therefore, also call this rotation as an electric rotation. Last 50 years of nuclear structure physics have been a witness to the observation of a variety of new exotic excitations, which are related to rotational motion in nuclei [9].

Until early 1990's, it was a general belief that only deformed nuclei can exhibit rotational bands. It was therefore a big puzzle for the nuclear physicists when several groups [10,11,12] working independently, observed regular patterns of dipole (M1) gamma rays in the near spherical Pb isotopes. A detailed study revealed that the intraband transitions in these group of levels were magnetic dipole (M1) in nature in contrast to normal deformed and super-deformed nuclei where the intraband transitions were electric quadrupole (E2). These bands were therefore explained and characterized as Magnetic Rotational (MR) bands by Frauendorf [13], where spherical symmetry is broken by the magnetic moments of nuclei, who later interpreted [14] these excitations in terms of a Tilted Axis Cranking (TAC) model, and a review article highlighting the symmetry breaking in such systems and TAC, and a more complete review of the unified model and beyond, both dealing with the MR bands was published by Frauendorf [15]. A more extensive list of the theory papers related to the MR bands is included in this article along with a list of the experimental papers.

The present work contains a detailed Table of all the well-established, likely, and tentative candidates of magnetic rotational (MR) bands for 225 bands in 114 nuclides, and 37 antimagnetic rotational (AMR) bands in 27 nuclei. Most of the MR-bands, have been observed in either even-even or odd-odd nuclei; the largest number discovered in the Pb region, where 88 bands have been observed in 33 nuclides, with the highest number (nine bands) seen in ^{196}Pb , which has nine bands, and eight in ^{194}Pb . Nuclei with neutron numbers 112-117 and $Z=82$ alone have 37 MR bands. The longest sequences of single MR bands have been seen in ^{194}Pb (spin 15^+ to 33^+), ^{196}Pb (spin 17^+ to 36^+ , and 16^- to 36^-), and ^{197}Pb ($27/2^-$ to $65/2^-$), thus showing that Pb region is the most fertile ground for observing MR bands. Presence of high-j orbitals ($i_{13/2}$ and $h_{9/2}$ protons and $i_{13/2}$ neutrons) along with the presence of many nucleons in the core appear to play an important role. It may be noted that this is also a fertile region for observing the super-deformed rotational bands. Most of the

antimagnetic rotational (AMR) bands have been reported for the Pd, Cd and In nuclei, for example, eight bands in Pd, ten in Cd, and nine in In isotopes.

Nearly all the data have been searched and taken from the original references listed at the end of the Table. The unique nuclear structure databases ENSDF [3], and XUNDL [4] have been extensively used. Literature search was considerably facilitated by NSR database [5].

II. General Characteristics of the MR bands

The general characteristics of the MR bands may be summarized as follows:

1. The levels in the bands (away from band crossings) have energies that follow a pattern close to the $I(I+1)$ behaviour. Here, I denotes the total angular momentum of a level.
2. The bands consist of strong M1, $\Delta I=1$ intraband transitions with only weak E2 crossovers resulting in large $B(M1)/B(E2)$ ratios, $\geq 20\mu_N^2 / (eb)^2$. Weak or absent E2 transitions also imply a small deformation.
3. The M1 transitions have a reduced transition probability $B(M1) \sim 2-10\mu_N^2$, and $B(E2)$ values may lie in the range of $1-0.01 e^2b^2$ or less.
4. The ratio of the dynamic moment of inertia ($\mathfrak{I}^{(2)}$) to the $B(E2)$ is large, $\mathfrak{I}^{(2)} / B(E2) > 150 MeV^{-1}(eb)^{-2}$ when compared with the normal-deformed [$\sim 10 MeV^{-1}(eb)^{-2}$] or super-deformed [$\sim 5 MeV^{-1}(eb)^{-2}$] structures.
5. The $B(M1)$ values decrease with increasing angular momentum in an MR band.

Table 1. Comparison of MR bands with the ND and SD bands.

	MR bands	ND bands	SD bands
E(K) (MeV)	>2	$\sim 0 - 2$	>2
I_{\min}^{π}	6 – 15 \hbar	$\sim 0 - 10 \hbar$	>10 \hbar
ε_2	≤ 0.15	0.2-0.35	~ 0.5
$B(M1)(\mu_N^2)$	≥ 1	< 0.1	~ 0.0
$B(M1)/B(E2)$ $(\mu_N/eb)^2$	$\sim 10-100$	~ 1	Very Small
$\mathfrak{I}^{(2)}$ ($\hbar^2 MeV^{-1}$)	$\sim 10-25$	~ 50	~ 100
$\mathfrak{I}^{(2)}/B(E2)$ $(\hbar^2 MeV^{-1} eb^{-2})$	>150	~ 10	~ 5

III. Physical mechanism of magnetic rotation: shears mechanism

As a major fraction of the well-defined MR bands has been observed in the Pb region, we discuss basic features of the MR bands as well as an underlying physical mechanism by using specific examples from the Pb isotopes. The $\Delta I=1$ bands observed in the lead isotopes have been mostly assigned weakly oblate configurations consisting of the $K^\pi = 11^-$ excitation arising from two-proton particles in $\{h_{9/2} \otimes i_{13/2}\}$ orbital coupled to low- Ω one/three quasi-neutrons (in odd-A nuclides) or two/four quasi-neutrons (in even-A nuclides) dominated by $i_{13/2}$ neutron holes. At the bandhead, the proton angular momentum vector \vec{j}_π (which arises from particles in $h_{9/2}$ and $i_{13/2}$ orbitals) is nearly parallel to the symmetry axis due to torus-like density distribution, while the neutron angular momentum \vec{j}_ν (from holes in high-j $i_{13/2}$ subshell) is nearly perpendicular to it due to dumb-bell-like density distribution. It may be noted that the role of high-j orbitals is crucial in these structures as it is in many other rotational phenomena.

The total angular momentum vector \vec{I} then lies along a tilted axis at an angle θ with respect to the symmetry axis. Higher angular momentum states are generated by aligning \vec{j}_π and \vec{j}_ν in a way similar to the closing of the blades of a pair of shears. This coupling of the proton particles and neutron holes results in a large magnetic dipole moment (μ), which precesses around \vec{I} . The perpendicular component of μ relative to \vec{I} , denoted μ_\perp , breaks the spherical symmetry. It also decreases in a characteristic manner as \vec{j}_π and \vec{j}_ν align (and the total angular momentum increases) as shown in the Figure 1. This alignment costs energy and the excitation energy of the MR band increases as the angular momentum increases.

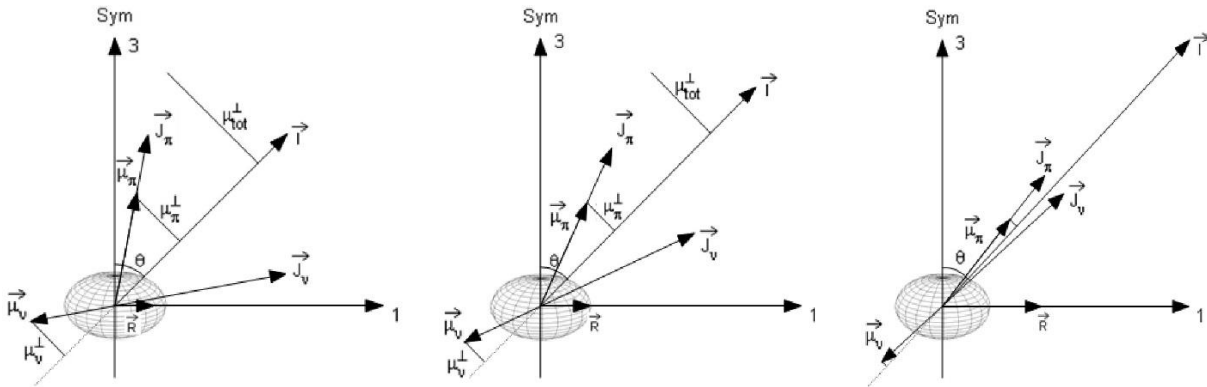


Figure 1: Angular momentum coupling scheme for shears mechanism in a $\Delta J=1$ MR band in a weakly oblate deformed nucleus, at low spin, i.e. at the bandhead (left), at intermediate spin (middle), and at maximum spin (right). The perpendicular component of magnetic moment shows a decline as the spin rises.

The behaviour of the B(M1) values is the most crucial experimental signature of the shears mechanism. If an MR band arises from the collective motion of a non-spherical shape, then the B(M1) values are expected to be rather constant. If an MR bands involves shears mechanism, then this should lead to a characteristic decline of the B(M1) values with increasing angular momentum. This is because B(M1) is proportional to μ_{\perp}^2 , and μ_{\perp}^2 decreases with rising angular momentum. The maximum angular momentum for a configuration is reached when the shears close fully, terminating the MR band, as shown in Fig. 1 (right panel).

We summarize below the conditions required for the MR bands:

1. A particle-hole coupling so that the angular momentum at the bandhead is large and maximum overlap of the proton and neutron wavefunctions occur as the shears close.
2. The active orbitals involved must have large j values. This can give rise to a good tilt angle and a long sequence of levels can be formed.
3. The deformation of the core of the nucleus must be small enough so that the rotational motion does not dominate over the shears mechanism.

Above conditions suggest that regions around the spherical magic numbers are probably the most suitable for the occurrence of MR bands. However, as the data presented in this paper show, MR bands are spread out over many regions of nuclear chart. The common thread possibly is the presence of high-j proton/neutron orbitals, an essential requirement to generate sufficient magnetic moment and angular momentum. Moreover, the proton magic numbers are more important, which is not surprising, as the high-j protons will contribute the most to the magnetic moment.

Other significant features of the MR bands: we briefly discuss some of the observed experimental features of these exotic structures by selecting an example from the Pb region where the MR bands are prominent and well established.

We show in Fig. 2, a plot of angular momentum I vs the gamma ray energy for an MR band in ^{196}Pb . As can be seen it is a monotonically rising plot, the E_{γ} increasing with the spin I , a behaviour similar to the rotational bands, hence the name Magnetic Rotational band. It is the magnetic dipole that breaks the isotropy in MR bands, and the shears mechanism requires more and more energy as the blades of shears close increasing the spin I .

This smoothly rising energy, however, sometimes exhibits a backbending, a feature signifying the crossing of two bands, as shown in the right panel of Fig. 2. It is rather interesting that the second band which crosses the first band is also an MR band. The higher lying MR band has a configuration with an additional pair of neutron hole alignment. The configurations assigned are $\pi(i_{13/2}h_{9/2})_{K=11^-} \otimes \nu(i_{13/2}^{i-2})$ before, and $\pi(i_{13/2}h_{9/2})_{K=11^-} \otimes \nu(i_{13/2}^{i-4})$ after the band crossing. The two blades of shears, which were beginning to close as the spin was rising in the lower MR band, again open up in the higher lying MR band, and the shears mechanism becomes active once again.

A second order polynomial fit to the level energy E vs. I data is shown on the right-hand side of Fig. 2. By polynomial fits of these bands, and from the minimum of the curve, the bandhead spin and energy were deduced to be $21\hbar$, and 7465.5 keV, respectively. From the crossing point of the two bands, the band crossing energy and spin could also be calculated as 8264.2 keV and $27\hbar$, respectively.

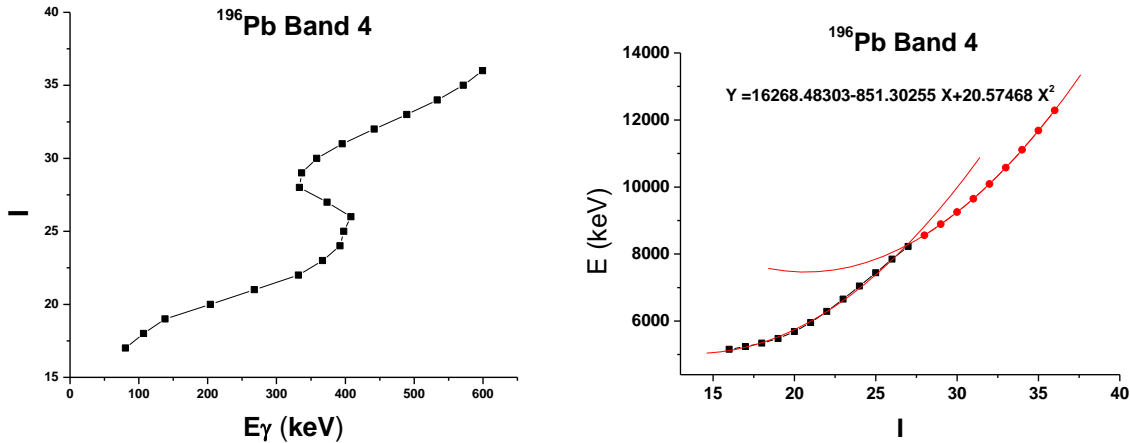


Figure 2: Plots of the angular momentum I vs. gamma ray transition energies E_γ , and level energy E vs. I for the MR band 4 of ^{196}Pb .

Using these values, we could calculate the shears angle for each spin for the band after the band crossing by using the semi-classical model of Macchiavelli et al. [16,17,18]. At the bandhead, we assume that there is a perpendicular coupling of shears and thereafter with increase in spin the shears close. A value of effective g -factor 0.92 was assumed. We have calculated the variation in the $B(M1)$ values with the change in the shears angle and the results are shown in Fig. 3. It has been observed that the $B(M1)$ values increase near the band crossing. The excited band lies lower in energy than the lower MR band after the band crossing. The shears reorient by increasing the shears angle between the proton and neutron angular momentum vectors, which open up again, to reduce the energy at the band crossing.

Such a backbending and band crossing has been seen in many nuclei in the Pb region because of the observation of long sequences of levels in the MR bands. A crossing of two MR bands with largest number of quasi-particles was seen in the ^{198}Bi by Pai *et al.* [19], where a crossing of eight quasi-particle (qp) MR band with a six-quasi-particle band was observed. Crossing of a 6-qp and a 4-qp band was also seen in the same nucleus.

It is, however, important to point out that these calculations are kind of idealized and are good for a physical understanding. The most successful microscopic nuclear structure model applicable to the MR bands is the Tilted Axis Cranking model due to Frauendorf [13]. A detailed application of this model and their results may be found in the references [13-15, 20]. For a successful application of the hybrid version of TAC to Rb isotopes, see Amita *et al.* [21]. Many MR bands

also display a significant signature splitting or odd-even staggering in energy. This phenomenon generally requires the presence of a small deformation, high- j configuration, and high spin. All the conditions are present in the MR structures. The particle rotor model could suitably be applied to explain the odd-even staggering in the MR bands [23].

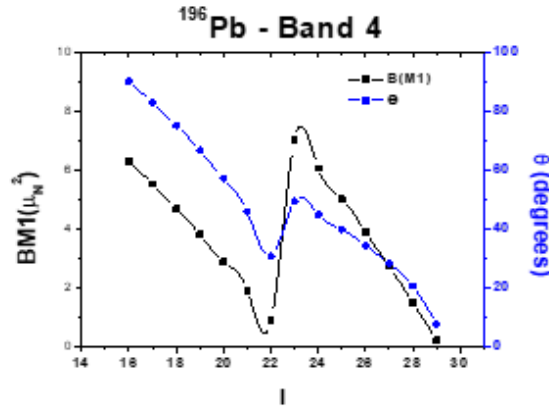


Fig. 3: Plot of the $B(M1)$ vs. I for the MR band 4 of ^{196}Pb . Also shown is the variation of the tilt angle θ with the spin I , which closely follows the variation in $B(M1)$ values.

IV. Antimagnetic Rotation

A phenomenon closely related to the magnetic rotation bands was also proposed by Frauendorf [23], in an analogy to antiferromagnetism in solids. It involves an alternative arrangement of the proton and neutron angular momentum vectors (\mathbf{j}_π and \mathbf{j}_ν), which also breaks the symmetry about the total angular momentum vector. This leads to a new kind of phenomenon termed as 'Antimagnetic Rotation', where the neutrons are aligned along an axis perpendicular to the symmetry axis and the protons are placed in a stretched position along the symmetry axis as shown in Fig. 4. As the two proton blades close, higher spin states are generated, and the contribution of the single particle mode to total angular momentum rises. The magnetic moments of the two proton spins cancel with each other, and therefore, only the E2 transitions are possible for AMR bands.

The AMR bands are expected to occur in weakly deformed nuclei in the same mass regions as the MR bands. As the deformation is very small, the E2 are weak, which further decline with increase in spin as the blades close, generating angular momentum along the rotation axis. The angular momentum is generated by the gradual alignment of the two proton spin vectors, in contrary to collective angular momentum of a well-deformed nucleus where it is generated from the contributions of many particles. In the case of even-even nuclei, a pair of proton angular momentum vectors (arising due to a pair of proton holes in high- Ω orbitals) are in a stretched mode with the neutron spin vector (arising due to high- j , low-neutron particle configuration) in the middle and nearly perpendicular to both of them. It is therefore like having two shears like subsystems operating together. The total angular momentum I points along j_ν . Generation of higher

angular momenta is by the simultaneous closing of the two proton blades towards the direction of I with a small contribution from the core rotation R .

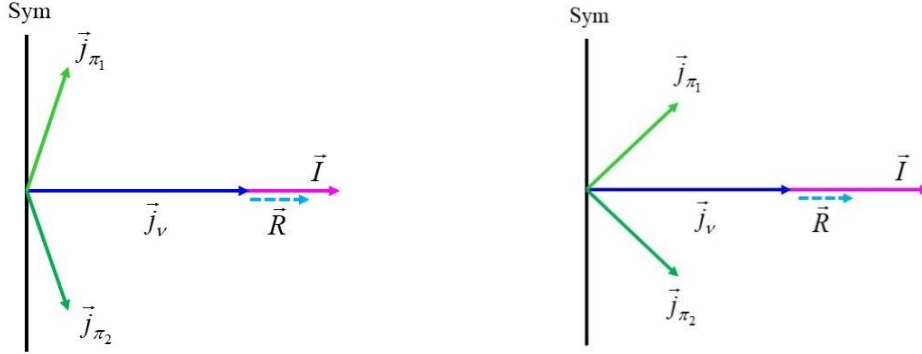


Figure 4: Schematic diagram of the twin-shears mechanism (AMR) showing the coupling of angular momentum of the proton blades ($j_{\pi 1}$ and $j_{\pi 2}$) and the neutron blade j_v , at lower spin (upper part) and at higher spin (lower part). The total angular momentum $I = I_{sh} + R$, where R is the contribution from the core and I_{sh} is the sum of $j_{\pi 1}$, $j_{\pi 2}$ and j_v . The core appears to play a prominent role in AMR.

Since the perpendicular components of μ of the two subsystems are antialigned and cancel each other, there is no net magnetic dipole moment. The magnetic moment of one of the two shears specifies the orientation. As the system is symmetric with respect to a rotation of π about the axis of j_v , or I , *i.e.* the mean field has $R_z(\pi)$ symmetry, the AMR bands consist of regular sequences of energy levels differing in spin by 2, and are connected by weak electric quadrupole ($E2$) transitions (*i.e.* small $B(E2)$ values) reflecting a small deformation of the nucleus [13].

To distinguish this phenomenon from collective rotation, it is reasonable to say that a band is an AMR band if the ratio $\mathfrak{I}^{(2)}/B(E2) \geq 100$ ($\hbar^2 \text{ MeV}^{-1} \text{ eb}^{-2}$) is as large as for magnetic rotation, *i.e.* it should exceed $100 \text{ MeV}^{-1}(\text{eb})^{-2}$. Some characteristics of AMR bands, based on observed experimental features in the Cd and Pd isotopes, which so far, seem the most well-established examples of such structures, are:

- (1) Nearly constant $= \mathfrak{I}^{(2)}$ [$\sim 25 \hbar^2 \text{ MeV}^{-1}$]
- (2) Small $B(E2)$ values $\sim 0.05 - 0.18 (\text{eb})^2$, which decrease with ascending spins for higher levels.

Even though the phenomenon of AMR mode of nuclear excitations was proposed 21 years ago [14], there has been limited success in observing such structures experimentally, with firm evidence even rarer. First observation of an antimagnetic rotational band, with lifetime measurements for four levels in the band, was suggested in ^{109}Cd nuclide by Chiara *et al.* [24], where two MR bands were also reported, later followed by an observation of two AMR bands as signature partner bands in ^{108}In and ^{110}In [25] nuclei, but with limited measurements of level lifetimes. A contemporary work by Zhu *et al.* [26] reported an AMR band in ^{100}Pd , but with lifetimes for only two levels in the band, the assignment remains tentative. Based on level lifetime

measurements, and from decreasing trend of B(E2) values with increasing spin Datta *et al.* [27] identified an AMR structure in ^{108}Cd , while, Simons *et al.* [28] reported AMR bands in ^{106}Cd and ^{108}Cd , although the assignment of AMR band to the latter nuclide was less certain. In a series of experimental investigations from 2010 to 2015, Choudhury *et al.* [29,30,31], discovered an AMR band based on level lifetime measurements for five levels in a band in ^{105}Cd [29], later followed by an observation of two AMR bands as signature partners, as well as coexistence of an AMR and an MR band in ^{107}Cd [30,31], thereby, providing for the first time, confirmed AMR bands and other structure features in odd-A nuclei. Data for 37 AMR bands presented in Table 3 are for 13 odd-A nuclei, nine even-even nuclei, and five odd-odd nuclei, although, with 27 (out of a total of AMR 37 bands) bands in the Pd (Z=46), Cd (Z=48), and In (Z=49) isotopes. The most well-established examples are for Cd isotopes, followed by those in Pd and In isotopes, all three near Z=50 closed shell, and near N=60 subshell, expected to have low quadrupole deformations. Other ten bands in ^{58}Fe , ^{61}Ni , ^{99}Pd , ^{127}Xe , ^{130}Ba , ^{137}Nd , ^{142}Eu , ^{143}Eu and ^{144}Dy seem much less certain in terms of their AMR structure, as for most of these no level lifetime measurements are available, and for several cases such as ^{61}Ni , ^{99}Pd , ^{102}Pd , ^{110}Cd , ^{110}In , ^{112}In and ^{144}Dy , reported AMR bands deviate in trend of increasing level energies with ascending spins for a typical rotor.

V. Data sources and explanations for Tables 2 and 3:

All data have been taken as presented in the original publications, generally, from the first reference (in bold) listed for a band. It should be noted that we have omitted in Table 2, a proposed MR band in ^{131}La [32], based on a 509γ - 469γ - 428γ cascade with level spins from $27/2^-$ to $21/2^-$, and suggested configuration= $\pi^3(11/2[505], 5/2[402], 5/2[413])$, as, with only proton configuration, it appears to be a different type of excitation. We have also omitted two MR-like bands, with three $\Delta J=1$ dipole (assumed magnetic) transitions in each band, as reported for ^{29}Al [33], due to lack of adequate experimental data, and theoretical model calculations for magnetic rotational behaviour in *sd*-shell nuclei. It should be noted that MR bands for ^{77}Br , ^{131}La , $^{134,136,137}\text{Nd}$, and $^{192,193,195}\text{Hg}$ in the 2000 compilation by Amita *et al.* [1] have been omitted in the present work. Although, each of these nuclides has experimental evidence for well-defined band(s) with dominant magnetic dipole (M1) transitions, but dipole bands in these nuclei have been interpreted in literature, through model calculations, due to collective or other mechanism of excitations, different from magnetic-rotational structure. The quasiparticle configuration for bands is given, as and when assigned by the original authors; ‘ π ’ is for protons and ‘ ν ’ for neutrons; s, p, d, f, g and h are the orbitals; a positive integer in the superscript of an orbital denotes number of particles while a negative integer denotes number of holes; symbols ε_2 or β_2 , and γ represent quadrupole and triaxial deformation parameters, respectively.

Following abbreviations are used in Table 2: DSM: deformed shell model; TAC: tilted axis cranking; CSM: cranked shell model; TRS: total Routhian surface; PSM: projected shell model; IBFM: interacting boson fermion model; FAL Fermi aligned; HF: Hartree-Fock; BCS: pairing theory of Bardeen, Cooper and Schrieffer; CWS: cranked Woods-Saxon; RMF: relativistic mean-field; CDFT: covariant-density functional theory.

Separate reference lists for Tables 2 and 3, as well as for theory articles for MR and AMR bands are supplied in terms of eight-digit key-numbers assigned in the Nuclear Science References (NSR) database [5], followed by detailed citations.

VI. Conclusions

In the present work we have presented a compendium of relevant spectroscopic data for all the observed or proposed magnetic-rotational (MR or shears), and antimagnetic-rotational structures in different regions of the nuclear chart, based on experiments and theory, several bands (especially for $Z=82$, Pb nuclei for MR band, and in Pd, Cd and In regions for AMR bands) with firm MR assignments, while many others with possible or tentative assignments, as indicated in original publications. The magnetic-rotational high-spin structures display a behaviour different from the normal rotational bands and are mostly dominated by magnetic dipole (M1) transitions. However, many of these bands may have a mixed character, containing contribution from collective rotational motion or open to other modes of excitations, especially, when the bands are regular in gamma-ray energies with ascending spins but have fairly significant crossover E2 transitions, and, also when the bands are irregular, where these could be signature partners. The $B(M1)$ and $B(E2)$ values from lifetime measurements, and detailed theoretical model calculations are available for only about 30% of the MR bands listed in this review, which can provide the most stringent tests for the magnetic-rotational character of a band. Level lifetime data are available for 11 MR bands (out of a total of 30) in the $A=58-87$ region, for 26 MR bands (out of a total of 56 bands) in the $A=100-112$ region, for 21 MR bands (out of a total of 62 bands) in the $A=124-146$ region, and for only 14 MR bands (out of a total of 77 bands) in the $A=189-206$ region. In the case of AMR bands, level lifetime data are available for 14 bands in 12 nuclei (out of a total of 37 bands in 27 nuclei) with the most and high-quality data in the Cd nuclei. As research on high-spin structures in nuclear physics is no longer a high priority in major nuclear laboratories, it is less likely that lifetime data for many of these bands listed here will become available in the immediate future, yet, based on existing experimental data, and theoretical model calculations, a more critical assessment of each band for its magnetic- or antimagnetic rotational character is needed for definite assignments.

Acknowledgements

SS and SK acknowledge financial support from the Department of Atomic Energy (DAE)-Board of Nuclear Science (BRNS), Government of India (grant no.: 36(6)/14/60/2016-BRNS/36145), International Atomic Energy Agency (IAEA), Vienna, Austria (grant no.: RC-17642-R0), and from Akal University, Talwandi Sabo, Punjab (India). AKJ acknowledges financial support from the Science and Engineering Research Board (SERB), Government of India (grant no.: CRG/2020/000770), and from the Amity University, UP (India).

References

- [1] Amita, A.K. Jain, and B. Singh, *At. Data and Nucl. Data Tables*, 74, 283 (2000).
- [2] Amita, B. Singh, P. Agarwal, and A.K. Jain (Preprint, 2006),
https://www.nndc.bnl.gov/ensdf/evalcorner/pdfs/MR_shear_bands_dec06.pdf
- [3] T.W. Burrows, *Nucl. Instrum. Meth. Phys. Res. A* 286, 595 (1990), Evaluated Nuclear Structure Data File (ENSDF database), <http://www.nndc.bnl.gov/ensdf/>
- [4] XUNDL database, <http://www.nndc.bnl.gov/ensdf/ensdf/xundl.jsp>
- [5] B. Pritychenko, E. Betak, M.A. Kellett, B. Singh, and J. Totans, *Nucl. Instrum. Meth. Phys. Res. A* 640, 213 (2011), Nuclear Science References (NSR) database, <http://www.nndc.bnl.gov/nsr/>
- [6] A. Bohr and B.R. Mottelson, *Nuclear Structure, Vol. 2*, published by W.A. Benjamin, Inc. (1975) and World Scientific Publishing Co. Pte. Ltd., Singapore (1998).
- [7] R.V.F Janssens and T.L. Khoo, *Ann. Rev. Nucl. Part. Sci.* 41, 321 (1991).
- [8] B. Singh, R. Zywina, and R.B. Firestone, *Nuclear Data Sheets* 97, 241 (2002).
- [9] S.C. Pancholi, *Exotic Nuclear Excitations*, Springer, 2011.
- [10] G. Baldisiefen, H. Hubel, D. Mehta, B.V.T. Rao, U. Birkental *et al.*, *Phys. Lett. B* 275, 252(1992).
- [11] R.M. Clark, R. Wadsworth, E.S. Paul, C.W. Beausang, I. Ali *et al.*, *Phys. Lett. B* 275, 247 (1992).
- [12] B. Fant, R.J. Tanner, P.A. Butler, A.N. James, G.D. Jones *et al.*, *J. Phys. G. Nucl. Part. Phys.* 17, 319 (1991).
- [13] S. Frauendorf, *Nucl. Phys. A* 557, 259c (1993).
- [14] S. Frauendorf, *Rev. Mod. Phys.* 73, 463 (2001).
- [15] S. Frauendorf, *Phys. Scr.* 93, 043003 (2018).
- [16] R.M. Clark and A. O. Macchiavelli, *Ann. Rev. Nucl. Part. Sci.*, 50, 1 (2000).
- [17] A.O. Macchiavelli, R.M. Clark, P. Fallon, M.A. Deleplanque, R.M. Diamond *et al.*, *Phys. Rev. C* 57, R1073 (1998).
- [18] A.O. Macchiavelli, R.M. Clark, P. Fallon, M.A. Deleplanque, R.M. Diamond *et al.*, *Phys. Rev. C* 58, 3746 (1998).
- [19] H. Pai, G. Mukherjee, S. Bhattacharya, C. Bhattacharya, S. Bhattacharya *et al.*, *Phys. Rev. C* 90, 064314 (2014)
- [20] S. Frauendorf, *Z. Phys. A* 356, 263 (1996); *ibid.* A358, 163 (1997).
- [21] Amita, A.K. Jain, V.I. Dimitrov, and S. Frauendorf, *Phys. Rev. C* 64, 034308 (2001).
- [22] Amita, A.K. Jain, A. Goel, and B. Singh, *Pramana – J. Phys.* 53, 463 (1999).
- [23] S. Frauendorf, *Z. Physik. A* 358, 163 (1997).
- [24] C.J. Chiara, S.J. Asztalos, B. Busse, R.M. Clark, M. Cromaz *et al.*, *Phys. Rev. C* 61, 034318 (2000).
- [25] C.J. Chiara, D.B. Fossan, V.P. Janzen, T. Koike, D.R. LaFosse *et al.*, *Phys. Rev. C* 64, 054314 (2001).
- [26] S. Zhu, U. Garg, A.V. Afanasjev, S. Frauendorf, B. Kharraja *et al.*, *Phys. Rev. C* 64, 041302 (R) (2001).
- [27] P. Datta, S. Chattopadhyay, S. Bhattacharya, T.K. Ghosh, A. Goswami *et al.*, *Phys. Rev. C* 71, 041305 (2005).
- [28] A.J. Simons, R. Wadsworth, D.G. Jenkins, R.M. Clark, M. Cromaz *et al.*, *Phys. Rev. C* 72, 024318 (2005).

- [29] D. Choudhury, A.K. Jain, M. Patial, N. Gupta, P. Arumugam *et al.*, Phys. Rev. C 82, 061308 (R) (2010).
- [30] D. Choudhury, A.K. Jain, G. Anil Kumar, S. Kumar, S. Singh *et al.*, Phys. Rev. C 87, 034304 (2013).
- [31] D. Choudhury, R. Palit, P. Singh, J. Sethi, S. Saha *et al.*, Phys. Rev. C 91, 014318 (2015).
- [32] J. Kaur, N. Bansal, A.K. Bhati, R. Kumar, V.R. Sharma *et al.*, Phys. Lett. B765, 317 (2017).
- [33] H. Sultana, R. Bhattacharjee, A. Chakraborty, M.A. Khan, S.S. Bhattacharjee *et al.*, Phys. Rev. C 98, 014330 (2018).

Table 2: Magnetic Rotational Structures in Nuclei

 $^{58}_{26}\text{Fe}_{32}$

	E_{level} keV	I^π	$E_\gamma(\text{M1})$ keV	$E_\gamma(\text{E2})$ keV	$B(\text{M1})/B(\text{E2})$ $(\mu\text{N}/\text{eb})^2$	References	Configurations and Comments:
1.	7524.2 7915.7 8428.9 9174.6 10130.5	(8) (9) (10) (11) (12)	392.1 513.3 745.6 956.0			2012St06	1. On the basis of TAC-RMF calculations, the authors suggest that negative parity is more likely. 2. From near degeneracy of band 1 and band 2, the authors suggest that, these bands may also be chiral doublet partners. 3. Regular band.
2.	7657.8 8041.9 8540.2 9163.6 9924.7 10952.4 12017.0 13173.4	(8) (9) (10) (11) (12) (13) (14) (15)	384.1 498.1 623.3 761.2 1027.6 1064.6 1156.7			2012St06	1. Probable configuration as $\pi(f_{7/2})^{-2} \otimes \nu\{(r^3)(g_{9/2})^1\}$ for lower spin region and $\pi[(f_{7/2})^{-3} (r^1)] \otimes \nu[(r^3)(g_{9/2})^1]$ for higher spin region ($r^1 = f_{5/2}, p_{3/2}, p_{1/2}$) is assigned on the basis of TAC-RMF calculations. 2. $(\beta_2, \gamma) \approx (0.22, 22^\circ - 50^\circ)$ before band crossing ($\hbar\omega = 0.6 - 1.3$ MeV) and $(\sim 0.25, \sim 16^\circ - 4^\circ)$ after band crossing ($\hbar\omega = 1.0 - 1.3$ MeV) from TAC-RMF calculations. 3. On the basis of TAC-RMF calculations, the authors suggest that negative parity is more likely. 4. From near degeneracy of band 1 and band 2, the authors suggest that, these bands may also be chiral doublet partners. 5. Band 1 crosses band 2 in the spin range $I = 11\hbar - 13\hbar$. 6. Regular band.

 $^{61}_{27}\text{Co}_{34}$

	E_{level} keV	I^π	$E_\gamma(\text{M1})$ keV	$E_\gamma(\text{E2})$ keV	$B(\text{M1})/B(\text{E2})$ $(\mu\text{N}/\text{eb})^2$	References	Configurations and Comments:
1.	3472.3 3657.5 4093.2 4802.9 5832.0 6892.9 8212.3 9672.3	$13/2^-$ $15/2^-$ $17/2^-$ $19/2^-$ $21/2^-$ $23/2^-$ $25/2^-$ $27/2^-$	185.1 435.8 708.6 1030.0 1061.8 1321.9 1460.1			2015Ay02	1. Tentatively assigned as MR band on the basis of semiclassical calculations by 1998Ma09 and also on the basis of comparison with MRB1 observed in ^{58}Fe (2012St06). 2. $(\beta_2, \gamma) = (0.3, 0^\circ)$ from CSM calculations. 3. Regular band.
2.	3909.5 4116.5 4385.9 5117.6 6065.9 7173.9	$13/2^-$ $15/2^-$ $17/2^-$ $19/2^-$ $21/2^-$ $(23/2^-)$	207.4 269.8 731.7 947.7 (1108.3)				1. Tentatively assigned as MR band on the basis of semiclassical calculations (1998Ma09). 2. Regular band.

$^{62}_{27}\text{Co}_{35}$

	E_{level} keV	I^{π}	$E_{\gamma}(\text{M1})$ keV	$E_{\gamma}(\text{E2})$ keV	$B(\text{M1})/B(\text{E2})$ $(\mu_{\text{N}}/\text{eb})^2$	References	Configurations and Comments:
1.	3564.8 4048.8 4723.2 5812.6 6948	9 ⁺ 10 ⁺ 11 ⁺ 12 ⁺ (13 ⁺)	483.4 674.4 1089.4 1135.2			2022Se03	1. Configuration assigned as $\pi\{(1f_{7/2})^{-2}(2p_{3/2})^1 \otimes v(2p_{3/2})^{-1}\}$ from CDFT calculations. 2. $\beta=0.20$. 3. Tentatively assigned as MR band (2022Se03). 4. Regular band.

$^{60}_{28}\text{Ni}_{32}$

	E_{level} keV	I^{π}	$E_{\gamma}(\text{M1})$ keV	$E_{\gamma}(\text{E2})$ keV	$B(\text{M1})/B(\text{E2})$ $(\mu_{\text{N}}/\text{eb})^2$	References	Configurations and Comments:
1.	8044.1 8520.5 9132.2 9989.3 11112.8 12273.8 13810.0	9 ⁻ 10 ⁻ 11 ⁻ 12 ⁻ 13 ⁻ 14 ⁻ (15 ⁻)	476.7 611.5 856.9 1123.4 1160.8 1536.2	1088.2 1468.3 1981.1 2284.6 2697.2	164(24) 178(35) 215(56) 178(48) 27(19)	2008TO15 2011Zh57	1. Configuration assigned as $\pi\{(1f_{7/2})^{-1}(\text{fp})^1\} \otimes v\{(1g_{9/2})^1(\text{fp})^3\}$ from CNS calculations. 2. Comparison of experimental BM1/BE2 with TAC-RMF calculations (2011Zh57). 3. $(\varepsilon_2, \gamma) = (0.21, 22^\circ)$ from CNS calculations. 4. Regular band.
2.	8485.3 9122.8 9960.0 10788.6 11552.8	9 ⁻ 10 ⁻ 11 ⁻ 12 ⁻ 13 ⁻	637.5 836.4 828.5 764.2			2008TO15 2011Zh57	1. Configuration assigned as $\pi\{(1f_{7/2})^{-1}(\text{fp})^1\} \otimes v\{(1g_{9/2})^1(\text{fp})^3\}$ from CNS calculations. 2. $(\varepsilon_2, \gamma) \approx (0.21, 30^\circ)$ from CNS calculations. 3. Regular band with backbending at 11 h.
3.	11224.8 11785.5 12486.1 13353.0 14201.0 15164.6 16241.6	(11 ⁺) (12 ⁺) (13 ⁺) (14 ⁺) (15 ⁺) (16 ⁺) (17 ⁺)	560.8 700.8 866.8 848.0 963.8 1077			2008TO15 2011Zh57	1. Probable configuration assignment based on CNS calculations is $\pi\{(1f_{7/2})^{-1}(\text{fp})^1\} \otimes v\{(1g_{9/2})^2(\text{fp})^2\}$. 2. $(\varepsilon_2, \gamma) = (0.220, 9.1^\circ)$ and $(0.20, 58.5^\circ)$ at I=10h and 16h, respectively from CNS calculations. 3. Regular band with backbending at 14 h.
4.	11255.0 11851.2 12578.4 13662.3 14803.0 16097.8	12 ⁺ 13 ⁺ 14 ⁺ 15 ⁺ 16 ⁺ (17 ⁺)	596.0 727.1 1083.9 1141.1 1294.8	1323.9 1811.0 2224.5	36(12) 114(39) 95(25) 88(23)	2008TO15 2011Zh57	1. Configuration assigned as $\pi\{(1f_{7/2})^{-1}(\text{fp})^1\} \otimes v\{(1g_{9/2})^2(\text{fp})^2\}$ from CNS calculations. 2. $(\varepsilon_2, \gamma) = (0.220, 9.1^\circ)$ and $(0.20, 58.5^\circ)$ at I=10h and 16h, respectively from CNS calculations. 3. Regular band.

$^{61}_{28}\text{Ni}_{33}$

	E_{level} keV	I^{π}	$E_{\gamma}(\text{M1})$ keV	$E_{\gamma}(\text{E2})$ keV	$B(\text{M1})/B(\text{E2})$ $(\mu_{\text{N}}/\text{eb})^2$	References	Configurations and Comments:
1.	6972 7791 8663 9748 11043	21/2 ⁺ 23/2 ⁺ 25/2 ⁺ 27/2 ⁺ (29/2 ⁺)	819 872 1085 (1295)			2023BhAA 2023Li05	1. Configuration assigned as $\pi[(f_{7/2})^{-1}[p_{3/2}/f_{5/2}]^1 \otimes v[(g_{9/2})^1(p_{3/2})^2[f_{5/2}/p_{1/2}]^2]$ from Shell Model(SM) calculations (2023BhAA) whereas, $\pi[(1f_{7/2})^{-1}(\text{fp})^1] \otimes v[(1g_{9/2})^1(\text{fp})^4]$ was suggested from TAC-CDFT calculations (2023Li05). 2. The calculated $B(\text{M1}) \approx 1.0 \mu_{\text{N}}^2$ from TAC-CDFT. 3. Regular band.

$^{61}_{28}\text{Ni}_{33}$

	E_{level} keV	I^π	$E_\gamma(\text{M1})$ keV	$E_\gamma(\text{E2})$ keV	$B(\text{M1})/B(\text{E2})$ ($\mu\text{N}/\text{eb}$) ²	References	Configurations and Comments:
2.	7679	21/2 ⁺				2023BhAA	1. Form the SM calculations, the configuration of band 2 is predicted to be similar as band 1 2023BhAA. 2. Regular band.
	8028	23/2 ⁺	349				
	8553	25/2 ⁺	525				
	9337	27/2 ⁺	784				
	10200	(29/2 ⁺)	863				
	11138	21/2 ⁺	938				

 $^{62}_{29}\text{Cu}_{33}$

	E_{level} keV	I^π	$E_\gamma(\text{M1})$ keV	$E_\gamma(\text{E2})$ keV	$B(\text{M1})/B(\text{E2})$ ($\mu\text{N}/\text{eb}$) ²	References	Configurations and Comments:
1.	2892.7	7 ⁻				2022Lu01 2001Mu14	1. Configuration assigned as $\pi\{(f_{7/2})^{-1}(p_{3/2}, f_{5/2})^2\} \otimes \nu\{(g_{9/2})^1(p_{3/2}, f_{5/2})^4\}$ from CNS calculations. 2. $\beta_2 \approx 0.26-0.32$ from TAC-CDFT calculations. 3. Tentatively assigned as MR band.
	3435.0	8 ⁻	544.1				
	3979.5	9 ⁻	544.5				

 $^{75}_{33}\text{As}_{42}$

	E_{level} keV	I^π	$E_\gamma(\text{M1})$ keV	$E_\gamma(\text{E2})$ keV	$B(\text{M1})/B(\text{E2})$ ($\mu\text{N}/\text{eb}$) ²	References	Configurations and Comments:
1.	2763.3	(15/2 ⁻)				2017Li02	1. Configuration assigned as $\pi\{(1g_{9/2})^1(1f_{5/2})^{-2}\} \otimes \nu\{(1g_{9/2})^5(fp)^{-3}\}$ from TAC-CDFT calculations. 2. $(\beta_2, \gamma) = (0.32-0.33, 27^\circ)$ from TAC-CDFT calculations. 3. 2017Li02 interpret this structure as a stapler band. 4. Regular band.
	3006.1	(17/2 ⁻)	242.8				
	3271.5	(19/2 ⁻)	265.4				
	3703.3	(21/2 ⁻)	431.8				

 $^{79}_{35}\text{Br}_{44}$

	E_{level} keV	I^π	$E_\gamma(\text{M1})$ keV	$E_\gamma(\text{E2})$ keV	$B(\text{M1})/B(\text{E2})$ ($\mu\text{N}/\text{eb}$) ²	References	Configurations and Comments:
1.	2392.8	13/2 ⁻				2002Sc13 1999Ra02 1988Sc13 1995Ta21	1. $\pi(g_{9/2}) \otimes \nu[g_{9/2}(p_{3/2}/f_{5/2})^1]$ from TAC calculations. 2. $(\beta_2, \gamma) = (0.18, >20^\circ)$ from TRS calculations. 3. Regular band. 4. The mean lifetimes (in ps) of levels from 3088 to 4802 keV are 1.1(3), 0.55(15), 0.20(4) and 0.17(3), respectively. 5. The B(M1) values for the transitions from 314.0 to 649.9 keV are 1.55(+62-32), 0.76(+35-23), 0.47(+19-14) and 0.93(+30-21) μN^2 , respectively. 6. The B(E2) values for the transitions from 760.3 to 1268.6 keV are 0.22(+15-9), 0.09(+5-3) and 0.10(+6-4) (eb) ² , respectively.
	2580.6	15/2 ⁻	187.6				
	2774.2	17/2 ⁻	193.8				
	3088.2	19/2 ⁻	314.0				
	3534.9	21/2 ⁻	446.7	760.3	3.45(+62-45)		
	4152.3	23/2 ⁻	617.4	1064.9	5.22(+28-51)		
	4802.2	25/2 ⁻	649.9	1268.6	9.3(+27-16)		
	5577.6	27/2 ⁻	775.4	1426.5			
	6383.0	(29/2 ⁻)	805.4	1580.9			

⁸¹₃₅Br₄₆

	E _{level} keV	I ^π	E _γ (M1) keV	E _γ (E2) keV	B(M1)/B(E2) (μ _N /eb) ²	References	Configurations and Comments:
1.	2549.4	(13/2 ⁻)				1986Fu04 1995Ta21	1. Tentatively assigned as π(g _{9/2} ² p _{3/2}), but this may only be just one component. 1995Ta21 suggest fp-neutron and g _{9/2} neutron orbitals. 2. Regular band.
	2668.5	(15/2 ⁻)	119.1				
	2942.1	(17/2 ⁻)	273.6				
	3333.5	(19/2 ⁻)	391.4				
	3798.7	(21/2 ⁻)	465.2				

⁷⁹₃₆Kr₄₅

	E _{level} keV	I ^π	E _γ (M1) keV	E _γ (E2) keV	B(M1)/B(E2) (μ _N /eb) ²	References	Configurations and Comments:
1.	2857.4	(17/2 ⁻)				1986Jo08 1990Sc07	1. Tentatively assigned as π[g _{9/2} ⊗ (p _{3/2} f _{5/2}) ¹] ⊗ v(g _{9/2}) from the TAC calculations (2004Ma09). 2. (β ₂ , γ) = (0.192, 62°) from TAC calculations. 3. Regular band.
	3214.2	19/2 ⁻	283.9				
	3585.0	21/2 ⁻	371.0				
	4132.7	23/2 ⁻	547.7				

⁸¹₃₆Kr₄₅

	E _{level} keV	I ^π	E _γ (M1) keV	E _γ (E2) keV	B(M1)/B(E2) (μ _N /eb) ²	References	Configurations and Comments:
1.	2419.7	13/2 ⁻				1986Fu03	1. Tentatively assigned as π[g _{9/2} ⊗ (p _{3/2} f _{5/2}) ¹] ⊗ v(g _{9/2}) from the TAC calculations (2004Ma09). 2. (β ₂ , γ) = (0.16, 60°) from TAC calculations. 3. Regular band. 4. B(M1) values for the transitions 113 keV and from 362 to 615 keV are 1.3(+13-4), 0.53(+41-17), 0.25(+19-9), 0.06(+3-1) and 0.05(+5-2) (μ _N) ² , respectively. 5. B(E2) values for the transitions from 528 to 1223 keV are 0.013(+13-7), 0.010(+8-4), 0.010(+6-4) and 0.014(+16-7) (eb) ² , respectively. 6. The mean lifetimes (in ps) of levels from 2533 to 4714 keV are 2(1), <20, 2.1(9), 2.6(11), 2.7(8) and 1.5(8), respectively.
	2533.2	15/2 ⁻	113.3				
	2699.3	17/2 ⁻	166.1				
	3061.3	19/2 ⁻	362.0	528.1	40.8(+192-46)		
	3490.1	21/2 ⁻	428.8	791	25.0(+17-5)		
	4098.8	23/2 ⁻	608.7	1038	6.0(+23-4)		
	4714	(25/2 ⁻)	615	1223.5	3.6(+7-3)		

⁸³₃₆Kr₄₇

	E _{level} keV	I ^π	E _γ (M1) keV	E _γ (E2) keV	B(M1)/B(E2) (μ _N /eb) ²	References	Configurations and Comments:
1.	2510.0	13/2 ⁻				2011Ga44 1986Ke12 1984Ku23 2004Ma09	1. Tentatively assigned as π[g _{9/2} ⊗ (p _{3/2} f _{5/2}) ¹] ⊗ v(g _{9/2}) from the TAC calculations as given in 2004Ma09 and 2011Ga44. 2. (β ₂ , γ) = (0.14, 59°) from TAC calculations. 3. Regular band. 4. B(M1) values for the transitions from 200 to 651 keV are 2.38(+68-40), 1.12(7), 0.54(+14-9), 0.31(+8-6) and >0.065 (2011Ga44), respectively. 5. B(E2) values for the transitions from 761 to 1267 keV are ≈ 0.03, ≈ 0.012 and 0.017(6) (eb) ² , respectively. 6. The mean Lifetimes (in ps) for levels from 2510 to 2640 as given in 1984Ku23 are 3.0(+30-15), 6(3) and, respectively and that for levels from 2841 to 4868 keV are 2.5 (5), 1.6(1), 1.0(2), 0.60(13) and <1.0 (2011Ga44), respectively.
	2640.5	15/2 ⁻	130.5				
	2841.1	17/2 ⁻	200.6				
	3157.5	19/2 ⁻	316.3				
	3603.1	21/2 ⁻	445.6	761	≈ 13		
	4218.4	23/2 ⁻	615.3	1060.8	≈ 21		
	4869.9	25/2 ⁻	651.4	1267.1	5.3(7)		
	5641	(27/2 ⁻)	771	(1423)			

⁷⁹Rb₄₂

	E _{level} keV	I ^π	E _γ (M1) keV	E _γ (E2) keV	B(M1)/B(E2) (μ _N /eb) ²	References	Configurations and Comments:
1.	3309.4	(19/2 ⁻)				1993Ho15	1. Tentatively assigned as π(g _{9/2}) ⊗ v[(g _{9/2}) ⊗ (pf) ¹] by comparison with the isotone ⁷⁷ Br.
	3687.5	(21/2 ⁻)	378.1			1995Ta21	2. Regular band.
	4152.2	(23/2 ⁻)	464.7	842.8		1996Sm07	3. 601 keV M1 transition is from 1996Sm07.
	4686.4	(25/2 ⁻)	534.2				
	5287.4	(27/2 ⁻)	601				

⁸¹Rb₄₄

	E _{level} keV	I ^π	E _γ (M1) keV	E _γ (E2) keV	B(M1)/B(E2) (μ _N /eb) ²	References	Configurations and Comments:
1.	2636.0	(15/2 ⁻)				1994Do18	1. Tentatively assigned as π(g _{9/2}) ⊗ v[(g _{9/2}) ⊗ (pf) ¹]
	2697.2	17/2 ⁻	61.0			1995Ta21	2. Regular band.
	2997.7	19/2 ⁻	300.5				
	3427.5	21/2 ⁻	429.8				
	3993.1	23/2 ⁻	565.6	(996)			
	4529	(25/2 ⁻)	599				

⁸²Rb₄₅

	E _{level} keV	I ^π	E _γ (M1) keV	E _γ (E2) keV	B(M1)/B(E2) (μ _N /eb) ²	Reference	Configurations and Comments:
1.	2616.3	11 ⁻				2002Sc35	1. π[(g _{9/2}) ² ⊗ (p _{3/2} f _{5/2}) ¹] ⊗ v(g _{9/2}) from TAC calculations.
	3026.9	12 ⁻	410.6			1999Sc14	2. (β ₂ , γ) = (0.16, 20°) from TAC calculations.
	3499.9	13 ⁻	473.0	883.5	20(+15-8)	1999Do02	3. Regular band.
	4047.5	14 ⁻	547.7	1019.2	14(+12-6)	2000Sc17	4. B(M1) values for the transitions from 410.6 keV to 668.4 keV are 1.24(+37-24), 0.77(+20-13), 0.74(+22-14) and >0.11 μ _N ² , respectively.
	4715.8	15 ⁻	668.4	1215.8	~10	2010Yu03	5. B(E2) values for the transitions from 883.5 keV to 1215.8 keV are 0.038(+15-11), 0.051(+19-13) and >0.011 (eb) ² , respectively.
	5484.6	(16) ⁻	768.8	1436.2			6. The mean lifetimes (in ps) of states from 3027 to 4716 keV are 0.58(13), 0.59(11), 0.35(7) and <1, respectively.
							7. g-factors of the states from I=12 ⁻ to 15 ⁻ as given in 2010Yu03 are 1.12 (34), 1.03 (30), 0.87(30) and 0.82(30), respectively.

⁸³Rb₄₆

	E _{level} keV	I ^π	E _γ (M1) keV	E _γ (E2) keV	B(M1)/B(E2) (μ _N /eb) ²	References	Configurations and Comments:
1.	2067.4	11/2 ⁻				2009Sc22	1. π(g _{9/2}) ⊗ v[(g _{9/2}) ⊗ (pf) ¹] from TAC calculations as given in 2001Am08.
	2313.6	13/2 ⁻	246.6			2006Ga10	2. (β ₂ , γ) = (0.18, 10°) from TAC calculations.
	2413.8	15/2 ⁻	100.1			2000Sc17	3. Tentatively assigned as MR band (2006Ga10).
	2595.9	17/2 ⁻	181.9			1980Ga17	4. The mean lifetimes (in ps) for the levels from 2313 to 3363 keV are 0.99(30), 6.0(30) ns, 101(50), 9.9(+99-50) and 2.7(7), respectively.
	2958.1	19/2 ⁻	362.4			1995Ta21	5. B(M1) values for the transitions from 182 to 601 keV are 3.38(100), 0.89(+29-25) and 0.61(+46-21) μ _N ² , respectively.
	3363.2	21/2 ⁻	405.1			2001Am08	6. Regular band.
	4134.8	23/2 ⁻	771.9				
	5349.6	27/2 ⁻		1214.8			
	6557.0	(31/2 ⁻)		1207.3			
	8032.7	(35/2 ⁻)		1476.0			
	9633.7	(39/2 ⁻)		1601.0			

⁸⁴Rb₄₇

	E _{level} keV	I ^π	E _γ (M1) keV	E _γ (E2) keV	B(M1)/B(E2) (μ _N /eb) ²	Reference	Configurations and Comments:
1.	3394.8	11 ⁽⁻⁾				2002Sc35	1. $\pi[(g_{9/2})^2 \otimes (p_{3/2}/f_{5/2})^1] \otimes v(g_{9/2})$ from TAC calculations. 2. $(\beta_2, \gamma) = (0.14, -15^\circ)$ from TAC calculations. 3. Regular band. 4. B(M1) values for the transitions from 445.1 keV to 766.4 keV are 0.70(+14-10), 0.63(+8-7), 0.44(+11-8), 0.49(+21-12) and >0.13 μ _N ² , respectively. 5. B(E2) values for the transitions from 771.3 keV to 1489.3 keV are 0.036(+7-5), 0.067(+13-11), 0.058(+16-12), 0.048(+21-13) and >0.011 (eb) ² , respectively. 6. The mean lifetimes (in ps) of states from 4167 to 6861 keV are 0.82(12), 0.38(3), 0.25(4), 0.16(4) and <0.45, respectively.
	3721.5	12 ⁽⁻⁾	326.6			2010Sh12	
	4166.7	13 ⁽⁻⁾	445.1	771.3	20(+8-6)	1999Sc14	
	4714.7	14 ⁽⁻⁾	548.0	994.8	9.4(+32-24)	2000Sc17	
	5371.9	15 ⁽⁻⁾	656.9	1205.4	7.8(+41-29)		
	6094.8	(16 ⁻)	722.6	1380.7	10.2(+94-49)		
	6861.1	(17 ⁻)	766.4	1489.3	~12		
2.	3679.8	12 ⁽⁻⁾				2002Sc35	1. Configuration assigned as $\pi[(p_{3/2}, (g_{9/2})^2) \otimes v(g_{9/2})]$ 2. B(M1) values for the transitions from 450.3 keV to 911.0 keV are 0.78(+21-15), 1.45(+70-38), 0.96(+16-12), 1.64(+36-25) and >0.69 μ _N ² , respectively. 3. Mean Lifetimes (in ps) of states from 4129.9 to 6470.7 keV are 0.41(7), 0.63(9), 0.11(2) and <0.52, respectively. 4. Irregular band
	4129.9	13 ⁽⁻⁾	450.3			2010Sh12	
	4800.4	14 ⁽⁻⁾	670.6				
	5253.5	15 ⁽⁻⁾	453.1				
	5932.3	16 ⁽⁻⁾	678.8				
	6470.7	17 ⁽⁻⁾	538.4				
	7381.7	(18 ⁻)	911.0				

⁸⁵Rb₄₈

	E _{level} keV	I ^π	E _γ (M1) keV	E _γ (E2) keV	B(M1)/B(E2) (μ _N /eb) ²	References	Configurations and Comments:
1.	3198.2	17/2 ⁽⁻⁾				1995Sc04	1. Tentatively assigned as $\pi(g_{9/2}^{-1}) \otimes v(g_{9/2}^{-1}f_{5/2}^{-1})$. 2. Irregular band.
	3813.1	19/2 ⁽⁻⁾	614.9			1995Ta21	
	4356.1	21/2 ⁽⁻⁾	543.5				
	4940.0	(23/2 ⁻)	583.9				

⁸⁵Sr₄₇

	E _{level} keV	I ^π	E _γ (M1) keV	E _γ (E2) keV	B(M1)/B(E2) (μ _N /eb) ²	References	Configurations and Comments:
1.	3384.0	19/2 ⁺				2014Ku19	1. Configuration assigned as $\pi(g_{9/2})^2 \otimes v(1g_{9/2})^{-1}$ from TAC calculations. 2. $(\epsilon_2, \gamma) = (0.11, 60^\circ)$ from TAC calculations. 3. The B(M1) values for transition 454.2 keV to 658.5 keV as given in 2017Ku04 are 1.08(+25-30), 1.05(+22-16), 0.82(+18-23) and > 0.69 μ _N ² , respectively. 4. The mean lifetimes (in ps) of the levels from 3965.8 keV to 5749.7 keV as given in 2017Ku04 are 0.56(+14-16), 0.37(+8-6), 0.33(+7-9) and < 0.29, respectively. 5. Regular band with backbending at 15 h.
	3511.6	21/2 ⁺	127.7			2017Ku04	
	3965.8	23/2 ⁺	454.2				
	4491.5	25/2 ⁺	525.7				
	5091.2	27/2 ⁺	599.7				
	5749.7	29/2 ⁺	658.5				
	6360.8	(31/2 ⁺)	611.1				

⁸⁵Sr₄₇

	E _{level} keV	I ^π	E _γ (M1) keV	E _γ (E2) keV	B(M1)/B(E2) (μ _N /eb) ²	References	Configurations and Comments:
2.	4779.6 4969.0 5181.0 5422.9 6007.9 6466.7	(21/2 ⁺) 23/2 ⁽⁺⁾ 25/2 ⁺ 27/2 ⁺ 29/2 ⁺ 31/2 ⁽⁺⁾	189.2 212.0 241.9 585.0 458.8			2014Ku19 2017Ku04	<ol style="list-style-type: none"> 1. Configuration assigned as $\pi(g_{9/2})^2(f_{5/2})^2 \otimes v(1g_{9/2})^{-1}$ from TAC calculations. 2. $(\beta_2, \gamma) = (0.115, 60^\circ)$ from TAC calculations. 3. The B(M1) values for transitions 585.0 keV and 458.8 keV as given in 2017Ku04 are 2.17(+50-76) and $>1.34 \mu^2_N$, respectively. 4. The mean lifetimes (in ps) of the levels from 6007.9 keV and 6466.7 keV as given in 2017Ku04 are 0.11(+3-4), <0.44, respectively. 5. Regular band with backbending at 15 h.

⁸⁶Sr₄₈

1.	E _{level} keV	I ^π	E _γ (M1) keV	E _γ (E2) keV	B(M1)/B(E2) (μ _N /eb) ²	References	Configurations and Comments:
	6878.3 7336.0 7843.7 8337.3 8813.5 9430.2 10004.7 10872.9	12 ⁺ 13 ⁺ 14 ⁺ 15 ⁺ 16 ⁺ 17 ⁺ 18 ⁺ 19 ⁺	457.6 507.6 493.5 476.2 616.7 574.5 868.2			2016Ku17 2017Ku04 2015Zh18	<ol style="list-style-type: none"> 1. Configuration assigned as $\pi(g_{9/2})^2 \otimes v(g_{9/2})^{-2}$ before I=16h and $\pi[(g_{9/2})^2(f_{5/2})^1(p_{3/2}/p_{1/2})^1 \otimes v(g_{9/2})^{-2}]$ for higher spin region from TAC calculations (2017Ku04, 2016Ku17). 2. $(\beta_2, \gamma) = (0.095, 60^\circ)$ and $(0.010, 60^\circ)$ for 4qp and 6qp configuration, respectively from TAC calculations of 2017Ku04 and 2016Ku17. 3. The mean lifetimes (in ps) of the levels from 7336.0 keV to 10004.7 keV as given in 2017Ku04 are 0.248(+91-80), 0.204(+84-75), 0.241(+73-87), 0.921(+164-184), 0.203(+81-72) and <0.193, respectively. 4. The B(M1) values for the transition from 457.6 keV to 574.5 keV as given in 2017Ku04 are 2.39(+86-76), 2.18(+87-76), 1.98(+62-71), 0.57(+10-8), 1.22(+61-54) and >1.58, respectively. 5. The band is tentatively assigned as MR band (2017Ku04, 2016Ku17). 6. Irregular band.

⁸⁶Y₄₇

	E _{level} keV	I ^π	E _γ (M1) keV	E _γ (E2) keV	B(M1)/B(E2) (μ _N /eb) ²	References	Configurations and Comments:
1.	2758 3090 3454 4010 4710 5430 6087	11 ⁽⁻⁾ 12 ⁽⁻⁾ 13 ⁽⁻⁾ 14 ⁽⁻⁾ 15 ⁽⁻⁾ 16 ⁽⁻⁾ 17 ⁽⁻⁾	332.6 363.8 556.4 699.4 719.9 657.3	1419.3 1377.2	11.4(16) 21.3(74)	2009Ru03 2013Li33	<ol style="list-style-type: none"> 1. Configuration assigned as $\pi(g_{9/2})^2(p_{3/2}/f_{5/2})^{-1} \otimes v(g_{9/2})^{-1}$ before and $\pi(g_{9/2})^2(p_{3/2}/f_{5/2})^{-1} \otimes v(g_{9/2})^{-3}$ after alignment from TAC-RMF calculations (2013Li33). 2. The band is tentatively assigned as MR band (2009Ru03, 2013Li33). 3. The B(M1) $\approx 0.4 - 1.4 \mu^2_N$ using TAC-RMF calculations (2013Li33). 4. Irregular band with backbending at ≈ 16 h

⁸⁵Zr₄₅

	E _{level} keV	I ^π	E _γ (M1) keV	E _γ (E2) keV	B(M1)/B(E2) (μN/eb) ²	References	Configurations and Comments:
1.	2625.3	17/2 ⁻				2003Wa36 2007Yu03 2002Ta11 1995Ju04	1. Probable Configuration as $\pi(g_{9/2})^2_8 \otimes \nu(f_{7/2})$ using semi-classical model (2007Yu03). 2. g-factors of the states from I=17/2 ⁻ to 23/2 ⁻ are 1.3 (4), 1.1 (3), 0.85(25) and 0.43(27), respectively(2007Yu03). 3. Regular band
	2958.3	19/2 ⁻	333				
	3387.1	21/2 ⁻	429				
	3838.0	23/2 ⁻	451	879			
	4374.2	25/2 ⁻	536	987			
	5023.2	(27/2 ⁻)	649				

⁸⁷Zr₄₇

	E _{level} keV	I ^π	E _γ (M1) keV	E _γ (E2) keV	B(M1)/B(E2) (μN/eb) ²	References	Configurations and Comments:
1.	2896.5	21/2 ⁺				2018Ba34	1. Probable Configuration as $\pi[(p_{3/2} f_{5/2} p_{1/2})^2 (g_{9/2})^2] \otimes \nu[(g_{9/2})^{-1}]$ using semi-classical model. 2. The B(M1) values for the transitions 486.7, 562.8, 588.3 and 525.1 keV are 0.77(19), 0.80(+24-19), 0.53 (+21-14) and 0.29(4-3) μN ² , respectively. 3. The B(E2) values for the transition from 1049.2, 1151.0 and 1113.3 keV are 9.2(+27-22), 14.1 (+55-37) and 1.9(2) W.u., respectively. 4. The mean lifetime of levels from 3383.2 to 5059.3 keV are 0.62(+19-13), 0.35(+11-8), 0.25(+8-7) and 1.19(+15-13) ps, respectively. 5. Regular band
	3383.2	23/2 ⁺	486.7				
	3945.9	25/2 ⁺	562.8	1049.2	38(15)		
	4534.2	27/2 ⁺	588.3	1151.0	17(8)		
	5059.3	29/2 ⁺	525.1	1113.3	68(12)		

¹⁰⁵Rh₄₅

	E _{level} keV	I ^π	E _γ (M1) keV	E _γ (E2) keV	B(M1)/B(E2) (μN/eb) ²	Reference	Configurations and Comments:
1.	2019.3	13/2 ⁻				2004A103	1. Tentatively assigned as MR band. 2. Regular band with small backbending at the top of the band.
	2170.4	15/2 ⁻	151.1				
	2310.8	17/2 ⁻	140.4				
	2496.1	19/2 ⁻	185.3				
	2718.8	21/2 ⁻	222.7				
	2993.2	23/2 ⁻	274.4	496.8			
	3308.6	25/2 ⁻	315.4				
	3769.4	27/2 ⁻	460.8				
	4183.7	(29/2 ⁻)	414.3				
2.	2417.4	15/2 ⁻				2004A103	1. $\pi(g_{9/2}) \otimes \nu(h_{11/2} g_{7/2})$ from TAC calculations. 2. Triaxial deformation (β ₂ , γ) = (0.22, 30°) from TAC calculations. 3. Tentatively assigned as MR band. 4. B(M1)/B(E2) ≥ 6 (μN/eb) ² for the 21/2 state. 5. Regular band.
	2512.7	17/2 ⁻	95.3				
	2645.7	19/2 ⁻	133.0				
	2825.1	21/2 ⁻	179.4				
	3077.9	23/2 ⁻	252.8				
	3469.9	(25/2 ⁻)	392.0				
3.	2477.0	17/2 ⁻				2004A103	1. Bands 2 and 3 are possibly chiral partners. Thus, band 3 is assigned the same configuration and deformation parameters as those for band 2. 2. Tentatively assigned as MR band. 3. B(M1)/B(E2) ≥ 6 (μN/eb) ² for the 21/2 state. 4. Regular band.
	2668.9	19/2 ⁻	191.9				
	2914.1	21/2 ⁻	245.2				
	3266.9	23/2 ⁻	352.8				
	3667.5	(25/2 ⁻)	400.6				
	4092.3	(27/2 ⁻)	424.8				

¹⁰⁵Rh₄₅

	E _{level} keV	I ^π	E _γ (M1) keV	E _γ (E2) keV	B(M1)/B(E2) (μ _N /eb) ²	Reference	Configurations and Comments:
4.	2981.6	23/2 ⁺				2004A103	1. Tentatively assigned as MR band. 2. Regular band.
	3197.6	25/2 ⁺	216.0				
	3478.0	27/2 ⁺	280.4	496.5			
	3839.3	29/2 ⁺	361.3	642.0			
	4215.4	31/2 ⁺	376.1	736.9			
	4702.2	(33/2 ⁺)	486.8				

¹⁰³Ag₄₇

	E _{level} keV	I ^π	E _γ (M1) keV	E _γ (E2) keV	B(M1)/B(E2) (μ _N /eb) ²	Reference	Configurations and Comments:
1.	3104.0	19/2 ⁻				2008Ra06 2003Da07	1. Configuration assigned as πg _{9/2} ⊗ν[g _{7/2} ⊗h _{11/2}] from TAC calculations (2003Da07). 2. (β ₂ , γ) = (0.13, 28°) from TAC calculations (2003Da07). 3. The band has mixed character of MR and tilted rotational (2008Ra06). 4. B(M1) values for the transitions from 515.6 keV to 697.0 keV as given in 2008Ra06 are 1.02(+30-20), 0.986(+10-20) and 0.51(6)μ _N ² , respectively. 5. B(E2) values for the transitions from 515.6 keV to 697.0 keV as given in 2008Ra06 are 0.09(+2-3), 0.12(1) and 0.05(5) (eb) ² , respectively. 6. Mean Lifetimes (in ps) of states from 4941.6keV to 6167.7 keV as given in 2008Ra06 are 0.401(+110-60), 0.385(+4-6) and 0.330(+4-3), respectively. 7. The B(M1)/B(E2) ratios for levels of spin 29/2ħ to 33/2ħ are deduced using B(M1) and B(E2) values given in 2008Ra06 and for other levels, the B(M1)/B(E2) ratios are calculated from experimental data given in 2008Ra06. 8. Regular band with backbending at 25/2 ħ.
	3338.9	21/2 ⁻	234.9				
	3647.9	23/2 ⁻	309.0				
	4064.1	25/2 ⁻	416.2	725.2	16.9(18)		
	4426.0	27/2 ⁻	361.9	778.1	11.4(11)		
	4941.6	29/2 ⁻	515.6	877.5	11.3(41)		
	5470.7	(31/2 ⁻)	529.1	1044.7	8.2(7)		
	6167.7	(33/2 ⁻)	697.0	1226.1	10.2(15)		
2.	3221.4	(17/2 ⁻)				2008Ra06	1. Probable proton and neutron orbital involved in configuration are πg _{9/2} and ν(g _{7/2} /d _{5/2} , h _{11/2}). 2. (β ₂ , γ) ≈ (0.13, 15°) from TAC calculations. 3. The band has mixed character of MR and tilted rotational (2008Ra06). 4. B(M1) values for the transitions from 382.9 keV to 542.8 keV are 2.6(+6-2), 2.2(2) and 1.9(+3-2)μ _N ² , respectively. B(E2) value of 382.9 keV level is 0.09 (+4-1) (eb) ² 5. Mean Lifetimes (in ps) of states from 5157.0keV to 6133.8 keV are 0.39(+3-7), 0.32(+2-3) and 0.19(+1-3), respectively. 7. Irregular band.
	3402.2	(19/2 ⁻)	180.8				
	3691.0	(21/2 ⁻)	289.4				
	3973.9	(23/2 ⁻)	282.3				
	4340.8	(25/2 ⁻)	368.8				
	4774.9	(27/2 ⁻)	432.2	801.0	9.1(6)		
	5157.0	(29/2 ⁻)	382.9	815.1	28.9(87)		
	5591.0	(31/2 ⁻)	433.2				
	6133.8	(33/2 ⁻)	542.8				

¹⁰³Ag₄₇⁵⁶

	E _{level} keV	I ^π	E _γ (M1) keV	E _γ (E2) keV	B(M1)/B(E2) (μ _N /eb) ²	Reference	Configurations and Comments:
3.	3439	21/2 ⁻				2003Da07	1. Configuration assigned as πg _{9/2} ⊗ vd _{5/2} ⊗ vh _{11/2} from TAC calculations (2003Da07). 2. (β ₂ , γ) ≈ (0.13, 28°) from TAC calculations. 3. Small signature splitting. 4. B(M1)/B(E2) values are from 2003Da07. 5. The mean lifetimes (in ps) of the levels from 27/2 to 35/2 h as given in 2006De15 are 0.45(+2 -3), 0.37(2), 0.36(2), 0.29 (1) and 0.27(+1-2), respectively. The uncertainties of ~10-15% from stopping powers are not included. 6. The B(M1) values for the transitions from 437 to 585 keV as given in 2006De15 are 1.40(+8-6), 1.72(+9-8), 0.92(4), 1.17(5) and 0.73(+4-2) μ _N ² , respectively. 7. The B(E2) values for the transitions from 774 to 1088 keV as given in 2006De15 are 0.052(+3-2) 0.070(+4-3), 0.037(2), 0.057(3) and 0.060(+3-1) (eb) ² , respectively.
	3599	23/2 ⁻	160			2006De15	
	3936	25/2 ⁻	337				
	4373	27/2 ⁻	437	774	31.2(62)		
	4793	29/2 ⁻	419	857	24.2(33)		
	5323	31/2 ⁻	530	949	21.6(41)		
	5825	33/2 ⁻	503	1033	24.3(41)		
	6411	35/2 ⁻	585	1088	9.6(25)		
	(6941)	(37/2 ⁻)	(531)	(1116)			
4.	5336.5	(27/2 ⁻)				2008Ra06	
	5764.3	(29/2 ⁻)	427.8				
	6166.7	(31/2 ⁻)	402.4	830.2	78(11)		
	6654.0	(33/2 ⁻)	487.5				
	7157.8	(35/2 ⁻)	503.6				
	7670.4	(37/2 ⁻)	512.6				
	8240.3	(39/2 ⁻)	569.9				

¹⁰⁴Ag₄₇⁵⁷

	E _{level} keV	I ^π	E _γ (M1) keV	E _γ (E2) keV	B(M1)/B(E2) (μ _N /eb) ²	Reference	Configurations and Comments:
1.	1077.1	8 ⁻				2013Wa20	1. π(g _{9/2}) ⁻¹ ⊗ v(h _{11/2}) from TAC calculations. 2. (β ₂ , γ) = (0.17, 29°) from TAC calculations. 3. This band is also interpreted as chiral doublet partner of band 2 (2013Wa20). 4. The mean lifetimes (in ps) for the levels from 3301 to 3808 keV are 0.395(1) and 0.349(4) (2017Da13), for level 4328 keV the lifetime is 0.35(6) (2004Da14). The uncertainties of ~10% from stopping powers are not included in level lifetime (2004Da14) 5. The B(M1) values for the transitions from 481 to 520 keV are 1.25(30), 0.97(21) and 0.86(20) μ _N ² , respectively. 6. The B(E2) values for the transitions from 926 to 1028 keV are 0.104(25), 0.079(17) and 0.053(13) (eb) ² , respectively. 7. Irregular band.
	1252.4	9 ⁻	175.4			2004Da14	
	1598.7	10 ⁻	346.3	521.6	129.7(28)	2017Da13	
	1931.4	11 ⁻	332.7	679.0	150.9(26)		
	2375.3	12 ⁻	443.9	776.7	90.0(18)		
	2819.7	13 ⁻	444.6	888.2	58.9(12)		
	3301.0	14 ⁻	481.4	925.6	70.7(13)		
	3808.6	15 ⁻	507.8	988.7	86.6(13)		
	4328.2	16 ⁻	519.8	1027.0	104.2(8)		
	4900.3	17 ⁻	572.3	1091.6	86.5(18)		
	5528.1	18 ⁻	628.0	1199.7	61.2(14)		
	6133.0	(19 ⁻)	604.9	(1232.3)	56.7(18)		

¹⁰⁴₄₇Ag₅₇

	E _{level} keV	I ^π	E _γ (M1) keV	E _γ (E2) keV	B(M1)/B(E2) (μN/eb) ²	Reference	Configurations and Comments:
2.	2211.7	(10 ⁻)				2013Wa20 2004Da14	1. Tentatively assigned as π(g _{9/2}) ⁻¹ ⊗ ν[(g _{7/2} d _{5/2}) ² h _{11/2}] from the arguments based on aligned angular momentum and parity. 2. (β ₂ , γ) = (0.09, 31°) from TAC calculations. 3. This band is also interpreted as chiral doublet partner of band 1 (2013Wa20). 4. Irregular band.
	2711.4	(11 ⁻)	499.4				
	3040.1	12 ⁻	328.7	828.1	3.6(13)		
	3350.4	13 ⁻	310.1	639.0			
	3647.5	14 ⁻	297.0				
	4096.9	15 ⁻	449.5	976.9			
	4624.7	16 ⁻	527.8				
3.	4423.8	14 ⁺				2013Wa20 2004Da14	1. π(g _{9/2}) ⁻¹ ⊗ ν[(g _{7/2} /d _{5/2}) h _{11/2} ²] from TAC calculations. 2. (β ₂ , γ) = (0.18, 25°) from TAC calculations. 3. Regular band. 4. The mean lifetimes (in ps) for the levels from 5571 to 6595 keV are 0.39(7), 0.30(6) and 0.28(4), respectively. 5. The B(M1) values for the transitions from 406 to 544 keV are 2.18(43), 1.71(38) and 1.26(21) μN ² , respectively.
	4785.2	15 ⁺	361.4				
	5165.9	16 ⁺	380.9				
	5571.9	17 ⁺	406.0				
	6052.2	18 ⁺	480.2				
	6595.9	19 ⁺	543.7				
	7160.3	20 ⁺	564.4				

¹⁰⁵₄₇Ag₅₈

	E _{level} keV	I ^π	E _γ (M1) keV	E _γ (E2) keV	B(M1)/B(E2) (μN/eb) ²	References	Configurations and Comments:
1.	2595.7	17/2 ⁻				1994Je12 1995Je05 2006De15 2007Ti07	1. Configuration assigned as πg _{9/2} ⊗ ν[(h _{11/2}) (g _{7/2} /d _{5/2}) ¹] from TAC calculations (2006De15). 2. Assigned as MR structure (2006De15). 3. (ε ₂ , γ) = (0.19, 24°) (2006De15). 4. The mean lifetimes (in ps) of the levels from 3510.5 keV to 5445.0 keV are 0.51(3), 0.49 (4), 0.38 (1) and 0.28 (2), respectively (2006De15). 0.46 (4). The uncertainties of ~10-15% from stopping powers are not included. 5. The B(M1) values for the transitions 334.5 keV, to 513.3 keV are 2.70(+16-14), 1.32(10), 1.13(10), 0.68(2) and 1.26(9) μ ² N, respectively (2006De15). 6. The B(E2) values for the transitions 574.8 keV to 1083.8 keV are 0.242(+14-12), 0.123(10), 0.101(+9-8), 0.034(1) and 0.031(2) (eb) ² , respectively (2006De15). 7. The B(M1)/B(E2) ratios for levels of spin 25/2 ⁻ to 33/2 ⁻ are deduced using B(M1) and B(E2) values given in 2006DE15 and for other levels, the B(M1)/B(E2) ratios are calculated from experimental data given in 1994Je12. 8. Irregular band with signature splitting.
	2751.2	19/2 ⁻	155.4				
	2935.7	21/2 ⁻	184.5	340.0	3.9(8)		
	3176.0	23/2 ⁻	240.3	424.8	4.5(10)		
	3510.5	25/2 ⁻	334.5	574.8	11.2(9)		
	3927.8	27/2 ⁻	417.3	751.5	10.7(12)		
	4361.7	29/2 ⁻	433.9	851.2	11.2(14)		
	4931.7	31/2 ⁻	570.0	1003.9	20.0(8)		
	5445.0	33/2 ⁻	513.3	1083.8	40.6(39)		
	6113.0	35/2 ⁻	668.0	1181.4	5.6(19)		
	6715.0	37/2 ⁻	602.0	1270.0	13.4(70)		
	7438.0	(39/2 ⁻)	723.0				

	E _{level} keV	I ^π	E _γ (M1) keV	E _γ (E2) keV	B(M1)/B(E2) (μN/eb) ²	References	Configurations and Comments:
1.	3259	12 ⁺				2017Da10	<p>1. Configuration assignment as $\pi(g_{9/2})^{-1} \otimes \nu[(h_{11/2})^2 (g_{7/2}/d_{5/2})]$ from SPAC calculations (2017Da10) and as $\pi g_{9/2} \otimes \nu[(h_{11/2})^2 (g_{7/2}/d_{5/2})]$ (2006De15)</p> <p>2. Tentatively assigned as MR band.</p> <p>3. $(\beta_2, \gamma) = (0.18, 6^\circ)$ (2006De15)</p> <p>4. The mean lifetimes (in ps) of the levels from 4792.7 keV to 9038.7 keV as given in 2017Da10 are 0.33(4), 0.21(2), 0.18(2), 0.15(3), 0.22(3), 0.14(3), 0.12(2) and 0.11, respectively</p> <p>5. The B(M1) values for the transition from 405 keV to 742 keV as given in 2017Da10 are 2.03(30), 1.97(23), 1.74(28), 0.97(23), 0.64(12), 0.72(18), 0.70(17) and 0.50 μ²_N, respectively</p> <p>6. The B(E2) values for the transition from 752 keV to 1424 keV as given in 2017Da10 are 0.21(3), 0.19(2), 0.16(3), 0.15(4), 0.08(2), 0.07(2), 0.08(2) and 0.07 (eb)², respectively</p> <p>7. The B(M1)/B(E2) ratios for spin range 17 h to 24 h are deduced using B(M1) and B(E2) values given in 2017Da10 and for 14 h and 16 h, are calculated from experimental data given in 2010He05.</p> <p>8. Irregular band with signature splitting.</p>
	3490	13 ⁺	230			2010He05	
	3748	14 ⁺	258	489	1.01(2)	2006De15	
	4043	15 ⁺	295	553		2006He31	
	4390	16 ⁺	347	642	4.2(3)	1994Je11	
	4795	17 ⁺	405	752	9.7(20)		
	5261	18 ⁺	466	871	10.4(16)		
	5764	19 ⁺	503	969	10.9(27)		
	6352	20 ⁺	588	1091	6.5(23)		
	6938	21 ⁺	585	1174	8.0(25)		
	7618	22 ⁺	680	1266	10.3(39)		
	8300	23 ⁺	682	1362	8.8(30)		
	9042	24 ⁺	742	1424	7.1		
	9838	25 ⁺	796	1538			
2.	3203.2	10 ⁻				2016Da03	
	3423.2	11 ⁻					
	3674.9	12 ⁻	252				
	3941.0	13 ⁻	266	518			
	4263.0	14 ⁻	322	588	10.6(14)		
	4636.0	15 ⁻	373	695	9.1(12)		
	5051.0	16 ⁻	415	788	8.6(18)		
	5560.0	17 ⁻	509	924	7.5(21)		
	6065.0	18 ⁻	505	1014	10.3(39)		
	6690.0	19 ⁻	625	1130	6.3(32)		
	7276.0	20 ⁻	586	1211	9.2		
	7944.0	21 ⁻	668	1254			

¹⁰⁷Ag₆₀

	E _{level} keV	I ^π	E _γ (M1) keV	E _γ (E2) keV	B(M1)/B(E2) (μ _N /eb) ²	References	Configurations and Comments:
1.	2297.9	15/2 ⁻				2014Ya02	1. Configuration assigned as $\pi(1g_{9/2})^7 \otimes \nu[(2d_{5/2}, 1g_{7/2})^9 (1h_{11/2})^1]$ from CNS calculations. 2. $(\epsilon_2, \gamma) \approx (0.15, -10^\circ)$ before bending from CNS calculations 3. The mean lifetimes (in ps) of the levels from 3054.2 keV to 4395.5 keV are 1.36(39), 0.83 (17), 0.50(9) and <0.83, respectively. 4. The B(M1) values for the transition from 307.9 keV to 470.0 keV are 1.25(36), 0.82(18), 0.85(17) and >0.39 μ ² _N , respectively 5. The B(E2) values for the transition from 512.3 keV to 931.3 keV are 0.18(6), 0.09(2), 0.08(2) and >0.06 (eb) ² , respectively. 6. Regular band with backbending at 31/2 ħ. 7. The B(M1)/B(E2) ratios for spin range 23/2ħ to 29/2ħ are deduced by compilers.
	2411.3	17/2 ⁻	113.6				
	2542.0	19/2 ⁻	130.7				
	2746.4	21/2 ⁻	204.4				
	3054.3	23/2 ⁻	307.9	512.3	6.9(30)		
	3464.3	25/2 ⁻	410.0	717.9	9.1(28)		
	3925.6	27/2 ⁻	461.3	871.3	10.6(34)		
	4395.6	29/2 ⁻	470.0	931.3	>6.5		
	5004.4	31/2 ⁻	608.8	1078.8			
	5562.9	33/2 ⁻	558.5	1167.3			
2.	3460.4	23/2 ⁺				2014Ya02	1. Configuration assigned as $\pi(1g_{9/2})^7 \otimes \nu[(2d_{5/2}, 1g_{7/2})^8 (1h_{11/2})^2]$ from CNS calculations. 2. The mean lifetimes (in ps) of the levels from 3682.2 keV to 5746.0 keV are 0.88(38), 0.75 (15), 0.50(8), 0.39(5), 0.17 (3) and <0.21, respectively 3. The B(M1) values for the transition from 221.9 keV to 501.0 keV are 5.2(23), 2.7(6), 1.8(3), 1.9(3), 1.9(4) and >1.25 μ ² _N , respectively. 4. The B(E2) values for the transition from 516.5 keV to 995.1 keV are 0.15(7), 0.23(5), 0.15(3), 0.14(3), 0.23(6) and >0.16, (eb) ² , respectively 5. Regular band
	3682.3	25/2 ⁺	221.9		34(22)		
	3976.9	27/2 ⁺	294.6	516.5	11.7(36)		
	4355.6	29/2 ⁺	378.7	673.3	12.0(31)		
	4752.0	31/2 ⁺	396.4	775.1	13.6(36)		
	5246.1	33/2 ⁺	494.1	890.5	8.3(28)		
	5747.1	35/2 ⁺	501.0	995.1	>7.8		
	6318.4	37/2 ⁺	571.3	1072.3			

¹⁰⁹Ag₆₂

	E _{level} keV	I ^π	E _γ (M1) keV	E _γ (E2) keV	B(M1)/B(E2) (μ _N /eb) ²	References	Configurations and Comments:
1.	2207.1	15/2 ⁻				2020Ma41	1. Configuration assigned as $\pi(g_{9/2})^{-1} \otimes \nu h_{11/2} (g_{7/2}/d_{5/2})^{-1}$, from TAC-RMF calculations. 2. The calculated B(E2) and B(M1) are of the order of ≈0.06 (eb) ² and ≈ (1.4-1.7) μ ² _N , respectively. 3. Tentatively assigned as MR band 4. The band is also interpreted as stapler band (2020Ma47) 5. Regular band with small backbending at 23/2ħ.
	2420.6	17/2 ⁻	213.5				
	2661.1	19/2 ⁻	240.5	454.2			
	2941.1	(21/2 ⁻)	280.0	520.5			
	3204.6	(23/2 ⁻)	263.5	543.5			
	3559.2	(25/2 ⁻)	354.6	618.0			
	4015.7	(27/2 ⁻)	456.5	811.3			
	4475.2	(29/2 ⁻)	459.5	916.0			
	4951.2	(31/2 ⁻)	476.0	935.8			
2.	2568.5	19/2 ⁺					
	2842.0	21/2 ⁺	273.5				
	3091.1	23/2 ⁺	249.1	522.5	24.7(+50-45)		
	3277.6	25/2 ⁺	186.5	436.5	19.3(+62-56)		
	3576.4	27/2 ⁺	298.8	485.2	19.0(+62-56)		
	3969.9	29/2 ⁺	393.5	692.4	16.6(+71-65)		
	4376.9	31/2 ⁺	407.0	800.3			
	4887.4	33/2 ⁺	510.5	917.5			
	5416.4	(35/2 ⁺)	529.0	1039.5			
	6000.6	(37/2 ⁺)	584.2	1113.0			
	6556.1	(39/2 ⁺)	555.5	1139.7			
	7182.1	(41/2 ⁺)	626.0	(1181.0)			

¹¹⁰₄₇Ag₆₃

	E _{level} keV	I ^π	E _γ (M1) keV	E _γ (E2) keV	B(M1)/B(E2) (μN/eb) ²	References	Configurations and Comments:
1.	2638.4	12 ⁺				2018Da15	1. Configuration assigned as $\pi(1g_{9/2})^{-1} \otimes \nu[(d_{5/2}/g_{7/2})^1 (h_{11/2})^2]$ from SPAC calculations. 2. The mean lifetimes (in ps) of the levels from 3263.0 keV to 4548.4 keV are 2.30(40), 1.23(25), 0.89(14), and <0.62 (effective lifetime, not corrected from side feeding), respectively. 3. The B(M1) values for the transition from 246 keV to 516 keV are 1.44(29), 1.23(30), 0.59(23) and >0.42 μ ² _N , respectively. 4. The B(E2) values for the transition from 440 keV to 966 keV are 0.23(6), 0.14(5), 0.051(22), and >0.057, (eb) ² , respectively 5. Regular band 6. The B(M1)/B(E2) ratios for spin range 15 to 18 are deduced from given B(M1) and B(E2) values.
	2823.4	13 ⁺	185			2021Ma15	
	3017.6	14 ⁺	194				
	3263.0	15 ⁺	246	440	6.3(20)		
	3582.4	16 ⁺	320	564	8.8(40)		
	4032.8	17 ⁺	450	770	11.6(67)		
	4548.4	18 ⁺	516	966	>7.4		
	5082.1	19 ⁺	534	1049			

¹⁰²₄₈Cd₅₄

	E _{level} keV	I ^π	E _γ (M1) keV	E _γ (E2) keV	B(M1)/B(E2) (μN/eb) ²	Reference	Configurations and Comments:
1.	3908.5	10 ⁺				1997Pe25	1. Tentatively assigned as $\pi(g_{9/2}^{-2}) \otimes \nu(g_{7/2}^1 d_{5/2}^3)$ from the shell model calculations. 2. The assignment of 368.5 keV transition to the band is from 2000JeZX. 3. The B(M1) values for the transitions from 367 keV to 617 keV as given in 2001Li24 are 0.18(3), 0.87(8), 0.16(4) and >0.06 W.u., respectively. 4. The mean lifetimes (in ps) of levels from 4277 to 5926 keV as given in 2001Li24 are 1.5(2), 2.5(2), 0.4(1) and 2.2(2), respectively. 5. Irregular band.
	4277.0	11 ⁽⁺⁾	368.5			2001Li24	
	4518.2	12 ⁽⁺⁾	241.1			2000JeZX	
	5308.7	13 ⁽⁺⁾	790.5				
	5926.1	14 ⁽⁺⁾	617.4				
	6773.1	15 ⁽⁺⁾	847.1				
	7331.9	16 ⁽⁺⁾	558.81	1405.4			
	8367.3	17 ⁽⁺⁾	1035.4				

¹⁰⁴₄₈Cd₅₆

	E _{level} keV	I ^π	E _γ (M1) keV	E _γ (E2) keV	B(M1)/B(E2) (μN/eb) ²	Reference	Configurations and Comments:
1.	4102.4	10 ⁺				2000JeZX	1. Probable configuration might arise due to the coupling of two g _{9/2} protons holes with d _{5/2} , g _{7/2} neutrons. 2. Tentatively assigned as MR band. 3. Band exhibits large signature splitting.
	4738.0	11 ⁺	635.4				
	5077.8	12 ⁺	341.2	974.5			
	5794.7	13 ⁺	716.9	1056.6			
	6242.7	14 ⁺	448.0	(1165)			
	7150.4	(15 ⁺)	907.7	(1356)			

¹⁰⁷₄₈Cd₅₉

	E _{level} keV	I ^π	E _γ (M1) keV	E _γ (E2) keV	B(M1)/B(E2) (μ _N /eb) ²	References	Configurations and Comments:
1.	5031.0	29/2 ⁻				2015Ch05	1. Configuration assigned as $\pi(g_{9/2})^{-2} \otimes \nu(h_{11/2}) (g_{7/2})^2$ before and $\pi(g_{9/2})^{-2} \otimes \nu(h_{11/2})^3$ after band crossing from TAC calculations. 2. $(\beta_2, \gamma) = (-0.118, 48^\circ)$ and $(0.14, 0^\circ)$ before and after band crossing from TAC calculations 3. The mean lifetimes (in ps) of the levels from 5502.2 keV to 7790.7 keV are 0.671(91), 0.378(44), 0.231(27), 0.194(29) and 0.135(20), respectively. 4. The B(M1) values for the transition from 285.7 keV to 724.3 keV are 3.624(491), 2.638(307), 2.084(244), 0.898(134) and 1.112(164) μ _N ² , respectively. 5. Regular band with backbending at 41/2 h.
	5216.5	31/2 ⁻	185.5				
	5502.2	33/2 ⁻	285.7				
	5886.8	35/2 ⁻	384.6				
	6377.6	37/2 ⁻	490.8				
	7066.4	39/2 ⁻	688.8				
	7790.7	41/2 ⁻	724.3				
	8493.1	43/2 ⁻	702.4				
	9191.6	45/2 ⁻⁽⁻⁾	698.5				
	9924.0	47/2 ⁻⁽⁻⁾	732.4				
	10698.3	49/2 ⁻⁽⁻⁾	774.3				

¹⁰⁸₄₈Cd₆₀

	E _{level} keV	I ^π	E _γ (M1) keV	E _γ (E2) keV	B(M1)/B(E2) (μ _N /eb) ²	References	Configurations and Comments:	
1.	(5591.4)	(11 ⁻)				2000Ke01	1. $\pi(g_{9/2}^{-3} g_{7/2}) \otimes \nu[h_{11/2} (g_{7/2} d_{5/2})^1]$ before and $\pi(g_{9/2}^{-3} g_{7/2}) \otimes \nu(h_{11/2}^3 (g_{7/2} d_{5/2})^1)$ after the band crossing from TAC calculations. 2. Small prolate deformation $(\beta_2, \gamma) \sim (0.14, -125^\circ)$ from TAC calculations. 3. Lower limits on B(M1)/B(E2) are from 1993Th05 from the unobserved $\Delta I = 2$ (E2) transitions. 5. The mean lifetimes (in ps) of the levels from 6079.4 keV to 9882.4 keV as given in 2010Ro15 are 0.95(4), 0.39(4), 0.25(7), 0.47(6), 0.65(6), 0.30(6), 0.23(7) and 0.80(7), respectively. The uncertainties of 10% from stopping power are not included. 6. B(M1) values of the transition from 316.0 keV to 705.6 keV as given in 2010Ro15 are 1.86(10), 1.00(12), 0.72(15), 0.64(12), 1.81(25), 1.42(25), 1.01(20) μ _N ² , respectively. 7. Regular band with backbending at 17 h.	
	5642.4	12 ⁻	(51)			2010Ro15		
	5763.4	13 ⁻	121.0			1993Th05		
	6079.4	14 ⁻	316.0		>25	1994Th01		
	6601.1	15 ⁻	521.7		>118			
	7277.8	16 ⁻	676.7		>164			
	7743.3	17 ⁻	465.5		>218			
	8105.0	18 ⁻	361.7		>91			
	8587.3	19 ⁻	482.3	845.0	21(+49-8)			
	9176.8	20 ⁻	589.5	1073.9	18(+27-5)			
	9882.4	21 ⁻	705.6	1293.6	20(+16-5)			
	10680.3	(22 ⁻)	797.9	1502.2				
2.	7216.1	(15 ⁻)				2000Ke01		1. Tentatively assigned as $\pi(g_{9/2}^{-3} g_{7/2}) \otimes \nu[h_{11/2} (g_{7/2} d_{5/2})^3]$. 2. Regular band with backbending at 19 ⁻ .
	7530.1	16 ⁻	(314.0)					
	7863.1	17 ⁻	333.0					
	8318.5	18 ⁻	455.4					
	8641.9	19 ⁻	323.4					
	9000.7	(20 ⁻)		682.0				
	9421.5	(21 ⁻)		780.4				
	9898.1	(22 ⁻)		897.8				
	10413.7	(23 ⁻)		993.6				
	10977.3	(24 ⁻)		1079.0				

¹⁰⁹₄₈Cd₆₁

	E _{level} keV	I ^π	E _γ (M1) keV	E _γ (E2) keV	B(M1)/B(E2) (μ _N /eb) ²	Reference	Configurations and Comments:
1.	3353.8	21/2 ⁻				1994Ju05	<ol style="list-style-type: none"> 1. $\pi(g_{9/2})^{-2} \otimes v(h_{11/2})$ and $\pi(g_{9/2})^{-2} \otimes v[h_{11/2}(g_{7/2}d_{5/2})^2]$ before and after the backbending respectively from the TAC calculations (2000Ch04). 2. $(\beta_2, \gamma) \sim (0.106, 0^\circ)$ before and $(0.085, 12^\circ)$ after the backbending from 2000Ch04. 3. B(M1)/B(E2) values range from ~ 40 (μ_N/eb)² to ~ 150 (μ_N/eb)². 4. B(M1) values for the transitions from 290 to 759 keV as given in 2000Ch04 are 1.80(15), 2.56(11), 0.83(7) and 0.39(3) μ_N² respectively. 5. The mean lifetimes (in ps) of levels from 5731 to 7555 keV as given in 2000Ch04 are 1.40(4), 0.272(5), 0.241(9) and 0.329(14), respectively. 6. Regular band with a backbending at 31/2.
	3548.8	23/2 ⁻	195.0			2000Ch04	
	4030.5	25/2 ⁻	481.7				
	4630.5	27/2 ⁻	600.0				
	5279.5	29/2 ⁻	649.0	1249.0			
	5441.1	31/2 ⁻	161.6				
	5731.0	33/2 ⁻	289.9				
	6164.3	35/2 ⁻	433.3				
	6795.8	37/2 ⁻	631.5				
	7554.8	(39/2 ⁻)	759				
2.	5811	29/2 ⁺				2000Ch04	<ol style="list-style-type: none"> 1. $\pi(g_{9/2})^{-2} \otimes v[h_{11/2}^2(d_{5/2}g_{7/2})^1]$ from TAC calculations. 2. $(\beta_2, \gamma) \sim (0.116, 10^\circ)$. 3. B(M1)/B(E2) values ≥ 20 (μ_N/eb)² for the two levels at 33/2 and 35/2 as given in 1994Ju05. 4. B(M1) values for the transitions from 301 to 577 keV are 4.45(29), 4.19(14), 2.76(4), 3.15(+32-24) and 3.69(31) μ_N² respectively. 5. The mean lifetimes (in ps) of levels from 6303 to 8261 keV are 0.367(15), 0.253(5), 0.210(5), 0.115(4) and 0.084(4), respectively.
	6002	31/2 ⁺	191			1994Ju05	
	6303	33/2 ⁺	300.9				
	6681	35/2 ⁺	378.7				
	7144	37/2 ⁺	462.6				
	7684	39/2 ⁺	540.1				
	8261	41/2 ⁺	577.3				
	8868	43/2 ⁺	606				
	9500	(45/2 ⁺)	632				
	10163	(47/2 ⁺)	663				
	10895	(49/2 ⁺)	732				

¹¹⁰₄₈Cd₆₂

	E _{level} keV	I ^π	E _γ (M1) keV	E _γ (E2) keV	B(M1)/B(E2) (μ _N /eb) ²	References	Configurations and Comments:
1.	8015.8	17				1994Ju04	<ol style="list-style-type: none"> 1. Configuration assigned as $\pi(g_{9/2}^{-2}) \otimes v(h_{11/2}^2 g_{7/2}^{-2} d_{5/2}^{-2})$ for lower and $\pi(g_{9/2}^{-2}) \otimes v(h_{11/2}^2 g_{7/2}^{-1} d_{5/2}^{-3})$ for higher spin from TAC-RMF calculations (2015Pe06). 2. Assigned as MR band by 1999Cl03. 3. Prolate deformation. 4. Lower limits on B(M1)/B(E2) values are from the unobserved $\Delta I = 2$ (E2) transitions. 5. Regular band. 6. The mean lifetimes (in ps) of levels with spins from 20 to 23, as given in 1999Cl03 are 0.184(+18-22), 0.101(+15-18), 0.094(+14-18) and 0.092(+17-23), respectively. 7. B(M1) values for transitions from 372.3 to 673.8 keV, as given in 1999Cl03 are 5.40(+65-53), 5.13(+90-75), 3.06(+57-45) and 1.83(+46-34) μ_N², respectively.
	8277.0	18	261.2			1999Cl03	
	8594.6	19	317.6			2001Cl02	
	8966.9	20	372.3				
	9429.4	21	462.5		>48		
	9990.4	22	561		>63		
	10664.2	23	673.8		>60		
	11450.2	24	786				

¹⁰⁷₄₉In₅₈

	E _{level} keV	I ^π	E _γ (M1) keV	E _γ (E2) keV	B(M1)/B(E2) (μ _N /eb) ²	References	Configurations and Comments:
1.	3282.8	19/2 ⁻				2010Ne05	1. Configuration assigned as $\pi(g_{9/2})^{-1} \otimes \nu(h_{11/2}(d_{5/2}/g_{7/2}))$ before the alignment and $\pi(g_{9/2})^{-1} \otimes \nu(h_{11/2}(d_{5/2}/g_{7/2})^3)$ after the alignment. 2. (ϵ_2, γ) = (0.12, 15°) and (0.13, 10°) before and after alignment, respectively from TAC calculations 3. The mean lifetimes (in ps) of the levels from 3645.4 keV to 6769.8 keV as given in 2010Ne05 are 1.56 (+17- 16), 0.64(+1- 2), 0.72(+2-3), 0.65 (2), 0.76 (+4-3) 0.53 (2) and 0.43 (3), respectively. 4. The B(M1) values for the transition from 203.9 keV to 700.5 keV are 3.24(+37-33), 1.44(7), 0.33(+2-1), 0.51(+3-4), 1.02(+9-6), 0.84(3) and 0.38(+3-2)μ ² _N , respectively 5. The B(E2) values for the transition from 1004.8 keV to 915.0 keV are 0.0043(+9-7), 0.0058(+10-7) and 0.0069(+28-16) (eb) ² , respectively. 6. Regular band with backbending at 29/2 ħ.
	3441.5	21/2 ⁻	158.7			2010Si14	
	3645.4	23/2 ⁻	203.9			2010Id01	
	4038.6	25/2 ⁻	393.2			1998Ta26	
	4650.2	27/2 ⁻	611.6	1004.8	76.7(+133 -180)		
	5182.4	29/2 ⁻	532.2	1143.8	87.9(+118-153)		
	5565.2	31/2 ⁻	382.8	915.0	147.8(+367-606)		
	6069.3	33/2 ⁻	504.1				
	6769.8	35/2 ⁻	700.5				
	7610.8	(37/2 ⁻)	841.0				
	8199.3	(39/2 ⁻)	588.5				

¹⁰⁸₄₉In₅₉

	E _{level} keV	I ^π	E _γ (M1) keV	E _γ (E2) keV	B(M1)/B(E2) (μ _N /eb) ²	Reference	Configurations and Comments:
1.	1119.4	8 ⁻				2001Ch71	1. $\pi(g_{9/2}^{-1}) \otimes \nu(h_{11/2})$ by comparison with a similar band in ¹⁰⁹ Cd. 2. Small prolate deformation ($\beta_2, \gamma = 0.116, 10^\circ$) from TAC calculations. 3. Regular band with small backbending at 12 ⁻ .
	1332.5	9 ⁻	213.1			1998Ch35	
	1861.1	10 ⁻	528.6				
	2465.4	11 ⁻	604.3	1133.8			
	3006.9	12 ⁻	541.5	1146.7			
	3642.4	13 ⁻	635.5				
2.	2515.4	10 ⁻				2001Ch71	1. $\pi(g_{9/2}^{-1}) \otimes \nu[(g_{7/2}/d_{5/2})^2 h_{11/2}]$ by comparison with a similar band in ¹⁰⁹ Cd . 2. Small prolate deformation ($\beta_2, \gamma = 0.095, 15^\circ$) from TAC calculations. 3. B(M1) values for the transitions from 335.4 to 660.9 keV are 0.91(3), 0.60(+13-8) and 0.40(+5-2) μ _N ² , respectively. 4. The mean lifetimes (in ps) of levels from 3382 to 4571 keV are 1.63(6), 0.60(10) and 0.45(+2-5), respectively. 5. Regular band with small backbending at 17 ⁻
	2662.4	11 ⁻	147.0			1998Ch35	
	2815.9	12 ⁻	153.5				
	3046.7	13 ⁻	230.8				
	3382.1	14 ⁻	335.4				
	3909.9	15 ⁻	527.8	864.2	35(+17-10)		
	4570.8	16 ⁻	660.9	1189.1	50(+13-8)		
	5155.9	17 ⁻	585.1	1246.9			
3.	4331.2	13 ⁺				2001Ch71	1. $\pi(g_{9/2}^{-1}) \otimes \nu[(g_{7/2}/d_{5/2}) h_{11/2}^2]$ before and $\pi(g_{9/2}^{-1}) \otimes \nu[(g_{7/2}/d_{5/2})^3 h_{11/2}^2]$ after the backbending by comparison with ¹⁰⁹ Cd. 2. Small prolate deformation ($\beta_2, \gamma = 0.126, 10^\circ$) for the configuration before and ($\beta_2, \gamma = 0.063, 15^\circ$) for the configuration after backbending. 3. B(M1) values for the transitions from 357.3 to 542.4 keV are 2.48(+22-20), 2.38(+17-16), 1.71(+13-11) and 5.2(+26-8) μ _N ² , respectively. 4. The mean lifetimes (in ps) of levels from 5130 to 6710 keV are 0.43(4), 0.22(2), 0.158(11) and 0.055(+10-18), respectively. 5. Regular band with small backbending at 18 ⁺ .
	4517.4	14 ⁺	186.2			1998Ch35	
	4773.3	15 ⁺	255.9				
	5130.6	16 ⁺	357.3				
	5603.6	17 ⁺	473.0				
	6168.0	18 ⁺	564.4	1038.8	29(+6-5)		
	6710.4	19 ⁺	542.4	1107.7	31(+25-14)		
	7234.4	(20 ⁺)	524.0				
	7830.4	(21 ⁺)	596.0				
	8570.7	(22 ⁺)	740.3				

¹⁰⁹In₆₀

	E _{level} keV	I ^π	E _γ (M1) keV	E _γ (E2) keV	B(M1)/B(E2) (μ _N /eb) ²	Reference	Configurations and Comments:
1.	3092.0	19/2 ⁻				2012Ne03	1. Configuration assigned as $\pi(g_{9/2}^{-1}) \otimes \nu[h_{11/2}(g_{7/2}/d_{5/2})^1]$ before alignment and $\pi(g_{9/2}^{-1}) \otimes \nu[h_{11/2}(g_{7/2}/d_{5/2})^3]$ after alignment from TAC calculations. 2. Small prolate deformation ($\epsilon_2, \gamma = 0.08, 9^\circ$) before alignment from TAC calculations. 3. Regular band with backbending at 27/2 ⁻ .
	3202.4	21/2 ⁻	110.4			1997Ko51	
	3410.4	23/2 ⁻	208.0			1997VaZS	
	3800.5	25/2 ⁻	390.1				
	4508.6	27/2 ⁽⁻⁾	708.1				
	4833.0	29/2 ⁽⁻⁾	324.4				
	5242.0	31/2 ⁽⁻⁾	409.0				
	5796.7	33/2 ⁽⁻⁾	554.7				
	6386		589.0				

¹¹⁰In₆₁

	E _{level} keV	I ^π	E _γ (M1) keV	E _γ (E2) keV	B(M1)/B(E2) (μ _N /eb) ²	Reference	Configurations and Comments:
1.	799.7	7 ⁻				2001Ch71	1. $\pi(g_{9/2}^{-1}) \otimes \nu(h_{11/2})$ by comparison with a similar band in ¹⁰⁹ Cd. 2. Small prolate deformation ($\epsilon_2, \gamma = 0.11, 10^\circ$) from TAC calculations. 3. Regular band.
	807.7	8 ⁻	8.0				
	1017.2	9 ⁻	209.5				
	1560.9	10 ⁻	543.7	753.6			
	2173.9	11 ⁻	613.0	1157.0			
2.	2596.8	12 ⁻				2001Ch71	1. $\pi(g_{9/2}^{-1}) \otimes \nu[(g_{7/2}/d_{5/2})^2 h_{11/2}]$ by comparison ¹⁰⁹ Cd. 2. Small prolate deformation ($\epsilon_2, \gamma = 0.08, 10^\circ$) from TAC calculations. 3. B(M1) values for the transitions 354.6 and 521.1 keV are 1.01(3) and 0.56(4) μ _N ² , respectively. 4. The mean lifetimes (in ps) of levels from 3193 and 3714 keV are 1.25(4) and 0.72(+5-4), respectively. 5. Regular band with small backbending at 17 ⁻ .
	2837.9	13 ⁻	241.1				
	3192.5	14 ⁻	354.6				
	3713.6	15 ⁻	521.1				
	4528.6	16 ⁻	815.0				
	5265.4	17 ⁻	736.8	1552.0			
3.	3326.9	11 ⁺				2001Ch71	1. $\pi(g_{9/2}^{-1}) \otimes \nu[(g_{7/2}/d_{5/2}) h_{11/2}^2]$ before and $\pi(g_{9/2}^{-1}) \otimes \nu[(g_{7/2}/d_{5/2})^3 h_{11/2}^2]$ after the backbending by comparison in ¹⁰⁹ Cd. 2. Small prolate deformation ($\epsilon_2, \gamma = 0.11, 10^\circ$) for the configuration before and ($\epsilon_2, \gamma = 0.08, 20^\circ$) for the configuration after backbending from TAC calculations. 3. B(M1) values for the transitions from 285.4 to 572.9 keV are 3.73(14), 2.61(+10-5), 1.97(+25-26), 1.35(+15-13) and 2.51(+36-20) μ _N ² , respectively. 4. The mean lifetimes (in ps) of levels from 4229 to 6224 keV are 0.627(+24-23), 0.428(+8-16), 0.230(+35-26), 0.196(+21-19) and 0.105(+9-13), respectively. 5. Regular band with small backbending at 19 ⁺ .
	3512.5	12 ⁺	185.6				
	3720.0	13 ⁺	207.5				
	3943.8	14 ⁺	223.8				
	4229.2	15 ⁺	285.4				
	4598.2	16 ⁺	369.0				
	5085.1	(17 ⁺)	486.9	855.9	34(+10-8)		
	5650.7	(18 ⁺)	565.6	1052.3	47(+11-10)		
	6223.6	(19 ⁺)	572.9	1138.6	49(+13-10)		
	6707.5	(20 ⁺)	483.9				
	7272.9	(21 ⁺)	565.4				
	7981.1	(22 ⁺)	708.2				
	8748.0	(23 ⁺)	766.9				

¹¹¹In₆₂

	E _{level} keV	I ^π	E _γ (M1) keV	E _γ (E2) keV	B(M1)/B(E2) (μ _N /eb) ²	Reference	Configurations and Comments:
1.	3461.0 3588.4 3707.2 3911.3 4282.6 4795.8 5330.7 5877.1	19/2 ⁺ 21/2 ⁺ 23/2 ⁺ 25/2 ⁺ 27/2 ⁺ 29/2 ⁺ 31/2 ⁺ (33/2 ⁺)				1998Va03 2011Ba05	<ol style="list-style-type: none"> 1. π(g_{9/2}⁻¹) ⊗ ν(h_{11/2}²) by comparison with ¹¹⁰Cd. 2. Small prolate deformation. 3. B(M1)/B(E2) > 50-100 (μ_N/eb)² from unobserved ΔI= 2 (E2) transitions. 4. The mean lifetimes (in ps) of the levels from 4282.6 keV to 5877.1 keV are 0.66 (+21-14), 0.30 (+10-7), 0.65(+23-16) and 0.73 (+25-16), respectively (2011Ba05). 5. B(M1) values for the transition from 371.3 keV to 546.4 keV are 1.62 (+43-40), 1.30(+50-30), 0.50(+16-13) and 0.35(10) μ_N², respectively (2011Ba05). 6. B(E2) values for the transition from 884.3 keV to 1081.3 keV as given in 2011Ba05 are 6.4 (+19-16), 4.0(+13-10) and 5.2(+15-13) (W.u), respectively. 7. Regular band with small backbending at 23/2 h.
2.	4932.0 5166.8 5398.8 5678.1 6051.0 6538.1 7175.2 7917.1 8681.1	27/2 ⁺ 29/2 ⁺ 31/2 ⁺ 33/2 ⁺ 35/2 ⁺ (37/2 ⁺) (39/2 ⁺) (41/2 ⁺) (43/2 ⁺)	234.8 232.0 279.3 372.9 487.1 637.1 741.9 764.0			1998Va03 2011Ba05	<ol style="list-style-type: none"> 1. π(g_{9/2}⁻¹) ⊗ ν(h_{11/2}²g_{7/2}²) by comparison with a similar band in ¹¹⁰Cd . 2. Small prolate deformation. 3. B(M1)/B(E2) > 50-100 (μ_N/eb)² from unobserved ΔI= 2 (E2) transitions. 4. The mean lifetimes (in ps) of the levels from 5398.8 keV to 7917.1 keV are 1.60(+25-17), 0.54(+7-5), 0.38(+9-7), 0.30(+7- 5), 0.28(7) and <0.20, respectively (2011Ba05) 5. B(M1) values for the transition from 232.0 keV to 741.9 keV are 2.74(+32-37), 4.64(+47-53), 2.71(+61-52), 1.63(+33-31), 0.79(+26-16) and >0.70 μ_N², respectively (2011Ba05). 6. Regular band with small backbending at 31/2⁺.
3.	X 390.5+X 794.7+X 1244.3+X 1774.1+X 2354.6+X	(31/2 ⁻) (33/2 ⁻) (35/2 ⁻) (37/2 ⁻) (39/2 ⁻) (41/2 ⁻)	390.5 404.2 449.6 529.8 580.5			1998Va03	<ol style="list-style-type: none"> 1. Tentatively assigned as π(g_{9/2}⁻¹) ⊗ ν(h_{11/2}g_{7/2}d_{5/2}) (configuration of a band in ¹¹⁰Cd) coupled to an aligned g_{7/2} or h_{11/2} neutron pair. 2. I^π and level energies are lower limits as estimated from intensity and feeding considerations, X~ 5500 keV. 3. B(M1)/B(E2) > 50-100 (μ_N/eb)² from unobserved ΔI= 2 (E2) transitions. 4. Regular band.

¹¹²₄₉In₆₃

	E _{level} keV	I ^π	E _γ (M1) keV	E _γ (E2) keV	B(M1)/B(E2) (μ _N /eb) ²	Reference	Configurations and Comments:
1.	3062.7	12 ⁺				2012Tr01	1. Configuration assigned as $\pi(g_{9/2})^{-1} \otimes \nu[(h_{11/2})^2(g_{7/2})]$ is based on similar configuration observed in ¹¹⁰ In (2011He04). But different configuration $\pi(g_{9/2}) \otimes \nu[(h_{11/2})^2(d_{5/2}/g_{7/2})]$ is proposed on the basis of TAC calculations (2010He09, 2012Tr11). 2. Tentatively assigned as MR band. 3. The mean lifetimes (in ps) of the levels from 3642 to 5297 keV are 0.83(4), 0.49(3), 0.22(+2-3), and <0.25, respectively (2012Tr01). 4. B(M1) values for the transition from 272.7 keV to 707.6 keV are 3.28(14), 1.89(+11-10), 1.52(+20-14) and >0.63 μ _N ² , respectively (2012Tr01). 5. Small prolate deformation (β ₂ , γ) = (0.1, 25°) from PRM calculations. 6. Regular band
	3191.0	13 ⁺	128.3			2011He04	
	3369.5	14 ⁺	178.5			2010He09	
	3642.2	15 ⁺	272.7			2009Li66	
	4035.5	16 ⁺	393.3				
	4589.7	17 ⁺	554.2				
	5297.3	18 ⁺	707.6				
	6035.3	(19 ⁺)	738				

¹¹³₄₉In₆₄

	E _{level} keV	I ^π	E _γ (M1) keV	E _γ (E2) keV	B(M1)/B(E2) (μ _N /eb) ²	Reference	Configurations and Comments:
1.	2233.2	15/2 ⁽⁻⁾				1997Ch01	1. Tentatively assigned as $\pi(g_{9/2}^{-1}) \otimes \nu(g_{7/2}^{-1}h_{11/2})$. 2. Small prolate deformation (β ₂ =0.09). 3. The spin and parity assignments are from 2005Na37. 4. Parity assignment is based on comparison with neighboring nuclei. 5. Irregular band. 6. Fully aligned configuration gives rise to I ^π =27/2 ⁻ ; I ^π beyond this value is attributed to some collectivity.
	2396.4	17/2 ⁽⁻⁾	163.2			2005Na37	
	2663.9	19/2 ⁽⁻⁾	267.5				
	2853.6	21/2 ⁽⁻⁾	189.7				
	3023.1	23/2 ⁽⁻⁾	169.5				
	3280.0	25/2 ⁽⁻⁾	256.9				
	3972.6	27/2 ⁽⁻⁾	692.6				
	4715.0	29/2 ⁽⁻⁾	742.4	1434.9	8(2)		
	5392.7	31/2 ⁽⁻⁾	677.7	1418.6	17(6)		
2.	3122.1	21/2 ⁽⁺⁾				1997Ch01	1. Tentative Configuration $\pi(g_{9/2}^{-1}) \otimes \nu(h_{11/2}^2)$. 2. Small prolate deformation (β ₂ =0.09) 3. The 558 keV transition is from 2005Na37. 4. The spin and parity assignments are from 2005Na37. 5. Parity assignment is based on comparison with neighboring nuclei. 6. Regular band.
	3213.9	23/2 ⁽⁺⁾	91.8			2005Na37	
	3397.2	25/2 ⁽⁺⁾	183.3				
	3788.1	27/2 ⁽⁺⁾	390.9				
	4377.5	29/2 ⁽⁺⁾	589.4	980.2	24(6)		
	5062.1	31/2 ⁽⁺⁾	684.6	1274.2	71(14)		
	5790.3	33/2 ⁽⁺⁾	728.2				
	6348.3	35/2 ⁽⁺⁾	558				
3.	4563.0	(27/2 ⁺)				2012Ma27	1. Configuration assigned as $\pi(g_{9/2}^{-1}) \otimes \nu(h_{11/2}^2, g_{7/2}^2)$. On the bases of TAC-RMF calculations. 2. (β ₂ , γ ≈ 0.15, 30°) and with increasing rotational frequency deformation parameter decreases smoothly. 3. Regular band
	4809.0	(29/2 ⁺)	246.1				
	5106.9	(31/2 ⁺)	298.1				
	5380.0	(33/2 ⁺)	273.1				
	5781.1	(35/2 ⁺)	401.1				
	6323.2	(37/2 ⁺)	542.1				
	6980.7	(39/2 ⁺)	657.5				

¹¹⁴₄₉In₆₅

	E _{level} keV	I ^π	E _γ (M1) keV	E _γ (E2) keV	B(M1)/B(E2) (μN/eb) ²	References	Configurations and Comments:
1.	2532	(11 ⁺)				2012Li38 2011Li43	1. Configuration assigned as $\pi(g_{9/2})^{-1} \otimes v[(g_{7/2}/d_{5/2})(h_{11/2})^2]$ from TAC-RMF calculations. 2. Regular band with backbending at 15 h.
	2680	(12 ⁺)	148.4				
	2931	(13 ⁺)	250.7				
	3299	(14 ⁺)	368.3				
	3792	(15 ⁺)	492.6				
	4256	(16 ⁺)	464.2				

¹¹⁵₄₉In₆₆

	E _{level} keV	I ^π	E _γ (M1) keV	E _γ (E2) keV	B(M1)/B(E2) (μN/eb) ²	References	Configurations and Comments:
1.	2876.9	(21/2 ⁺)				2015Ch24	1. Configuration assigned as $\pi(g_{9/2})^{-1} \otimes v(h_{11/2})^2$ from TAC-CDFT calculations. 2. Tentatively assigned as of mixed character of MR and tilted rotational. 3. $(\beta_2, \gamma) = (0.15, 50^\circ)$ from TAC-CDFT calculations. 4. Regular band
	2958.9	(23/2 ⁺)	82.0				
	3095.4	(25/2 ⁺)	136.5				
	3470.9	(27/2 ⁺)	375.5				
	4040.3	(29/2 ⁺)	569.4				
	4716.3	(31/2 ⁺)	676.0				

¹⁰⁵₅₀Sn₅₅

	E _{level} keV	I ^π	E _γ (M1) keV	E _γ (E2) keV	B(M1)/B(E2) (μN/eb) ²	Reference	Configurations and Comments:
1.	7043	29/2 ⁺				1997Ga01 1999De50	1. Tentatively assigned as $\pi(g_{9/2}^{-1}g_{7/2}) \otimes v(h_{11/2}^2(d_{5/2}g_{7/2})^1)$ from TRS calculations. 2. Prolate deformation ($\beta_2=0.137$) 3. B(M1)/B(E2)>100 (μN/eb) ² from the unobserved $\Delta I=2$ (E2) transitions. 4. Regular band with a backbending at 37/2.
	7343	31/2 ⁺	300				
	7730	33/2 ⁽⁺⁾	388				
	8196	35/2 ⁽⁺⁾	466				
	8682	37/2 ⁽⁺⁾	486				
	9137	39/2 ⁽⁺⁾	456				
	9692	41/2 ⁽⁺⁾	555				
	10287	43/2 ⁽⁺⁾	596				

¹⁰⁶₅₀Sn₅₆

	E _{level} keV	I ^π	E _γ (M1) keV	E _γ (E2) keV	B(M1)/B(E2) (μN/eb) ²	References	Configurations and Comments:
1.	7598.5	14 ⁻				1998Je03 1999Je07 1997Ju01	1. $\pi(g_{7/2}g_{9/2}^{-1}) \otimes v((g_{7/2}d_{5/2})^3 h_{11/2})$ from TAC calculations. 2. $(\beta_2, \gamma) = (0.11, -13^\circ)$. 3. Level energies, spins and parities are from 1999JeZZ. 4. The mean lifetimes (in ps) of the five uppermost levels are 0.30(3), 0.43(5), 0.51(15), 0.22(2) and 0.22(+1-3), respectively. 5. B(M1) values for the transitions from 450 to 599 keV are 2.06(+22-26), 1.12(+15-13), 0.54(+20-13), 0.54(+5-7) and 1.17(17) μN ² , respectively. 6. Regular band with backbending at the top of the band.
	8013.2	15 ⁻	413.4				
	8560.3	16 ⁻	547.0				
	9103.3	17 ⁻	542.9				
	9552.9	18 ⁻	449.7		>160		
	10040.9	19 ⁻	488.1		>250		
	10632.9	20 ⁻	591.9		>200		
	11413.3	21 ⁻	780.4		>35		
	12047.3	22 ⁻	634.0				

$^{106}_{50}\text{Sn}_{56}$

	E_{level} keV	I^π	$E_\gamma(\text{M1})$ keV	$E_\gamma(\text{E2})$ keV	$B(\text{M1})/B(\text{E2})$ $(\mu\text{N}/\text{eb})^2$	References	Configurations and Comments:
2.	9236.1	17 ⁻				1998Je03	1. $\pi(g_{7/2} g_{9/2}^{-1}) \otimes \nu((g_{7/2} d_{5/2})^3 h_{11/2})$ from TAC calculations. 2. $(\beta_2, \gamma) = (0.11, -13^\circ)$. 3. Regular band.
	9637.8	18 ⁻	401.7				
	10117.0	19 ⁻	479.2		>155		
	10672.4	20 ⁻	555.4		>290		
	11292.7	21 ⁻	620.3		>220		
	11971.5	22 ⁻	678.8				

 $^{108}_{50}\text{Sn}_{58}$

	E_{level} keV	I^π	$E_\gamma(\text{M1})$ keV	$E_\gamma(\text{E2})$ keV	$B(\text{M1})/B(\text{E2})$ $(\mu\text{N}/\text{eb})^2$	References	Configurations and Comments:
1.	6665	12 ⁻				1998Je03 1999Je07	1. $\pi(g_{7/2} g_{9/2}^{-1}) \otimes \nu((g_{7/2} d_{5/2})^1 h_{11/2})$ from TAC calculations. 2. Prolate shape $(\beta_2, \gamma) = (0.08, 0^\circ)$ from 1999Je07. 3. The mean lifetimes (in ps) of levels with spins from 15 to 19 as given in 1999Je07 are 0.66(2), 0.23(1), 0.29(1), 0.44(+5-2) and 0.56(2), respectively. 4. B(M1) values for the transitions from 424 to 550 keV are 1.05(3), 1.63(8), 1.16(5), 0.64(+4-8) and 0.48(3) μN^2 , respectively. 5. Regular band.
	6885.0	13 ⁻	220.0				
	7182.7	14 ⁻	297.7				
	7606.4	15 ⁻	423.7	720	30.0(25)		
	8116.3	16 ⁻	509.9	934	23.5(40)		
	8634.5	17 ⁻	518.2	1028	26.0(35)		
	9169.6	18 ⁻	535.1	1053	19.5(40)		
	9719.8	19 ⁻	550.2	1085	23(4)		
	10355.3	20 ⁻	635.5	1184	24(4)		
2.	8103	16 ⁻				1998Je03 1999Je07	1. $\pi(g_{7/2} g_{9/2}^{-1}) \otimes \nu(g_{7/2}^2 (g_{7/2} d_{5/2})^1 h_{11/2})$ from TAC calculations. 2. Prolate shape $(\beta_2, \gamma) = (0.11, 0^\circ)$ from 1999Je07.
	8351.2	17 ⁻	248.2				
	8695.8	18 ⁻	344.6	(592)			
	9105.8	19 ⁻	410.0	753	15.4(40)		
	9579.4	20 ⁻	473.6	885	14.1(40)		
	10062.8	21 ⁻	483.4	956	20.2(50)		
	10572.2	22 ⁻	509.4	992	22.7(70)		

 $^{108}_{51}\text{Sb}_{57}$

	E_{level} keV	I^π	$E_\gamma(\text{M1})$ keV	$E_\gamma(\text{E2})$ keV	$B(\text{M1})/B(\text{E2})$ $(\mu\text{N}/\text{eb})^2$	Reference	Configurations and Comments:
1.	2154.6	7 ⁻				1998Je09	1. $\pi[(g_{7/2}, d_{5/2})^2 g_{9/2}^{-1}] \otimes \nu(h_{11/2})$ from TAC calculations. 2. $(\beta_2, \gamma) = (0.116, 30^\circ)$ from TAC calculations. 3. B(M1)/B(E2) values range from ~ 5 $(\mu\text{N}/\text{eb})^2$ to ~ 20 $(\mu\text{N}/\text{eb})^2$. 4. Regular band.
	2246.0	8 ⁻	91.4				
	2438.3	9 ⁻	192.3	283			
	2719.9	10 ⁻	281.6	474			
	3032.4	11 ⁻	312.5	595			
	3376.8	12 ⁻	344.4	657			
	3764.7	13 ⁻	387.9	732			
	4173.6	14 ⁻	408.9	797			
	4613.3	15 ⁻	439.7	849			
	5101.9	16 ⁻	488.6	929			
	5611.5	17 ⁻	509.6	999			
	6150.0	18 ⁻	538.5	1049			
	6719.6	19 ⁻	569.6	1109			

¹⁰⁸Sb₅₇

	E _{level} keV	I ^π	E _γ (M1) keV	E _γ (E2) keV	B(M1)/B(E2) (μN/eb) ²	Reference	Configurations and Comments:
2.	2753.4	10 ⁻				1998Je09	1. π(h _{11/2} g _{7/2} g _{9/2} ⁻¹) ⊗ v(g _{7/2} , d _{5/2}) ¹ from TAC calculations. 2. (β ₂ , γ) = (0.116, 10°) from TAC calculations. 3. B(M1)/B(E2) values range from ~5 (μN/eb) ² to ~25 (μN/eb) ² . 4. Regular band with backbending at 15.
	3057.4	11 ⁻	304.0				
	3376.4	12 ⁻	319.0	623			
	3722.5	13 ⁻	346.1	665			
	4177.9	14 ⁻	455.4	801			
	4597.3	15 ⁻	419.4	874			
	5064.4	16 ⁻	467.1	886			
	5561.8	17 ⁻	497.4	964			
	6092.3	18 ⁻	530.5	1028			
	6645.2	19 ⁻	552.9	1084			
	7216.3	20 ⁻	571.1	1124			

¹¹⁰Sb₅₉

	E _{level} keV	I ^π	E _γ (M1) keV	E _γ (E2) keV	B(M1)/B(E2) (μN/eb) ²	Reference	Configurations and Comments:
1.	1921	8 ⁻				1997La13	1. Tentatively assigned as π(h _{11/2}) ⊗ v(d _{5/2}) or π(h _{11/2}) ⊗ v(g _{7/2}) by comparison with neighboring odd-odd Sb isotopes. 2. Tentatively assigned as MR band. 3. Regular band. 4. The assignment of this band as MR band is based on the comparison with a band in ¹⁰⁸ Sb from 1998Je09.
	2122	9 ⁻	201				
	2435	10 ⁻	313	514			
	2784	11 ⁻	349	663			
	3158	12 ⁻	374	724			
	3556	13 ⁻	398	772			
	3989	14 ⁻	433	830			
	4464	15 ⁻	475	909			
	(5016)		(552)	(1027)			

¹¹²Sb₆₁

	E _{level} keV	I ^π	E _γ (M1) keV	E _γ (E2) keV	B(M1)/B(E2) (μN/eb) ²	Reference	Configurations and Comments:		
1.	1675.1	7 ⁻				1998La14 2005De02	1. π(g _{9/2} ⁻¹) ⊗ v(h _{11/2}) from TAC calculations. 2. Tentatively assigned as MR band. 3. (β ₂ , γ) = (0.21, 0°) from TAC calculations. 4. The mean lifetimes (in ps) for the states from 11 ⁻ to 13 ⁻ as given in 2005De02 are 0.56(+25-26), 0.51(+16-17) and 0.50(11), respectively. 5. The B(M1) values for the transitions from 354 to 392 keV are 2.28(+69-103), 2.04(+70-63) and 1.90(+38-43) μN ² , respectively. 6. The B(E2) values for the transitions from 679 to 773 keV as given in 2005De02 are 1.00(+30-45), 0.74(+25-23) and 0.59(+10-11) (eb) ² , respectively. 7. Regular band.		
	1747.5	8 ⁻	72.4						
	1949.7	9 ⁻	202.2						
	2275.2	10 ⁻	325.5	527.7	24(2)				
	2629.1	11 ⁻	353.9	679.1	16.0(8)				
	3009.7	12 ⁻	380.6	734.6	14.2(7)				
	3402.1	13 ⁻	392.4	773.5	13.3(7)				
	3809.0	14 ⁻	406.9	799.7	6.8(4)				
	4295.3	15 ⁻	486.3	893.2	10.6(8)				
	4798.3	16 ⁻	503.0	989.8	9.9(9)				
	5326.2	17 ⁻	527.9	1030.8					
2.	X	(10 ⁺)						1998La14	1. π(g _{9/2} ⁻¹) ⊗ v((d _{5/2} , g _{7/2}) ¹ h _{11/2} ²) from TRS calculations and by comparison with similar bands in neighboring isotopes. 2. Tentatively assigned as MR band 3. Regular band with backbending at 12.
	378.2+X	(11 ⁺)	378.2						
	750.8+X	(12 ⁺)	372.6	750.6	7.5(5)				
	1077.6+X	(13 ⁺)	326.8	699.7	15.3(12)				
	1372.5+X	(14 ⁺)	294.9	621.7	56(7)				
	1690.3+X	(15 ⁺)	317.8	613.0	200(180)				
	2046.1+X	(16 ⁺)	355.8	673.9	30(3)				
	2437.7+X	(17 ⁺)	391.6	747.6	26(3)				
	2851.9+X	(18 ⁺)	414.2						
	3284.4+X	(19 ⁺)	432.5						

¹¹⁶Sb₆₅

	E _{level} keV	I ^π	E _γ (M1) keV	E _γ (E2) keV	B(M1)/B(E2) (μ _N /eb) ²	Reference	Configurations and Comments:
1.	3005.3	11 ⁺				2022DA05	1. Configuration assigned as $\pi(g_{9/2}^{-1}) \otimes \nu(g_{7/2} / d_{5/2})$ $(h_{11/2})^2$ on the basis of comparison with similar band observed in ¹¹² Sb and further supported by SPAC calculations. 2. Tentatively assigned as MR band as dominant contribution is not from shears structure (2012Wa34). 3. Regular band 4. Level energies are deduced from the gamma energies
	3345.3	12 ⁺	340.0			2012Wa34	
	3734.5	13 ⁺	389.2	729.3	23.3(27)		
	4164.6	14 ⁺	430.1	819.2	13.7(16)		
	4627.6	15 ⁺	463.0	893.2	8.2(10)		
	5112.8	16 ⁺	485.2	948.4	6.3(8)		

¹³⁵Te₈₃

	E _{level} keV	I ^π	E _γ (M1) keV	E _γ (E2) keV	B(M1)/B(E2) (μ _N /eb) ²	Reference	Configurations and Comments:
1.	4023.3	(19/2 ⁻)				2001Lu16	1. Tentatively assigned as $\pi(g_{7/2}^{-2}) \otimes \nu(f_{7/2}^2 h_{11/2}^{-1})$ as given in 2001Fo02 by comparison with the ¹³⁴ Te isotope. 2. Gamma-ray energies are from Erratum to 2001Lu16 published in PRC 104, 069902(E) (2021). 3. Tentatively assigned as MR band (2001Fo02). 4. Irregular band.
	4393.9	(21/2 ⁻)	370.4			2001Fo02	
	4799.4	(23/2 ⁻)	405.3	776.2			
	5170.7	(25/2 ⁻)	371.3	776.9			
	5525.4	(27/2 ⁻)	355.0	726.1			
	5790.7	(29/2 ⁻)	265.3	620.0			
	6109.8	(31/2 ⁻)	319.0	(585.3)			
	6454.9	(33/2 ⁻)	344.9	664.4			
	6669.5	(35/2 ⁻)		559.7			

¹²⁴Xe₇₀

	E _{level} keV	I ^π	E _γ (M1) keV	E _γ (E2) keV	B(M1)/B(E2) (μ _N /eb) ²	Reference	Configurations and Comments:
1.	5051	(13)				1999Sc20	1. Tentatively assigned as $\pi(h_{11/2} \otimes (d_{5/2} g_{7/2})^1) \otimes$ $\nu(h_{11/2} g_{7/2})$. 2. Tentatively assigned as MR band. 3. $(\beta_2, \gamma) = (0.20, 30^\circ)$ from TAC calculations as given in 2002Ra34. 4. The B(M1)/B(E2) values are from 2004Sa47. 5. The mean lifetimes (in ps) of levels from 5554 to 6556 keV as given in 2004Sa47 are 0.89(8), 1.84(13), 1.75(8) and 0.40(8), respectively. 6. The B(M1) values for the transitions from 262 to 400 keV as given in 2004Sa47 are 1.44(+28-24), 1.02(+18-16), 0.75(+11-10) and 1.33(+41-30) μ_N^2 , respectively. 7. Irregular band with backbending at 8368 keV level and at the top of the band.
	5292	(14)	241			2008A112	
	5554	(15)	262	502	14.15(+38-31)	1997Lo12	
	5830	(16)	276	537	17.41(+62-49)	2004Sa47	
	6156	(17)	326	602	10.59(+83-46)		
	6556	(18)	400	726	14.89(+78-63)		
	6987	(19)	431	831			
	7436	(20)	449	880			
	7932	(21)	496	944			
	8368	(22)	436	932			
	8914	(23)	546	982			
	9486	(24)	572	1118			
	9929	(25)	443	1016			

¹³¹₅₅Cs₇₆

	E _{level} keV	I ^π	E _γ (M1) keV	E _γ (E2) keV	B(M1)/B(E2) (μ _N /eb) ²	References	Configurations and Comments:
1.	2554.9	17/2 ⁺				2005Ku10 2008Si26	1. $\pi(d_{5/2}/g_{7/2}) \otimes \nu(h_{11/2})^2$ from the decay pattern and TAC calculations. 2. Tentatively assigned as MR band. 3. Triaxial deformation (β_2, γ) \sim (0.11, 46°) 4. Small signature splitting. 5. Regular band with backbending at 27/2 ⁺ . 6. The calculated B(M1) values decrease with frequency.
	2686.9	19/2 ⁺	132.0				
	2835.1	21/2 ⁺	148.2				
	3058.7	23/2 ⁺	223.6				
	3415.3	25/2 ⁺	356.6				
	3724.1	27/2 ⁺	308.8	664.9	~ 10		
	4145.7	29/2 ⁺	421.6	730.2	~ 10		
	4655.3	31/2 ⁺	509.6	931.2	~ 3		
	5076.9	33/2 ⁺	424.7	934.0			
2.	3465.3	25/2 ⁻				2005Ku10	1. $\pi(h_{11/2}) \otimes \nu(h_{11/2})^2$ from the decay pattern and TAC calculations. 2. Prolate deformation (β_2, γ) \sim (0.11, 55°) 3. Small signature splitting. 4. Irregular band. 5. The experimental B(M1)/B(E2) have an average ~ 12 (μ _N /eb) ² . 6. The calculated B(M1) values decrease with frequency.
	3621.3	27/2 ⁻	156.0				
	4012.2	29/2 ⁻	390.9				
	4387.9	31/2 ⁻	375.7	766.4			
	4905.7	33/2 ⁻	517.8	893.8			
	5265.6	(35/2 ⁻)	359.9	877.9			

¹²⁸₅₆Ba₇₂

	E _{level} keV	I ^π	E _γ (M1) keV	E _γ (E2) keV	B(M1)/B(E2) (μ _N /eb) ²	References	Configurations and Comments:
1.	4652	12 ⁺				1998Wi20 1997Vo12 2000Di16 2000Pe20 1998Pe17	1. $\pi[h_{11/2}(d_{5/2}g_{7/2})] \otimes \nu[h_{11/2}(d_{5/2}g_{7/2})]$ from TAC calculations by 2000Di16. 2. Tentatively assigned as MR and collective rotational band (2000Di16). 3. Prolate deformation (β_2, γ) \sim (0.20, 0°). 4. B(M1) values for the transitions from 362 to 428 keV as given in 1998Pe17 are 1.14(+21-15), 1.22(+25-18) and 1.41(+30-21) μ _N ² , respectively, for transitions from 305 to 324 keV are 0.32(4), 0.44(+10-7), 1.06(+18-13) and 1.08(+55-27) μ _N ² (2000Pe20). 5. The first three B(M1)/B(E2) ratios have been calculated from the values of B(M1) and B(E2) in 2000Pe20 and the last three ratios have been calculated using the data given in 1998Pe17. 6. The mean lifetimes (in ps) of 6215 to 7981 keV states as given in 1998Pe17 are 2.48(7), 1.91(7), 1.54(5), 1.36(11) and 1.16(6) ps, respectively, for levels from 4956 to 5853 keV are 1.44(13), 2.25(40), 1.53(22) and 0.98(33) (2000Pe20). 7. Regular band.
	4956	13 ⁺	305				
	5233	14 ⁺	277	582	6.29(+29-16)		
	5530	15 ⁺	296	574	6.63(+18-13)		
	5853	16 ⁺	324	619	6.00(+56-28)		
	6215	17 ⁺	362	685	5.43(+23-15)		
	6609	18 ⁺	394	755	5.81(+25-19)		
	7036	19 ⁺	428	821	5.04(+31-22)		
	7494	20 ⁺	457	886			
	7981	21 ⁺	487	945			
	8497	22 ⁺	517	1003			
	9032	23 ⁺	535	1052			
	9601	24 ⁺	568	1104			
	10168	25 ⁺	566	1136			
	10785	26 ⁺		1184			

¹³⁰Ba₅₆74

	E _{level} keV	I ^π	E _γ (M1) keV	E _γ (E2) keV	B(M1)/B(E2) (μN/eb) ²	References	Configurations and Comments:
1.	5960.6	15 ⁻				2020Gu21	1. Tentatively assigned as $\pi h_{11/2}(g_{7/2}, d_{5/2}) \otimes \nu(h_{11/2})^2$ configuration on the basis of comparison of similar bands in neighboring ^{132,134} Ba and ^{134,136} Ce nuclides. 2. Tentatively assigned as MR band. 3. Band exhibits small signature splitting.
	6218.1	16 ⁻	257.5				
	6498.3	17 ⁻	280.2				
	6914.5	(18 ⁻)	416.2				
	7335	(19 ⁻)	420				
	7849	(20 ⁻)	514				

¹³²Ba₅₆76

	E _{level} keV	I ^π	E _γ (M1) keV	E _γ (E2) keV	B(M1)/B(E2) (μN/eb) ²	Reference	Configurations and Comments:
1.	4811.8	11 ⁺				1995Ju09	1. Tentatively assigned as $\pi(h_{11/2}g_{7/2}) \otimes \nu(h_{11/2}d_{3/2})$ by considering the available orbits nearest to the Fermi surface. 2. Tentatively assigned as MR band. 3. Oblate shape ($\gamma \sim -60^\circ$). 4. Regular band.
	1997.2	12 ⁺	185.4			1989Pa17	
	5201.0	13 ⁺	203.9				
	5436.8	14 ⁺	235.9				
	5771.8	15 ⁺	335.0				
	6196.3	16 ⁺	424.6				
	6665.4	(17 ⁺)	469				
	7144.4	(18 ⁺)	479				
2.	5721.4	14 ⁻				1995Ju09	1. $\pi(h_{11/2}g_{7/2}) \otimes \nu(h_{11/2}^2)$ by considering the available orbits nearest to the Fermi surface. 2. Oblate shape ($\gamma \sim -60^\circ$). 3. Regular band.
	5891.3	15 ⁻	169.9			1989Pa17	
	6107.1	16 ⁻	215.7				
	6414.8	17 ⁻	307.7				
	6821.7	18 ⁻	406.9				
	7287.7	(19 ⁻)	466	(873)			
	(7751.7)	(20 ⁻)		(930)			

¹³⁴Ba₅₆78

	E _{level} keV	I ^π	E _γ (M1) keV	E _γ (E2) keV	B(M1)/B(E2) (μN/eb) ²	References	Configurations and Comments:
1.	5677.9	14 ⁻				2020NE01	1. Probable Configuration as $\pi[h_{11/2}(g_{7/2}/d_{5/2})] \otimes \nu[h_{11/2}]^2$ using TAC model. 2. $\epsilon_2 \approx 0.090$, $\gamma \approx 60^\circ$ on the bases of TAC minima. 3. Regular band
	5854.5	(15 ⁻)	176.6				
	6025.8	(16 ⁻)	171.3				
	6304.8	(17 ⁻)	278.9				
	6693.5	(18 ⁻)	388.7				
	7141.5	(19 ⁻)	448.0				
	7712.9	(20 ⁻)	571.4				

¹³⁵₅₆Ba₇₉

	E _{level} keV	I ^π	E _γ (M1) keV	E _γ (E2) keV	B(M1)/B(E2) (μN/eb) ²	References	Configurations and Comments:
1.	3082.9 3211.3 3415.7 3758.3 4181.0 4695.8 5310.3 5850.3 6376.3	21/2 ⁺ 23/2 ⁺ 25/2 ⁺ 27/2 ⁺ 29/2 ⁺ 31/2 ⁺ 33/2 ⁺ 35/2 ⁺ (37/2 ⁺)	128.4 204.4 342.6 422.7 514.8 614.5 540.0 526.0	765.3 937.5 1129.3 1154.5 1066.0	17.3(25) 52(31) 11.1(68) 21.8(62)	2010Ku15 2006Ch51	1. Configuration assignment as $\pi(h_{11/2}g_{7/2}) \otimes v(h_{11/2})^{-1}$ from TAC calculations. 2. Tentatively assigned as MR band. 3. Deformation parameters $(\epsilon_2, \epsilon_4, \gamma) = (0.095, -0.013, 26^\circ)$ for energy minimization and $(\epsilon_2, \epsilon_4, \gamma) = (0.095, -0.013, 10^\circ)$ for B(M1)/B(E2) ratios. 4. Regular band with backbending at 33/2 ħ.
2.	5355.6 5522.2 5849.8 6380.8	(31/2 ⁻) (33/2 ⁻) (35/2 ⁻) (37/2 ⁻)	166.6 327.6 531.0			2010Ku15	1. Configuration assigned as $(h_{11/2}g_{7/2}) \otimes v(h_{11/2})^2 s_{1/2}$ from TAC calculations. 2. $(\beta_2, \gamma) = (0.090, 58^\circ)$ from TAC calculations 3. Regular band.

¹³³₅₇La₇₆

	E _{level} keV	I ^π	E _γ (M1) keV	E _γ (E2) keV	B(M1)/B(E2) (μN/eb) ²	References	Configurations and Comments: ≥
1.	3947.8 4396.1 4844.2 5318.7 5752.4 6141.7 6677.4 7027.5 7611.8	29/2 ⁻ 31/2 ⁻ 33/2 ⁻ 35/2 ⁻ 37/2 ⁻ 39/2 ⁻ (41/2 ⁻) (43/2 ⁻) (45/2 ⁻)	448.3 448.1 474.5 433.7 389.3 535.7 350.1 584.3	922.6	5.4(6)	2016Pe21	1. Configuration assigned as $\pi(h_{11/2})^1 \otimes v(h_{11/2})^{-2}$ and $(\pi(h_{11/2})^3 \otimes v(h_{11/2})^{-2})$ for spins I ≤ 37 ħ and I > 37 ħ, respectively from PRM calculations. 2. Tentatively assigned as MR band. 3. $(\beta_2, \gamma) = (0.20, 19.2^\circ)$ and $(0.20, 20.5^\circ)$ for spins I ≤ 37 ħ and I > 37 ħ, respectively from CDFT calculations 4. Irregular band with signature splitting.

¹³⁵₅₇La₇₈

	E _{level} keV	I ^π	E _γ (M1) keV	E _γ (E2) keV	B(M1)/B(E2) (μN/eb) ²	References	Configurations and Comments:
1.	3501.4 3639.2 3959.7 4319.5 4822.3 5381.1 6027.6	25/2 ⁻ 27/2 ⁻ 29/2 ⁻ 31/2 ⁻ 33/2 ⁻ 35/2 ⁻ 37/2 ⁽⁻⁾	137.8 320.5 359.8 502.8 558.8 646.5	457.6 680.3 863.1 1203.4	8.4(1) 52.1(47) 83(11) 1.26(4)	2013Ga11 2013Le27 1990XuZW	1. Configuration assigned as $\pi(h_{11/2})^1 \otimes v(h_{11/2})^{-2}$ from TAC calculations. 2. $(\beta_2, \gamma) = (0.120, 58^\circ)$ from TAC calculations. 3. Regular band with a band crossing at I ≈ 33/2 ⁻
2.	5049.5 5212.0 5464.1 5775.1 6161.4 6635.3 7163.0	(31/2 ⁻) 33/2 ⁻ 35/2 ⁻ 37/2 ⁻ 39/2 ⁻ (41/2 ⁻) (43/2 ⁻)	162.5 252.0 311.0 386.3 473.8 527.7			2013Ga11 2013Le27 1990XuZW	1. Configuration assigned as $\pi(h_{11/2})^1 (g_{7/2}/d_{5/2})^2 \otimes v(h_{11/2})^{-2}$ from TAC calculations. 2. Tentatively assigned as MR band. 3. $(\beta_2, \gamma) = (0.116, 60^\circ)$ from TAC calculations. 4. Regular band with a band crossing at I ≈ 33/2 ⁻

¹³⁴₅₈Ce₇₆

	E _{level} keV	I ^π	E _γ (M1) keV	E _γ (E2) keV	B(M1)/B(E2) (μN/eb) ²	Reference	Configurations and Comments:
1.	5593.6	14 ⁻				2016Pe09 2004La03	1. Configuration assigned as $\pi(h_{11/2})^2 \otimes \nu(sd)^{-1} (h_{11/2})^{-1}$ (2016Pe09) from CNS (2016Pe09) and $\pi(g_{7/2}h_{11/2}) \otimes \nu(h_{11/2})^{-2}$ from TAC (2004La03) calculations 2. $(\epsilon_2, \gamma) \approx (0.14-0.18, +23^\circ-30^\circ)$ (2016Pe09) and $(\epsilon_2, \gamma) = (0.149, 43^\circ)$ (2004La03). 3. Regular band. 4. The mean lifetimes (in ps) for levels from 17 ⁻ to 20 ⁻ are 0.85(7), 0.34(3), 0.28(3) and <0.28(+3-4), respectively. 5. B(M1) values for the transitions from 340 to 548 keV are 1.71(+13-14), 1.76(+17-15), 1.47(+16-14) and >1.24(+17-14) (μN ²), respectively.
	5749.2	15 ⁻	155.6				
	5969.0	16 ⁻	219.8				
	6309.3	17 ⁻	340.3				
	6766.9	18 ⁻	457.6				
	7286.8	19 ⁻	519.9	977.5			
	7776.2	20 ⁻	489.4	1009.3			
	8298.4	(21 ⁻)	522.2	1011.6			
	8964.6	(22 ⁻)	666.2				

¹³⁵₅₈Ce₇₇

	E _{level} keV	I ^π	E _γ (M1) keV	E _γ (E2) keV	B(M1)/B(E2) (μN/eb) ²	Reference	Configurations and Comments:
1.	3229.8	23/2 ⁺				1990Ma26 2005JaZZ	1. Tentatively assigned as $\pi(h_{11/2}g_{7/2}) \otimes \nu(h_{11/2})$ by comparison with the N=75 isotones. 2. Near prolate shape ($\gamma \sim 0^\circ$). 3. Irregular band with backbending at I ^π = 31/2 and 35/2. 4. Small signature splitting. 5. Lower limits of B(M1)/B(E2) are from the unobserved $\Delta I = 2$ (E2) transitions.
	3431.9	25/2 ⁺	202.1				
	3699.9	27/2 ⁺	268.0				
	4128.2	29/2 ⁺	428.3	696	>8		
	4486.4	31/2 ⁺	358.2	786.8	23(7)		
	4979.3	33/2 ⁺	492.9	851	>9		
	5428.5	35/2 ⁺	449.2	942	>14		
	5942.5	(37/2 ⁺)	514	963			
	6444.5	(39/2 ⁺)	502	(1016)			
2.	4183.8	27/2 ⁻				1990Ma26 2005JaZZ	1. Tentatively assigned as $\pi(h_{11/2}^2) \otimes \nu(h_{11/2})$ by comparison with the N=75 isotones. 2. Near prolate shape ($\gamma \sim 0^\circ$). 3. The band is also suggested as chiral doublet partner of band 3 (2005JaZZ). 4. Irregular band with backbending at 37/2. 5. Small signature splitting. 6. Lower limits of B(M1)/B(E2) are from the unobserved $\Delta I = 2$ (E2) transitions.
	4460.9	29/2 ⁻	277.1				
	4830.9	31/2 ⁻	370.0				
	5206.5	33/2 ⁻	375.6	746	>6		
	5651.6	35/2 ⁻	445.1	821	>19		
	6086.5	37/2 ⁻	434.9	880	>24		
	6526.5	39/2 ⁻	440.0	(875)	>13		
	6994.5	41/2 ⁻	468.0	(908)	>6		
	7494.5	(43/2 ⁻)	500	968			
	8010.5	(45/2 ⁻)	516				
3.	4498.8	27/2 ⁻				1990Ma26 2005JaZZ	1. Tentatively assigned as $\pi(h_{11/2}g_{7/2}) \otimes \nu(h_{11/2}^2s_{1/2})$. 2. Collectively rotating oblate structure ($\gamma \sim -60^\circ$). 3. The band is also suggested as chiral doublet partner of band 2 (2005JaZZ). 4. The mean lifetimes (in ps) for levels from 5363 to 6843 keV are 0.92(16), 0.65(3), 0.43(4) and 0.22(1), respectively. 5. Limits on B(M1)/B(E2) values are from the assumption that the unobserved $\Delta I = 2$ (E2) transitions are less than 1% intense as compared to the strongest transition in the level scheme. 6. Regular band.
	4637.9	29/2 ⁻	139.1				
	4816.4	31/2 ⁻	178.5		>4		
	5065.4	33/2 ⁻	249.0		6.7(11)		
	5362.9	35/2 ⁻	297.5		24.3(42)		
	5755.1	37/2 ⁻	392.2		5.6(13)		
	6259.7	39/2 ⁻	504.6		34.0(64)		
	6843.3	(41/2 ⁻)	583.6		19.8(48)		
	7473.3	(43/2 ⁻)	630		>22		
	8037.3	(45/2 ⁻)	(564)				

¹³⁶Ce₅₈

	E _{level} keV	I ^π	E _γ (M1) keV	E _γ (E2) keV	B(M1)/B(E2) (μN/eb) ²	Reference	Configurations and Comments:
1.	5305.5 5594.4 6099.3 6642.9 (7239)	15 ⁺ 16 ⁺ 17 ⁽⁺⁾ 18 ⁽⁺⁾ (19 ⁺)	288.9 504.9 543.6 (596.1)	1049 (1140)		2005La29	1. π(g _{7/2} h _{11/2}) ⊗ v(g _{7/2} h _{11/2}) from TAC calculations. 2. (β ₂ , γ) = (0.116, 28°) from TAC calculations. 3. Regular band. 4. The mean lifetimes (in ps) of 6099.3 keV level is 0.65(+16-19). 5. The B(M1) value for the transition 504.9 keV is 0.69(+20-17) μN ² .
2.	5643.8 5878.2 6171.5 6540.4 6934.5 7345.9 7801.9 (8317)	16 ⁺ 17 ⁺ 18 ⁺ 19 ⁺ 20 ⁺ (21 ⁺) (22 ⁺) (23 ⁺)	234.4 293.3 368.9 394.1 411.4 456 (515)			2005La29	1. π(h _{11/2} ²) ⊗ v(h _{11/2} ⁻²) from TAC calculations. 2. (β ₂ , γ) = (0.138, 52°) from TAC calculations. 3. Regular band. 4. The mean lifetimes (in ps) of levels from 6540 to 7346 keV are 0.58(+21-26), 0.79(26) and 0.45(+16-19), respectively. 5. The B(M1) values for the transitions from 368.9 to 411.4 keV are 1.97(71), 1.18(39) and 1.84(+74-61) μN ² , respectively.
3.	5646.5 5809.9 5995.8 6283.5 6664.0 7100.2 7586.6 8111.4 8626.6 9229.2	14 ⁻ 15 ⁻ 16 ⁻ 17 ⁻ 18 ⁻ 19 ⁻ 20 ⁻ 21 ⁻ 22 ⁻ 23 ⁻	163.4 185.9 287.7 380.5 436.2 486.4 524.8 515.2 602.6	350 474 668 816 922 1011 1040 1118	13.5(63) 14.4(42) 35.5(32) 34.6(15) 21.3(11) 13.4(6) 11.8(5) 12.8(20)	2005La29 2002La26 1990Pa05	1. π(g _{7/2} h _{11/2}) ⊗ v(h _{11/2} ⁻²) from TAC calculations. 2. (β ₂ , γ) = (0.116, 52°) from TAC calculations. 3. Regular band. 4. The mean lifetimes (in ps) of levels from 6664 to 8626 keV are 0.734(+21-22), 0.454(+17-14), 0.38(+4-5), 0.365(+26-41) and 0.577(+41-61), respectively. 5. The B(M1) values for the transitions from 380.5 to 515 keV are 1.346(+40-39), 1.39(+4-5), 1.097(+130-107), 0.782(+88-56) and 0.474(+50-34) μN ² , respectively. 6. The B(E2) values for the transitions from 668 to 1040 keV are 0.038(4), 0.040(4), 0.051(+8-7) 0.059(+10-8) and 0.040(+7-6) (eb) ² , respectively.

¹³⁸Ce₅₈

	E _{level} keV	I ^π	E _γ (M1) keV	E _γ (E2) keV	B(M1)/B(E2) (μN/eb) ²	References	Configurations and Comments:
1.	6536.3 6685.4 6888.9 7211.2 7685.7 8350.2	15 ⁻ 16 ⁻ 17 ⁻ 18 ⁻ 19 ⁻ 20 ⁻	149.1 203.5 322.3 474.5 664.5	1139.0	14.1(53)	2009Bh04 1999Zh28	1. Configuration assigned as π(h _{11/2} g _{7/2}) ⊗ v(h _{11/2}) ⁻² based on systematic in neighboring nuclei. 2. Tentatively assigned as MR band. 3. Regular band.

¹³⁹₅₈Ce₈₁

	E _{level} keV	I ^π	E _γ (M1) keV	E _γ (E2) keV	B(M1)/B(E2) (μ _N /eb) ²	References	Configurations and Comments:
1.	5698.9	31/2 ⁻				2015Ka06	1. Configuration assigned as $\pi(h_{11/2})^2 \otimes \nu(h_{11/2})^{-1}$ from TAC calculations 2. $(\beta_2, \gamma) = (0.12, 0^\circ)$ from CNS calculations 3. Regular band.
	5916.5	33/2 ⁻	218.6				
	6142.6	35/2 ⁻	226.0				
	6488.5	37/2 ⁻	345.8				
	6845.3	39/2 ⁻	356.6				
	7333.6	41/2 ⁻	488.3				
	7987.6	43/2 ⁻	654.3				

¹³³₅₉Pr₇₄

	E _{level} keV	I ^π	E _γ (M1) keV	E _γ (E2) keV	B(M1)/B(E2) (μ _N /eb) ²	Reference	Configurations and Comments:
1.	2035.1	21/2 ⁻				2003Pa38 1988Hi04	1. $\pi(5/2[413]) \otimes \nu(9/2[514] \otimes 7/2[404])$, related to the $\nu(h_{11/2} g_{7/2}) K^\pi = 8^-$ isomeric state in the ¹³² Ce core. 2. Tentatively assigned as MR band. 3. Prolate configuration. 4. The B(M1)/B(E2) values decrease from about 10 to 5 (μ _N /eb) ² with increasing spin.
	2475.3	23/2 ⁻	440.2				
	2955.2	(25/2 ⁻)	479.9	920.1	8.9(9)		
	3465.5	(27/2 ⁻)	510.3	990.2	8.3(9)		
	3960.7	(29/2 ⁻)	495.2	1005.3	6.0(6)		
2.	2203.9	19/2 ⁺				2003Pa38	1. $\pi(3/2[413]) \otimes \nu(9/2[514] \otimes 7/2[404])$, related to the $\nu(h_{11/2} g_{7/2}) K^\pi = 8^-$ isomeric state in the ¹³² Ce core. 2. Tentatively assigned MR band. 3. Prolate configuration. 4. The B(M1)/B(E2) values decrease from about 25 to 10 (μ _N /eb) ² with increasing spin. 5. Regular band.
	2352.7	21/2 ⁺	148.8				
	2598.3	23/2 ⁺	245.6				
	2925.4	25/2 ⁺	327.1	572.5	23.5(18)		
	3319.8	27/2 ⁺	394.4	722.0	16.9(14)		
	3767.5	29/2 ⁺	447.7	842.8	12.6(10)		
	4263.9	31/2 ⁺	496.4	944.4	11.2(20)		
	4793.5	(33/2 ⁺)	529.6	1026.8	8.4(16)		
	5354.4	(35/2 ⁺)	560.9	1090.2	7.9(9)		
	5907.2	(37/2 ⁺)	552.8	1112.9			
3.	3253.0	21/2 ⁻				2003Pa38 1988Hi04	1. $\pi(h_{11/2})_{K=11/2} \otimes \nu(h_{11/2}^2)$ by comparison with a similar band in ¹³¹ La isotope. 2. Tentatively assigned MR band. 3. Oblate configuration. 4. The B(M1)/B(E2) values lie between 10-20 (μ _N /eb) ² . 5. Regular band.
	3371.8	23/2 ⁻	118.8				
	3536.8	25/2 ⁻	165.0				
	3787.7	27/2 ⁻	250.9				
	4124.4	29/2 ⁻	336.7				
	4533.9	31/2 ⁻	409.5				
	5005.7	(33/2 ⁻)	471.8	882.2	17.2(28)		
	5533.3	(35/2 ⁻)	527.6	1000.6	12.8(19)		
	6107.4	(37/2 ⁻)	574.1	1101.0	8.9(11)		
	6725.6	(39/2 ⁻)	618.2	1191.9	15.2(21)		
	7337.6	(41/2 ⁻)	612.0	1230.0	15.6(32)		
4.	4108.1	(29/2 ⁻)				2003Pa38 1988Hi04	1. $\pi(g_{9/2} h_{11/2}^2) \otimes \nu(h_{11/2} g_{7/2})$ because of the backbend from band 4 to band 1 observed in the alignment plot. 2. Tentatively assigned MR band. 3. Prolate configuration. 4. The B(M1)/B(E2) values lie between 10-25 (μ _N /eb) ² . 5. Regular band.
	4252.3	(31/2 ⁻)	144.2				
	4379.1	(33/2 ⁻)	126.8				
	4575.0	(35/2 ⁻)	195.9				
	4818.8	(37/2 ⁻)	243.8	439.7			
	5115.2	(39/2 ⁻)	296.4	540.2	16.3(13)		
	5466.0	(41/2 ⁻)	350.8	647.2	20.4(40)		
	5869.6	(43/2 ⁻)	403.6	754.4	16.8(16)		
	6323.6	(45/2 ⁻)	454.0	857.6	14.1(22)		
	6824.6	(47/2 ⁻)	501.0	955.0	15.8(37)		
	7372.8	(49/2 ⁻)	548.2	1049.3	12.5(22)		
	7970.4	(51/2 ⁻)	597.6	1145.7			
	8615.1	(53/2 ⁻)	644.7	1242.2			

¹³⁵₅₉Pr₇₆

	E _{level} keV	I ^π	E _γ (M1) keV	E _γ (E2) keV	B(M1)/B(E2) (μN/eb) ²	References	Configurations and Comments:
1.	3380.6	25/2 ⁽⁻⁾				2015Ga39	1. Configuration assigned as $\pi(h_{11/2})^1 \otimes \nu(h_{11/2})^{-2}$ and $\pi(h_{11/2})^1(g_{7/2})^2 \otimes \nu(h_{11/2})^{-2}$, respectively before and after band crossing from TAC calculations. 2. $(\epsilon_2, \gamma) = (0.14, 62^\circ)$ and $(0.14, 60^\circ)$, respectively before and after band crossing at $I \approx 33/2^-$. 3. Regular band with backbending at $33/2 \hbar$.
	3530.0	27/2 ⁻	149.5				
	3863.0	29/2 ⁻	332.9				
	4292.7	31/2 ⁻	429.7	762.7	15.8(9)		
	4704.1	33/2 ⁻	410.8	840.6	19.7(10)		
	5028.6	35/2 ⁻	325.1	735.9	94.9(61)		
	5452.6	37/2 ⁻	424.0				
	5951.1	39/2 ⁻	498.5				
	6506.4	41/2 ⁽⁻⁾	555.3				
	7110.4	(43/2 ⁻)	(604.0)				

¹³⁷₅₉Pr₇₈

	E _{level} keV	I ^π	E _γ (M1) keV	E _γ (E2) keV	B(M1)/B(E2) (μN/eb) ²	Reference	Configurations and Comments:
1.	3438.4	25/2 ⁻				2007Ag13 1989Xu01	1. Configuration assigned as $\pi(h_{11/2}) \otimes \nu(h_{11/2}^{-2})$ at low spins and $\pi(h_{11/2}) \pi(g_{7/2}^2) \otimes \nu(h_{11/2}^{-2})$ near spin $37/2\hbar$. 2. Collective oblate shape ($\gamma \sim -60^\circ$) (1989Xu01) 3. Signature splitting with backbending at $35/2 \hbar$. Band crossing at $37/2 \hbar$.
	3550.3	27/2 ⁻	111.9				
	3871.3	29/2 ⁻	321.0	432.6	10.4(19)		
	4212.8	31/2 ⁻	341.5	662.5	10.5(23)		
	4696.2	33/2 ⁻	483.4	824.1	17(3)		
	5174.2	35/2 ⁻	478.0	961.7	41(7)		
	5515.6	37/2 ⁻	341.4	819.4	62(12)		
	5924.0	39/2 ⁻	408.4	749.2	33(9)		
	6389.5	41/2 ⁻	465.5	872.3	17(3)		
	6896.7	43/2 ⁻	507.2	972.1	18(3)		
	7473.4	45/2 ⁻	576.7	1083.6	13(3)		
	8130.8	47/2 ⁻	657.4	1233.7	19(5)		

¹³⁸₆₀Nd₇₈

	E _{level} keV	I ^π	E _γ (M1) keV	E _γ (E2) keV	B(M1)/B(E2) (μN/eb) ²	Reference	Configurations and Comments:
1.	5492.7	(13 ⁻)				2012Pe15 1994De11	1. Tentatively assigned as $\pi(h_{11/2})^1(d_{5/2} g_{7/2})^1 \otimes \nu h^2$ from CNS calculations (2012Pe15). 2. $(\epsilon_2, \gamma) \approx (0.15, 30^\circ)$ 3. Regular band with a small backbending at 19^- .
	5576.4	14 ⁻	83.6				
	5769.8	15 ⁻	193.4	277.0			
	6000.4	16 ⁻	230.6	424.0			
	6286.6	17 ⁻	286.2	516.7			
	6667.4	18 ⁻	380.8	667.0			
	7046.2	19 ⁻	378.8	759.6			
	7563.7	20 ⁻	517.5	896.3			
	8012.4	21 ⁻	448.7	966.2			
2.	7831.7	19 ⁽⁺⁾					
	8059.7	20 ⁽⁺⁾	228.0				
	8353.1	21 ⁽⁺⁾	293.4				
	8710.0	22 ⁽⁺⁾	356.7				
	9134.2	23 ⁽⁺⁾	424.4				
	9622.1	24 ⁽⁺⁾	487.9				
	10233.7	(25 ⁺)	611.6				

¹³⁹Nd₇₉

	E _{level} keV	I ^π	E _γ (M1) keV	E _γ (E2) keV	B(M1)/B(E2) (μ _N /eb) ²	References	Configurations and Comments:
1.	3980.3	27/2 ⁻				2011Bh07	1. Configuration assigned as $\pi(h_{11/2})^2 \otimes \nu h_{11/2}$ and $\pi(h_{11/2})^2 (g_{7/2})^2 \otimes \nu h_{11/2}$, respectively, before and after band crossing (2007Ku12). 2. $(\varepsilon_2, \varepsilon_4, \gamma) = (0.125, 0.0, 5^\circ)$ and $(0.133, 0.0, 10^\circ)$ before and after band crossing, respectively. 3. Tentatively assigned as MR band. 4. Irregular band with backbending at 33/2h.
	4293.0	29/2 ⁻	312.7			2007Ku12	
	4756.4	31/2 ⁻	463.3			2013Va10	
	5392.6	33/2 ⁻	636.2			2008Xu05	
	5695.6	35/2 ⁻	303.0				
	6070.9	37/2 ⁻	375.3				
	6490.9	39/2 ⁻	420.1				

¹⁴¹Nd₈₁

	E _{level} keV	I ^π	E _γ (M1) keV	E _γ (E2) keV	B(M1)/B(E2) (μ _N /eb) ²	References	Configurations and Comments:
1.	5648.0	27/2 ⁻				2015Ze02	1. Configuration assigned as $\pi[(h_{11/2})^2(d_{5/2}g_{7/2})^2] \otimes \nu(h_{11/2})^{-1}$, with rearrangement of (dg) protons in 5/2[413] and 3/2[411] Nilsson orbital before and after the crossing. 2. $(\varepsilon_2, \gamma) = (0.102, +10^\circ)$ changes to $(0.07, +5^\circ)$ with spin from CNS calculations. 3. Irregular band with backbending at 41/2h.
	5791.2	29/2 ⁻	143.2				
	5962.1	31/2 ⁻	170.9				
	6212.0	33/2 ⁻	249.9				
	6559.9	35/2 ⁻	347.9	598.1	27(10)		
	7018.2	37/2 ⁻	458.4	806.4	15(5)		
	7498.8	39/2 ⁻	480.6	938.8	16(5)		
	7851.5	41/2 ⁻	353.6	833.8	8(5)		
	8263.5	43/2 ⁻	411.8	765.3	> 53		
	8707.3	45/2 ⁻	443.6	856	> 47		
	9060.4	47/2 ⁻	353.2	797.1			
	9550.3	49/2 ⁻	490.3	842.7			
2.	7316.9	37/2 ⁽⁻⁾				2015Ze02	
	7547.7	39/2 ⁽⁻⁾	230.7				
	7904.6	41/2 ⁽⁻⁾	356.8				
	8372.8	43/2 ⁽⁻⁾	467.9	824.8	> 36		
	8768.7	45/2 ⁽⁻⁾	395.5	864.3	13(5)		
	9085.9	47/2 ⁽⁻⁾	317.3	713.4	70(10)		
	9497.6	49/2 ⁽⁻⁾	412.2	728.6	38(5)		
	10006.8	51/2 ⁽⁻⁾	509.2	920.6	4(2)		
	10611.5	(53/2 ⁽⁻⁾)	604.4	1114.2			
3.	9361.8	(47/2 ⁺)				2015Ze02	1. Configuration assigned as $\pi[(h_{11/2})^3(d_{5/2}g_{7/2})^1] \otimes \nu(h_{11/2})^{-1}$. 2. Regular band
	9653.8	(49/2 ⁺)	291.8				
	10066.7	(51/2 ⁺)	412.6	705	> 38		
	10591.6	(53/2 ⁺)	524.7	938	15(10)		
	11209.6	(55/2 ⁺)	618.1	1143	25(10)		
	11911.7	(57/2 ⁺)	702.2	1320	>21		

¹³⁹₆₁Pm₇₈

	E _{level} keV	I ^π	E _γ (M1) keV	E _γ (E2) keV	B(M1)/B(E2) (μ _N /eb) ²	References	Configurations and Comments:
1.	3158.0	25/2 ⁻				2011Zh47 2010Zh12	1. Tentatively assigned as πh _{11/2} ⊗ v(h _{11/2}) ⁻² based on the similar band observed in ¹⁴¹ Eu(2011Zh47).
	3262.4	27/2 ⁻	104.2			2011ZhZU	2. Tentatively assigned as MR band.
	3592.0	29/2 ⁻	329.6			2009Dh01	3. The B(M1)/B(E2) ratios for 31/2 h and 35/2 h levels are calculated using γ-intensities (2011Zh47)
	3908.7	31/2 ⁻	316.7	646.2	26.8(63)		4. Regular band with backbending at 29/2 h.
	4381.7	33/2 ⁻	473.0	790.0			
	4914.6	35/2 ⁻	533.0	1005.6	18.9(25)		
2.	5183.2	35/2 ⁻				2011ZH47 2011ZhZU	1. Tentatively assigned as πh _{11/2} ⊗ v(h _{11/2}) ⁻⁴ based on the similar band observed in ¹⁴¹ Eu.
	5407.5	37/2 ⁻	224.4			2009Dh01	2. Tentatively assigned as MR band.
	5669.6	39/2 ⁻	262.1				3. Irregular band.
	6123.9	41/2 ⁻	454.3				
	7433.8	(47/2 ⁻)	313.3				

¹³⁹₆₂Sm₇₇

	E _{level} keV	I ^π	E _γ (M1) keV	E _γ (E2) keV	B(M1)/B(E2) (μ _N /eb) ²	References	Configurations and Comments:
1.	3327.0	25/2 ⁻				2008Pa36 1996Br33	1. Configuration assigned as π(h _{11/2}) ² ⊗ v(h _{11/2}) ⁻¹ from SPAC calculations (2008Pa36).
	3445.4	27/2 ⁻	118.4			1996Ro04	2. Tentatively assigned as MR band.
	3710.3	29/2 ⁻	264.7	382.9	6.0(+105-8)		3. (ε ₂ , γ) = (0.10, 0° to - 25°).
	4047.5	31/2 ⁻	337.0	601.7	8.2(+23-11)		4. The mean lifetimes (in ps) of levels from 3708.7 keV to 5931.1 keV are 1.0(+6-3), 0.85(+21-17), 0.78(+14-10), 0.49(+12-9), 0.9(+6-3) and >1.0, respectively
	4457.0	33/2 ⁻	409.1	746.3	7.3(+38-11)		5. The B(M1) values for the transitions from 264.7 keV to 490.4 keV are 2.03(+184-37), 1.36(+57-23), 0.76(+24-12), 0.62(+26-11), 0.16(+18-4) and <0.15 μ _N ² , respectively (1996Br33).
	4929.7	35/2 ⁻	472.4	881.8	5.6(+20-10)		6. The B(E2) values for the transitions from 382.9 keV to 1003.2 keV are 0.23(+31-10), 0.16 (+8- 3), 0.09(+4-2), 0.10(+5-2), 0.03(+3-1) and < 0.06 (eb) ² , respectively (1996Br33).
	5443.2	37/2 ⁻	513.5	985.7	4.9(+26-12)		7. Regular band with backbending at 39/2 h.
	5934.6	(39/2 ⁻)	490.4	1003.2	2.7(+16-10)		

¹⁴¹Sm₇₉

	E _{level} keV	I ^π	E _γ (M1) keV	E _γ (E2) keV	B(M1)/B(E2) (μ _N /eb) ²	References	Configurations and Comments:
1.	3377 3509.6 3819.0 4265.4 4793.2 5366.2	25/2 ⁻ 27/2 ⁻ 29/2 ⁻ 31/2 ⁻ 33/2 ⁻ (35/2 ⁻)	132.6 309.4 446.4 527.8 573.0			2016Ra33 1991Ca24	<ol style="list-style-type: none"> 1. Configuration assigned as $\pi(h_{11/2})^2 \otimes \nu(h_{11/2})^{-1}$ on the basis of systematics of MR bands observed in ¹³⁹Sm and ¹⁴¹Eu and also supported by SPAC calculations. 2. $\beta_2 \approx 0.15$ using TRS calculations. 3. The mean lifetimes (in ps) of the levels from 3509.6 keV to 5366.2 keV are 2.37 (+45-39), 1.05(+21- 18), 0.72(15-13), 1.11(+23-15) and 0.40(8) respectively. 4. The B(M1) values for the transition from 132.6 keV to 573.0 keV are 2.92(+55-48), 1.54(+31-26), 0.75(+16-14), 0.29(+6-4) and 0.72(14) μ²_N, respectively. 5. Regular band.
2.	5340.6 5594.3 5940.0 6413.0 6894.4 7384.4	35/2 ⁻ 37/2 ⁻ 39/2 ⁻ 41/2 ⁽⁻⁾ 43/2 ⁽⁻⁾ 45/2 ⁽⁻⁾	253.7 345.5 473.0 481.4 490.0			2016Ra33 1991Ca24	<ol style="list-style-type: none"> 1. Configuration assigned as $\pi(h_{11/2})^2 \otimes \nu(h_{11/2})^{-3}$ on the basis SPAC calculations. 2. $\beta_2 \approx 0.15$ using TRS calculations. 3. Tentatively assigned as MR band. 4. The mean lifetimes (in ps) of the levels 5594 keV and 5940 keV are 1.88 (+40-35) and < 1.15, respectively. 5. The B(M1) values for the transition from 253.7 keV and 345.5 keV are 1.45(+31-27) and > 0.97μ²_N, respectively. 6. Regular band.

¹⁴²Sm₈₀

	E _{level} keV	I ^π	E _γ (M1) keV	E _γ (E2) keV	B(M1)/B(E2) (μ _N /eb) ²	References	Configurations and Comments:
1.	6459.3 6746.0 7131.2 7630.9 8252.4 8660.4 9167.1	16 ⁻ 17 ⁻ 18 ⁻ 19 ⁻ 20 ⁻ 21 ⁻ 22 ⁽⁻⁾	286.7 385.2 499.6 621.4 408.0 506.7			2014Ra03	<ol style="list-style-type: none"> 1. Configuration assignment as $\pi(h_{11/2})^1 \otimes \nu(h_{11/2})^{-2} \pi(g_{7/2})^{-1}$ and $\pi(h_{11/2})^1 \otimes \nu(h_{11/2})^{-2} \pi(g_{7/2})^{-3}$ before and after band crossing from SPAC calculations. 2. The mean lifetimes (in ps) of the levels from 6746.0 keV to 8660.2 keV are 1.05 (+27-21), 0.91(+25-22), 0.76 (+37-26), 1.08(+42-26) and < 0.57, respectively. Lifetimes do not include 15% systematic uncertainty from stopping powers. 3. The B(M1) values for the transition from 286.7 keV to 408.0 keV are 1.92(+51-39), 1.10(+30-27), 0.60(+30-21), 0.08(+4-2) and >1.50 μ²_N, respectively. 4. Regular band with backbending at 20 ħ.

¹⁴³Sm₈₁

	E _{level} keV	I ^π	E _γ (M1) keV	E _γ (E2) keV	B(M1)/B(E2) (μ _N /eb) ²	References	Configurations and Comments:
1.	8613.8 8853.3 9192.9 9637.7 10215.9 10943.9	43/2 ⁻ 45/2 ⁻ 47/2 ⁻ 49/2 ⁻ 51/2 ⁻ 53/2 ⁻	239.5 339.6 444.8 578.2 728.0	579.0 784.3 1023.0	12.70(+250-222) 13.33(+370-231) 20.33(+491-420) > 46.78	2018Ra14 2018Ra26 2006Ra10	1. Probable Configuration as π h ⁴ _{11/2} ⊗ ν h ⁻¹ _{11/2} π(g _{7/2} /d _{5/2}) ² using SPAC model. 2. The B(M1) values for the transition from 239.5 to 728.0 keV are 3.52(+55-42), 2.16(+34-28), 1.20(+20-16), 0.61(+10-9) and > 0.18 μ _N ² , respectively. 3. The B(E2) values for the transition from 579.0 to 1023.0 keV are 0.17(2), 0.9(+2-1) and 0.03(1) (eb) ² , respectively. 4. The mean lifetime of levels from 8853.3 to 10943.9 keV are 1.02(+16-12), 0.58(+9-8), 0.44(+7-6), 0.41(+7-6) and < 0.78 ps, respectively. 5. Regular band
2.	10080 10268.9 10621.6 11071 11586 12048.1	49/2 ⁻ 51/2 ⁻ 53/2 ⁻ 55/2 ⁻ 57/2 ⁻ 59/2 ⁽⁻⁾	188.9 352.7 449.4 515.0 462.1	542.0 802.0 965.0 977.0	5.7(12) 7.3(17) 8.3(17)	2018Ra26	1. Probable Configuration as π h ⁶ _{11/2} (g _{7/2} /d _{5/2}) ² ⊗ ν h ⁻¹ _{11/2} . 2. Tentatively assigned as MR band. 3. The B(M1) values for the transition from 188.9 to 462.1 keV are 1.17(+39-34), 0.74(+11-10), 0.80(12), 0.58(9) and > 0.63 μ _N ² , respectively. 4. The B(E2) values for the transition from 542.0 to 977.0 keV are 0.13(2), 0.11(2), 0.07(1) and > 0.05 (eb) ² , respectively. 5. The mean lifetime of level from 10268.9 to 12048.1 keV are 1.17(+33-26), 0.86(+13-12), 0.55(8), 0.43(7) and < 0.62 ps, respectively. 6. Regular band

¹⁴¹Eu₇₈

	E _{level} keV	I ^π	E _γ (M1) keV	E _γ (E2) keV	B(M1)/B(E2) (μ _N /eb) ²	References	Configurations and Comments:
1.	3075.0 3416.2 3682.5 4154.2 4844.6	27/2 ⁻ 29/2 ⁻ 31/2 ⁻ 33/2 ⁻ 35/2 ⁻	341.2 266.3 471.7 690.4	607.6 738.0 1161.9	17(+3-2) 16(+8-3) 11(+3-1)	2004Po13 2003Ma95	1. π(h _{11/2}) ⊗ ν(h _{11/2} ⁻²) from TAC calculations. 2. (ε ₂ , γ) = (0.132, 58°) (2012KuZT). 3. The mean lifetimes (in ps) of levels from 29/2 to 33/2 ħ are 1.1(+4-3), 2.5(+10-5) and 1.1(+4-3), respectively. 4. B(M1) values for the transitions from 341.2 to 471.7 keV are 0.79(+51-14), 0.75(+38-15) and 0.37(+24-6) μ _N ² , respectively. 5. B(E2) values for the transitions 607.6 and 738.0 keV are 0.041(+23-9) and 0.023(+17-5) (eb) ² , respectively. 6. Irregular band.
2.	5018.9 5189.1 5655.4 5991.7 6619.4	37/2 ⁻ 39/2 ⁻ 41/2 ⁻ 43/2 ⁻ (45/2 ⁻)	170.2 466.3 336.3 627.7	802.6	≥ 17 17(+15-2)	2004Po13 2003Ma95	1. π(h _{11/2}) ⊗ ν(h _{11/2} ⁻⁴) from TAC calculations. 2. (ε ₂ , γ) = (0.12, 58°) (2012KuZT). 3. The mean lifetimes (in ps) of levels from 41/2 to 45/2 are 0.55(+25-20), 0.8(2) and 0.29(+20-15) respectively. 4. B(M1) values for the transitions from 466.3 to 627.7 keV are 0.77(+76-13), 1.32(+69-22) and 0.50(+84-7) μ _N ² , respectively. 5. B(E2) value for the 802.6 keV transition is 6.4(+41-20) (eb) ² . 6. Irregular band.

¹⁴¹Eu₇₈

	E _{level} keV	I ^π	E _γ (M1) keV	E _γ (E2) keV	B(M1)/B(E2) (μN/eb) ²	References	Configurations and Comments:
1.	5392	(39/2 ⁺)				2003Ma95 2001Rz01	1. According to 2001Rz01, TAC model calculations are required to assign configuration. 2. Regular band with backbending at the level energy 7197 keV. 3. Spin and parity suggested by 2001Rz01 and for levels 8544 keV and 9036 keV are assumed by compilers.
	5641	(41/2 ⁺)	249				
	5976	(43/2 ⁺)	335				
	6325	(45/2 ⁺)	349	684			
	6728	(47/2 ⁺)	403	751			
	7197	(49/2 ⁺)	469	872			
	7640	(51/2 ⁺)	443	912			
	8113	(53/2 ⁺)	473	916			
	8544	(55/2 ⁺)	431	904			
	9036	(57/2 ⁺)	492	923			

¹⁴²Eu₇₉

	E _{level} keV	I ^π	E _γ (M1) keV	E _γ (E2) keV	B(M1)/B(E2) (μN/eb) ²	References	Configurations and Comments:
1.	376.3+X	10 ⁺				2019Al28 1996Pi11	1. Configuration assigned as $\pi(h_{11/2})^1 \otimes \nu((h_{11/2})^{-1})$ and $\pi(h_{11/2})^1(d_{5/2}/g_{7/2})^{-2} \otimes \nu((h_{11/2})^{-1})$ respectively, before and after backbending on the basis of TAC-CDFT calculations. 2. The mean lifetimes (in ps) of levels with spin 11 ⁺ to 20 ⁺ are 0.79(8), 0.75(+10-13), 0.40(+17-16), <0.90, 3.43(+56-49), 1.46(+22-19), 0.46(+6-5), 1.24(+32-28), <0.74 and <0.81, respectively. 3. The B(M1) values of transitions 419.6 keV to 585.0 keV are 0.55(6), 0.80(+11-14), 0.38(+16-15), >0.06, 1.50(+24-21), 1.11(+17-15), 0.45(+6-5), 0.30(+8-7), >0.06 and >0.04, respectively. 4. The B(E2) values of transitions 722.8 keV to 1368.6 keV are 55.1(+74-96), 9.1(+39-37), >10.76, 1.18(+19-17), 10.6(+16-14), 16.5(+22-18), 9.6(+25-22), >4.51 and >3.77, respectively 5. Irregular band
	795.9+X	11 ⁺	419.6				
	1099.1+X	12 ⁺	303.2	722.8			
	1668.9+X	13 ⁺	569.8	873.0			
	2130.8+X	14 ⁺	461.7	1031.5			
	2288.9+X	15 ⁺	157.8	620.3			
	2543.5+X	16 ⁺	254.6	413.0			
	3057.1+X	17 ⁺	513.7	768.5			
	3434.5+X	18 ⁺	377.2	891.1			
	4218.1+X	19 ⁺	783.4	1161.2			
	4803.1+X	20 ⁺	585.0	1368.6			
	5533.0+X	21 ⁺	730	1315			
2.	2483.9+X	13 ⁻				2019Al28 1996Pi11	1. Configuration assigned as $\pi(h_{11/2})^2(d_{5/2}/g_{7/2})^{-1} \otimes \nu((h_{11/2})^{-1})$ on the basis of TAC-CDFT calculations. 2. The mean lifetimes (in ps) of levels with spin 14 ⁻ to 21 ⁽⁻⁾ are <4.2, <3.1, 1.36(+22-24), 1.18(+17-18), 0.89(+15-13), 1.17(+25-17), 1.10(+17-15), and <0.46, respectively. 3. The B(M1) values of transitions 126.7 keV to 585.0 keV are >0.88, >1.84, 2.43(+39-43), 1.95(+28-30), 0.53(+9-8), 0.30(+6-4), 0.17(+3-2), and >0.31, respectively 4. The B(E2) values of transitions 325.0 keV to 1103.0 keV are 37.6(+61-66), 30.0(+43-46), 12.2(+21-18), 2.56(+55-37), 1.59(+25-22) and >4.94, respectively 5. Regular band.
	2610.7+X	14 ⁻	126.7				
	2751.2+X	15 ⁻	140.4				
	2935.6+X	16 ⁻	184.5	325.0			
	3153.5+X	17 ⁻	218.4	401.8			
	3547.8+X	18 ⁻	394.3	611.5			
	3973.6+X	19 ⁻	425.4	820.2			
	4514.5+X	20 ⁻	540.7	967.0			
	5076.6+X	21 ⁽⁻⁾	562.0	1103.0			

¹⁴³Eu₈₀

	E _{level} keV	I ^π	E _γ (M1) keV	E _γ (E2) keV	B(M1)/B(E2) (μ _N /eb) ²	References	Configurations and Comments:
1.	5869.4 6057.7 6333.2 6694.5 7154.2 7726.4 8263.4	35/2 ⁽⁺⁾ 37/2 ⁺ 39/2 ⁺ 41/2 ⁺ 43/2 ⁺ 45/2 ⁺ 47/2 ⁽⁺⁾		188.2 275.5 361.3 459.6 572.2 537.0		2014Ra18	<ol style="list-style-type: none"> 1. $\pi(h_{11/2})^2 \otimes v((h_{11/2})^{-2} \pi(g_{7/2})^{-1})$ from SPAC calculations. 2. Small prolate deformation ($\beta_2 \approx 0.10$) from SPAC calculations. 3. The mean lifetimes (in ps) of levels from 37/2 to 43/2 are 1.10(+20-17), 1.23(+15-12), 0.99(+14-10) and < 1.22 (effective lifetime assuming 10% side feeding), respectively. 4. B(M1) values for the transitions from 188.2 to 459.6 keV are 2.86(+52-44), 1.99(+24-19) and 1.15(+16-12) and >0.48 μ_N², respectively. 5. Regular band with backbending at 47/2 h
2.	7272.9 7500.9 7804.1 8212.9 8730.0 9295.0	41/2 ⁽⁻⁾ 43/2 ⁻ 45/2 ⁻ 47/2 ⁻ 49/2 ⁽⁻⁾ (51/2 ⁻)	228.3 303.2 408.8 517.1 565.0			2014Ra18	<ol style="list-style-type: none"> 1. $\pi(h_{11/2})^3 \otimes v((h_{11/2})^{-2} \pi(g_{7/2})^{-2})$ from SPAC calculations. 2. Small prolate deformation ($\beta_2 \approx 0.10$) from SPAC calculations. 3. The mean lifetimes (in ps) of levels from 43/2 to 49/2 are 0.79(+14-12), 0.52(+10-8), 0.63(+10-8) and < 0.55 (effective lifetime assuming 10% side feeding), respectively. 4. B(M1) values for the transitions from 228.3 to 517.1 keV are 2.93(+52-45), 1.77(+34-27) and 1.32(+21-17) and >0.75 μ_N², respectively. 5. Regular band

¹⁴²Gd₇₈

	E _{level} keV	I ^π	E _γ (M1) keV	E _γ (E2) keV	B(M1)/B(E2) (μ _N /eb) ²	Reference	Configurations and Comments:
1.	4768.2 4990.6 5184.0 5445.4 5813.1 6286.8 6620.6 7071.1 7455.1	12 ⁻ 13 ⁻ 14 ⁻ 15 ⁻ 16 ⁻ 17 ⁻ 18 ⁻ 19 ⁻ (20 ⁻)	222.3 193.3 261.4 367.7 473.7 333.8 450.5 384.0			2008Li08 2005Pa07 2002Li22	<ol style="list-style-type: none"> 1. $\pi(h_{11/2}^1 d_{5/2}^{-1}) \otimes v(h_{11/2}^{-2})$ from the TAC calculations and $\pi(h_{11/2}^1 g_{7/2}^{-1}) \otimes v(h_{11/2}^{-2})$ from SPAC model calculations. 2. The mean lifetimes (in ps) of levels from 16 to 20 are 0.50(+16-12), 0.70(+25-15), >1.5, >1.5 and >2.0, respectively. 3. B(M1) values for the transitions from 367.7 to 384.0keV are 1.65(+95-31), 0.64(+32-12), < 1, < 0.4 and < 0.5 μ_N² respectively. 4. Irregular band.
2.	5418.5 5611.1 5896.8 6271.1 6566.2 7093.2 7559.5	15 ⁻ 16 ⁻ 17 ⁻ 18 ⁻ 19 ⁻ 20 ⁻ 21 ⁻	192.6 285.6 374.4 295.1 527.0 466.4	660.2 669.3 822.3 993.4	13.1(+27-14) 9.7(+12-8) 14.0(+52-18) 8.1(+15-11)	2008Li08 2005Pa07 2002Li22 1997Su11	<ol style="list-style-type: none"> 1. $\pi(h_{11/2}^1 g_{7/2}^{-1}) \otimes v(h_{11/2}^{-2})$ from the TAC calculations. 2. Small oblate deformation ($\beta_2 \approx 0.106$) suggested from the TAC calculations. 3. Irregular band. 4. The mean lifetimes (in ps) of states from 17⁻ to 21⁻ are 1.3(5), 1.1(3), 1.6(+5-3), 0.62(13) and 0.71(+17-15), respectively. 5. B(M1) values for the transitions from 286 to 466 keV are 1.48(+156-24), 0.79(+47-13), 0.87(+37-17), 0.53(+22-8) and 0.40(+18-7) μ_N², respectively. 6. B(E2) values for the transitions from 660 to 993 keV are 5.8(+38-11), 8.8(+39-16), 3.5(+18-8) and 4.8(+23-9) (eb)², respectively.

¹⁴²₆₄Gd₇₈

	E _{level} keV	I ^π	E _γ (M1) keV	E _γ (E2) keV	B(M1)/B(E2) (μ _N /eb) ²	Reference	Configurations and Comments:
3.	5912.6 6176.7 6477.3 6858.4 7285.1 7645.4 8017.8	16 ⁺ 17 ⁺ 18 ⁺ 19 ⁺ 20 ⁺ 21 ⁺ 22 ⁺	264.0 300.7 381.1 426.9 360.4 372.3	682.1 807.6 787.4	56(+83-8) 53(+25-8) 55(+20-9)	2008Li08 2005Pa07 2002Li22	1. π(h _{11/2} ²) ⊗ v(h _{11/2} ⁻²) from the TAC calculations. 2. Small oblate deformation (β ₂ ≈ 0.063) suggested from the TAC calculations. 3. Regular band with backbending at 20 ⁺ . 4. The mean lifetimes (in ps) of states from 17 ⁺ to 22 ⁺ are 2.2(+8-5), 1.3(+4-3), 0.54(+25-15), 0.52(+20-15), 0.94(+21-16) and 0.98(+40-25), respectively. 5. B(M1) values for the transitions from 264 to 372 keV are 0.19(+11-4), 0.71(+37-14), 1.29(+95-25), 1.10(+77-20), 1.04(+38-18) and 0.91(+58-17) μ _N ² , respectively. 6. B(E2) values for the transitions from 682 to 787 keV are 1.7(+19-7), 1.8(+16-5) and 1.7(+9-4) (eb) ² , respectively.
4.	7779.3 8248.8 8592.5 9140.7 9700.3 10311.7 10989.3	22 ⁺ 23 ⁺ 24 ⁺ 25 ⁺ 26 ⁺ 27 ⁺ (28 ⁺)	469.6 343.8 548.3 559.6 611.4 677.6	812.9	13.3(+31-21)	2008Li08 2005Pa07 2002Li22	1. π(h _{11/2} ²) ⊗ v(h _{11/2} ⁻⁴) from the TAC calculations. 2. Small oblate deformation (β ₂ = 0.16). 3. Irregular band. 4. The mean lifetimes (in ps) of states from 23 ⁺ to 26 ⁺ are 0.33(11), 0.64(15), 0.35(15) and 0.27(15), respectively. 5. B(M1) values for the transitions from 470 to 560 keV are 1.22(+100-20), 1.38(+69-24), 0.56(+69-10) and 0.86(+155-12) μ _N ² , respectively. 6. B(E2) value for the transition 813 keV is 10.1(+54-19) (eb) ² .
5.	7844.0 8198.5 8637.0 8963.5 9475.0 9858.6	21 ⁻ 22 ⁻ 23 ⁻ 24 ⁻ 25 ⁻ 26 ⁻	354.5 438.6 326.5 511.3 384.4	792.3 764.6 838.2 895.0	2.2(+23-4) 2.6(+14-7) 2.3(+16-6) 2.3(+16-7)	2008Li08 2005Pa07 2002Li22	1. π(h _{11/2} ¹ g _{7/2} ⁻¹) ⊗ v(h _{11/2} ⁻⁴) from the TAC calculations. 2. Small oblate deformation (β ₂ = 0.16) suggested from the TAC calculations. 3. Irregular band. 4. The mean lifetimes (in ps) of states from 22 ⁻ to 24 ⁻ are 0.44(+20-18), 0.77(+25-20) and 1.2(+4-3), respectively. 5. B(M1) values for the transitions from 355 to 327 keV are 0.46(+55-8), 0.25(+17-5) and 0.40(+30-10) μ _N ² , respectively. 6. B(E2) values for the transitions 792 and 765 are 9.1(+64-29) and 14.4(+95-29) (eb) ² , respectively.

¹⁴³₆₄Gd₇₉

	E _{level} keV	I ^π	E _γ (M1) keV	E _γ (E2) keV	B(M1)/B(E2) (μ _N /eb) ²	Reference	Configurations and Comments:
1.	3087.2 3158.8 3248.9 3583.1 4015.3	23/2 ⁻ 25/2 ⁻ 27/2 ⁻ 29/2 ⁻ 31/2 ⁻	71.7 90.3 334.3 432.2			2001Rz01 1997Ri16 2000Li14 1998Su04	1. π(h _{11/2} ²) ⊗ v(h _{11/2} ⁻¹) by comparison with similar band in ¹⁴² Gd. 2. According to 2001Rz01, TAC model calculations are required to assign configuration. 3. Small oblate deformation. 4. Irregular band.

¹⁴³₆₄Gd₇₉

	E _{level} keV	I ^π	E _γ (M1) keV	E _γ (E2) keV	B(M1)/B(E2) (μ _N /eb) ²	Reference	Configurations and Comments:
2.	4488.8	33/2 ⁻				2001Rz01 1997Ri16 1998Su04	1. π(h _{11/2} ²) ⊗ ν(h _{11/2} ⁻³) by comparison with band 1. 2. Tentatively assigned as MR band. 3. Small oblate deformation. 4. Irregular band. 5. The level energies and the transition energies are from 1997Ri16. 6. The 949 keV E2 transition is from 2001Rz01.
	4798.6	35/2 ⁻	309.8				
	5027.0	37/2 ⁻	228.8				
	5310.0	39/2 ⁻	283.0				
	5829	(41/2 ⁻)	519				
	6259	(43/2 ⁻)	430	949			
	6979	(45/2 ⁻)	720				
	7729	(47/2 ⁻)	750				
3.	5226.3	33/2 ⁺				2001Rz01 1997Ri16 2000Li14 1998Su04	1. Irregular band. 2. Tentatively assigned as MR band. 3. B(M1)/B(E2) ≥ 10 (μ _N /eb) ² 4. The level energies and the transition energies are from 1997Ri16. 5. The 948 keV E2 transition is from 2000Li14.
	5399.7	35/2 ⁺	173.5				
	5587.4	37/2 ⁺	187.7				
	5764.0	39/2 ⁺	176.6				
	6159.4	(41/2 ⁺)	395.4				
	6590.5	(43/2 ⁺)	431.1	948			
	7108	(45/2 ⁺)	518				
	7537	(47/2 ⁺)	429				
	8037	(49/2 ⁺)	500				
	8537	(51/2 ⁺)	500				

¹⁴⁴₆₄Gd₈₀

	E _{level} keV	I ^π	E _γ (M1) keV	E _γ (E2) keV	B(M1)/B(E2) (μ _N /eb) ²	Reference	Configurations and Comments:
1.	5370.7	14 ⁺				1994Rz01	1. Tentatively assigned as π(h _{11/2} ²) _{K=10⁺} ⊗ ν(h _{11/2} ⁻²) by 1994Rz01 based on dipole rotational bands in Pb nuclei 3. Negative E2/M1 mixing ratios (δ _{E2/M1}) imply an oblate shape (β ₂ ~ -0.12). 4. Irregular band.
	5723.6	15 ⁺	352.9				
	6214.2	16 ⁺	490.6				
	6619.0	17 ⁺	404.8				
	7014.6	18 ⁺	395.6				
	7419.1	19 ⁺	404.5				
	7923.5	20 ⁺	504.4				
	8221.7	(21 ⁺)	298.2				
	8540.4	(22 ⁺)	318.7				
	8993.8	(23 ⁺)	453.4				

¹⁴⁴₆₅Tb₇₉

	E _{level} keV	I ^π	E _γ (M1) keV	E _γ (E2) keV	B(M1)/B(E2) (μ _N /eb) ²	Reference	Configurations and Comments:
1.	3515.3	16 ⁺				2014Ch22	1. Configuration assigned as π(h _{11/2}) ³ ⊗ ν(h _{11/2}) ⁻¹ from TAC-CDFT calculations. 2. (β ₂ , γ) ≈ (0.15, 35°) from TAC-CDFT calculations. 3. Irregular band.
	3789.2	17 ⁺	273.9				
	4011.9	18 ⁺	222.7				
	4423.8	19 ⁺	411.9				

¹⁴⁶Tb₈₁

	E _{level} keV	I ^π	E _γ (M1) keV	E _γ (E2) keV	B(M1)/B(E2) (μN/eb) ²	Reference	Configurations and Comments:
1.	7737.5	(23 ⁺)				2004Kr14 2004Xi01	1. Tentatively assigned as π(h _{11/2} ³ d _{5/2} ⁻²) ⊗ ν(h _{11/2} ⁻³ f _{7/2} ²) from the excitation energies and by comparison with the lower lying bands. 2. Tentatively assigned as MR band. 3. Irregular band.
	8004.0	(24 ⁺)	266.5				
	8389.2	(25 ⁺)	385.2				
	8875.2	(26 ⁺)	486.0	870.6			
	9304.5	(27 ⁺)	429.3				
	9717.9	(28 ⁺)	413.4				
	10192.5	(29 ⁺)	474.6				
	10655.6	(30 ⁺)	463.1				

¹⁴⁴Dy₇₈

	E _{level} keV	I ^π	E _γ (M1) keV	E _γ (E2) keV	B(M1)/B(E2) (μN/eb) ²	Reference	Configurations and Comments:
1.	5153.5	15 ⁻				2010Pr04 2009Su09	1. Tentatively assigned as π(h _{11/2} ¹ g _{7/2} ⁻¹) ⊗ ν(h _{11/2} ⁻²) configuration based on similar structure observed in ¹⁴² Gd. 2. Tentatively assigned as MR band (2009Su09). 3. Irregular band.
	5306.3	16 ⁻	152.6				
	5573.7	17 ⁻	267.4				
	5781.3	18 ⁻	207.6				
	5987.8	19 ⁻	206.3				
	6369.2	20 ⁻	381.3	588.0	1.1(1)		
	6872.0	21 ⁻	502.8				
	7272.5	22 ⁻	400.4	903.3	6.2(6)		
	7866.0	(23 ⁻)	593.1	994.0	7.7(11)		
	8249.2	(24 ⁻)	383.2	976.8	12.7(10)		
	8762.9	(25 ⁻)	513.7				

¹⁹⁴Tl₈₁

	E _{level} keV	I ^π	E _γ (M1) keV	E _γ (E2) keV	B(M1)/B(E2) (μN/eb) ²	References	Configurations and Comments:
1.	2516.4	16 ⁻				2012PA16 2014Ma55 2016Ma13	1. Configuration assignment as π(h _{9/2}) ² (s _{1/2}) ⁻¹ ⊗ ν(i _{13/2}) ⁻² p _{3/2} from semiclassical calculations. 2. Tentatively assigned as MR band (2012Pa16) but authors of 2014Ma55 suggest that ‘shears’ mechanism not likely involved. 3. (β ₂ , γ) ≈ (0.06, -80°) using TRS calculations. 4. Regular band.
	2679.0	17 ⁻	162.5				
	2886.1	18 ⁻	207.1				
	3213.8	19 ⁻	327.7				
	3590.7	20 ⁻	376.9				
	4019.3	21 ⁻	428.6				

¹⁹⁷Tl₈₁

	E _{level} keV	I ^π	E _γ (M1) keV	E _γ (E2) keV	B(M1)/B(E2) (μN/eb) ²	References	Configurations and Comments:
1.	3106.2	25/2 ⁺				2019Na08	1. Probable Configuration as π i _{13/2} ⊗ ν(i _{13/2} ⁻²) using TRS and SPAC calculations. 2. β ₂ ≈ 0.08, γ ≈ -72° on the basis of TRS calculations. 3. The estimated g-factors for the states 29/2 ⁺ , 31/2 ⁺ and 33/2 ⁺ are in the range of 0.57(4)-0.60(4). 4. Regular band
	3310.9	27/2 ⁺	204.7				
	3584.1	29/2 ⁺	273.1	478.0	10.4(19)		
	3946.8	31/2 ⁺	362.8	635.9	8.4(22)		
	4367.3	33/2 ⁺	420.7	782.3	6.3(5)		
	4563.9	35/2 ⁺	197.1	616.5			

$^{197}_{81}\text{Tl}_{116}$

	E_{level} keV	I^π	$E_\gamma(\text{M1})$ keV	$E_\gamma(\text{E2})$ keV	$B(\text{M1})/B(\text{E2})$ $(\mu\text{N}/\text{eb})^2$	References	Configurations and Comments:
2.	3566.1	25/2 ⁺				2019Na08	1. Probable Configuration as $\pi h_{9/2} \otimes \nu(i_{13/2}^{-3})$ (pf) ⁻¹ using TRS and SPAC calculations. 2. $\beta_2 \approx 0.05$, $\gamma \approx -30^\circ$ on the basis of TRS minima. 3. Irregular band with band crossing at $\hbar\omega = 0.22$ MeV.
	3758.1	27/2 ⁺	192.1				
	3871.4	29/2 ⁺	113.4				
	4075.9	31/2 ⁺	204.5				
	4338.1	33/2 ⁺	262.2				
	4705.6	35/2 ⁺	367.5				
	4881.8	37/2 ⁺	176.2				
	5140.1	39/2 ⁺	258.3				

$^{189}_{82}\text{Pb}_{107}$

	E_{level} keV	I^π	$E_\gamma(\text{M1})$ keV	$E_\gamma(\text{E2})$ keV	$B(\text{M1})/B(\text{E2})$ $(\mu\text{N}/\text{eb})^2$	References	Configurations and Comments:
1.	2435	31/2 ⁻				2015Ho14 2005Ba51	1. Configuration assigned as $\pi [(s_{1/2})^{-2} (h_{9/2}) i_{13/2}]_{11-} \otimes \nu[(i_{13/2})^{-1}]_{13/2+}$ from the comparison with neighboring nuclides. 2. The mean lifetime of bandhead is 32 μs (+10-2) (2005Ba51). 3. Regular band with backbending at 39/2 \hbar .
	2641.4	33/2 ⁻	206.4				
	3030.2	35/2 ⁽⁻⁾	388.8				
	3448.9	37/2 ⁽⁻⁾	418.7				
	3883.9	(39/2 ⁻)	435.0				
	4297.1	(41/2 ⁻)	413.2				
	4632.2	(43/2 ⁻)	335.1				

$^{191}_{82}\text{Pb}_{109}$

	E_{level} keV	I^π	$E_\gamma(\text{M1})$ keV	$E_\gamma(\text{E2})$ keV	$B(\text{M1})/B(\text{E2})$ $(\mu\text{N}/\text{eb})^2$	Reference	Configurations and Comments:
1.	2577.5+X	(29/2 ⁻)				1998Fo02	1. Tentatively assigned as $\pi(h_{9/2} i_{13/2} s_{1/2}^{-2})_{K=11-} \otimes \nu(i_{13/2}^{-1})$ below, and $\pi(h_{9/2} i_{13/2} s_{1/2}^{-2})_{K=11-} \otimes \nu(i_{13/2}^{-3})_{K=33/2+}$ above the bandcrossing. 2. X ~ 72 keV. 3. All E_{level} given here are approximate since E_{level} of 13/2 ⁺ state is ~ 138 keV. 4. Regular band with backbending at 39/2.
	2811.5+X	(31/2 ⁻)	234.0				
	3195.1+X	(33/2 ⁻)	383.6				
	3604.4+X	(35/2 ⁻)	409.3	792.9	23(5)		
	4030.5+X	(37/2 ⁻)	426.1	835.5	20(5)		
	4377.2+X	(39/2 ⁻)	346.7				
	4691.3+X	(41/2 ⁻)	314.1				
	4929.9+X	(43/2 ⁻)	238.6				
	5207.1+X	(45/2 ⁻)	277.2				
2.	2428.7	27/2 ⁺				1998Fo02	1. Tentatively assigned as $\pi(h_{9/2}^2 s_{1/2}^{-2})_{K=8+} \otimes \nu(i_{13/2}^{-1})$ or $\pi(i_{13/2} s_{1/2}^{-1})_{K=7+} \otimes \nu(i_{13/2}^{-1})$. 2. Tentatively assigned as MR band. 3. All E_{level} given here are approximate since E_{level} of 13/2 ⁺ state is ~ 138 keV. 4. Regular band.
	2765.9	(29/2 ⁺)	337.2				
	3141.4	(31/2 ⁺)	375.5				
	3551.3	(33/2 ⁺)	409.9				

¹⁹²Pb₁₁₀

	E _{level} keV	I ^π	E _γ (M1) keV	E _γ (E2) keV	B(M1)/B(E2) (μN/eb) ²	Reference	Configurations and Comments:
1.	4241.2	15 ⁻				1993PI02	1. Tentatively assigned as π(9/2[505] ⊗ 13/2[606]) ⊗ v(i _{13/2} ²) based on CSM-TRS calculations and by comparison with ¹⁹¹ Tl. 2. Small oblate deformation. 3. Tentatively assigned as MR band by 1993PI02. 4. The limits on B(M1)/B(E2) are by assuming that the unobserved E2 transitions are at the most half intense than the 489.5 keV γ ray in band 2. 5. Regular band with backbending at spin 21.
	4370.1	16 ⁻	128.9				
	4519.2	17 ⁻	149.1		>2.38		
	4702.3	18 ⁻	183.1		>7.69		
	4989.6	19 ⁻	287.3		>6.67		
	5276.9	20 ⁻	287.3		>16.67		
	5559.5	21 ⁻	282.6		>11.11		
	5708.6	(22 ⁻)	149.1	431.7	<20		
2.	4963.0	18 ⁻				1993PI02	1. Tentatively assigned as π(7/2[514] ⊗ 13/2[606]) ⊗ v(i _{13/2} ²) from the CSM-TRS calculations and by comparison with ¹⁹¹ Tl. 2. Small oblate deformation. 3. Tentatively assigned as MR band by 1993PI02. 4. The limits on B(M1)/B(E2) are by assuming that the unobserved E2 transitions are at the most half-intense than the 489.5 keV γ ray. 5. Regular band.
	5087.1	19 ⁻	124.1		>50		
	5286.3	20 ⁻	199.2		>4		
	5531.7	21 ⁻	245.4		>11.11		
	5871.0	22 ⁻	339.3		>12.5		
	6232.1	23 ⁻	361.1		>5.88		
	6666.0	(24 ⁻)	433.9		>4		
	7155.5	(25 ⁻)	489.5		>5.88		

¹⁹³Pb₁₁₁

	E _{level} keV	I ^π	E _γ (M1) keV	E _γ (E2) keV	B(M1)/B(E2) (μN/eb) ²	References	Configurations and Comments:
1.	2584.8+X	29/2 ⁻				1996Du18	1. π(9/2[505] ⊗ 13/2[606]) _{K=11⁻} ⊗ v(i _{13/2}) by comparison with similar bands in neighboring Pb nuclei. 2. Oblate deformation. 3. X ~ 100 keV from systematics. 4. For bandhead T _{1/2} = 9.4(7) ns and g factor = 0.68(3) (1997Ch33). 5. The mean lifetimes (in ps) for the transitions 252 and 381 keV as given in 2005G109 are 3.2(8) and ≤ 1, respectively. 6. The B(M1) values as given in 2005G109 for the transitions 252 and 381 keV are 1.1(2) and ≥ 1.4 μN ² , respectively. 7. The B(E2) value for the transition 633 keV as given in 2005G109 is ≥ 0.1 (eb) ² . 8. Regular band with backbending at 41/2. 9. 2011Ba02 propose band head spin as 27/2 ⁻ , implying that all the spins should be less by one unit in this band.
	2686.9+X	31/2 ⁻	102.1			1996Ba54	
	2939.2+X	33/2 ⁻	252.3			1997Ch33	
	3320.7+X	35/2 ⁻	381.5	633.8	28(5)	2005G109	
	3722.3+X	37/2 ⁻	401.6	783.1	22(4)	2011Ba02	
	4136.1+X	39/2 ⁻	413.8	815.4	16(6)		
	4470.6+X	41/2 ⁻	334.5	748.3			
	4828.3+X	43/2 ⁻	357.7	692.3			
	5218.6+X	45/2 ⁻	390.3				

¹⁹³Pb₁₁₁

	E _{level} keV	I ^π	E _γ (M1) keV	E _γ (E2) keV	B(M1)/B(E2) (μ _N /eb) ²	References	Configurations and Comments:
2.	4297.7+X 4387.7+X 4536.6+X 4768.6+X 5060.2+X 5425.4+X 5815.0+X 6231.1+X 6657.2+X 7089.9+X (7516.0+X) (7932.1+X)	(39/2 ⁺) (41/2 ⁺) (43/2 ⁺) (45/2 ⁺) (47/2 ⁺) (49/2 ⁺) (51/2 ⁺) (53/2 ⁺) (55/2 ⁺) (57/2 ⁺) (59/2 ⁺) (61/2 ⁺)	90.0 148.9 232.0 291.6 365.2 389.6 416.1 426.1 432.7 (426.1) (416.1)	656.8 754.7 805.6 842.2 858.8	15(3) 12(3) 15(3)	1996Du18 1998Cl06 1996Ba54	1. Tentatively assigned as π(9/2[505] ⊗ 13/2[606]) _{K=11⁻} ⊗ ν(i _{13/2} ² p _{3/2}) by comparison with similar bands in neighboring Pb nuclei. 2. Oblate deformation. 3. X ~ 100 keV from systematics. 4. The B(M1) values as given in 1998Cl06 for the transitions from 291 to 416 keV are 5.27(64), 4.32(+56-75), 4.01(+95-76) and 2.83(34) (μ _N ²), respectively. 5. The mean lifetimes (in ps) of levels having spin values from 45/2 to 51/2 as given in 1998Cl06 are 0.33(4), 0.23(+4-3), 0.21(+4-5) and 0.25(3), respectively. 6. Regular band with backbending at spin 59/2.
3.	4944.8+X 5169.1+X 5436.6+X 5762.8+X 6145.2+X	(43/2 ⁺) (45/2 ⁺) (47/2 ⁺) (49/2 ⁺) (51/2 ⁺)	224.3 267.5 326.2 382.4			1996Du18	1. π(9/2[505] ⊗ 13/2[606]) _{K=11⁻} ⊗ ν(i _{13/2} ² f _{5/2}) by comparison with similar bands in neighboring Pb nuclei. 2. Oblate deformation. 3. X ~ 100 keV from systematics. 4. Regular band.
4.	5092.7+X 5331.8+X 5597.4+X 5926.9+X 6302.5+X 6715.4+X 7154.6+X	(45/2 ⁻) (47/2 ⁻) (49/2 ⁻) (51/2 ⁻) (53/2 ⁻) (55/2 ⁻) (57/2 ⁻)	239.1 265.6 329.5 375.6 412.9 439.2			1996Du18 1996Ba54	1. Tentatively assigned as π(9/2[505] ⊗ 13/2[606]) _{K=11⁻} ⊗ ν(i _{13/2}) ³ by comparison with similar bands in neighboring Pb nuclei. 2. Oblate deformation. 3. X ~ 100 keV from systematics. 4. Regular band.
5.	5825.3+X 6001.6+X 6285.3+X 6597.2+X 6927.6+X 7312.1+X 7713.6+X	(49/2 ⁻) (51/2 ⁻) (53/2 ⁻) (55/2 ⁻) (57/2 ⁻) (59/2 ⁻) (61/2 ⁻)	176.3 283.7 311.9 330.4 384.5 401.5			1996Du18	1. Tentatively assigned as π(9/2[505] ⊗ 13/2[606]) _{K=11⁻} ⊗ ν(i _{13/2}) ³ or π(9/2[505] ⊗ 13/2[606]) _{K=11⁻} ⊗ ν(i _{13/2} h _{9/2}) ² from HF+BCS calculations. 2. X ~ 100 keV from systematics. 3. Parity assignment is based on three M1 transitions to band 1. 4. Regular band.

¹⁹⁴Pb₁₁₂

	E _{level} keV	I ^π	E _γ (M1) keV	E _γ (E2) keV	B(M1)/B(E2) (μ _N /eb) ²	References	Configurations and Comments:
1.	6416.0 6763.9 7114.7	22 ⁺ 23 ⁺ 24 ⁺	347.9 351.5			2009Ku03 2002Ka01	1. Tentatively assigned as ν{h _{11/2} ² i _{13/2} (p _{3/2} f _{5/2}) ¹ } ⊗ π(9/2[505] ⊗ 13/2[606]) _{K=11⁻} from the excitation energy, spin and parity. 2. Irregular band.
2.	4264.6 4407.8 4691.7 5052.7 5433.2 5818.0	14 ⁻ 15 ⁻ 16 ⁻ 17 ⁻ 18 ⁻ 19 ⁻	143.2 283.9 361.0 380.5 384.8	644.9 741.5 765.3	4.7(19) 6.5(30) 7.1(45)	2009Ku03	1. The configuration assigned as ν{(i _{13/2}) ⁻¹ (p _{3/2}) ¹ } ⊗ π{(h _{9/2}) ² } ₈₊ 2. Regular band.

¹⁹⁴Pb₈₂¹¹²

	E _{level} keV	I ^π	E _γ (M1) keV	E _γ (E2) keV	B(M1)/B(E2) (μ _N /eb) ²	References	Configurations and Comments:
3.	4640.7	(15 ⁺)				2009Ku03 2002Ka01 1993Me12	1. The configuration $v\{(i_{13/2})^{-2}\} \otimes \pi\{(h_{9/2})^2\}_{8+}$ and $v\{(i_{13/2})^{-4}\} \otimes \pi\{(h_{9/2})^2\}_{8+}$ are assigned before and after band crossing. 2. Regular band with backbending at I= 22h.
	4725.7	16 ⁺	85				
	4888.3	17 ⁺	162.6				
	5121.1	18 ⁺	232.8				
	5409.2	19 ⁺	288.1				
	5756.8	20 ⁺	347.6	635.7	48(25)		
	6131.0	21 ⁺	374.2	721.8	8.9(39)		
	6527.8	22 ⁺	396.8	771.0	12.9(61)		
	6905.0	(23 ⁺)	377.2				
	7276.5	(24 ⁺)	371.5				
	7637.5	(25 ⁺)	361.0				
4.	4642.6	15 ⁺				2009Ku03 2002Ka01 1998Ka59 1995Ka19	1. The configuration $v\{(i_{13/2})^{-1}(p_{3/2})^1\} \otimes \pi(9/2[505] \otimes 13/2[606])_{K=11^-}$ and $v\{(i_{13/2})^{-3}(p_{3/2})^1\} \otimes \pi(9/2[505] \otimes 13/2[606])_{K=11^-}$ are assigned before and after band crossing. 2. Regular band with backbending at I =20h.
	4700.9	(16 ⁺)	58.3				
	4766.4	17 ⁺	65.5				
	5629.2	20 ⁺	396.8	699.8	31(10)		
	6005.5	21 ⁺	376.3	773.1	18.6(62)		
	6368.9	22 ⁺	363.4	739.7	16.7(58)		
	6629.6	23 ⁺	260.7	624.1	52(26)		
	6841.9	24 ⁺	212.3				
	7069.5	25 ⁺	227.6				
	7336.3	26 ⁺	266.8				
	7643.2	27 ⁺	306.9				
	8004.0	28 ⁺	360.8				
	8398.1	29 ⁺	394.1				
	8819.0	(30 ⁺)	420.9				
	9260.6	(31 ⁺)	440.9				
	9722.6	(32 ⁺)	462.0				
	10206.8	(33 ⁺)	484.2				
5.	4985.7	17 ⁻				2009Ku03 2002Ka01 1993Me12 1994Po08 1995Ka19 1998Cl06 1998Ka59	1. The configuration $v\{(i_{13/2})^{-2}\} \otimes \pi(9/2[505] \otimes 13/2[606])_{K=11^-}$ and $v\{(i_{13/2})^{-4} \otimes \pi(9/2[505] \otimes 13/2[606])_{K=11^-}$ are assigned before and after band crossing. 2. Regular band with backbending at I=26h. 3. The B(M1) values as given in 1998Cl06 for the transitions from 260 to 417 keV are 9.79(+255 -170), 5.86(+56-56), 5.13(+114-143) and 3.90(87) (μ _N ²), respectively. 4. The mean lifetimes of levels having spin values from 20 to 23 as given in 1998Cl06 are 0.23(+4-6), 0.21(2), 0.18(+5-4) and 0.18(4) ps, respectively.
	5105.2	18 ⁻	119.5				
	5250.2	19 ⁻	145.0				
	5447.2	20 ⁻	197.0				
	5707.4	21 ⁻	260.2				
	6043.4	22 ⁻	336.0	596.2	10.7(39)		
	6419.4	23 ⁻	376.0	712.0	14.4(54)		
	6836.2	24 ⁻	416.8	792.8	13.9(59)		
	7260.2	25 ⁻	424.0	840.8	13.6(70)		
	7702.0	26 ⁻	441.8	865.8	10.8(53)		
	8130.5	27 ⁻	428.5				
	8515.4	(28 ⁻)	384.9				
	8882.4	(29 ⁻)	367.0				
	9254.9	(30 ⁻)	372.5				
6.	5993.0	20 ⁻					
	6122.2	21 ⁻	129.2				
	6318.5	22 ⁻	196.3				
	6527.0	23 ⁻	208.5				
	6797.0	24 ⁻	270.0				
	7125.9	25 ⁻	328.9				
	7488.9	26 ⁻	363.0				
	7861.9	27 ⁻	373.0				
	8258.7	28 ⁻	396.8				
	8646.6	29 ⁻	387.9				
	9038.1	(30 ⁻)	391.5				
	9439.1	(31 ⁻)	401.0				

¹⁹⁴Pb₈₂¹¹²

	E _{level} keV	I ^π	E _γ (M1) keV	E _γ (E2) keV	B(M1)/B(E2) (μ _N /eb) ²	References	Configurations and Comments:
7.	6307.9	(21 ⁻)				2009Ku03 2002Ka01	1. The configuration $v\{(i_{13/2})^{-2}(p_{3/2}f_{5/2})^1\} \otimes \pi\{(h_{9/2})^2\}_{8+}$ 2. Regular band
	6510.0	(22 ⁻)	202.1				
	6758.8	(23 ⁻)	248.8				
	7034.8	(24 ⁻)	276.0				
	7351.9	(25 ⁻)	317.1				
	7715.1	(26 ⁻)	363.2				
	8100.0	(27 ⁻)	384.9				
	8513	(28 ⁻)	413.0				
8.	X	I				2009Ku03	1. The configuration $v\{(i_{13/2})^{-1}(f_{5/2})^1\} \otimes \pi(9/2[505] \otimes 13/2[606])_{K=11^-}$ and $v\{(i_{13/2})^{-3}(f_{5/2})^1\} \otimes \pi(9/2[505] \otimes 13/2[606])_{K=11^-}$ are assigned before and after band crossing. 2. Irregular band. 3. Most probable spin and parity of first observed level is 16 ⁺ or 17 ⁺ .
	X+154.6	I+1	154.6				
	X+456.4	I+2	301.8				
	X+857.8	I+3	401.4				
	X+1245.5	I+4	387.7				
	X+1643.0	I+5	397.5				
	X+1928.8	I+6	285.8				
	X+2152.1	I+7	223.3				
	X+2395.0	I+8	242.9				

¹⁹⁵Pb₈₂¹¹³

	E _{level} keV	I ^π	E _γ (M1) keV	E _γ (E2) keV	B(M1)/B(E2) (μ _N /eb) ²	References	Configurations and Comments:
1.	2968.3	27/2 ⁻				1996Ka15 1995Fa19	1. $\pi(9/2[505] \otimes 13/2[606])_{K=11^-} \otimes v(i_{13/2})$ by comparison with the neighboring ¹⁹⁴ Pb and ¹⁹⁵ Tl. 2. Oblate shape 3. Parities are from 1995Fa19. 4. Irregular band with backbending at the top of the band.
	3098.0	29/2 ⁻	129.7				
	3362.0	31/2 ⁻	264.0				
	3734.7	33/2 ⁻	372.7	637.0	16(4)		
	4119.9	35/2 ⁻	385.2	757.7	18(3)		
	4566.2	(37/2 ⁻)	446.3	832.0	13(3)		
	4966.8	(39/2 ⁻)	400.6				
2.	5123.6	(39/2 ⁻)					
	5270.4	(41/2 ⁻)	146.8				
	5467.7	(43/2 ⁻)	197.3				
	5702.5	(45/2 ⁻)	234.8				
	6308.1	(49/2 ⁻)	329.7				
	6674.2	(51/2 ⁻)	366.1				
	7090.8	(53/2 ⁻)	416.6				
	7536.8	(55/2 ⁻)	(446.0)				
3.	4465.6	(33/2 ⁻)				1996Ka15 1995Fa19	1. $\pi(9/2[505] \otimes 13/2[606])_{K=11} \otimes v(i_{13/2}^2(f_{5/2}/p_{3/2})^1)$ at low spin and $\pi(9/2[505] \otimes 13/2[606])_{K=11} \otimes v(i_{13/2}^4(f_{5/2}/p_{3/2})^1)$ at high spin, by comparison with a similar band of ¹⁹⁴ Pb. 2. Oblate shape (β ₂ ~ -0.15). 3. Regular band with backbending at the top of the band. 4. Parities are from 1995Fa19.
	4560.4	(35/2 ⁻)	94.8				
	4693.9	(37/2 ⁻)	133.5				
	4866.5	(39/2 ⁻)	172.6				
	5108.1	(41/2 ⁻)	241.6				
	5412.9	(43/2 ⁻)	304.8				
	5770.9	(45/2 ⁻)	358.0	663.0	17(4)		
	6144.7	(47/2 ⁻)	373.8	732.0	23(5)		
	6529.5	(49/2 ⁻)	384.8	759.0	13(3)		
	6907.2	(51/2 ⁻)	377.7	763.0	10(3)		
	7281.2	(53/2 ⁻)	374.0				

¹⁹⁶Pb₈₂¹¹⁴

	E _{level} keV	I ^π	E _γ (M1) keV	E _γ (E2) keV	B(M1)/B(E2) (μ _N /eb) ²	References	Configurations and Comments:
1.	4385.0	14 ⁻				2002Si20	1. $\pi(h_{9/2}^2)_{K=8^+} \otimes v[i_{13/2}^{-1}(p_{3/2}f_{5/2})^1]$ before and $\pi(h_{9/2}^2)_{K=8^+} \otimes v[i_{13/2}^{-3}(p_{3/2}f_{5/2})^1]$ after the band crossing from the TAC calculations. 2. Oblate deformation ($ \beta_2 < 0.1$). 3. Irregular band with backbending at 19 ⁻ .
	4561.2	15 ⁻	176.2				
	4864.4	16 ⁻	303.2				
	5212.3	17 ⁻	347.9	651.1	12(4)		
	5558.8	18 ⁻	346.5	694.4	14(4)		
	5896.2	19 ⁻	337.4	683.9	9(3)		
	6160.3	20 ⁻	264.1				
	6369.3	21 ⁻	209.0				
	6602.1	22 ⁻	232.8				
	6881.3	23 ⁻	279.2				
	7211.7	24 ⁻	330.4				
	7564.0	25 ⁻	352.3				
	7940.5	26 ⁻	376.5				
	8383.1	27 ⁻	442.6				
	8850.8	28 ⁻	467.7				
	9374.5	29 ⁻	523.7				
2.	4658.2	14 ⁺				2002Si20	1. $\pi(h_{9/2}^2)_{K=8^+} \otimes v(i_{13/2}^{-2})$ before and $\pi(h_{9/2}^2)_{K=8^+} \otimes v(i_{13/2}^{-4})$ after the band crossing from the TAC calculations. 2. Oblate deformation ($ \beta_2 < 0.1$). 3. Regular band that becomes irregular after 20 ⁺ .
	4748.2	15 ⁺	90.0				
	4852.5	16 ⁺	104.3				
	5035.2	17 ⁺	182.7				
	5283.3	18 ⁺	248.1				
	5577.2	19 ⁺	293.9	542.0	15(4)		
	5934.0	20 ⁺	356.8	650.7	13(3)		
	6294.1	21 ⁺	360.1	716.9	<16		
	6689.7	22 ⁺	395.6	755.7	17(5)		
	7074.4	23 ⁺	384.7	780.3	16(5)		
	7465.0	24 ⁺	390.6	775.3	14(5)		
	7825.6	25 ⁺	360.6	751.2			
	8166.3	26 ⁺	340.7				
	8516.7	27 ⁺	350.4				
3.	4995.4	17 ⁺				2002Si20	
	5188.1	18 ⁺	192.7			2002Si29	
	5502.6	19 ⁺	314.5	507.2	16(4)	2001Ke12	
	5877.2	20 ⁺	374.6	689.1	19(4)	1996Ba53	
	6232.5	21 ⁺	355.3	729.9	21(4)	1993Hu01	
	6574.1	22 ⁺	341.6	696.9	19(5)	1995Mo01	
	6817.7	23 ⁺	243.6	585.2	47(12)	1998Cl06	
	7027.5	24 ⁺	209.8	453.4	42(13)		
	7266.9	25 ⁺	239.4	449.2			
	7553.0	26 ⁺	286.1	525.5			
	7891.7	27 ⁺	338.7	624.8	25(7)		
	8289.4	28 ⁺	397.7	736.4	19(5)		
	8738.1	29 ⁺	448.7	846.4	17(5)		
	9228.3	30 ⁺	490.2	938.9	21(7)		
	9754.7	31 ⁺	526.4	1016.6	23(8)		
	10310.6	32 ⁺	555.9	1082.3	16(8)		
	10883.7	33 ⁺	573.1	1129.0			
	11456.3	34 ⁺	572.6	1145.7			
	12023.0	35 ⁺	566.7				
	12585.5	36 ⁺	562.5				

¹⁹⁶Pb₈₂¹¹⁴

	E _{level} keV	I ^π	E _γ (M1) keV	E _γ (E2) keV	B(M1)/B(E2) (μN/eb) ²	References	Configurations and Comments:
4.	5155.3	16 ⁻				2002Si20 2002Vy02 1995Mo01 1993Hu01 1996Ba53	<ol style="list-style-type: none"> 1. $\pi(i_{13/2}h_{9/2})_{K=11^-} \otimes \nu(i_{13/2}^{-2})$ before and $\pi(i_{13/2}h_{9/2})_{K=11^-} \otimes \nu(i_{13/2}^{-4})$ after the band crossing from the TAC calculations. 2. Oblate deformation ($\beta_2 < 0.1$). 3. Regular band with backbending at 26⁻. 4. The value of deformation parameter $\beta_2 = -0.13$ is based on experimental measurement of Q for 11⁻ level by 2002Vy02. 5. The mean lifetimes (in ps) of levels having spin values from 23⁻ to 28⁻ as given in 1995Mo01 are ≤ 0.4, 0.21(+15-12), 0.17(+12-8), 0.39(11), 0.47(+10-14) and 0.23(9), respectively.
	5236.0	17 ⁻	80.7				
	5342.9	18 ⁻	106.9				
	5480.9	19 ⁻	138.0				
	5684.8	20 ⁻	203.9				
	5952.6	21 ⁻	267.8	471.7	24(6)		
	6284.4	22 ⁻	331.8	599.6	33(9)		
	6651.4	23 ⁻	367.0	698.8	20(5)		
	7043.6	24 ⁻	392.2	759.2	19(5)		
	7441.3	25 ⁻	397.7	789.9	17(4)		
	7849.4	26 ⁻	408.3	805.8	15(4)		
	8222.8	27 ⁻	373.4	781.5	29(8)		
	8556.3	28 ⁻	333.5	706.9	38(9)		
	8892.8	29 ⁻	336.5	670.0	27(10)		
	9251.3	30 ⁻	358.5	695.0	16(5)		
	9646.8	31 ⁻	395.5	754.0	14(5)		
	10088.9	32 ⁻	442.1	837.6	11(4)		
10578.3	33 ⁻	489.4					
11111.8	34 ⁻	533.5					
11683.1	35 ⁻	571.3					
12282.6	36 ⁻	599.5					
5.	5265.4	16 ⁻				2002Si20	<ol style="list-style-type: none"> 1. Irregular band showing a different behavior than the other MR bands. Due to its irregularity the MR assignment to this band is uncertain. 2. No configuration assigned by 2002Si20.
	5381.1	17 ⁻	115.7				
	5658.6	18 ⁻	277.5				
	5870.6	19 ⁻	212.0				
	6196.7	20 ⁻	326.1				
	6498.9	21 ⁻	302.2				
	6857.9	22 ⁻	359.0				
	7213.5	23 ⁻	355.6				
	7593.2	24 ⁻	379.7				
6.	5886.6	18 ⁻				2002Si20 1996Ba53 1993Hu01 1995Mo01	<ol style="list-style-type: none"> 1. Tentatively assigned as $\pi(i_{13/2}h_{9/2})_{K=11^-} \otimes \nu[i_{13/2}^{-2}(p_{3/2}f_{5/2})^2]$ before and $\pi(i_{13/2}h_{9/2})_{K=11^-} \otimes \nu[i_{13/2}^{-2}(p_{3/2}f_{5/2})^4]$ after the band crossing by comparison with the configuration of band 4 and the alignment properties. 2. Oblate deformation ($\beta_2 < 0.1$). 3. Regular band with backbending at 26⁻.
	6041.6	19 ⁻	155.0				
	6185.3	20 ⁻	143.7				
	6349.4	21 ⁻	164.1				
	6557.7	22 ⁻	208.3				
	6807.9	23 ⁻	250.2				
	7117.0	24 ⁻	309.1				
	7492.1	25 ⁻	375.1				
	7896.5	26 ⁻	404.4				
	8271.3	27 ⁻	374.8				
	8666.3	28 ⁻	395.0				
	9070.4	29 ⁻	404.1	799.1	19(5)		
	9498.4	30 ⁻	428.0				
	9951.0	31 ⁻	452.6	880.6	14(5)		
10438.6	32 ⁻	487.6					
10956.2	33 ⁻	517.6					

¹⁹⁶Pb₈₂¹¹⁴

	E _{level} keV	I ^π	E _γ (M1) keV	E _γ (E2) keV	B(M1)/B(E2) (μ _N /eb) ²	References	Configurations and Comments:
7.	6780.1 7041.8 7336.7 7634.6 7977.5 8356.9 8769.2 9201.7 9645.4 10099.4 10568.0 11059.4 11585.6	22 ⁺ 23 ⁺ 24 ⁺ 25 ⁺ 26 ⁺ 27 ⁺ 28 ⁺ 29 ⁺ 30 ⁺ 31 ⁺ 32 ⁺ 33 ⁺ 34 ⁺		261.7 294.9 297.9 342.9 379.4 412.3 432.5 443.7 454.0 468.6 491.4 526.2		2002Si20 2002Si29 1995Mo01 1996Ba53	<ol style="list-style-type: none"> 1. Tentatively assigned as $\pi(i_{13/2}h_{9/2})_{\kappa=11^-} \otimes \nu[i_{13/2}^{-3}(p_{3/2}f_{5/2})^1]$ before and $\pi(i_{13/2}h_{9/2})_{\kappa=11^-} \otimes \nu[i_{13/2}^{-2}(p_{3/2}f_{5/2})^4]$ after the gain in alignment at a frequency around 0.45 MeV by comparison with the configuration of band 3 and a similar band in ¹⁹⁴Pb. 2. Oblate deformation ($\beta_2 < 0.1$). 3. The bandhead could have been one of the 21⁺ states at 6534.1 and 6589.7 keV also. 4. The mean lifetimes (in ps) of levels from 26⁺ to 31⁺ as given in 2002Si29 are 0.17(3), 0.15(+3-2), 0.13(+3-2), 0.14(+3-2), 0.11(2) and 0.13(+3-2), respectively. 5. B(M1) values for the transitions from 343 to 454 keV as given in 2002Si29 are 6.30(111), 5.60(+75-112), 5.24(+81-121), 4.30(+61-92), 5.12(93) and 4.08(+63-94) μ_N², respectively.
8.	7912.0 8201.0 8540.3 8939.8 9403.9 9917.1 10461.7 11027.9 11625.1	26 ⁽⁺⁾ 27 ⁽⁺⁾ 28 ⁽⁺⁾ 29 ⁽⁺⁾ 30 ⁽⁺⁾ 31 ⁽⁺⁾ 32 ⁽⁺⁾ 33 ⁽⁺⁾ 34 ⁽⁺⁾	289.0 339.3 399.5 464.1 513.2 544.6 566.2 597.2			2002Si20 2002Si29	<ol style="list-style-type: none"> 1. Tentatively assigned as $\pi(i_{13/2}h_{9/2})_{\kappa=11^-} \otimes \nu[i_{13/2}^{-3}(p_{3/2}f_{5/2})^1]$ by comparison with the configuration of band 3 and with the similar decay pattern between the similar bands in ¹⁹⁹Pb. 2. Oblate deformation ($\beta_2 < 0.1$). 3. The mean lifetimes (in ps) of levels from 27⁽⁺⁾ to 31⁽⁺⁾ as given in 2002Si29 are 0.23(4), 0.15(+3-2), 0.13(2), 0.14(+3-2) and 0.14(3), respectively. 4. B(M1) values for the transitions from 289 to 513 keV as given in 2002Si29 are 6.84(119), 7.37(+98-147), 5.68(+87), 3.57(+51-77), and 2.72(58) μ_N², respectively.
9.	X 150.3+X 331.3+X 529.9+X 774.2+X 1071.9+X 1420.7+X 1783.5+X 2177.1+X 2590.8+X 3011.6+X 3435.3+X 3893.1+X 4386.6+X (4906.8+X)		150.3 181.0 198.6 244.3 297.7 348.8 362.8 393.6 413.7 420.8 423.7 457.8 493.5 (520.2)			2002Si20 2002Si29	<ol style="list-style-type: none"> 1. Tentatively assigned as $\pi(i_{13/2}h_{9/2})_{\kappa=11^-} \otimes \nu(i_{13/2}^{-2})$ before and $\pi(i_{13/2}h_{9/2})_{\kappa=11^-} \otimes \nu[i_{13/2}^{-2}(p_{3/2}f_{5/2})^2]$ after the band crossing at a frequency around 0.42 MeV by comparison with the configuration of band 4. 2. Oblate deformation ($\beta_2 < 0.1$). 3. Bandhead spin tentatively assigned as 17⁻ from the decay pattern. 4. The mean lifetimes (in ps) of levels having transitions 349, 363, 414 and 424 keV as given in 2002Si29 are 0.16(+4-3), 0.15(3), 0.20(4), and 0.16(3), respectively. 5. B(M1) values for the transitions 349, 363, 414 and 424 keV as given in 2002Si29 are 6.45(+119-159), 6.26(125), 3.38(56) and 3.97(75) μ_N², respectively.

	E _{level} KeV	I ^π	E _γ (M1) KeV	E _γ (E2) keV	B(M1)/B(E2) (μ _N /eb) ²	References	Configurations and Comments:
1.	3283.4	27/2 ⁻				2001Go06	<p>1. $\pi(h_{9/2}i_{13/2})_{K=11^-} \otimes \nu(i_{13/2}^{-1})$ below crossing, $\pi(h_{9/2}i_{13/2})_{K=11^-} \otimes \nu(i_{13/2}^{-3})$ above the first band crossing and $\pi(h_{9/2}i_{13/2})_{K=11^-} \otimes \nu(i_{13/2}^{-3} (f_{5/2}p_{3/2})^{-2})$, above second crossing by comparison with the similar band in neighboring Pb isotopes and from the TAC model calculations.</p> <p>2. Small oblate deformation.</p> <p>3. Regular band showing a backbend at 41/2.</p> <p>4. The mean lifetimes (in ps) of levels from 3436 to 5707 keV as given in 2001Co19 are 1.1(3), 0.71(19), 0.60(16), 0.49(15), 1.0(5), 0.8(4), 0.7(2) and 0.8(3), respectively and that for levels from 6238 to 7257 keV as given in 1998Cl06 are 0.40(2), 0.29(+3-2), 0.17(+2-1) and 0.17(+2-1), respectively.</p> <p>5. The B(M1) values for the transitions from 153 to 228 keV as given in 2001Co19 are 3.8(9), 2.5(4), 1.6(3), 1.8(4), 0.8(4), 1.1(4), 2.1(5) and 3.1(12) (μ_N²), respectively and that for transitions from 285 to 353 keV as given in 1998Cl06 are 4.59(23), 4.53(+31-47), 7.05(+41-83) and 6.35 (+37-75) (μ_N²), respectively.</p>
	3436.0	29/2 ⁻	152.6			2001Co19	
	3706.5	31/2 ⁻	270.5			1999Po13	
	4065.6	33/2 ⁻	359.1	629.8	30(11)	1995Ba35	
	4435.4	35/2 ⁻	369.8	729.0	26(8)	1992Ku06	
	4820.4	37/2 ⁻	385.0	754.9	21(6)	1994Cl01	
	5185.6	39/2 ⁻	365.2	750.2	21(6)	1998Cl06	
	5479.4	41/2 ⁻	293.8	659.2	54(21)		
	5707.0	43/2 ⁻	227.6	521.7	35(11)		
	5952.4	45/2 ⁻	245.4	473.2	57(29)		
	6237.6	47/2 ⁻	285.2	531.0	33(15)		
	6564.8	49/2 ⁻	327.2	612.4	25(10)		
	6903.7	51/2 ⁻	338.9	666.1	84(43)		
	7257.0	53/2 ⁻	353.3	692.1	68(34)		
	7659.8	55/2 ⁻	402.8	756.0	46(23)		
	8120.1	57/2 ⁻	460.3	862.8	41(20)		
	8635.2	59/2 ⁻	515.1	975.1	16(6)		
	9197.8	61/2 ⁻	562.6	1077.4	18(8)		
	9793.8	63/2 ⁻	596.0	1158.1	57(29)		
	10405.5	65/2 ⁻	611.7	1207.4	47(25)		
2.	4794.0	37/2 ⁺				2001Go06	<p>1. $\pi(h_{9/2}i_{13/2})_{K=11^-} \otimes \nu(i_{13/2}^{-2}f_{5/2}^{-1})$ below and $\pi(h_{9/2}i_{13/2})_{K=11^-} \otimes \nu(i_{13/2}^{-4}f_{5/2}^{-1})$ above the bandcrossing from the TAC model calculations.</p> <p>2. Small oblate deformation.</p> <p>3. The mean lifetimes (in ps) for the transitions from 151.3 to 266.7 keV as given in 1994Cl01 are 1.8(8), 0.9(4) and 1.2(3), and from 337 to 467 keV as given in 1998Cl06 are 0.17(3), 0.13(+3-2), 0.16(2) and 0.28(+5-6), respectively.</p> <p>4. The B(M1) values as given in 1994Cl01 for the transitions from 151 to 267 keV are 2.32(+232-77), 3.66(+220-100) and 1.78(+118-51) (μ_N²), respectively, and that for transitions from 337 to 467 keV, as given in 1998Cl06 are 7.18(127), 5.88(+90-136), 3.72 (47) and 1.90(+41-34) (μ_N²), respectively.</p>
	4906.4	39/2 ⁺	112.4			1999Po13	
	5057.7	41/2 ⁺	151.3			1995Ba35	
	5258.3	43/2 ⁺	200.6			1992Ku06	
	5525.0	45/2 ⁺	266.7			1993Hu08	
	5861.7	47/2 ⁺	336.7			1994Cl01	
	6265.6	49/2 ⁺	403.9	740.7	85(47)	1998Cl06	
	6711.7	51/2 ⁺	446.1	849.9	28(11)		
	7178.8	53/2 ⁺	467.1	913.3	38(17)		
	7612.5	55/2 ⁺	433.7	900.6	65(35)		
	7983.9	57/2 ⁺	371.4				
	8371.5	59/2 ⁺	387.6				
	8794.1	61/2 ⁺	422.6				
	9245.8	63/2 ⁺	451.7				
	9722.9	65/2 ⁺	477.1				
3.	5232.6	39/2 ⁽⁺⁾				2001Go06	
	5395.3	41/2 ⁽⁺⁾	162.7			1995Ba35	
	5614.1	43/2 ⁽⁺⁾	218.8			1999Po13	
	5878.8	45/2 ⁽⁺⁾	264.7				
	6195.4	47/2 ⁽⁺⁾	316.6				
	6558.7	49/2 ⁽⁺⁾	363.3				
	6912.5	51/2 ⁽⁺⁾	353.8				
	7286.4	53/2 ⁽⁺⁾	373.9				
	7677.5	55/2 ⁽⁺⁾	391.1				
	8067.7	57/2 ⁽⁺⁾	390.2				
	8438.7	59/2 ⁽⁺⁾	371.0				
	8830.5	61/2 ⁽⁺⁾	391.8				

¹⁹⁷Pb₈₂115

	E _{level} KeV	I ^π	E _γ (M1) KeV	E _γ (E2) keV	B(M1)/B(E2) (μN/eb) ²	References	Configurations and Comments:
4.	6014.1	43/2 ⁻				2001Go06	1. $\pi(h_{9/2}i_{13/2})_{K=11^-} \otimes \nu(i_{13/2}^{-3} f_{5/2}^{-2})$, by comparison with band 1 and TAC calculations. 2. Small oblate deformation. 3. Regular band.
	6202.1	45/2 ⁻	188.0				
	6407.9	47/2 ⁻	205.8				
	6659.3	49/2 ⁻	251.4				
	6993.4	51/2 ⁻	334.1				
	7406.6	53/2 ⁻	413.2				
	7859.5	55/2 ⁻	452.9	866.1	27(10)		
	8352.7	57/2 ⁻	493.2	946.1	23(9)		
	8878.1	59/2 ⁻	525.4				
	9441.0	61/2 ⁻	562.9				
	10022.9	63/2 ⁻	581.9				
5.	6262.6	45/2 ⁽⁺⁾				2001Go06	1. $\pi(h_{9/2}i_{13/2})_{K=11^-} \otimes \nu(i_{13/2}^{-2} (f_{5/2}p_{3/2})^{-3})$, by comparison with band 1, 4 and TAC calculations. 2. Small oblate deformation. 3. Regular band.
	6517.9	47/2 ⁽⁺⁾	255.3				
	6806.5	49/2 ⁽⁺⁾	288.6				
	7147.2	51/2 ⁽⁺⁾	340.7				
	7550.8	53/2 ⁽⁺⁾	403.6				
	8015.4	55/2 ⁽⁺⁾	464.6	868.2	54(23)		
	8516.6	57/2 ⁽⁺⁾	504.2	968.8	17(8)		
	9041.4	59/2 ⁽⁺⁾	521.8				
	9581.3	61/2 ⁽⁺⁾	539.9				

¹⁹⁸Pb₈₂116

	E _{level} keV	I ^π	E _γ (M1) keV	E _γ (E2) keV	B(M1)/B(E2) (μN/eb) ²	References	Configurations and Comments:
1.	4882.7	(14 ⁺)				2001Go06 1993Cl05 1992Wa20 1994Cl01 1997Cl03	1. Tentatively assigned as $\pi(h_{9/2}i_{13/2})_{K=11^-} \otimes \nu(i_{3/2}^{-1} f_{5/2}^{-1})$ before, $\pi(h_{9/2}i_{13/2})_{K=11^-} \otimes \nu(i_{13/2}^{-3} f_{5/2}^{-1})$ above first band crossing and $\pi(h_{9/2}i_{13/2})_{K=11^-} \otimes \nu(i_{3/2}^{-3} (f_{5/2}p_{3/2})^{-3})$ above the second band crossing from TAC calculations and by comparison with similar bands in neighboring Pb isotopes. 2. Nearly oblate shape. 3. The mean lifetimes (in ps) for the transitions from 207 to 506 keV as given in 1994Cl01 are 2.1(4), 0.85(30), 1.1(6), 0.58(15), 0.36(10), 0.20(4), 0.099(25) and 0.052(11), respectively. 4. B(M1) values for the transitions from 207 to 506 keV as given in 1994Cl01 are 1.32(+32-21), 2.64(+140-70), 1.41(+176-53), 1.94(+88-53), 2.11(+88-53), 2.82 (+88-53), 4.58(+158-88) and 6.51(+194-158) (μN ²), respectively. 5. Regular band.
	4975.7	(15 ⁺)	93.0				
	5092.2	(16 ⁺)	116.5				
	5248.9	(17 ⁺)	156.7				
	5476.5	(18 ⁺)	227.6				
	5812.5	(19 ⁺)	336.0				
	6241.0	(20 ⁺)	428.5				
	6659.4	(21 ⁺)	418.4				
	6866.8	(22 ⁺)	206.5				
	7073.3	(23 ⁺)	206.5				
	7311.0	(24 ⁺)	237.7				
	7590.5	(25 ⁺)	279.5				
	7916.1	(26 ⁺)	325.6				
	8290.5	(27 ⁺)	374.4	700.2	76(41)		
	8712.2	(28 ⁺)	421.7	796.1	>91		
	9175.8	(29 ⁺)	463.6	885.3	>79		
	9681.1	(30 ⁺)	505.3	968.9	68(34)		
	10230.5	(31 ⁺)	549.4	1054.6	40(24)		
	10820.8	(32 ⁺)	590.3	1139.7	>35		
	11438.5	(33 ⁺)	617.7	1208.0	9(5)		
	12059.5	(34 ⁺)	621.0	1238.7	>16		
	12699.0	(35 ⁺)	639.5				

¹⁹⁸Pb₈₂¹¹⁶

	E _{level} keV	I ^π	E _γ (M1) keV	E _γ (E2) keV	B(M1)/B(E2) (μN/eb) ²	References	Configurations and Comments:
2.	6518.9 6734.2 7016.7 7360.4 7778.9 8255.5 8739.4 9154.4	(20 ⁻) (21 ⁻) (22 ⁻) (23 ⁻) (24 ⁻) (25 ⁻) (26 ⁻) (27 ⁻)	215.3 282.5 343.7 418.5 476.6 483.9 415.0			2001Go06 1993Cl05	1. Tentatively assigned as $\pi(h_{9/2}i_{13/2})_{K=11^-} \otimes \nu(i_{3/2}^{-2}(f_{5/2}p_{3/2})^{-2})$ before and $\pi(h_{9/2}i_{13/2})_{K=11^-} \otimes \nu(i_{3/2}^{-4}(f_{5/2}p_{3/2})^{-2})$ after the band crossing from TAC calculations and by comparison with band 3. 2. Small oblate deformation. 3. Regular band.
3.	5379.1 5492.7 5648.4 5863.4 6141.8 6484.0 6872.8 7295.2 7739.3 8210.8 8686.0 9112.3 9512.3 9930.5 10380.3 10869.3 11398.7 11970.8 12579.8	16 ⁻ 17 ⁻ 18 ⁻ 19 ⁻ 20 ⁻ 21 ⁻ 22 ⁻ 23 ⁻ 24 ⁻ 25 ⁻ 26 ⁻ 27 ⁻ 28 ⁻ 29 ⁻ 30 ⁻ 31 ⁻ 32 ⁻ 33 ⁻ 34 ⁻	113.6 155.7 215.0 278.4 342.2 388.8 422.4 444.1 471.5 475.2 426.3 400.0 418.2 449.8 489.0 529.4 572.1 609.0	621.0 731.0 811.2 866.5 915.6 946.7 901.5 826.3 818.2	40(17) 39(17) 38(17) 24(7) 21(6) 26(10) 34(14) 50(16) >40	2001Go06 1993Cl05 1992Wa20 1994Cl01 1997Cl03 1998Kr20	1. Tentatively assigned as $\pi(h_{9/2}i_{13/2})_{K=11^-} \otimes \nu(i_{3/2}^{-2})$ before and $\pi(h_{9/2}i_{13/2})_{K=11^-} \otimes \nu(i_{3/2}^{-4})$ after the band crossing from TAC calculations. 2. Small oblate deformation. 3. The mean lifetimes (in ps) for the transitions from 156 to 476 keV as given in 1994Cl01 are 2.7(9), 1.8(5), 2.1(5), 1.14(23), 0.72(10), 0.46(10), 0.24(4), 0.22(6), and 0.27(7), respectively and B(M1) values for these transitions are 1.18(+60-30), 1.46(+56-32), 0.79(+21-16), 0.84(+19-14), 0.97(+19-14), 1.21(+46-21), 1.88(+67-30), 1.74(+86-33) and 1.30(+60-25) μN ² , respectively. 4. The mean lifetimes (in ps) for the transitions from 156 to 342.8 keV as given in 1998Kr20 are 0.63(10), 0.70(+10-20), 0.34(+15-10) and 0.20(+20-10) and the B(M1) values for these transitions are 6.2(+11-9), 3.8(+15-5), 4.9(+20-15) and 4.9(+48-28) μN ² respectively.
4.	(6392.6) (6515.3) (6674.4) (6878.3) (7142.9) (7480.1) (7835.0) (8243.5) (8695.0) (9146.5)	(18 ⁻) (19 ⁻) (20 ⁻) (21 ⁻) (22 ⁻) (23 ⁻) (24 ⁻) (25 ⁻) (26 ⁻) (27 ⁻)	122.7 159.1 203.9 264.6 337.2 354.9 408.5 451.5 451.5	903.0		2001Go06 1993Cl05	1. Tentatively assigned as $\pi(h_{9/2}i_{13/2})_{K=11^-} \otimes \nu(i_{13/2}^{-2}(f_{5/2}p_{3/2})^{-2})$ before and $\pi(h_{9/2}i_{13/2})_{K=11^-} \otimes \nu(i_{13/2}^{-4}(f_{5/2}p_{3/2})^{-2})$ after the bandcrossing from TAC calculations. 2. Small oblate deformation. 3. Regular band.
5.	7333.4 7554.4 7794.8 8076.1 8408.2 8799.7 9254.9 9770.1 10329.1 10921.3	(23 ⁺) (24 ⁺) (25 ⁺) (26 ⁺) (27 ⁺) (28 ⁺) (29 ⁺) (30 ⁺) (31 ⁺) (32 ⁺)	221.0 240.4 281.3 332.1 391.5 455.2 515.2 559.0 592.2	969.8		2001Go06 1993Cl05	1. Tentatively assigned as $\pi(h_{9/2}i_{13/2})_{K=11^-} \otimes \nu(i_{13/2}^{-1}P_{3/2}^{-1})$ before and $\pi(h_{9/2}i_{13/2})_{K=11^-} \otimes \nu(i_{13/2}^{-3}P_{3/2}^{-1})$ after the bandcrossing from TAC calculations and by comparison with the neighboring Pb isotopes. 2. Small oblate deformed structure. 3. Regular band.

	E _{level} keV	I ^π	E _γ (M1) keV	E _γ (E2) keV	B(M1)/B(E2) (μ _N /eb) ²	References	Configurations and Comments:
1.	3604.2	(25/2 ⁻)				1995Ne09 1999Po13 1994Ba43 1997Cl03	1. π(h _{9/2} i _{13/2}) _{K=11⁻} ⊗ ν(i _{13/2} ⁻¹) below and π(h _{9/2} i _{13/2}) _{K=11⁻} ⊗ ν(i _{13/2} ⁻³) above the bandcrossing from the TAC model calculations. 2. Small oblate deformation (β ₂ , γ) ~ (0.1, -70°) 3. The mean lifetimes (in ps) of states with spins from 43/2 to 49/2 are 0.37(+51-29), 0.31(+31-24), 0.17(+6-4) and 0.13(+4-3), and for the states with spins 51/2 to 57/2 as given in 1997Cl03 are 0.20(5), 0.16(+5-4), 0.15(+5-4) and 0.21(+6-5), respectively. 4. B(M1) values for the transitions 234.6, 240.1 and 273.8 keV are 6.6(+25-38), 7.4(+24-38) and 10.6(+34-29) μ _N ² and for the transitions from 363.1 to 508.3 keV as given in 1997Cl03 are 4.8(13), 4.4(+12-15), 3.0(+7-9) and 1.7(+4-5) μ _N ² , respectively. 5. Regular band with backbending at 41/2.
	3694.1	(27/2 ⁻)	89.9				
	3868.0	(29/2 ⁻)	173.9				
	4143.4	(31/2 ⁻)	275.4				
	4502.8	(33/2 ⁻)	359.4	634.8			
	4904.1	(35/2 ⁻)	401.3	760.8			
	5324.8	(37/2 ⁻)	420.7	822.1			
	5746.3	(39/2 ⁻)	421.5	842.4			
	6074.9	(41/2 ⁻)	328.6	750.1			
	6309.5	(43/2 ⁻)	234.6				
	6549.6	(45/2 ⁻)	240.1				
	6823.4	(47/2 ⁻)	273.8				
	7139.7	(49/2 ⁻)	316.3	590.1	35(+22-20)		
	7502.8	(51/2 ⁻)	363.1	679.5	27(+18-14)		
	7914.1	(53/2 ⁻)	411.3	774.6	27(+15-18)		
	8373.4	(55/2 ⁻)	459.3	870.9	38(20)		
8881.7	(57/2 ⁻)	508.3	967.7				
9436.5	(59/2 ⁻)	554.8	(1063)				
2.	X	(35/2 ⁺)				1999Po13 1995Ne09 1992Ba13 1994Ba43 1997Cl03	1. π(h _{9/2} i _{13/2}) _{K=11⁻} ⊗ ν(i _{13/2} ⁻² f _{5/2} ⁻¹) below and π(h _{9/2} i _{13/2}) _{K=11⁻} ⊗ ν(i _{13/2} ⁻⁴ f _{5/2} ⁻¹) above the bandcrossing from the TAC model calculations. 2. Small oblate deformation (β ₂ , γ) ~ (0.1, -70°) suggested in 1995Ne09. 3. The mean lifetimes (in ps) of states with spins from 47/2 to 55/2 are 0.19(+15-8), 0.14(+6-4), 0.10(+3-2), 0.06(2) and 0.11(2), respectively and that for spin 57/2 as given in 1997Cl03 is 0.14(+3-2). 4. B(M1) value for the transition 323.1 keV is 6.6(+47-29) μ _N ² from 1995Ne09. 5. B(M1)/B(E2) values are from 1992Ba13. 6. Regular band with backbending at spin 61/2.
	98.2+X	(37/2 ⁺)	98.2				
	223.2+X	(39/2 ⁺)	125.0				
	388.8+X	(41/2 ⁺)	165.6				
	603.4+X	(43/2 ⁺)	214.6				
	871.2+X	(45/2 ⁺)	267.8				
	1194.3+X	(47/2 ⁺)	323.1				
	1571.4+X	(49/2 ⁺)	377.1	700.1	28(9)		
	2001.7+X	(51/2 ⁺)	430.3	807.1	49(28)		
	2483.6+X	(53/2 ⁺)	481.9	912.4	52(20)		
	3015.6+X	(55/2 ⁺)	532.0	1014.2	30(9)		
	3589.2+X	(57/2 ⁺)	573.6	1105.7	34(10)		
	4207.4+X	(59/2 ⁺)	618.5	1192.1	45(11)		
	4546.6+X	(61/2 ⁺)	339.2				
	4932.5+X	(63/2 ⁺)	385.9				
	5353.5+X	(65/2 ⁺)	421.0				
5806.9+X	(67/2 ⁺)	453.4					
6303.4+X	(69/2 ⁺)	496.5					
6845.9+X	(71/2 ⁺)	542.5					
7433.6+X	(73/2 ⁺)	587.7					
3.	Y	(39/2 ⁺)				1994Ba43 1999Po13 1995Ne09	1. Tentatively assigned as π(h _{9/2} i _{13/2}) _{K=11⁻} ⊗ ν(i _{13/2} ⁻² f _{5/2} ⁻¹) from the TAC model calculation. 2. Small oblate deformation (β ₂ , γ) ~ (0.1, -70°) 3. The topmost transition is from 1999Po13. 4. Regular band.
	137.7+Y	(41/2 ⁺)	137.7				
	302.3+Y	(43/2 ⁺)	164.6				
	510.6+Y	(45/2 ⁺)	208.3				
	781.6+Y	(47/2 ⁺)	271.0				
	1123.6+Y	(49/2 ⁺)	342.0				
	1540.6+Y	(51/2 ⁺)	417.0				
	2023.3+Y	(53/2 ⁺)	482.7	900.0			
	2560.1+Y	(55/2 ⁺)	536.8	1019.6			
	3145.3+Y	(57/2 ⁺)	585.2	1122.0			

¹⁹⁹Pb₁₁₇

	E _{level} keV	I ^π	E _γ (M1) keV	E _γ (E2) keV	B(M1)/B(E2) (μ _N /eb) ²	References	Configurations and Comments:
4.	Z					1994Ba43 1999Po13	1. Tentatively assigned as $\pi(h_{9/2}^2)_{K=8^+} \otimes \nu(i_{13/2}^{-3})$. 2. The estimated bandhead spin is 37/2 since it populates states with spin around 33/2. 3. The two topmost transitions are from 1999Po13 4. Regular band with signature splitting and backbending at the top of the band.
	97.7+Z		97.7				
	232.9+Z		135.2				
	426.1+Z		193.2				
	673.5+Z		247.4				
	967.6+Z		294.1	541.4			
	1349.7+Z		382.1	676.2			
	1743.9+Z		394.2	776.4			
	2227.4+Z		483.5	877.6			
	2737.9+Z		510.5	994.2			
	3256.7+Z		518.8	1029.4			
	3594.9+Z		338.2				
5.	U					1994Ba43	1. Tentatively assigned as $\pi(h_{9/2}^2)_{K=8^+} \otimes \nu(i_{13/2}^{-4} p_{3/2}^{-1})$. 2. The estimated bandhead spin is 45/2 since it populates states with spin around 41/2. 3. Regular band with signature splitting.
	242.9+U		242.9				
	550.2+U		307.3				
	863.2+U		313.0	620.5			
	1247.8+U		384.6	697.6			
	1661.8+U		414.0	798.7			
	2148.8+U		487.0	901.4			

²⁰⁰Pb₁₁₈

	E _{level} keV	I ^π	E _γ (M1) keV	E _γ (E2) keV	B(M1)/B(E2) (μ _N /eb) ²	Reference	Configurations and Comments:
1.	X					1994Ba43	1. $\pi(h_{9/2}i_{13/2})_{K=11^-} \otimes \nu(i_{13/2}^{-2})$ from the TAC model calculation. 2. Small oblate deformation. 3. Tentative bandhead spin is around 17. 4. Regular band.
	100.6+X		100.6				
	223.9+X		123.3				
	384.2+X		160.3				
	592.8+X		208.6				
	855.3+X		262.5				
	1174.8+X		319.5				
	1549.5+X		374.7				
	1978.9+X		429.4				
	2459.5+X		480.6				
	2992.5+X		533.0	(1014)			
	3574.6+X		582.1				
	4207.0+X		632.4	1214.3			
2.	Y					1994Ba43	1. Tentatively assigned as $\pi(h_{9/2}i_{13/2})_{K=11^-} \otimes \nu(i_{13/2}^{-3} p_{3/2}^{-1})$ from the TAC model calculation. 2. Tentative bandhead spin is around 23. 3. Regular band.
	212.5+Y		212.5				
	452.8+Y		240.3				
	736.1+Y		283.3				
	1065.7+Y		329.6				
	1445.8+Y		380.1				
	1884.6+Y		438.8				
3.	Z					1994Ba43	1. Tentatively assigned as $\pi(h_{9/2}i_{13/2})_{K=11^-} \otimes \nu(i_{13/2}^{-3} f_{5/2}^{-1})$ from the TAC model calculation. 2. Tentative bandhead spin is ~ 23. 3. Regular band.
	237.5+Z		237.5				
	518.8+Z		281.3				
	853.4+Z		334.6				
	1234.8+Z		381.4				
	1658.3+Z		423.5				

²⁰¹Pb₈₂¹¹⁹

	E _{level} keV	I ^π	E _γ (M1) keV	E _γ (E2) keV	B(M1)/B(E2) (μN/eb) ²	Reference	Configurations and Comments:
1.	X					1995Ba70	1. $\pi(h_{9/2}i_{13/2})_{K=11^-} \otimes \nu(i_{13/2}^{-1})$ by comparison with a similar band in ¹⁹⁹ Pb. 2. Regular band.
	109.2+X		109.2				
	290.8+X		181.6				
	554.6+X		263.8				
	895.4+X		340.8				
	1299.4+X		404.0	744.6			
	1758.4+X		459.0	862.8			
	2264.1+X		505.7	964.7			
	2822.6+X		558.5				
2.	6146.0+Y	35/2				1995Ba70	1. $\pi(h_{9/2}i_{13/2})_{K=11^-} \otimes \nu(i_{13/2}^{-2}p_{3/2}^{-1})$ by comparison with ¹⁹⁹ Pb and TAC model calculations. 2. Small oblate deformation. 3. From 47/2 and above, there is a forking of the band with very close lying transitions having energies 333.1, 394.8 and 492.5 keV. 4. Regular band.
	6247.7+Y	37/2	101.7				
	6377.4+Y	39/2	129.7				
	6549.0+Y	41/2	171.6				
	6769.5+Y	43/2	220.5				
	7045.4+Y	45/2	275.9				
	7380.0+Y	47/2	334.6				
	7773.3+Y	49/2	393.3				
	8227.2+Y	51/2	453.9				
3.	Z					1995Ba70	1. Tentatively assigned as $\pi(h_{9/2}i_{13/2})_{K=11^-} \otimes \nu(i_{13/2}^{-2}f_{5/2}^{-1})$, because of the similarity in the moment of inertia of the bands 2 and 3. 2. Regular band.
	139.6+Z		139.6				
	315.4+Z		175.8				
	537.7+Z		222.3				
	814.1+Z		276.4				
	1146.4+Z		332.3				
	1534.5+Z		388.1				
	1975.8+Z		441.3	829.4			
	2467.5+Z		491.7	933.1			
	3007.3+Z		539.8	1031.4			
4.	U					1995Ba70	1. Regular band. 2. No configuration assigned by 2002Si20.
	176.5+U		176.5				
	402.2+U		225.7				
	680.4+U		278.2				
	1007.1+U		326.7				
	1387.5+U		380.4				
	1817.2+U		429.7				
	2300.3+U		483.1				
	2830.5+U		530.2				
5.	V					1995Ba70	1. Regular band. 2. No configuration assigned by 2002Si20.
	152.9+V		152.9				
	351.5+V		198.6				
	601.5+V		250.0				
	913.5+V		312.0				
	1287.9+V		374.4				
	1723.9+V		436.0				
	2217.3+V		493.4				

²⁰²₈₂Pb₁₂₀

	E _{level} keV	I ^π	E _γ (M1) keV	E _γ (E2) keV	B(M1)/B(E2) (μ _N /eb) ²	Reference	Configurations and Comments:
1.	X					2000Go47 1995Ba70	1. Tentatively assigned as $\pi(h_{9/2}i_{13/2})_{K=11^-} \otimes \nu(i_{13/2}^{-2})$ by comparison with the lighter mass Pb isotopes. 2. Small oblate deformation. 3. X > 5.3 MeV and the bandhead spin > 17. 4. Regular band.
	161.3+X		161.3				
	404.6+X		243.3				
	737.5+X		332.9				
	1145.1+X		407.6				
	1611.6+X		466.5				
	2129.3+X		517.7				
2.	Y					2000Go47	1. Tentatively assigned as $\pi(h_{9/2}i_{13/2})_{K=11^-} \otimes \nu(i_{13/2}^{-1} p_{3/2}^{-1})$ by comparison with the lighter mass Pb isotopes. 2. Small oblate deformation. 3. Y > 5.059 MeV. 4. Regular band.
	130.0+Y		130.0				
	321.7+Y		191.7				
	591.5+Y		269.8				
	940.9+Y		349.4				
	1357.3+Y		416.4				
	1835.2+Y		477.9				
	2358.6+Y		523.4				

¹⁹⁴₈₃Bi₁₁₁

	E _{level} keV	I ^π	E _γ (M1) keV	E _γ (E2) keV	B(M1)/B(E2) (μ _N /eb) ²	Reference	Configurations and Comments:
1.	2427.5	(16 ⁺)				2020He17	1. Tentatively assigned as $\pi(h_{9/2}^2 i_{13/2}) \otimes \nu^+$ or $\pi h_{9/2} \otimes \nu(i_{13/2})^{-2} \otimes \nu^+$ by comparison with ^{193,195} Bi isotopes. 2. Tentatively assigned as MR band. 3. Regular band.
	2612.0	(17 ⁺)	184.5				
	2966.5	(18 ⁺)	354.5				
	3410.7	(19 ⁺)	444.2				
	3843.9		457.9				
	4301.8						

¹⁹⁵₈₃Bi₁₁₂

	E _{level} keV	I ^π	E _γ (M1) keV	E _γ (E2) keV	B(M1)/B(E2) (μ _N /eb) ²	Reference	Configurations and Comments:
1.	3595.0	(35/2 ⁻)				2017He12	1. Tentatively assigned as $\pi(h_{9/2}^2 i_{13/2}) \otimes \nu(i_{13/2} p_{3/2})$ by comparison with ¹⁹⁴ Pb and ¹⁹⁵ Bi isotopes. 2. Tentatively assigned as MR band. 3. Regular band.
	3724.6	(37/2 ⁻)	129.6				
	3953.5	(39/2 ⁻)	228.9				
	4255.5	(41/2 ⁻)	302.0				
	4636.4	(43/2 ⁻)	380.9				

¹⁹⁷₈₃Bi₁₁₄

	E _{level} keV	I ^π	E _γ (M1) keV	E _γ (E2) keV	B(M1)/B(E2) (μ _N /eb) ²	Reference	Configurations and Comments:
1.	4019.2	(37/2)				2005Ma51	1. Tentatively assigned as $\pi(h_{9/2}^2 i_{13/2})_{K=14.5}$ coupled to $\nu[i_{13/2} (p_{3/2} f_{5/2})^1]$ by comparison with similar bands in neighboring ¹⁹⁶ Pb and ¹⁹⁹ Bi. 2. Oblate deformation ($\beta_2 = 0.17$) for the three high-K proton configuration from the TRS calculations. 3. Regular band with backbending at 5376 keV level. 4. The ordering of 264, 302 and 356 keV transitions is arbitrary.
	4237.4	(39/2)	218.2				
	4492.2	(41/2)	254.8				
	4784.5	(43/2)	292.3				
	5111.9	(45/2)	327.4				
	5376.1	(47/2)	264.2				
	5678.3	(49/2)	302.2				
	6033.8	(51/2)	355.5				
	(6429.8)		(396.0)				

	E _{level} keV	I ^π	E _γ (M1) keV	E _γ (E2) keV	B(M1)/B(E2) (μN/eb) ²	Reference	Configurations and Comments:
1.	U 165+U 416+U 731+U 1108+U 1517+U		165 251 315 377 409			1994Da17	1. Tentatively assigned as $\pi(h_{9/2} i_{13/2} s_{1/2}^{-1})$ coupled to one or three $i_{13/2}$ neutron holes by comparison with a similar band in neighboring Pb isotopes. 2. B(M1)/B(E2) ratios are large due to the Non observation of crossover E2 transitions. 3. Regular band.
2.	(2290+X) 2724.4+X 3301.2+X 3763.7+X 4065.8+X 4385.3+X 4646.6+X	(16 ⁺) 17 ⁺ 18 ⁺ 19 ⁺ (20 ⁺) (21 ⁺) (22 ⁺)	(434) 576.7 462.5 301.8 319.8 261.2			2014Pa53 2000Zw02	1. Configuration assigned as $\pi i_{13/2} (h_{9/2})^2 (s_{1/2})^{-2} \otimes \nu(i_{13/2})^{-1}$ and $\pi i_{13/2} (h_{9/2})^2 (s_{1/2})^{-2} \otimes \nu(i_{13/2})^{-3}$ before and after band crossing, respectively. This configuration is based on the comparison of similar configuration observed in ¹⁹⁷ Pb nuclide. 2. Irregular band.
3.	2596.0+X 2838.2+X 3132.3+X 3429.3+X 3747.0+X 4126.8+X 4339.7+X 4627.5+X 4856.7+X	17- (18-) (19-) (20-) (21-) (22-) (23-) (24-) (25-)	242.2 294.1 296.6 317.5 379.8 212.9 287.8 229.2	591.3 615.2	6.6(14) 9.2(21)	2014Pa53 2000Zw02	1. Configuration assigned as $\pi h_{9/2} \otimes \nu(i_{13/2})^{-3}$ and $\pi h_{9/2} \otimes \nu(i_{13/2})^{-3} (p_{3/2})^{-2}$ before and after band crossing, respectively from TAC calculations. 2. ($\varepsilon_2, \varepsilon_4, \gamma$) = (- 0.085, 0.003, 16.4°) and (- 0.090, 0.003, 4.5°) before and after bandcrossing, respectively from TAC calculations. 3. The g-factor extracted using experimental B(M1)/B(E2) values for 20 ⁻ and 21 ⁻ state is 0.72(10). 4. Irregular band with band crossing above I=24 h.
4.	3635.8+X 3966.3+X 4192.5+X 4482.8+X 4845.7+X 5272.2+X 5767.8+X 5971.3+X 6486.4+X	19 ⁺ 20 ⁺ (21 ⁺) (22 ⁺) (23 ⁺) (24 ⁺) (25 ⁺) (26 ⁺) (27 ⁺)	330.6 226.2 290.3 362.9 426.5 495.5 203.5 515.1			2014Pa53 2000Zw02	1. Configuration assigned as $\pi h_{9/2} \otimes \nu(i_{13/2})^{-2} (p_{3/2} f_{5/2})^{-3}$ and $\pi h_{9/2} \otimes \nu(i_{13/2})^{-4} (p_{3/2}, f_{5/2})^{-3}$ before and after band crossing respectively from TAC calculations. 2. ($\varepsilon_2, \varepsilon_4, \gamma$) = (- 0.083, 0.003, 6.9°) and (- 0.085, 0.002, 1.1°) before and after bandcrossing, respectively from TAC calculations. 3. Irregular band with band crossing above I=24 h.

¹⁹⁹Bi₁₁₆

	E _{level} keV	I ^π	E _γ (M1) keV	E _γ (E2) keV	B(M1)/B(E2) (μ _N /eb) ²	Reference	Configurations and Comments:
1.	X					1994Da17	
	184.4+X		184.4				1. Tentatively assigned as π(h _{9/2} i _{13/2} s _{1/2} ⁻¹) coupled to two i _{13/2} neutron holes by comparison with a similar band in neighboring Pb isotopes.
	400.2+X		215.8				2. The band depopulates around 37/2.
	642.0+X		241.8				3. Tentatively assigned as MR band by 1994Da17.
	923.2+X		281.2				4. B(M1)/B(E2) ratios are large due to the non observation of crossover E2 transitions.
	1236.7+X		313.5				5. Regular band.
	1590.3+X		353.6				
	1950.8+X		360.5				
	2316.7+X		365.9				

²⁰⁰Bi₁₁₇

	E _{level} keV	I ^π	E _γ (M1) keV	E _γ (E2) keV	B(M1)/B(E2) (μ _N /eb) ²	Reference	Configurations and Comments:
1.	X					1994Da17	
	193+X		193				1. Tentatively assigned as π(h _{9/2} i _{13/2} s _{1/2} ⁻¹) coupled to one or three i _{13/2} neutron holes by comparison with a similar band in neighboring Pb isotopes.
	431+X		238				2. Tentatively assigned as MR band by 1994Da17.
	720+X		289				3. B(M1)/B(E2) ratios are large due to the non observation of crossover E2 transitions.
	1056+X		336				4. Regular band.
	1432+X		376				
	1855+X		423				
2.	Y					1994Da17	
	199.0+Y		199.0				1. Tentatively assigned as π(h _{9/2} i _{13/2} s _{1/2} ⁻¹) coupled to one or three i _{13/2} neutron holes by comparison with a similar band in neighboring Pb isotopes.
	446.2+Y		247.2				2. Tentatively assigned as MR band by 1994Da17.
	740.7+Y		294.5				3. B(M1)/B(E2) ≥ 10 (μ _N /eb) ² .
	1083.8+Y		343.1				4. Regular band.
	1475.2+Y		391.4				
	1918.8+Y		443.6				
	2417.8+Y		499.0				
	2970.7+Y		552.9				
	3577.7+Y		607.0				

²⁰²Bi₁₁₉

	E _{level} keV	I ^π	E _γ (M1) keV	E _γ (E2) keV	B(M1)/B(E2) (μ _N /eb) ²	Reference	Configurations and Comments:
1.	X					1993Cl02	
	164+X		164				1. Tentatively assigned as π(h _{9/2} i _{13/2} s _{1/2} ⁻¹) coupled to one or two i _{13/2} neutron holes by comparison with a similar band in neighboring Pb isotopes.
	423+X		259				2. The estimated bandhead spin is about 10-16.
	775+X		352				3. Tentatively assigned as MR band by 1993Cl02.
	1199+X		424				4. B(M1)/B(E2) ≥ 12 (μ _N /eb) ² .
	1680+X		481				5. Regular band.
	2210+X		530				
	2780+X		570				

²⁰²₈₃Bi₁₁₉

	E _{level} keV	I ^π	E _γ (M1) keV	E _γ (E2) keV	B(M1)/B(E2) (μ _N /eb) ²	Reference	Configurations and Comments:
2.	Y					1993Cl02	1. Tentatively assigned as π(h _{9/2} i _{13/2} s _{1/2} ⁻¹) or π(h _{9/2} ² s _{1/2} ⁻¹) coupled to one or two i _{13/2} neutron holes by comparison with the similar band in neighboring Pb isotopes. 2. Tentatively assigned as MR band by 1993Cl02. 3. The estimated bandhead spin is about 10-16. 4. B(M1)/B(E2) ≥ 6 (μ _N /eb) ² . 5. Regular band.
	180+Y		180				
	394+Y		214				
	659+Y		265				
	984+Y		325				
	1374+Y		390				
3.	Z					1993Cl02	1. Tentatively assigned as π(h _{9/2} i _{13/2} s _{1/2} ⁻¹) coupled to one or two i _{13/2} neutron holes by comparison with the similar band in neighboring Pb isotopes. The estimated bandhead spin is about 11-19. 2. Tentatively assigned as MR band by 1993Cl02. 3. B(M1)/B(E2) ≥ 5 (μ _N /eb) ² . 4. Regular band.
	250+Z		250				
	550+Z		300				
	907+Z		357				
	1320+Z		413				
	1785+Z		465				
	2302+Z		517				

²⁰³₈₃Bi₁₂₀

	E _{level} keV	I ^π	E _γ (M1) keV	E _γ (E2) keV	B(M1)/B(E2) (μ _N /eb) ²	Reference	Configurations and Comments:
1.	X					1994Da17	1. Tentatively assigned as π(h _{9/2} i _{13/2} s _{1/2} ⁻¹) coupled to two i _{13/2} neutron holes by comparison with a similar band in neighboring Pb isotopes. 3. Tentatively assigned as MR band by 1994Da17. 3. B(M1)/B(E2) ratios are large due to the non observation of crossover E2 transitions. 4. Regular band.
	175+X		175				
	421+X		246				
	759+X		338				
	1201+X		442				
	1718+X		517				
	2295+X		577				

²⁰¹₈₅At₁₁₆

	E _{level} keV	I ^π	E _γ (M1) keV	E _γ (E2) keV	B(M1)/B(E2) (μ _N /eb) ²	References	Configurations and Comments:
1.	(2990)	(23/2 ⁻)				2015Au01	1. Configuration assigned as π(i _{13/2}) ⊗ v[(f _{5/2}) ⁻¹ (i _{13/2}) ⁻¹] ₉ -before band crossing and π[(h _{9/2}) ² i _{13/2}] ⊗ v[(f _{5/2}) ⁻¹ (i _{13/2}) ⁻¹] ₅ - after band crossing. 2. Regular band with backbending at 31/2 ħ.
	(3135)	(25/2 ⁻)	145.0				
	(3380)	(27/2 ⁻)	244.4		>30		
	(3667)	(29/2 ⁻)	286.9		>25		
	(3984)	(31/2 ⁻)	317.3		>30		
	(4256)	(33/2 ⁻)	272.3		>35		
	(4454)	(35/2 ⁻)	197.9		>8		
	(4791)	(37/2 ⁻)	335.0		>2		

²⁰³At₁₁₈

	E _{level} keV	I ^π	E _γ (M1) keV	E _γ (E2) keV	B(M1)/B(E2) (μN/eb) ²	References	Configurations and Comments:
1.	(3486)	(27/2 ⁺)				2018Au01	1. Configuration assigned as $\pi(i_{13/2}) \otimes \nu(i_{13/2}^{-2})$ and as $\pi(h_{9/2}^2 i_{13/2}) \otimes \nu(i_{13/2}^{-2})$ below and above the band crossing, respectively using TAC-CDFT calculations.
	(3620)	(29/2 ⁺)	133.8				2. Regular band
	(3843)	(31/2 ⁺)	178.8		>15		
	(4102)	(33/2 ⁺)	193.6		>2		
	(4386)	(35/2 ⁺)	223.4		>10		
	(4639)	(37/2 ⁺)	253.4		>25		
	(4818)	(39/2 ⁺)	259.4		>20		
	(5011)	(41/2 ⁺)	283.3		>30		
	(5333)	(43/2 ⁺)	321.7		>3		
	(5714)	(45/2 ⁺)	381.0		>5		

²⁰⁴At₁₁₉

	E _{level} keV	I ^π	E _γ (M1) keV	E _γ (E2) keV	B(M1)/B(E2) (μN/eb) ²	References	Configurations and Comments:
1.	4018	16 ⁺				2022Ka24	1. Configuration assigned as $\pi(h_{9/2}^2 i_{13/2}) \otimes \nu(i_{13/2}^{-2})$ and $\pi(h_{9/2}^4 i_{13/2}) \otimes \nu(i_{13/2}^{-2})$ below and above the band crossing, respectively using SPAC calculations.
	4149	17 ⁺	131.3			2008Ha39	2. Oblate deformation ($\beta_2 = -0.143$) from RMF calculations.
	4434	18 ⁺	285.1	415.6	34(6)		3. Irregular band.
	4733	19 ⁺	298.7	583.8	20(4)		
	5028	20 ⁺	295.1	594.4	15(4)		
	5274	21 ⁺	245.9	541.2	35(8)		
	5451	22 ⁺	177.4	422.5	54(27)		
	5647	23 ⁺	196.3	373.4	14(4)		

²⁰⁵Rn₁₁₉

	E _{level} keV	I ^π	E _γ (M1) keV	E _γ (E2) keV	B(M1)/B(E2) (μN/eb) ²	Reference	Configurations and Comments:
1.	1680+X	(21/2 ⁺)				1999No03	1. The most likely configuration is the negative parity $\pi(h_{9/2} i_{13/2}) \otimes \nu(i_{13/2})$ from the TAC calculations. Since the observed parities are positive, the configuration $\pi(i_{13/2}^2) \otimes \nu(i_{13/2})$ is tentatively assigned.
	1796.7+X	(23/2 ⁺)	116.7				2. Tentatively assigned as MR band.
	1966.9+X	(25/2 ⁺)	170.2				3. Small oblate deformation, $\beta_2 \sim -0.1$.
	2124.8+X	(27/2 ⁺)	157.9		2.0(2)		4. X ~ 600 keV from systematics.
	2246.0+X	(29/2 ⁺)	121.2		>4		5. Irregular band.
	2494.0+X	(31/2 ⁺)	248.0		>7		
	2861.7+X	(33/2 ⁺)	367.7		>10		
	3164.1+X	(35/2 ⁺)	302.4		>33		
	3452.3+X	(37/2 ⁺)	288.2		>18		
	3653.6+X	(39/2 ⁺)	201.3				
	4059.4+X	(41/2 ⁺)	405.8				

²⁰⁶Fr₁₁₉

	E _{level} keV	I ^π	E _γ (M1) keV	E _γ (E2) keV	B(M1)/B(E2) (μN/eb) ²	References	Configurations and Comments:
1.	X	I				2008Ha39	1. Probable configuration may be built over $\pi(h_{9/2}$ and/or $i_{13/2}) \otimes \nu i_{13/2}$ neutrons based on systematic of neighboring nuclides.
	140.4+X	I+1	140.4				2. Tentatively assigned as MR band.
	407.9+X	I+2	267.5		>5.9		3. Irregular band.
	670.3+X	I+3	262.4		>17		
	964.4+X	I+4	294.1		>31		
	1242.0+X	I+5	277.6		>16		
	1484.6+X	I+6	242.6		>17		
	1683.1+X	I+7	198.5		>10		
	1909.7+X	I+8	226.6		>8.6		
	2214.1+X	I+9	(304.4)		>1.5		

Table 3: Antimagnetic Rotational Structures in Nuclei

 $^{58}\text{Fe}_{32}$

	E_{level} keV	I^π	$E_\gamma(\text{E}2)$ keV	$B(\text{E}2)$ (eb) ²	$B(\text{E}2)$ (W.u.)	References	Configurations and Comments:
1.	5086.8 6033.9 7457.1 9444.7 11852.9 14265.2	6 8 10 12 (14) (16)	947.1 1423.1 1987.5 2408.4 2412.0			2012St06	1. Band 3 in Fig. 2 of 2012St06 was interpreted in 2017Pe15 theory paper as a mixture of collective and possible antimagnetic rotation with proposed configuration of $\pi(f_{7/2})^{-2} \otimes \nu[(g_{9/2})^1(fp)^3]$ from TAC-CDFT calculations with $(\beta_2, \gamma) = (0.28-0.22, 15^\circ-23^\circ)$, whereas 2012St06 interpreted this band only as a regular rotational band
2.	8424.3 9983.2 11906.8 14314.8	(10 ⁺) 12 ⁽⁺⁾ 14 ⁽⁺⁾ (16 ⁺)	1558.9 1924.2 2407.9			2012St06	1. Band 4 in Fig. 2 of 2012St06 was interpreted in 2017Pe15 theory paper as a mixture of dominantly collective and possible antimagnetic rotation character with proposed configuration of $\pi(f_{7/2})^{-2} \otimes \nu[(g_{9/2})^2(fp)^2]$ from TAC-CDFT calculations, with $(\beta_2, \gamma) = (0.34-0.26, 1.4^\circ-16^\circ)$, while 2012St06 interpreted this band only as a regular rotational band.

 $^{61}\text{Ni}_{33}$

	E_{level} keV	I^π	$E_\gamma(\text{E}2)$ keV	$B(\text{E}2)$ (eb) ²	$B(\text{E}2)$ (W.u.)	References	Configurations and Comments:
1.	3297.6 4476.0 6065.0 7603.6 9104.4	11/2 ⁺ 15/2 ⁺ 19/2 ⁺ 23/2 ⁺ 27/2 ⁺	1178.4 1587.7 1538.6 1500.8			2023Li05	1. The authors of 2023Li05 interpreted band #2 in Fig. 2 as a possible mixture of collective and antimagnetic rotation with proposed configuration of $\pi[(1f_{7/2})^{-2}(fp)^2] \otimes \nu[(1g_{9/2})^1(fp)^4]$ from TAC-CDFT calculations, with predicted $B(\text{E}2)$ of < 0.11 (eb) ² . 2023Bh02 interpreted this band as a deformed collective bands. 2. Quasi-rotational band, as level energies do not seem to follow a monotonically increasing trend with ascending spins as expected for a rotor.

 $^{99}\text{Pd}_{53}$

	E_{level} keV	I^π	$E_\gamma(\text{E}2)$ keV	$B(\text{E}2)$ (eb) ²	$B(\text{E}2)$ (W.u.)	References	Configurations and Comments:
1.	4014.2 4772.7 5780.5 6803.2 8182.7 9512.9 11457	23/2 ⁻ 27/2 ⁻ 31/2 ⁻ 35/2 ⁻ 39/2 ⁻ 43/2 ⁻ (47/2)	758.5 1007.8 1022.7 1379.5 1330.2 1944.1			2011Si04	1. Band B3 in 2011Si04 was interpreted as a possible AMR band in theory paper 2022Si07 with proposed configuration of $\pi(g_{9/2})^{-4} \otimes \nu[h_{11/2}(g_{9/2})^2]$ and predicted $B(\text{E}2)$ of ≈ 0.10 (eb) ² . 2. Quasi-rotational band, as level energies do not seem to follow a monotonically increasing trend with ascending spins as expected for a rotor.

¹⁰⁰Pd₅₄

	E _{level} keV	I ^π	E _γ (E2) keV	B(E2) (eb) ²	B(E2) (W.u.)	References	Configurations and Comments:
1	6701	15 ⁻				2020Si20	<p>1. Probable configuration as $\pi(g_{9/2})^{-4} \otimes \nu[(h_{11/2})(g_{7/2})^3]$ is assigned based on semiclassical particle-rotor model calculations.</p> <p>2. The mean lifetimes (in ps) of the levels from 7641 keV to 10100 keV are 0.80 (10), 0.60(7) and <0.21, respectively.</p> <p>3. The $\mathcal{J}^2/B(E2)$ ratios of 19 h to 21 h levels are 169 and 318 $\hbar^2 \text{ MeV}^{-1} (\text{eb})^{-2}$, respectively, 2020Si20.</p>
	7641	17 ⁻	940			2001Zh26	
	8712	19 ⁻	1071	0.096(8)	34.8(29)		
	10100	21 ⁻	1388	>0.075	>27		
	11682	23 ⁽⁻⁾	1582				
	13434	25 ⁽⁻⁾	1752				

¹⁰¹Pd₅₅

1.	E _{level} keV	I ^π	E _γ (E2) keV	B(E2) (eb) ²	B(E2) (W.u.)	References	Configurations and Comments:
	2640	19/2 ⁻	748.2	0.21(6)	72(22)	2017Si12	<p>1. Probable configuration as $\pi(g_{9/2})^{-2} \otimes \nu(h_{11/2})^1(g_{7/2})^2$ is assigned on the basis of CSM and TAC calculations. (2017Si12). However, configuration $\pi(g_{9/2})^{-4} \otimes \nu(h_{11/2})^1(g_{7/2})^2$ is assigned by 2015Su19.</p> <p>2. The mean lifetimes (in ps) of the levels from 2640 keV to 9037 keV are 1.7(5), 0.86(26), 0.89(19), 0.66(14), 0.52(10), 0.49(11) and 0.15(4), respectively. The lifetime values are obtained using weighted averages by the compilers after adding in quadrature 20% systematic uncertainty (from stopping powers) in each value from the 2017Si12 and 2015Su09, and in addition, assigning a total uncertainty of 25% in the values of lifetimes for the 2640 keV and 3531 keV levels in 2017Si12, where these are given as approximate. The lifetime value of the 9037 keV level is from 2015Su09.</p> <p>3. The B(E2) values for the transitions from 748.2 keV to 1421.8 keV are deduced by compilers from adopted levels lifetimes.</p> <p>4. The $\mathcal{J}^2/B(E2)$ ratios of 19/2 h to 39/2 h levels are 135(72), 1222(96), 448(33), 278(16), 676(44) and 148(86), $\hbar^2 \text{ MeV}^{-1} (\text{eb})^{-2}$, respectively. The values are deduced by compilers based on averaged level lifetimes.</p>
	3531	23/2 ⁻	891.1	0.16(5)	57(18)	2015Su09	
	4442	27/2 ⁻	911.2	0.15(3)	54(11)	2012Su18	
	5413	31/2 ⁻	971.3	0.14(3)	50(11)		
	6487	35/2 ⁻	1074.1	0.109(21)	39(8)		
	7615	39/2 ⁻	1127.5	0.091(21)	33(8)		
	9037	43/2 ⁻	1421.8	0.09(3)	32(11)		
	10628	(47/2 ⁻)	(1591.0)				

¹⁰²Pd₄₆

	E _{level} keV	I ^π	E _γ (E2) keV	B(E2) (eb) ²	B(E2) (W.u.)	References	Configurations and Comments:
1.	8418.2	18 ⁺				1997Gi10	<p>1. Band #2 in Fig. 1 of 1997Gi10 was interpreted in 2018Ji02 theory paper as a mixture of collective and possible antimagnetic rotation with proposed configuration of $\pi(g_{9/2})^{-4} \otimes \nu[(h_{11/2})^2(g_{7/2}, d_{5/2})^4]$ from TAC-CDFT calculations with deformation $\beta > 0.15$, whereas 1997Gi10 interpreted this band only as a regular rotational band.</p> <p>2. Quasi-rotational band, as level energies do not seem to follow a monotonically increasing trend with ascending spins as expected for a rotor.</p>
	9543.2	20 ⁺	1125				
	10792.2	22 ⁺	1249				
	12073.2	24 ⁺	1281				
	13589.2	26 ⁺	1516				
	15252.2	28 ⁺	1663				
	16958.2	30 ⁺	1706				
	18826.2	32 ⁺	1868				

¹⁰³Pd₄₆

	E _{level} keV	I ^π	E _γ (E2) keV	B(E2) (eb) ²	B(E2) (W.u.)	References	Configurations and Comments:
1.	1974.9	19/2 ⁻	714			2021Sh09	<p>1. The higher spin members of the yrast band in Fig. 1 of 2021Sh09 tentatively assigned as AMR band with proposed configuration of $\pi(g_{9/2})^{-4} \otimes \nu[h_{11/2}(g_{7/2}, d_{5/2})^6]$ in theory paper by 2018Ji02. 1999Ny01 interpret this band as a single-particle collective rotational band built on h_{11/2} neutron orbital.</p> <p>2. The mean lifetimes (in ps) of the levels from 2822.0 keV to 8668 keV are 0.55(5), 0.48(7), 0.42(5), 0.36(5), 0.27(5) and <0.35, respectively.</p> <p>3. The $\mathcal{J}^2/B(E2)$ ratios of 23/2 h to 43/2 h levels are 95(9), 161(+22-23), 495(63), 358(50), 524(+101-96) and < 532 \hbar^2 MeV⁻¹ (eb)⁻², respectively (2021Sh09).</p>
	2822.0	23/2 ⁻	847	0.34(3)	118(10)	1999Ny01	
	3792.1	27/2 ⁻	970	0.20(3)	68(10)	2021De11	
	4886.4	31/2 ⁻	1094	0.12(2)	42(7)		
	6048.3	35/2 ⁻	1162	0.11(1)	38.3(35)		
	7316	39/2 ⁻	1267	0.09(2)	31(7)		
	8668	43/2 ⁻	1350	> 0.05	> 17.4		
	10119	47/2 ⁻	1451				
	11638	51/2 ⁻	1519				
2.	4160	25/2 ⁺				1999Ny01	
	5025	29/2 ⁺	865				
	5984	33/2 ⁺	959				
	7056	37/2 ⁺	1072				
	8212	41/2 ⁺	1156				
	9442	45/2 ⁺	1230				
	10741	49/2 ⁺	1299				
	12208	53/2 ⁺	1467				
	13798	57/2 ⁺	1590				
	15487	61/2 ⁺	1689				
	17357	65/2 ⁺	1870				
3.	4587	27/2 ⁺				1999Ny01	<p>1. Configuration assigned as $\pi(g_{9/2})^{-4} \otimes \nu[(g_{7/2}), (h_{11/2})^2]$ on the basis of classical particle rotor model calculations. The AMR assignment is based on decreasing tendencies of calculated B(E2) with rotational frequency and calculated $\mathcal{J}^2/B(E2)$ ratios (>100 \hbar^2 MeV⁻¹ (eb)⁻²) (2022Pa27).</p> <p>2. This band was identified as signature partner of band 2.</p>
	5458	31/2 ⁺	871				
	6452	35/2 ⁺	994				
	7593	39/2 ⁺	1141				
	8831	43/2 ⁺	1238				
	10190	47/2 ⁺	1359				
	11643	51/2 ⁺	1453				
	13240	55/2 ⁺	1597				
	14842	59/2 ⁺	1602				

¹⁰⁴Pd₄₆⁵⁸

	E _{level} keV	I ^π	E _γ (E2) keV	B(E2) (eb) ²	B(E2) (W.u.)	References	Configurations and Comments:
1.	4024	10 ⁺				2014Ra11	1. The probable configuration as $\pi(g_{9/2})^{-2} \otimes \nu(h_{11/2})^2(g_{7/2}/d_{5/2})^2$ is assigned based on semi-classical particle rotor model. 2. The mean lifetimes (in ps) of the levels from 6360 keV to 12707 keV are 0.45(5), 0.27(3), 0.18(3), 0.20(4), 0.24(5) and <0.66, respectively. 3. The $\mathcal{J}^2/B(E2)$ ratios from 16 h to 26 h levels are 112(9), 141(13), 334(35), 283(22) and 554(80) $\hbar^2 \text{MeV}^{-1} (\text{eb})^{-2}$, respectively. 4. $\beta_2 \approx 0.19$ 5. The B(E2) and lifetimes values are listed with statistical and systematically uncertainties.
	4636	12 ⁺	612				
	5433	14 ⁺	797				
	6360	16 ⁺	927	0.26(3)	89(10)		
	7424	18 ⁺	1064	0.22(3)	76(10)		
	8617	20 ⁺	1193	0.19(3)	65(10)		
	9873	22 ⁺	1256	0.13(3)	45(10)		
	11239	24 ⁺	1365	0.07(1)	24.0(34)		
	12707	26 ⁺	1468	>0.02	>6.9		

¹⁰⁵Cd₄₈⁵⁷

	E _{level} keV	I ^π	E _γ (E2) keV	B(E2) (eb) ²	B(E2) (W.u.)	References	Configurations and Comments:
1	3343.0	23/2 ⁻				2010Ch54	1. The probable configuration as $\pi(g_{9/2})^2 \otimes \nu(h_{11/2})(g_{7/2})^2$ is assigned based on semi-classical particle rotor model. 2. The mean lifetimes (in ps) of the levels from 4248.0 keV to 9264.1 keV are 1.066 (+141-102), 0.621(82), 0.399(+45-31), 0.207(+31-29) and 0.237(+46-49), respectively. 3. The $\mathcal{J}^2/B(E2)$ ratios of 27/2 ⁻ to 43/2 ⁻ levels are 201(+19-27), 249(+38-28), 255(+20-29), 287 (+40-43) and 608(+128-117) $\hbar^2 \text{MeV}^{-1} (\text{eb})^{-2}$, respectively. 4. Theoretical $\beta_2 = 0.12$ in theory paper 2013Zh16.
	4248.0	27/2 ⁻	905.0	0.126(+12-17)	43(+4-6)		
	5291.7	31/2 ⁻	1043.7	0.106(+16-12)	36(+5-4)		
	6471.3	35/2 ⁻	1179.6	0.089(+7-10)	30.2(+24-34)		
	7802.3	39/2 ⁻	1331.0	0.094(+13-14)	31.9(+44-48)		
	9264.1	43/2 ⁻	1461.8	0.052(+11-10)	17.7(+37-34)		
	10845.1	47/2 ⁻	1581				

¹⁰⁶Cd₄₈⁵⁸

	E _{level} keV	I ^π	E _γ (E2) keV	B(E2) (eb) ²	B(E2) (W.u.)	References	Configurations and Comments:
1.	7118.9	16 ⁺				2005Si23	1. Configuration assigned as $\pi(g_{9/2})^2 \otimes \nu(h_{11/2})^2 (g_{7/2})^2$ from TAC and CNS calculations. 2. The mean lifetimes (in ps) of the levels from 8099.7 keV to 13724.0 keV are 0.60(5), 0.29(4), 0.26(2), 0.19(2) and < 0.18, respectively. 3. (β_2, γ) = (-0.16, ~0°) at spin(I)=17h and $\beta_2 \sim 0$ at spin(I)=26 h. 4. The $\mathcal{J}^2/B(E2)$ ratios of 18 h to 24 h levels are 158(11), 177(25), 274(39) and 354(70) $\hbar^2 \text{MeV}^{-1} (\text{eb})^{-2}$, respectively (2003Si14).
	8099.7	18 ⁺	980.8	0.15(1)	50.3(34)		
	9250.3	20 ⁺	1150.6	0.14(2)	47(7)	2003Si14	
	10560.9	22 ⁺	1310.6	0.07(1)	23.4(34)		
	12048.5	24 ⁺	1487.6	0.05(1)	16.7(34)		
	13724.0	26 ⁺	1675.5	>0.007	>2.3		

¹⁰⁷₄₈Cd₅₉

	E _{level} keV	I ^π	E _γ (E2) keV	B(E2) (eb) ²	B(E2) (W.u.)	References	Configurations and Comments:
1.	4009 4502 5231 6183.3 7316.5 8669.3 10221.8 11852	23/2 ⁺ 27/2 ⁺ 31/2 ⁺ 35/2 ⁺ 39/2 ⁺ 43/2 ⁺ 47/2 ⁺ (51/2 ⁺)	 493 729 952.3 1133.2 1352.8 1552.5 (1630)	 0.208(+22-24) 0.165(+6-7) 0.131(+5-6) 0.106(+5-7) 0.044(7)	 69(+7-8) 54.7(+19-23) 43.4(+17-20) 35.1(+17-23) 14.6(23)	2013Ch14	<ol style="list-style-type: none"> 1. Configuration assigned as $\pi(g_{9/2})^{-2} \otimes v g_{7/2} (h_{11/2})^2$ $\alpha = -1/2$ from semi-classical particle rotor model calculations, see also 2015Ch05 theory paper. 2. The mean lifetimes (in ps) of the levels from 5231 keV to 10221.8 keV are 1.902(+221-206), 0.631(+28-22), 0.332(+16-13), 0.170(+11-8) and 0.205(32), respectively. 3. The Q_t values for the transition from 728.9 2.257(+4-5), 1.994(+4-5), 1.766(+4-6) and 1.131(9) (eb), respectively. 4. The $\mathcal{J}^2/B(E2)$ ratios of 31/2⁺ to 47/2⁺ levels are 82(+8-9), 108(+4-5), 168(+6-8), 172(+8-11) and 454(72) \hbar^2 MeV⁻¹ (eb)⁻², respectively. 5. $\beta_2 = 0.20$ at 31/2⁺ \hbar.
2.	4191 4877 5816.0 6922.6 8188.1 9622.1 11230.1	25/2 ⁺ 29/2 ⁺ 33/2 ⁺ 37/2 ⁺ 41/2 ⁺ 45/2 ⁺ 49/2 ⁺	 686 939.0 1106.6 1265.5 1434.0 1608.0	 0.183(+10-9) 0.155(6) 0.128(+9-12) 0.094(+7-8) 0.034(7)	 60.6(+33-30) 51.3(20) 42.4(+30-40) 31.2(+23-27) 11.3(23)	2013Ch14	<ol style="list-style-type: none"> 1. Configuration assigned as $\pi(g_{9/2})^{-2} \otimes v g_{7/2} (h_{11/2})^2$ $\alpha = +1/2$ from semi-classical particle rotor model calculations, see also 2015Ch05 theory paper. 2. The mean lifetimes (in ps) of the levels from 5816.0 keV to 11230.1 keV are 0.609(+30-35), 0.317(12), 0.196(+18-14), 0.142(+12-10), 0.222(44), respectively. 3. The Q_t values for the transition from 939.0 keV to 1608.0 keV are 2.399(+7-6), 2.175(4), 1.958(+7-6), 1.668(+6-7) and 0.996(10) (eb), respectively. 4. The $\mathcal{J}^2/B(E2)$ ratios of 33/2⁺ to 49/2⁺ levels are 86(+5-4), 154(6), 195(+14-18), 252(+19-21) and 671(138) \hbar^2 MeV⁻¹ (eb)⁻², respectively. 5. $\beta_2 = 0.19$ at 33/2⁺ \hbar.

¹⁰⁸₄₈Cd₆₀

	E _{level} keV	I ^π	E _γ (E2) keV	B(E2) (eb) ²	B(E2) (W.u.)	References	Configurations and Comments:
1.	4708.7 5502.5 6458.9 7564.2 8824.5	12 ⁺ 14 ⁺ 16 ⁺ 18 ⁺ 20 ⁺	 794.0 956.3 1105.3 1260.3	 0.19(2) 0.17(2) 0.14(2) 0.11(3)	 62(6) 56(6) 46(6) 36(10)	2005Da16 2005Si23 1993Th05	<ol style="list-style-type: none"> 1. Configuration assigned as $\pi(g_{9/2})^{-2} \otimes v [(g_{7/2})^2 (h_{11/2})^2]$ from TRS calculations. 2. The mean lifetimes (in ps) of the levels from 5502.5 keV to 8824.5 keV are 1.32(13), 0.58(7), 0.33(4) and 0.22(4), respectively. 3. The $\mathcal{J}^2/B(E2)$ ratios of 14 \hbar to 20 \hbar levels are 129(13), 158(19), 184(20) and 175(40) \hbar^2 MeV⁻¹ (eb)⁻², respectively.

¹⁰⁹Cd₄₈61

	E _{level} keV	I ^π	E _γ (E2) keV	B(E2) (eb) ²	B(E2) (W.u.)	References	Configurations and Comments:
1.	3524.7 4246.7 5261.5 6518.8 7909.2 9378.2	25/2 ⁺ 29/2 ⁺ 33/2 ⁺ 37/2 ⁺ 41/2 ⁺ (45/2 ⁺)				1994Ju05	1. Band 4 in Fig. 1 of 1994Ju05 interpreted as possible AMR band in theory paper 2022Pa27 with probable configuration of $\pi(g_{9/2})^{-4} \otimes \nu[(g_{7/2})(h_{11/2})^2]$ from classical rotor model calculations. The authors of 1994Ju05 interpreted this band as a regular collective rotational band, and as signature partner of band 2.
2.	3939.9 4725.0 5775.6 7077.6 8599.0	27/2 ⁺ 31/2 ⁺ 35/2 ⁺ 39/2 ⁺ 41/2 ⁺	785.1 1050.6 1302.0 1521.4			1994Ju05	1. Band 3 in Fig. 1 of 1994Ju05 interpreted as possible AMR band in theory paper 2022Pa27 with probable configuration of $\pi(g_{9/2})^{-4} \otimes \nu[(g_{7/2})(h_{11/2})^2]$ from classical rotor model calculations. The authors of 1994Ju05 interpreted this band as a regular collective rotational band, and as signature partner of band 1.
3.	5051.4 5971.4 7009.8 8201.0 9567.4 11131.4	31/2 ⁻ 35/2 ⁻ 39/2 ⁻ 43/2 ⁻ 47/2 ⁻ (51/2 ⁻)	920.0 1038.4 1191.2 1366.4 1564.0	0.33(3) 0.166(+4-6), 0.181(+7-6) 0.096(2)	106.7(97) 53.7(+13-19) 58.5(+23-19) 31.0(6)	2000Ch04	1. Band 5 in Fig. 1 of 2000Ch04 is interpreted by authors as an AMR band, with deformation parameters (ϵ_2, γ)=(0.14,0°) from semiclassical and TRS calculations, with configuration $\pi(g_{9/2})^{-2} \otimes \nu(h_{11/2})^3$ taken from 1994Ju05. See also the same configuration is proposed by 2014Zh14 from TAC-CDFT calculations, with $\beta_2 = (0.209-0.167)$. 2. The mean lifetimes (in ps) of the levels from 5971.4 keV to 11131.4 keV are 0.354(31), 0.404(+13-12), 0.184 (9) and 0.179(4), respectively obtained by taking weighted average of mean lifetimes given in 2000Ch04. 3. The $\mathcal{J}^2/B(E2)$ ratio is about values are 165 MeV ⁻¹ $\hbar^2 e^{-2} b^{-2}$.

¹¹⁰Cd₄₈62

	E _{level} keV	I ^π	E _γ (E2) keV	B(E2) (eb) ²	B(E2) (W.u.)	References	Configurations and Comments:
1.	5026.3 6101.3 7325.3 8648.3 9962.3 11320.3 12763.3	14 ⁺ 16 ⁺ 18 ⁺ 20 ⁺ 22 ⁺ 24 ⁺ 26 ⁺	1075 1224 1323 1314 1358 1443	0.14(1) 0.12(2) 0.11(2) 0.09(3) 0.06(2)	44.7(32) 38(6) 35(6) 29(10) 19.1(63)	2011Ro01	1. Configuration assigned as $\pi(g_{9/2})^{-2} \otimes \nu(h_{11/2})^2$ from semi-classical particle rotor model calculations. 2. The mean lifetimes (in ps) of the levels from 6101.3 keV to 12763.3 keV are 0.36(3), 0.23(3), 0.17(3), 0.21(7), 0.27(7) and 0.35, respectively. 3. (β_2, γ)=(0.20,13°) from TAC-RMF calculations (2015Pe06). 4. Quasi-rotational band, as level energies do not seem to follow a monotonically increasing trend with ascending spins as expected for a rotor.

¹¹¹Cd₆₃

	E _{level} keV	I ^π	E _γ (E2) keV	B(E2) (eb) ²	B(E2) (W.u.)	References	Configurations and Comments:
1.	3763.2 4556.1 5501.9 6649.0 7951.3 9407.3	27/2- 31/2- 35/2- 39/2- 43/2- 47/2-	792.9 945.8 1147.1 1302.3 1456.0			1994Re06	1. Yrast band in Fig. 7 of 1994Re06 interpreted as possible AMR band in theory paper 2018Ma28 with probable configuration of $\pi(g_{9/2})^{-2} \otimes v(h_{11/2})^3$ from SCM calculations, and predicted B(E2) of 0.24 to 0.09 with ascending spins. 1994Re06 interpreted this band as a regular collective rotational band.

¹⁰⁸In₅₉

	E _{level} keV	I ^π	E _γ (E2) keV	B(E2) (eb) ²	B(E2) (W.u.)	References	Configurations and Comments:
1.	1861.5 2439.4 3274.1 4265.6	8 ⁽⁻⁾ 10 ⁽⁻⁾ 12 ⁽⁻⁾ 14 ⁽⁻⁾	577.9 834.7 991.5			2001Ch71	1. Configuration assigned as $\pi[(g_{9/2})^{-2} d_{5/2}] \otimes v h_{11/2}$ below alignment and $\pi[(g_{9/2})^{-2} d_{5/2}] \otimes v[(h_{11/2})^3]$ after alignment with deformation $(\beta_2, \gamma) \approx (0.20, 0^\circ)$ from TAC-RMF calculations, see also 2016Su17 for detailed antimagnetic interpretation.
2.	3548.1 4101.2 4879.0 577.3 6111.5 7613.9 8792.9	11 13 15 17 19 21 (23)	553.1 777.8 828.3 904.2 1002.4 1179.0			2001Ch71	1. Configuration assigned as $\pi[(g_{9/2})^{-2} g_{7/2}] \otimes v h_{11/2}$ below alignment and $\pi[(g_{9/2})^{-2} d_{7/2}] \otimes v[(h_{11/2})^3]$ after alignment with deformation $(\beta_2, \gamma) \approx (0.17, 5^\circ)$ and $(0.18, 5^\circ)$, respectively, from TAC-RMF calculations, see also 2016Su17 for detailed antimagnetic interpretation.

¹⁰⁹In₆₀

	E _{level} keV	I ^π	E _γ (E2) keV	B(E2) (eb) ²	B(E2) (W.u.)	References	Configurations and Comments:
1.	4299.2 4742.8 5396.8 6261.6 7286.4 8460.8	21/2 ⁽⁺⁾ 25/2 ⁽⁺⁾ 29/2 ⁽⁺⁾ 33/2 ⁽⁺⁾ (37/2 ⁺) (41/2 ⁺)	443.6 654.0 864.8 1024.8 1174.4			2020Wa07	1. Configuration assigned as $\pi(d_{5/2})^{-2} (g_{9/2})^{-2} \otimes v(h_{11/2})^2$ from TAC-RMF calculations. 2. The \mathcal{J}^2 values form 29/2h to 41/2h levels are 19.1, 18.9, 25.0, 26.6 MeV ⁻¹ h ²
2.	4755.7 5218.7 5849.8 6666.1 7639.1 8782.5	23/2 ⁺ 27/2 ⁺ 31/2 ⁺ 35/2 ⁺ 39/2 ⁺ 43/2 ⁺	463.0 631.1 816.3 973.0 1143.4			2020Wa07	1. Configuration assigned as $\pi(g_{7/2} (g_{9/2})^{-2}) \otimes v(h_{11/2})^2$ from TAC-RMF calculations. 2. The \mathcal{J}^2 values form 31/2 h to 43/2 h levels are 23.8, 21.7, 25.5, 26.5 MeV ⁻¹ h ²

¹¹⁰₄₉In₆₁

	E _{level} keV	I ^π	E _γ (E2) keV	B(E2) (eb) ²	B(E2) (W.u.)	References	Configurations and Comments:
1.	1617.0	8 ⁻				2001Ch71	1. Configuration assigned as $\pi[(g_{9/2})^{-2}g_{5/2}] \otimes \nu h_{11/2}$ below alignment and $\pi[(g_{9/2})^{-2}d_{5/2}] \otimes \nu[(h_{11/2})^3]$ after alignment with deformation $(\beta_2, \gamma) \approx (0.18, -10^\circ)$ and $(0.17, -5^\circ)$, respectively, from TAC-RMF calculations, see also 2016Su17 for detailed antimagnetic interpretation. 2. Quasi-rotational band, as level energies do not seem to follow a monotonically increasing trend with ascending spins as expected for a rotor.
	2201.4	10 ⁻	584.4				
	3079.4	12 ⁻	878.0				
	4157.0	14 ⁻	1077.6				
	5181.3	16 ⁻	1024.3				
	6062.6	18 ⁻	881.3				
	6999.7	(20 ⁻)	937.1				
	8088.4	(22 ⁻)	1088.7				
	9398.8	(24 ⁻)	1310.4				
2.	2220.2	9 ⁽⁻⁾				2001Ch71	1. Configuration assigned as $\pi[(g_{9/2})^{-2}g_{7/2}] \otimes \nu h_{11/2}$ below alignment and $\pi[(g_{9/2})^{-2}d_{7/2}] \otimes \nu[(h_{11/2})^3]$ after alignment with deformation $(\beta_2, \gamma) \approx (0.20, 0^\circ)$ and $(0.18, 5^\circ)$, respectively, from TAC-RMF calculations, see also 2016Su17 for detailed antimagnetic interpretation. 2. The mean lifetimes (in ps) of the levels from 5556.2 keV to 8463.5 keV are 0.774(+105-83), 0.554(+63-41), 0.403(+23-18) and 0.205(+18-14), respectively. 3. Quasi-rotational band, as level energies do not seem to follow a monotonically increasing trend with ascending spins as expected for a rotor.
	2798.2	11 ⁽⁻⁾	578.0				
	3628.8	13 ⁽⁻⁾	830.6				
	4605.8	15 ⁽⁻⁾	977.0				
	5556.2	17 ⁽⁻⁾	950.4	0.136(16)	43.4(51)		
	6445.3	19 ⁽⁻⁾	889.1	0.265(+21-27)	85(+7-9)		
	7391.5	21 ⁽⁻⁾	946.2	0.266(+13-15)	84.9(+41-48)		
	8463.5	(23 ⁻)	1072.0	0.281(+21-23)	90(7)		
	9698.4	(25 ⁻)	1234.9				
	11117.5	(27 ⁻)	1419.1				
	12744.3	(29 ⁻)	1626.8				

¹¹²₄₉In₆₃

	E _{level} keV	I ^π	E _γ (E2) keV	B(E2) (eb) ²	B(E2) (W.u.)	References	Configurations and Comments:
1.	2071	(11 ⁻)				2012Li51	1. Configuration assigned as $\pi(g_{9/2})^{-2}g_{7/2} \otimes \nu(h_{11/2})^3$ from TAC-RMF calculations. 2. $\gamma \approx 28^\circ$ and 14° with small decrease in deformation for both the configurations. alignment from TAC-RMF calculations. 3. The dynamic moment of inertia (\mathcal{J}^2) from 15 h to 23 h are 17.9, 31.2, 45.4, 53.3 and 55.6 MeV ⁻¹ \hbar^2 , respectively. 4. Quasi-rotational band, as level energies do not seem to follow a monotonically increasing trend with ascending spins as expected for a rotor.
	2653	(13 ⁻)	582				
	3458	(15 ⁻)	805				
	4390	(17 ⁻)	933				
	5235	(19 ⁻)	845				
	6155	(21 ⁻)	920				
	7147	(23 ⁻)	992				
	8327	(25 ⁻)	1180				

¹¹³₄₉In₆₄

	E _{level} keV	I ^π	E _γ (E2) keV	B(E2) (eb) ²	B(E2) (W.u.)	References	Configurations and Comments:
1.	3966	23/2 ⁺				2019Ma48	1. Configuration assigned as $\pi(g_{9/2})^{-2}g_{7/2} \otimes \nu(h_{11/2})^2$ and a gentle up-bend is attributed to the $\pi(g_{9/2})^{-2}g_{7/2} \otimes \nu(h_{11/2})^2(g_{7/2}/d_{5/2})^2$ from TAC-RMF calculations. 2. The dynamic moment of inertia (\mathcal{J}^2) from 31/2h to 47/2h are 56.7, 19.2, 27.7, 46.2 and 49.9 MeV ⁻¹ \hbar^2 , respectively.
	4605	27/2 ⁺	638.1				
	5314	(31/2 ⁺)	708.7				
	6230	(35/2 ⁺)	916.7				
	7291	(39/2 ⁺)	1061.1				
	8439	(43/2 ⁺)	1147.6				
	9667	(47/2 ⁺)	1227.8				
	10938	(51/2 ⁺)	1271.0				

¹¹⁴₄₉In₆₅

	E _{level} keV	I ^π	E _γ (E2) keV	B(E2) (eb) ²	B(E2) (W.u.)	References	Configurations and Comments:
1.	4007.1 4851.6 5746.7 (6758.9)	(16 ⁻) (18 ⁻) (20 ⁻) (22 ⁻)	 844.5 895.1 (1012.2)			2023Zh14	1. Configuration assigned as $\pi[(g_{9/2})^{-2}d_{5/2}] \otimes \nu(h_{11/2})^3$ from classical rotor model calculations and the AMR band assignment is tentative.

¹²⁷₅₄Xe₇₃

	E _{level} keV	I ^π	E _γ (E2) keV	B(E2) (eb) ²	B(E2) (W.u.)	References	Configurations and Comments:
1.	2306.7 2778.8 3425.4 4237.9 5197.4 6276.4	19/2 ⁺ 23/2 ⁺ 27/2 ⁺ 31/2 ⁺ 35/2 ⁺ 39/2 ⁺	 472.1 646.6 812.5 959.5 1079.0			2020Ch48	1. Configuration assigned as $\nu((g_{7/2})^{-1}(h_{11/2})^{-2})_{jv=19/2} \otimes \pi((h_{11/2})^2)$ from semi-classical particle plus rotor model calculations 2. The dynamic moment of inertia (\mathcal{J}^2) of levels from 27/2 ⁺ to 39/2 ⁺ are 22.0, 22.7, 26.3 and 32.7 \hbar^2 MeV ⁻¹ .

¹³⁰₅₆Ba₇₄

	E _{level} keV	I ^π	E _γ (E2) keV	B(E2) (eb) ²	B(E2) (W.u.)	References	Configurations and Comments:
1.	5713.8 6587.5 7561.1	15 ⁻ 17 ⁻ (19 ⁻)	 873.7 973.6			2020GU21	1. Band N6 in 2020Gu21 is assigned as AMR band simply based on a similar structure observed in ¹³⁷ Nd in 2019Pe08. The configurations assigned as $\nu(h_{11/2})^{-2} \otimes \nu(g_{7/2})^{-1} \otimes \pi((h_{11/2})^2)$ (2019Pe12). Compilers consider this assignment as very tentative, as no defining criteria are available.

¹³⁷₆₀Nd₇₇

	E _{level} keV	I ^π	E _γ (E2) keV	B(E2) (eb) ²	B(E2) (W.u.)	References	Configurations and Comments:
1.	6072 7036 8094 9254 10514 11878 13351 14936 16631 18435 20338	(35/2 ⁻) (39/2 ⁻) (43/2 ⁻) (47/2 ⁻) (51/2 ⁻) (55/2 ⁻) (59/2 ⁻) (63/2 ⁻) (67/2 ⁻) (71/2 ⁻) (75/2 ⁻)	 964 1058 1160 1260 1364 1473 1585 1695 1804 (1913)			2019Pe08	1. Configuration assigned as $\pi(h_{11/2})^2 \otimes \nu(h_{11/2})^{-1} (\pi, \alpha) = (-, -1/2)$ from CNS calculations, however, 2023Ka10 do not invoke antimagnetic rotational for this band. 2. $(\epsilon_2, \gamma) \approx (0.15, -60^\circ)$ from CNS calculations. 3. Descending theoretical B(E2) values are predicted from CNS model. 4. The average moment of inertia is $\approx 39 \hbar^2$ MeV ⁻¹ .

¹⁴²₆₃Eu₇₉

	E _{level} keV	I ^π	E _γ (E2) keV	B(E2) (eb) ²	B(E2) (W.u.)	References	Configurations and Comments:
1.	3578	17 ⁻				2017Al30	1. Probable configuration: [$\pi(g_{7/2}^{-1})(h_{11/2}^{-3}) \otimes (h_{11/2}^{2})$] using SPRM model calculations. 2. The mean lifetimes (in ps) of level from 4930.1 to 7286.9 keV are 1.23(+21-16), 0.46(+9-7) and < 0.45, respectively. 3. The $\mathcal{J}^2/B(E2)$ ratios of 19 \hbar to 25 \hbar levels are 66.9(87), 92.9(+15-10), 158.2(26) and < 414.7 \hbar^2 MeV ⁻¹ (eb) ⁻² , respectively.
	4110	19 ⁻	532.0	0.23(3)	52(7)		
	4930.1	21 ⁻	820.1	0.18(+3-2)	41(+7-4)		
	6005.9	23 ⁻	1075.8	0.12(2)	27.2(45)		
	7286.9	25 ⁻	1281.0	> 0.05	> 11.4		
	8750.9	27 ⁽⁻⁾	1464				

¹⁴³₆₃Eu₈₀

	E _{level} keV	I ^π	E _γ (E2) keV	B(E2) (eb) ²	B(E2) (W.u.)	References	Configurations and Comments:
1.	7389.0	43/2 ⁺				2015Ra12	1. Configuration assigned as $\nu(h_{11/2})^{-2} \pi(d_{5/2}/g_{7/2})^{-3} \otimes (\pi(h_{11/2})^2)$ from semi-classical particle rotor model calculations 2. $\beta_2 \approx 0.08$ from particle rotor model calculations. 3. The mean lifetimes (in ps) of the levels from 8003.8 keV to 11227.5 keV are 2.76(+42-35), 0.66(+14- 10), 0.37(+8-6) and 0.44(+6-5), respectively. 4. The $\mathcal{J}^2/B(E2)$ ratios of 47/2 \hbar to 59/2 \hbar levels are 47(+8-7), 66(+13-11), 216(+50-33) and 444(74) \hbar^2 MeV ⁻¹ (eb) ⁻² , respectively.
	8003.8	47/2 ⁺	614.8	0.34(+5-4)	76(+11-9)		
	8870.3	51/2 ⁺	866.5	0.25(+5-4)	56(+11-9)		
	9977.8	55/2 ⁺	1107.5	0.13(+3-2)	29(+7-4)		
	11227.5	59/2 ⁺	1249.7	0.06(1)	13.5(22)		
	12627.5	(63/2 ⁺)	1400				
2.	12018.4	63/2 ⁺	790.9	0.35(+6-5)	79(+14-11)	2015Ra12	1. Tentative configuration assigned as $[\nu(h_{11/2})^{-2} \pi(d_{5/2}/g_{7/2})^{-3} \pi(h_{11/2})^2 + \text{core}(3\hbar)] \otimes (\pi(h_{11/2})^2)$ from semi-classical particle rotor model calculations. According to 2015Ra12, smooth band termination for this band cannot be ruled out. 2. $\beta_2 \approx 0.09$ from particle rotor model calculations. 3. The mean lifetimes (in ps) of the levels from 12018.4 keV to 14159.7 keV are 0.48(+8-7), 0.44(+7-5) and <0.38, respectively. 4. The $\mathcal{J}^2/B(E2)$ ratios of 63/2 \hbar to 71/2 \hbar levels are 69(+12-10), 76(+13-10) and > 216 \hbar^2 MeV ⁻¹ (eb) ⁻² , respectively.
	12974.0	67/2 ⁺	955.6	0.23(+4-3)	52(+9-7)		
	14159.7	71/2 ⁺	1185.7	> 0.09	> 20.3		

¹⁴⁴₆₆Dy₇₈

	E _{level} keV	I ^π	E _γ (E2) keV	B(E2) (eb) ²	B(E2) (W.u.)	Reference	Configurations and Comments:
1.	3172.4	10 ⁺				2009Su09	1. Possible assignment as AMR with configuration of $\pi h_{11/2}^2 \otimes \nu h_{11/2}^{-2}$, in comparison with configuration for an AMR band in ¹¹⁰ Cd in 2011Ro01. 2. Quasi-rotational band, as level energies do not seem to follow a monotonically increasing trend with ascending spins as expected for a rotor.
	3818.5	12 ⁺	664.1				
	4542.3	14 ⁺	723.8				
	5302.7	16 ⁺	760.4				
	6074.1	18 ⁺	771.4				

References for Table 2

- 1980Ga17 W.Gast, K.Dey, A.Gelberg, U.Kaup et al. - Phys.Rev. C22, 469 (1980).
High-Spin States of ^{83}Rb .
- 1984Ku23 M.F.Kudoyarov, I.Kh.Lemberg, A.A.Pasternak, L.A.Rassadin, F.Denau - Izv.Akad.Nauk SSSR,
Ser.Fiz. 48, 1887 (1984).
Lifetimes and Level Structure in ^{83}Kr .
- 1986Fu03 L.Funke, J.Doring, P.Kemnitz, E.Will et al. - Nucl.Phys. A455, 206 (1986).
Three-Quasiparticle Excitations in ^{81}Kr .
- 1986Fu04 L.Funke, J.Doring, P.Kemnitz, P.Ojeda et al. - Z.Phys. A324, 127 (1986).
Yrast States in ^{81}Br and ^{82}Br .
- 1986Ke12 P.Kemnitz, J.Doring, L.Funke, G.Winter et al. - Nucl.Phys. A456, 89 (1986).
Evidence for Shape Coexistence from Few-Quasiparticle Excitations in ^{83}Kr .
- 1988Hi04 L.Hildingsson, C.W.Beausang, D.B.Fossan, W.F.Piel, Jr. - Phys.Rev. C37, 985 (1988).
High Spin Structure in the Odd-Proton Nucleus ^{133}Pr .
- 1988Sc13 R.Schwengner, J.Doring, L.Funke, H.Rotter et al. - Nucl.Phys. A486, 43 (1988).
High-Spin States and Band Structures in ^{79}Br .
- 1989Pa17 E.S.Paul, D.B.Fossan, Y.Liang, R.Ma, N.Xu - Phys.Rev. C40, 1255 (1989).
Shape Coexistence in ^{132}Ba .
- 1989Xu01 N.Xu, C.W.Beausang, R.Ma, E.S.Paul et al. - Phys.Rev. C39, 1799 (1989).
High Spin States in ^{137}Pr .
- 1990Ma26 R.Ma, E.S.Paul, D.B.Fossan, Y.Liang et al. - Phys.Rev. C41, 2624 (1990).
Rotational Bands in ^{135}Ce : Collective prolate and oblate rotation.
- 1990Pa05 E.S.Paul, D.B.Fossan, Y.Liang, R.Ma et al. - Phys.Rev. C41, 1576 (1990).
High-Spin States in ^{136}Ce : Systematics of collective oblate rotation.
- 1990Sc07 R.Schwengner, J.Doring, L.Funke, G.Winter et al. - Nucl.Phys. A509, 550 (1990).
Three-Quasiparticle Excitations in ^{79}Kr .
- 1990XuZW N.Xu - Thesis, State Univ. of New York (1990); Diss.Abst.Int. 51B, 2954 (1990).
High-Spin Studies for the $N = 78$ Odd-A Isotones in the $A \approx 130$ Mass Region.
- 1991Ca24 M.A.Cardona, G.de Angelis, D.Bazzacco, M.De Poli, S.Lunardi - Z.Phys. A340, 345 (1991).
High Spin Levels in ^{141}Sm .
- 1992Ba13 G.Baldsiefen, H.Hubel, D.Mehta, B.V.T.Rao et al. - Phys.Lett. 275B, 252 (1992).
Oblate Collective Bands in ^{199}Pb and ^{200}Pb .
- 1992Ku06 A.Kuhnert, M.A.Stoyer, J.A.Becker, E.A.Henry et al. - Phys.Rev. C46, 133 (1992).
Oblate Collectivity in ^{197}Pb .
- 1992Wa20 T.F.Wang, E.A.Henry, J.A.Becker, A.Kuhnert et al. - Phys.Rev.Lett. 69, 1737 (1992).
First Lifetime Measurement of Dipole Collective Bands in Neutron-Deficient Lead Nuclei.
- 1993Cl02 R.M.Clark, R.Wadsworth, F.Azaiez, C.W.Beausang et al. - J.Phys.(London) G19, L57 (1993).
First Observation of Collective Dipole Rotational Bands in the Neutron-Deficient Bismuth Nuclei.
- 1993Cl05 R.M.Clark, R.Wadsworth, E.S.Paul, C.W.Beausang et al. - Nucl.Phys. A562, 121 (1993).
Collective Oblate Dipole Rotational Bands in ^{198}Pb .
- 1993Ho15 J.W.Holcomb, J.Doring, T.Glasmacher, G.D.Johns et al. - Phys.Rev. C48, 1020 (1993).
Transition Strengths in ^{79}Rb .
- 1993Hu01 J.R.Hughes, Y.Liang, R.V.F.Janssens, A.Kuhnert et al. - Phys.Rev. C47, R1337 (1993).
Collective Oblate Bands in ^{196}Pb .
- 1993Hu08 J.R.Hughes, J.A.Becker, M.J.Brinkman, E.A.Henry et al. - Phys.Rev. C48, R2135 (1993).
Lifetime Measurements in the Regular $\Delta I = 1$ Oblate Band in ^{197}Pb .

References for Table 2 (continued)

- 1993Me12 D.Mehta, W.Korten, H.Hubel, K.Theine et al. - Z.Phys. A346, 169 (1993).
Dipole Cascades in ^{194}Pb .
- 1993PI02 A.J.M.Plompen, M.N.Harakeh, W.H.A.Hesselink, G.van't Hof et al. - Nucl.Phys. A562, 61 (1993).
Collective and Quasiparticle Structure in ^{192}Pb .
- 1993Th05 I.Thorslund, C.Fahlander, J.Nyberg, S.Juutinen et al. - Nucl.Phys. A564, 285 (1993).
The Role of the Shape Driving $h_{11/2}$ Neutron Orbital in ^{108}Cd .
- 1994Ba43 G.Baldsiefen, H.Hubel, W.Korten, D.Mehta et al. - Nucl.Phys. A574, 521 (1994).
Shears Bands in ^{199}Pb and ^{200}Pb .
- 1994Cl01 R.M.Clark, R.Wadsworth, H.R.Andrews, C.W.Beausang et al. - Phys.Rev. C50, 84 (1994).
Recoil Distance Lifetime Measurements of States in the Oblate Dipole Bands of $^{197,198}\text{Pb}$.
- 1994Da17 P.J.Dagnall, C.W.Beausang, R.M.Clark, R.Wadsworth et al. - J.Phys.(London) G20, 1591 (1994).
Oblate Bands in $A \approx 200$ Bismuth Nuclei.
- 1994De11 G.de Angelis, M.A.Cardona, M.De Poli, S.Lunardi et al. - Phys.Rev. C49, 2990 (1994).
Broken Pairs and Evolution of Collectivity in the $A \approx 140$ Mass Region: High spin states of the $^{138}_{60}\text{Nd}_{78}$ Nucleus.
- 1994Do18 J.Doring, R.Schwengner, L.Funke, H.Rotter et al. - Phys.Rev. C50, 1845 (1994).
High-Lying Three-Quasiparticle Bands and Signature Splitting in ^{81}Rb .
- 1994Je11 D.Jerrestam, W.Klamra, J.Gizon, F.Liden et al. - Nucl.Phys. A577, 786 (1994).
Collective Bands in ^{106}Ag and ^{107}Ag .
- 1994Je12 D.Jerrestam, W.Klamra, J.Gizon, B.Fogelberg et al. - Nucl.Phys. A579, 256 (1994).
High-Spin Bands in ^{105}Ag .
- 1994Jo08 G.D.Johns, J.Doring, J.W.Holcomb, T.D.Johnson et al. - Phys.Rev. C50, 2786 (1994).
Shape Changes in ^{79}Kr .
- 1994Ju04 S.Juutinen, R.Julin, M.Piiparinen, P.Ahonen et al. - Nucl.Phys. A573, 306 (1994).
Gamma-Ray Spectroscopy of ^{110}Cd .
- 1994Ju05 S.Juutinen, P.Simecek, C.Fahlander, R.Julin et al. - Nucl.Phys. A577, 727 (1994).
High-Spin States in $^{109,111}\text{Cd}$ and ^{107}Pd .
- 1994Po08 M.-G.Porquet, F.Hannachi, G.Bastin, V.Brindejonc et al. - J.Phys.(London) G20, 765 (1994).
Two-Proton High-K Oblate Structure in ^{194}Pb .
- 1994Rz01 T.Rzaca-Urban, S.Utzelmann, K.Strahle, R.M.Lieder et al. - Nucl.Phys. A579, 319 (1994).
Study of the High-Spin Structure of ^{144}Gd .
- 1994Th01 I.Thorslund, C.Fahlander, J.Nyberg, M.Piiparinen et al. - Nucl.Phys. A568, 306 (1994).
Transition Probabilities and Quadrupole Deformation Measured in ^{108}Cd .
- 1995Ba35 G.Baldsiefen, S.Chmel, H.Hubel, W.Korten et al. - Nucl.Phys. A587, 562 (1995).
Shears Bands and Their Links to Spherical States in ^{197}Pb .
- 1995Ba70 G.Baldsiefen, P.Maagh, H.Hubel, W.Korten et al. - Nucl.Phys. A592, 365 (1995).
Shears Bands in ^{201}Pb and ^{202}Pb .
- 1995Fa19 B.Fant, B.Cederwall, J.Cederkall, L.O.Norlin et al. - Phys.Scr. T56, 245 (1995).
Shell Structure and Shape Coexistence in ^{195}Pb .
- 1995Je05 D.Jerrestam, B.Fogelberg, R.A.Bark, I.G.Bearden et al. - Phys.Rev. C52, 2448 (1995).
Highly Deformed Band in ^{105}Ag .
- 1995Ju04 A.Jungclaus, S.Albers, P.von Brentano, M.Eschenauer et al. - Z.Phys. A352, 3 (1995).
Excited States in the Transitional $N = 45$ Nucleus ^{85}Zr .
- 1995Ju09 S.Juutinen, S.Tormanen, P.Ahonen, M.Carpenter et al. - Phys.Rev. C52, 2946 (1995).
Band Structures in ^{132}Ba .

References for Table 2 (continued)

- 1995Ka19 M.Kaci, M.-G.Porquet, F.Hannachi, M.Aiche et al. - Acta Phys.Pol. B26, 275 (1995).
Study of Dipole Bands in ^{194}Pb with EUROGRAM.
- 1995Mo01 E.F.Moore, M.P.Carpenter, Y.Liang, R.V.F.Janssens et al. - Phys.Rev. C51, 115 (1995).
Collectivity of Dipole Bands in ^{196}Pb .
- 1995Ne09 M.Neffgen, G.Baldsiefen, S.Frauentorf, H.Grawe et al. - Nucl.Phys. A595, 499 (1995).
Lifetimes of Shears Bands in ^{199}Pb .
- 1995Sc04 R.Schwengner, G.Winter, J.Reif, H.Prade et al. - Nucl.Phys. A584, 159 (1995).
Particle Excitations and Collectivity in the $N = 48$ Nuclei ^{83}Br and ^{85}Rb .
- 1995Ta21 S.L.Tabor, J.Doring - Phys.Scr. T56, 175 (1995).
High-K Intruder Structures in $A \approx 80$ Nuclei.
- 1996Ba53 G.Baldsiefen, H.Hubel, W.Korten, U.J.van Severen et al. - Z.Phys. A355, 337 (1996).
Crossing of Shears Bands in ^{196}Pb .
- 1996Ba54 G.Baldsiefen, M.A.Stoyer, J.A.Cizewski, D.P.McNabb et al. - Phys.Rev. C54, 1106 (1996).
Shears Bands in ^{193}Pb .
- 1996Br33 F.Brandolini, M.Ionescu-Bujor, N.H.Medina, R.V.Ribas et al. - Phys.Lett. 388B, 468 (1996).
Lifetimes of a Shears Band in ^{139}Sm .
- 1996Du18 L.Ducroux, A.Astier, R.Duffait, Y.Le Coz et al. - Z.Phys. A356, 241 (1996).
Dipole Bands and Multi-Quasiparticle Excitations in ^{193}Pb .
- 1996Ka15 M.Kaci, M.-G.Porquet, F.Hannachi, M.Aiche et al. - Z.Phys. A354, 267 (1996).
Dipole Bands in the Oblate-Shaped ^{195}Pb .
- 1996Pe06 C.M.Petrache, Y.Sun, D.Bazzacco, S.Lunardi et al. - Phys.Rev. C53, R2581 (1996).
Multiple Dipole Bands at Prolate Shapes in ^{136}Nd and Their Description Through the Projected Shell Model.
- 1996Pi11 M.Piiparinen, A.Atac, J.Blomqvist, G.B.Hagemann et al. - Nucl.Phys. A605, 191 (1996).
High-Spin Spectroscopy of the ^{142}Eu , ^{143}Eu and ^{144}Eu Nuclei.
- 1996Po07 K.R.Pohl, P.H.Regan, J.E.Bush, P.E.Raines et al. - Phys.Rev. C53, 2682 (1996).
High-Spin States in ^{107}Pd , ^{108}Pd , and ^{109}Ag .
- 1996Ro04 C.Rossi Alvarez, D.Vretenar, Zs.Podolyak, D.Bazzacco et al. - Phys.Rev. C54, 57 (1996).
Excited States in ^{139}Sm Described with the Interacting Boson Model Plus Broken Pairs.
- 1996Sm07 D.H.Smalley, R.Chapman, P.J.Dagnall, C.Finck et al. - Nucl.Phys. A611, 96 (1996).
Gamma-Ray Spectroscopy of ^{79}Rb and ^{81}Sr .
- 1997Ch01 R.S.Chakrawarthy, R.G.Pillay - Phys.Rev. C55, 155 (1997).
M1 Bands and Intruder Bands in ^{113}In .
- 1997Ch33 S.Chmel, F.Brandolini, R.V.Ribas, G.Baldsiefen et al. - Phys.Rev.Lett. 79, 2002 (1997).
g Factor of a Magnetic-Rotational Band Head in ^{193}Pb .
- 1997Cl03 R.M.Clark, S.J.Asztalos, G.Baldsiefen, J.A.Becker et al. - Phys.Rev.Lett. 78, 1868 (1997).
Evidence for 'Magnetic Rotation' in Nuclei: Lifetimes of states in the M1 bands of $^{198,199}\text{Pb}$.
- 1997Ga01 A.Gadea, G.de Angelis, C.Fahlander, M.De Poli et al. - Phys.Rev. C55, R1 (1997).
Magnetic Rotation in the ^{105}Sn Nucleus.
- 1997Ju01 S.Juutinen, E.Makela, R.Julin, M.Piiparinen et al. - Nucl.Phys. A617, 74 (1997).
Coexistence of Collective and Quasiparticle Structure in ^{106}Sn and ^{108}Sn .
- 1997Ko51 J.Kownacki, M.Lipoglavsek, L.-O.Norlin, J.Nyberg et al. - Nucl.Phys. A627, 239 (1997).
High-Spin Studies of the Neutron Deficient Nuclei ^{103}In , ^{105}In , ^{107}In , and ^{109}In .
- 1997La13 G.J.Lane, D.B.Fossan, I.Thorslund, P.Vaska et al. - Phys.Rev. C55, R2127 (1997).
Identification of Excited States in Doubly Odd ^{110}Sb : Smooth band termination.

References for Table 2 (continued)

- 1997Lo12 G.Lo Bianco, Ch.Protochristov, G.Falconi, N.Biasi et al. - Z.Phys. A359, 347 (1997).
A Dipole Band in ^{124}Xe .
- 1997Pe25 J.Persson, J.Cederkall, M.Lipoglavsek, M.Palacz et al. - Nucl.Phys. A627, 101 (1997).
In-Beam γ -Ray Spectroscopy of ^{102}Cd .
- 1997Ri16 M.A.Rizzutto, F.R.Espinoza-Quinones, E.W.Cybulska, N.H.Medina et al. - Z.Phys. A359, 471 (1997) – abstract only, accessible electronically.
High Spin States in ^{143}Gd .
- 1997Su11 M.Sugawara, H.Kusakari, Y.Igari, K.Terui et al. - Z.Phys. A358, 1 (1997).
Dipole Bands in ^{142}Gd .
- 1997VaZS P.Vaska - State Univ.of New York Stony Brook (1997).
High-Spin Studies of Light Odd-Mass Indium Nuclei.
- 1997Vo12 O.Vogel, A.Dewald, P.von Brentano, J.Gableske et al. - Phys.Rev. C56, 1338 (1997).
Lowest Four-Quasiparticle Magnetic Dipole Band in ^{128}Ba .
- 1998Ch35 R.S.Chakrawarthy, B.S.Nara Singh, R.G.Pillay - Eur.Phys.J. A 3, 5 (1998).
Band Structures in ^{108}In .
- 1998Cl06 R.M.Clark, R.Krucken, S.J.Asztalos, J.A.Becker et al. - Phys.Lett. 440B, 251 (1998).
The Shears Mechanism in the Lead Isotopes.
- 1998Fo02 N.Fotiades, J.A.Cizewski, D.P.McNabb, K.Y.Ding et al. - Phys.Rev. C57, 1624 (1998).
Weak Coupling and Dipole Bands in ^{191}Pb .
- 1998Je03 D.G.Jenkins, I.M.Hibbert, C.M.Parry, R.Wadsworth et al. - Phys.Lett. 428B, 23 (1998).
Magnetic Rotation in ^{106}Sn and ^{108}Sn .
- 1998Ka59 M.Kaci, M.-G.Porquet, C.Vieu, C.Schuck et al. - Eur.Phys.J. A 3, 201 (1998).
Spin and Parity Values of States of Dipole Bands in ^{194}Pb .
- 1998Kr20 R.Krucken, R.M.Clark, A.Dewald, M.A.Deleplanque et al. - Phys.Rev. C58, R1876 (1998).
Lifetimes Near the Bandhead of a Shears Band in ^{198}Pb .
- 1998La14 G.J.Lane, D.B.Fossan, C.J.Chicara, H.Schnare et al. - Phys.Rev. C58, 127 (1998).
High-Spin States, Particle-Hole Structure, and Linked Smooth Terminating Bands in Doubly Odd ^{112}Sb .
- 1998Ma09 A.O.Macchiavelli, R.M.Clark, P.Fallon, M.A.Deleplanque et al. - Phys.Rev. C57, R1073 (1998).
Semiclassical Description of the Shears Mechanism and the Role of Effective Interactions.
- 1998Pe17 P.Petkov, J.Gableske, O.Vogel, A.Dewald et al. - Nucl.Phys. A640, 293 (1998).
In-Band M1 and E2 Transition Rates and Collective Structures in ^{128}Ba .
- 1998Su04 M.Sugawara, H.Kusakari, Y.Igari, K.Myojin et al. - Eur.Phys.J. A 1, 123 (1998).
Dipole and Quadrupole Cascades in the Yrast Region of ^{143}Gd .
- 1998Ta26 S.K.Tandel, S.B.Patel, P.Joshi, G.Mukherjee et al. - Phys.Rev. C58, 3738 (1998).
Structure of the Neutron Deficient ^{107}In .
- 1998Va03 P.Vaska, D.B.Fossan, D.R.LaFosse, H.Schnare et al. - Phys.Rev. C57, 1634 (1998).
Particle-Hole Induced Electric and Magnetic Rotation in ^{111}In .
- 1998Wi20 I.Wiedenhöver, O.Vogel, H.Klein, A.Dewald et al. - Phys.Rev. C58, 721 (1998).
Detailed Angular Correlation Analysis with 4π Spectrometers: Spin determinations and multipolarity mixing measurements in ^{128}Ba .
- 1999Cl03 R.M.Clark, S.J.Asztalos, B.Busse, C.J.Chicara et al. - Phys.Rev.Lett. 82, 3220 (1999).
Shears Mechanism in the $A \sim 110$ Region.
- 1999De50 G.de Angelis, N.Belcari, D.De Acuna, D.R.Napoli et al. - Nucl.Phys. (Supplement) A654, 659c (1999).
Collective Excitations in the Vicinity of $N = Z$.

References for Table 2 (continued)

- 1999Do02 J.Doring, D.Ulrich, G.D.Johns, M.A.Riley, S.L.Tabor - Phys.Rev. C59, 71 (1999).
Signature Inversion and the First Observation of a Magnetic Dipole Band in Odd-Odd Rubidium Isotope ^{82}Rb .
- 1999Je07 D.G.Jenkins, R.Wadsworth, J.A.Cameron, R.M.Clark et al. - Phys.Rev.Lett. 83, 500 (1999).
Confirmation of the Shears Mechanism in Near-Spherical Tin Nuclei.
- 1999No03 J.R.Novak, C.W.Beausang, N.Amzal, R.F.Casten et al. - Phys.Rev. C59, R2989 (1999).
High-Spin States in ^{205}Rn : A new shears band structure ?.
- 1999Po13 W.Pohler, G.Baldsiefen, H.Hubel, W.Korten et al. - Eur.Phys.J. A 5, 257 (1999).
Conversion Electron Spectroscopy of Magnetic-Rotational Bands in ^{197}Pb and ^{199}Pb .
- 1999Ra02 I.Ray, P.Banerjee, S.Bhattacharya, M.Saha-Sarkar et al. - Nucl.Phys. A646, 141 (1999).
Band Structure of ^{79}Br .
- 1999Sc14 H.Schnare, R.Schwengner, S.Frauendorf, F.Donau et al. - Phys.Rev.Lett. 82, 4408 (1999).
First Evidence of Magnetic Rotation in the $A = 80$ Region.
- 1999Sc20 I.Schneider, R.S.Chakrawarthy, I.Wiedenhöver, A.Schmidt et al. - Phys.Rev. C60, 014312 (1999).
Magnetic Dipole Band in ^{124}Xe .
- 1999Zh28 S.-J.Zhu, M.Li, L.-Y.Zhu, C.-Y.Gan et al. - Chin.Phys.Lett. 16, 635 (1999).
Identification of Collective Oblate Bands in ^{138}Ce .
- 2000Ch04 C.J.Chicara, S.J.Asztalos, B.Busse, R.M.Clark et al. - Phys.Rev. C61, 034318 (2000).
Shears Mechanism in ^{109}Cd .
- 2000Di16 V.I.Dimitrov, F.Donau, S.Frauendorf - Phys.Rev. C62, 024315 (2000).
Hybrid Version of the Tilted Axis Cranking Model and Its Application to ^{128}Ba .
- 2000Go47 A.Gorgen, H.Hubel, D.Ward, S.Chmel et al. - Eur.Phys.J. A 9, 161 (2000).
Search for Magnetic Rotation in ^{202}Pb and ^{203}Pb .
- 2000JeZX D.G.Jenkins, R.Wadsworth, J.A.Cameron, M.P.Carpenter et al. - nucl-ex/0007004v1,07/05/2000 (2000).
Incipient magnetic rotation? A magnetic dipole band in ^{104}Cd .
- 2000Ke01 N.S.Kelsall, R.Wadsworth, S.J.Asztalos, B.Busse et al. - Phys.Rev. C61, 011301 (2000).
Evidence for Shears Bands in ^{108}Cd .
- 2000Li14 R.M.Lieder, T.Rzaca-Urban, H.J.Jensen, W.Gast et al. - Nucl.Phys. A671, 52 (2000).
From Highly to Superdeformed Shapes: Study of ^{143}Gd .
- 2000Pe20 P.Petkov, A.Dewald, R.Kuhn, R.Peusquens et al. - Phys.Rev. C62, 014314 (2000).
Coincidence Recoil-Distance Doppler-Shift Lifetime Measurements in ^{128}Ba .
- 2000Sc17 R.Schwengner, H.Schnare, S.Frauendorf, F.Donau et al. - J.Res.Natl.Inst.Stand.Technol. 105, 133 (2000).
Magnetic Rotation in the $A = 80$ Region: M1 bands in heavy Rb isotopes.
- 2000Zw02 G.Zwartz, T.E.Drake, M.Cromaz, D.Ward et al. - J.Phys.(London) G26, 849 (2000).
Magnetic Dipole Bands in ^{198}Bi .
- 2001Am08 Amita, A.K.Jain, V.I.Dimitrov, S.G.Frauendorf - Phys.Rev. C64, 034308 (2001).
Magnetic Dipole Rotational Bands in Odd-A Rb Isotopes.
- 2001Ch71 C.J.Chicara, D.B.Fossan, V.P.Janzen, T.Koike et al. - Phys.Rev. C64, 054314 (2001).
Spectroscopy in the $Z = 49$ $^{108,110}\text{In}$ Isotopes: Lifetime measurements in shears bands.
- 2001CI02 R.M.Clark, A.O.Macchiavelli - Nucl.Phys. A682, 415c (2001).
The Shears Mechanism.
- 2001Co19 J.R.Cooper, R.Krucken, C.W.Beausang, J.R.Novak et al. - Phys.Rev.Lett. 87, 132503 (2001).
Crossing of Shears Bands in ^{197}Pb : B(M1) Values and Semiclassical Description.

References for Table 2 (continued)

- 2001Fo02 B.Fornal, R.Broda, P.J.Daly, P.Bhattacharyya et al. - Phys.Rev. C63, 024322 (2001).
Few Particle Excitations of $N = 83$ Isotones ^{134}Sb and ^{135}Te from ^{248}Cm Fission.
- 2001Go06 A.Gorgen, N.Nenoff, H.Hubel, G.Baldsiefen et al. - Nucl.Phys. A683, 108 (2001).
Magnetic Rotation in ^{197}Pb and ^{198}Pb .
- 2001Ke12 G.Kemper, A.Dewald, I.Wiedenhöver, R.Peusquens et al. - Eur.Phys.J. A 11, 121 (2001).
Investigation of the Magnetic Rotation in ^{196}Pb .
- 2001Li24 K.P.Lieb, D.Kast, A.Jungclaus, I.P.Johnstone et al. - Phys.Rev. C63, 054304 (2001).
Proton versus Neutron Excitations in the High-Spin Spectrum of ^{102}Cd .
- 2001Lu16 Y.X.Luo, J.O.Rasmussen, A.V.Ramayya, J.H.Hamilton et al. - Phys.Rev. C 64, 054306 (2001);
Erratum Phys.Rev. C 104, 069902 (2021).
Fission γ Spectra and Levels in ^{139}Ba .
- 2001Mu14 B.Mukherjee, S.Muralithar, R.P.Singh, R.Kumar et al. - Phys.Rev. C63, 057302 (2001).
 γ -Ray Spectroscopy of Odd-Odd ^{62}Cu .
- 2001Rz01 T.Rzaca-Urban - Acta Phys.Pol. B32, 2645 (2001).
Search for Magnetic Rotation in the $A \approx 140$ Region.
- 2002Ka01 M.Kaci, M.-G.Porquet, I.Deloncle, M.Aiche et al. - Nucl.Phys. A697, 3 (2002).
Multiparticle Excitations in ^{194}Pb .
- 2002La26 S.Lakshmi, H.C.Jain, P.K.Joshi, Amita et al. - Phys.Rev. C66, 041303 (2002).
Shape transition and tilted axis rotation in ^{136}Ce .
- 2002Li22 R.M.Lieder, T.Rzaca-Urban, H.Brands, W.Gast et al. - Eur.Phys.J. A 13, 297 (2002).
Development of Magnetic Rotation in Light Gd Nuclei; Study of ^{142}Gd .
- 2002Sc13 R.Schwengner, F.Donau, T.Servene, H.Schnare et al. - Phys.Rev. C65, 044326 (2002).
Magnetic and Collective Rotation in ^{79}Br .
- 2002Sc35 R.Schwengner, G.Rainovski, H.Schnare, A.Wagner et al. - Phys.Rev. C66, 024310 (2002).
Magnetic rotation in ^{82}Rb and ^{84}Rb .
- 2002Si20 A.K.Singh, N.Nenoff, D.Rossbach, A.Gorgen et al. - Nucl.Phys. A707, 3 (2002).
Detailed Study of Magnetic Rotation in ^{196}Pb .
- 2002Si29 A.K.Singh, H.Hubel, D.Rossbach, S.Chmel et al. - Phys.Rev. C 66, 064314 (2002).
Lifetimes of magnetic-rotational bands in ^{196}Pb .
- 2002Ta11 S.K.Tandel, S.R.Kore, S.B.Patel, S.Muralithar et al. - Phys.Rev. C65, 054307 (2002).
Rotational Bands and Noncollective Structures in ^{85}Zr .
- 2002Vy02 K.Vyvey, S.Chmel, G.Neyens, H.Hubel et al. - Phys.Rev.Lett. 88, 102502 (2002).
Quadrupole Moment of the 11^- Intruder Isomer in ^{196}Pb and Its Implications for the 16^- Shears Band Head.
- 2003Da07 P.Datta, S.Chattopadhyay, P.Banerjee, S.Bhattacharya et al. - Phys.Rev. C 67, 014325 (2003).
Possible coexistence of principal and tilted axis rotation in ^{103}Ag .
- 2003Ma95 Z.Marcinkowska, T.Rzaca-Urban, Ch.Droste, T.Morek et al. - Acta Phys.Pol. B34, 2319 (2003).
Magnetic rotation in the nucleus ^{141}Eu .
- 2003Pa38 E.S.Paul, S.A.Forbes, J.Gizon, K.Hauschild et al. - Nucl.Phys. A727, 207 (2003).
Magnetic dipole bands in ^{133}Pr .
- 2003Wa36 Z.-M.Wang, S.-X.Wen, X.-G.Wu, Z.-H.Peng et al. - High Energy Phys. and Nucl.Phys. (China) 27, 24 (2003).
Study on High Spin States.
- 2004Da14 P.Datta, S.Chattopadhyay, P.Banerjee, S.Bhattacharya et al. - Phys.Rev. C 69, 044317 (2004).
Observation of magnetic rotation in odd-odd ^{104}Ag .

References for Table 2 (continued)

- 2004Kr14 Krishichayan, A.Chakraborty, S.S.Ghugre, R.Goswami et al. - Phys.Rev. C 70, 044315 (2004).
High-spin states in the odd-odd nucleus ^{146}Tb .
- 2004La03 S.Lakshmi, H.C.Jain, P.K.Joshi, A.K.Jain, S.S.Malik - Phys.Rev. C 69, 014319 (2004).
Magnetic rotation and shape mixing in ^{134}Ce .
- 2004Ma09 S.S.Malik, P.Agarwal, A.K.Jain - Nucl.Phys. A732, 13 (2004).
Magnetic rotation based on oblate shape in odd Kr-isotopes.
- 2004Po13 E.O.Podsvirova, R.M.Lieder, A.A.Pasternak, S.Chmel et al. - Eur.Phys.J. A 21, 1 (2004).
Investigation of lifetimes in dipole bands of ^{141}Eu .
- 2004Sa47 B.Saha, A.Dewald, O.Moller, R.Peusquens et al. - Phys.Rev. C 70, 034313 (2004); Erratum
Phys.Rev. C 71, 039902 (2005); Comment Phys.Rev. C 72, 029801 (2005).
Probing nuclear structure of ^{124}Xe .
- 2004Xi01 C.Y.Xie, X.H.Zhou, Y.Zheng, Y.H.Zhang et al. - Eur.Phys.J. A 19, 7 (2004).
Level structure of ^{146}Tb .
- 2005Ba51 A.M.Baxter, A.P.Byrne, G.D.Dracoulis, P.M.Davidson et al. - Phys.Rev. C 71, 054302 (2005).
Spherical and deformed structures in ^{189}Pb .
- 2005De02 A.Y.Deo, S.K.Tandel, S.B.Patel, P.V.Madhusudhana Rao et al. - Phys.Rev. C 71, 017303 (2005).
Lifetime measurements in ^{112}Sb .
- 2005GI09 K.A.Gladnishki, D.L.Balabanski, P.Petkov, A.Dewald et al. - J.Phys.(London) G31, S1559 (2005).
Lifetime measurements in the Yrast magnetic band in ^{193}Pb .
- 2005JaZZ H.C.Jain, S.Lakshmi, P.K.Joshi - Proc.Nuclei at the Limits, Argonne, Illinois, D.Seweryniak and
T.L.Khoo, eds., p.99 (2005); AIP Conf. Proc 764 (2005).
Identification Of Chiral Bands In ^{135}Ce .
- 2005Ku10 R.Kumar, K.Singh, D.Mehta, N.Singh et al. - Eur.Phys.J. A 24, 13 (2005).
Collective structures of the ^{131}Cs nucleus.
- 2005La29 S.Lakshmi, H.C.Jain, P.K.Joshi, I.Mazumdar et al. - Nucl.Phys. A761, 1 (2005).
High spin structure of ^{136}Ce .
- 2005Ma51 G.K.Mabala, E.Gueorguieva, J.F.Sharpey-Schafer, M.Benatar et al. - Eur.Phys.J. A 25, 49 (2005).
Shears band with a large dynamic moment of inertia in ^{197}Bi .
- 2005Na37 S.Naguleswaran, R.S.Chakravarthy, U.Garg, K.L.Lamkin et al. - Phys.Rev. C 72, 044304 (2005).
Magnetic and intruder rotational bands in ^{113}In .
- 2005Pa07 A.A.Pasternak, E.O.Podsvirova, R.M.Lieder, S.Chmel et al. - Eur.Phys.J. A 23, 191 (2005).
Investigation of lifetimes in dipole bands of ^{142}Gd .
- 2006Ch51 X.L.Che, S.J.Zhu, M.L.Li, Y.J.Chen et al. - Eur.Phys.J. A 30, 347 (2006).
High-spin levels based on the $11/2^-$ isomer in ^{135}Ba .
- 2006De15 A.Y.Deo, S.B.Patel, S.K.Tandel, S.Muralithar et al. - Phys.Rev. C 73, 034313 (2006).
Systematics of the shears mechanism in silver isotopes.
- 2006Ga10 S.Ganguly, P.Banerjee, I.Ray, R.Kshetri et al. - Nucl.Phys. A768, 43 (2006).
Band structure in ^{83}Rb from lifetime measurements.
- 2006He31 C.-Y.He, Li.-H.Zhu, X.-G.Wu, Z.-M.Wang et al. - High Energy Phys. and Nucl.Phys. (China) 30,
966 (2006).
High Spin State Structure of ^{106}Ag .
- 2006Ra10 R.Raut, S.Ganguly, R.Kshetri, P.Banerjee et al. - Phys.Rev. C 73, 044305 (2006).
High spin states in ^{143}Sm .
- 2007Ag13 P.Agarwal, S.Kumar, S.Singh, R.K.Sinha et al. - Phys.Rev. C 76, 024321 (2007).
Bandcrossing of magnetic rotation bands in ^{137}Pr .

References for Table 2 (continued)

- 2007Ku12 S.Kumar, R.Palit, H.C.Jain, I.Mazumdar et al. - Phys.Rev. C 76, 014306 (2007).
High spin structure of ^{139}Nd .
- 2007Ti07 J.Timar, T.Koike, N.Pietralla, G.Rainovski et al. - Phys.Rev. C 76, 024307 (2007).
High-spin structure of ^{105}Ag : Search for chiral doublet bands.
- 2007TiZZ J.Timar, B.M.Nyako, G.Berek, J.Gal et al. - Atomki 2007 Ann.Rept., p.27 (2007).
Search for chirality in ^{109}Ag .
- 2007Yu03 D.Yuan, Y.Zheng, D.Zhou, Y.Zuo et al. - Hyperfine Interactions 180, 49 (2007).
g-Factors of magnetic-rotational states in ^{85}Zr .
- 2008A112 A.Al-Khatib, H.Hubel, P.Bringel, C.Engelhardt et al. - Eur.Phys.J. A 36, 21 (2008).
Transition to non-collective states at high spin in ^{124}Xe .
- 2008Da12 P.Datta, S.Roy, S.Pal, S.Chattopadhyay et al. - Phys.Rev. C 78, 021306 (2008).
Abrupt change of rotation axis in ^{109}Ag .
- 2008Ha39 D.J.Hartley, E.P.Seyfried, W.Reviol, D.G.Sarantites et al. - Phys.Rev. C 78, 054319 (2008);
Publishers Note Phys.Rev. C 78, 069901(2008).
Possible shears bands in ^{204}At and ^{206}Fr , and identification of excited states in $^{205,207}\text{Fr}$.
- 2008Li08 E.O.Lieder, A.A.Pasternak, R.M.Lieder, A.D.Efimov et al. - Eur.Phys.J. A 35, 135 (2008).
Investigation of lifetimes in quadrupole bands of ^{142}Gd .
- 2008Pa36 A.A.Pasternak, E.O.Lieder, R.M.Lieder, S.Chmel et al. - Eur.Phys.J. A 37, 279 (2008).
Investigation of lifetimes in the dipole band of ^{139}Sm .
- 2008Ra06 S.Ray, N.S.Pattabiraman, Krishichayan, A.Chakraborty et al. - Phys.Rev. C 77, 024305 (2008);
Erratum Phys.Rev. C 78, 049901 (2008).
Level structure of ^{103}Ag at high spin.
- 2008Si26 S.Sihotra, R.Palit, Z.Naik, K.Singh et al. - Phys.Rev. C 78, 034313 (2008).
Multiple band structures of ^{131}Cs .
- 2008To15 D.A.Torres, F.Cristancho, L.-L.Andersson, E.K.Johansson et al. - Phys.Rev. C 78, 054318 (2008).
Deformations and magnetic rotations in the ^{60}Ni nucleus.
- 2008Xu05 Q.Xu, S.J.Zhu, X.L.Che, J.G.Wang et al. - Phys.Rev. C 78, 034310 (2008).
High-spin states and collective oblate bands in ^{139}Nd .
- 2009Bh04 T.Bhattacharjee, S.Chanda, S.Bhattacharyya, S.K.Basu et al. - Nucl.Phys. A825, 16 (2009).
Band structures in near spherical ^{138}Ce .
- 2009Dh01 A.Dhal, R.K.Sinha, L.Chaturvedi, P.Agarwal et al. - Phys.Rev. C 80, 014320 (2009).
High spin states in ^{139}Pm .
- 2009Ku03 T.Kutsarova, E.A.Stefanova, A.Minkova, S.Lalkovski et al. - Phys.Rev. C 79, 014315 (2009).
High-spin level scheme of ^{194}Pb .
- 2009Li66 X.-Q.Li, L.-H.Zhu, X.-G.Wu, C.-Y.He et al. - Chin.Phys.C 33, Supplement 1, 209 (2009).
Shears bands in ^{112}In .
- 2009Ru03 C.Rusu, C.A.Ur, D.Bucurescu, A.Iordachescu et al. - Nucl.Phys. A818, 1 (2009).
In-beam gamma-ray spectroscopy and shell-model description of $^{85,86}\text{Y}$ isotopes.
- 2009Sc22 R.Schwengner, G.Rainovski, H.Schnare, A.Wagner et al. - Phys.Rev. C 80, 044305 (2009).
Magnetic dipole sequences in ^{83}Rb .
- 2009Su09 M.Sugawara, Y.Toh, M.Oshima, M.Koizumi et al. - Phys.Rev. C 79, 064321 (2009).
Possible magnetic and antimagnetic rotations in ^{144}Dy .
- 2010He05 C.Y.He, L.H.Zhu, X.G.Wu, S.X.Wen et al. - Phys.Rev. C 81, 057301 (2010).
Band structures in ^{106}Ag and systematics of shears mechanism in the $A \sim 110$ mass region.

References for Table 2 (continued)

- 2010He09 C.-Y.He, X.-Q.Li, L.-H.Zhu, X.-G.Wu et al. - Nucl.Phys. A834, 84c (2010).
New level scheme and magnetic rotation in ^{112}In .
- 2010Id01 E.Ideguchi, B.Cederwall, E.Ganioglu, B.Hadinia et al. - Phys.Rev. C 81, 034303 (2010).
High-spin intruder band in ^{107}In .
- 2010Ku15 S.Kumar, A.K.Jain, A.Goel, S.S.Malik et al. - Phys.Rev. C 81, 067304 (2010).
Band structure and shape coexistence in $^{135}_{56}\text{Ba}_{79}$.
- 2010Ne05 D.Negi, T.Trivedi, A.Dhal, S.Kumar et al. - Phys.Rev. C 81, 054322 (2010).
High spin spectroscopy and shears mechanism in ^{107}In .
- 2010Pr04 M.G.Procter, D.M.Cullen, C.Scholey, B.Niclasen et al. - Phys.Rev. C 81, 054320 (2010).
Lifetime measurements and shape coexistence in ^{144}Dy .
- 2010Ro15 S.Roy, P.Datta, S.Pal, S.Chattopadhyay et al. - Phys.Rev. C 81, 054311 (2010).
Band crossing in a shears band of ^{108}Cd .
- 2010Sh12 S.Shen, G.Han, S.Wen, F.Pan et al. - Phys.Rev. C 82, 014306 (2010), Erratum Phys.Rev. C 91, 029902 (2015).
High-spin states and level structure in ^{84}Rb .
- 2010Si14 S.Sihotra, Z.Naik, R.Palit, A.Y.Deo et al. - Eur.Phys.J. A 43, 45 (2010).
Level structures in the $^{107}_{49}\text{In}$ nucleus and their microscopic description.
- 2010Yu03 D.-Q.Yuan, Y.-N.Zheng, Y.Zuo, P.Fan et al. - Chin.Phys.B 19, 062701 (2010).
The g-factors and magnetic rotation in ^{82}Rb .
- 2010Zh12 N.-T.Zhang, Y.-H.zhang, X.-H.Zhou, M.-L.Liu et al. - Chin.Phys.C 34, 456 (2010).
Dipole bands in nucleus ^{139}Pm .
- 2011Ba02 D.L.Balabanski, M.Ionescu-Bujor, A.Iordachescu, D.Bazzacco et al. - Phys.Rev. C 83, 014304 (2011).
Spin, quadrupole moment, and deformation of the magnetic-rotational band head in ^{193}Pb .
- 2011Ba05 P.Banerjee, S.Ganguly, M.K.Pradhan, H.P.Sharma et al. - Phys.Rev. C 83, 024316 (2011).
Experimental study of $\Delta I = 1$ bands in ^{111}In .
- 2011Bh07 S.Bhowal, G.Gangopadhyay, C.M.Petrache, I.Ragnarsson et al. - Phys.Rev. C 84, 024313 (2011).
Development of collective structures over noncollective excitations in ^{139}Nd .
- 2011Ga44 S.Ganguly, A.Dey, P.Banerjee, S.Bhattacharya et al. - Braz.J.Phys. 41, 135 (2011).
Study of Three-Quasiparticle Band in ^{83}Kr .
- 2011He04 C.Y.He, X.Q.Li, L.H.Zhu, X.G.Wu et al. - Phys.Rev. C 83, 024309 (2011).
Magnetic rotation in ^{112}In .
- 2011Li43 C.B.Li, Y.Zheng, X.G.Wu, X.F.Li et al. - Eur.Phys.J. A 47, 141 (2011).
Level structures in the ^{114}In nucleus.
- 2011Zh47 N.T.Zhang, Y.H.Zhang, X.H.Zhou, M.L.Liu et al. - Phys.Rev. C 84, 057302 (2011).
In-beam γ spectroscopy of the odd-Z nucleus ^{139}Pm .
- 2011Zh57 P.W.Zhao, S.Q.Zhang, J.Peng, H.Z.Liang et al. - Phys.Lett. B 699, 181 (2011).
Novel structure for magnetic rotation bands in ^{60}Ni .
- 2011ZhZU N.T.Zhang - Priv.Comm. (2011).
 ^{139}Pm : Priv. comm. with reference to author's articles 2011Zh12 and 2011Zh47
- 2012KuZT S.Kumar - Proc Conf on Frontiers in Gamma-Ray Spectroscopy (FIG2012), New Delhi, India, 5-7 March 2012, S.Muralithar, Ed., p.151 (2012); AIP 1609 (2012).
Magnetic rotation (MR) band crossing in N=78 odd-Z nuclei: Tilted axis cranking (TAC) calculations to explore the role of nucleons.
- 2012Li38 C.B.Li, J.Li, X.G.Wu, X.F.Li et al. - Nucl.Phys. A892, 34 (2012).
Magnetic rotation in doubly odd nucleus ^{114}In .

References for Table 2 (continued)

- 2012Ma27 K.Y.Ma, J.B.Lu, D.Yang, H.D.Wang et al. - Eur.Phys.J. A 48, 82 (2012).
Level structures of ^{113}In .
- 2012Ne03 D.Negi, T.Trivedi, A.Dhal, S.Kumar et al. - Phys.Rev. C 85, 057301 (2012).
Shears mechanism in ^{109}In .
- 2012Pa16 H.Pai, G.Mukherjee, S.Bhattacharyya, M.R.Gohil et al. - Phys.Rev. C 85, 064313 (2012).
High spin band structures in doubly odd ^{194}Tl .
- 2012Pe15 C.M.Petrache, S.Frauendorf, M.Matsuzaki, R.Leguillon et al. - Phys.Rev. C 86, 044321 (2012).
Tilted axis rotation, candidates for chiral bands, and wobbling motion in ^{138}Nd .
- 2012St06 D.Steppenbeck, R.V.F.Janssens, S.J.Freeman, M.P.Carpenter et al. - Phys.Rev. C 85, 044316 (2012).
Magnetic rotation and quasicollective structures in ^{58}Fe : Influence of the $\nu g_{9/2}$ orbital.
- 2012Tr01 T.Trivedi, R.Palit, J.Sethi, S.Saha et al. - Phys.Rev. C 85, 014327 (2012).
Small quadrupole deformation for the dipole bands in ^{112}In .
- 2012Wa34 S.Y.Wang, D.P.Sun, B.Qi, Z.Q.Chen et al. - Phys.Rev. C 86, 064302 (2012).
Collective and noncollective states in ^{116}Sb .
- 2013Ga11 R.Garg, S.Kumar, M.Saxena, S.Goyal et al. - Phys.Rev. C 87, 034317 (2013).
High spin states in $^{135}_{57}\text{La}_{78}$.
- 2013Le27 R.Leguillon, H.Nishibata, Y.Ito, C.M.Petrache et al. - Phys.Rev. C 88, 044309 (2013).
Spectroscopy of ^{135}La .
- 2013Li33 J.Li, C.Y.He, Y.Zheng, C.B.Li et al. - Phys.Rev. C 88, 014317 (2013).
Signature splitting and magnetic rotation in ^{86}Y .
- 2013Va10 A.Vanraeyenest, C.M.Petrache, D.Guinet, P.T.Greenlees et al. - Phys.Rev. C 87, 064303 (2013).
Identification of new transitions feeding the high-spin isomers in ^{139}Nd and ^{140}Nd nuclei.
- 2013Wa20 Z.G.Wang, M.L.Liu, Y.H.Zhang, X.H.Zhou et al. - Phys.Rev. C 88, 024306 (2013).
High-spin level structure of the doubly odd nucleus ^{104}Ag .
- 2014Ch22 Y.Y.Cheng, S.Q.Zhang, X.Q.Li, H.Hua et al. - Phys.Rev. C 89, 054309 (2014).
High-spin spectroscopy of ^{144}Tb : Systematic investigation of dipole bands in $N=79$ isotones.
- 2014Ku19 S.Kumar, N.Kumar, S.Mandal, S.C.Pancholi et al. - Phys.Rev. C 90, 024315 (2014).
High spin band structure of $^{85}_{38}\text{Nd}_{47}$.
- 2014Ma55 P.L.Masiteng, E.A.Lawrie, T.M.Ramashidzha, J.J.Lawrie et al. - Eur.Phys.J. A 50, 119 (2014).
Rotational bands and chirality in ^{194}Tl .
- 2014Pa53 H.Pai, G.Mukherjee, S.Bhattacharyya, C.Bhattacharya et al. - Phys.Rev. C 90, 064314 (2014).
Crossing of large multiquasiparticle magnetic-rotation bands in ^{198}Bi .
- 2014Ra03 S.Rajbanshi, A.Bisoi, S.Nag, S.Saha et al. - Phys.Rev. C 89, 014315 (2014).
Shape coexistence in the near-spherical ^{142}Sm nucleus.
- 2014Ra18 S.Rajbanshi, A.Bisoi, S.Nag, S.Saha et al. - Phys.Rev. C 90, 024318 (2014).
Multiple magnetic rotational bands based on proton alignment in ^{143}Eu .
- 2014Ya02 S.H.Yao, H.L.Ma, L.H.Zhu, X.G.Wu et al. - Phys.Rev. C 89, 014327 (2014).
Lifetime measurements and magnetic rotation in ^{107}Ag .
- 2015Au01 K.Auranen, J.Uusitalo, S.Juutinen, U.Jakobsson et al. - Phys.Rev. C 91, 024324 (2015); Erratum Phys.Rev. C 92, 039901 (2015).
Spectroscopy of ^{201}At including the observation of a shears band and the $29/2^+$ isomeric state.
- 2015Ay02 A.D.Ayangeakaa, S.Zhu, R.V.F.Janssens, M.P.Carpenter et al. - Phys.Rev. C 91, 044327 (2015).
Role of the $\nu g_{9/2}$ orbital in the development of collectivity in the $A \approx 60$ region: The case of ^{61}Co .
- 2015Ch05 D.Choudhury, R.Palit, P.Singh, J.Sethi et al. - Phys.Rev. C 91, 014318 (2015).
Role of neutrons in the coexistence of magnetic and antimagnetic rotation bands in ^{107}Cd .

References for Table 2 (continued)

- 2015Ch24 Z.Q.Chen, S.Y.Wang, L.Liu, P.Zhang et al. - Phys.Rev. C 91, 044303 (2015).
High-spin states and possible “stapler” band in ^{115}In .
- 2015Ga39 R.Garg, S.Kumar, M.Saxena, S.Goyal et al. - Phys.Rev. C 92, 054325 (2015), Erratum Phys.Rev. C 100, 069901 (2019).
Negative-parity high-spin states and a possible magnetic rotation band in $^{135}_{59}\text{Pr}_{76}$.
- 2015Ho14 D.Hodge, D.M.Cullen, M.J.Taylor, M.G.Procter et al. - Phys.Rev. C 92, 054312 (2015).
Identification of a dipole band above the $I^\pi = 31/2^-$ isomeric state in ^{189}Pb .
- 2015Ka06 S.Kaim, C.M.Petrache, A.Gargano, N.Itaco et al. - Phys.Rev. C 91, 024318 (2015).
High-spin spectroscopy of ^{139}Ce .
- 2015Pe06 J.Peng, P.W.Zhao - Phys.Rev. C 91, 044329 (2015).
Magnetic and antimagnetic rotation in ^{110}Cd within tilted axis cranking relativistic mean-field theory.
- 2015Ze02 T.Zerrouki, C.M.Petrache, R.Leguillon, K.Hauschild et al. - Eur.Phys.J. A 51, 50 (2015).
Shape evolution and magnetic rotation in ^{141}Nd .
- 2015Zh18 Y.Zheng, J.Li, J.J.Liu, X.G.Wu et al. - J.Phys.(London) G42, 085108 (2015).
Candidate magnetic rotation sequence in ^{86}Sr .
- 2016Da03 B.Das, N.Rather, S.Chattopadhyay, S.Rajbanshi et al. - Phys.Rev. C 93, 064322 (2016).
Three proton hole structure in ^{106}Ag .
- 2016Ku17 N.Kumar, S.Kumar, V.Kumar, S.K.Mandal et al. - Nucl.Phys. A955, 1 (2016).
Polarization measurements and high-spin states in $^{86}_{38}\text{Sr}_{48}$.
- 2016Ma13 P.L.Masiteng, A.A.Pasternak, E.A.Lawrie, O.Shirinda et al. - Eur.Phys.J. A 52, 28 (2016).
DSAM lifetime measurements for the chiral pair in ^{194}Tl .
- 2016Pe09 C.M.Petrache, S.Guo, A.D.Ayangeakaa, U.Garg et al. - Phys.Rev. C 93, 064305 (2016).
Triaxiality and exotic rotations at high spins in ^{134}Ce .
- 2016Pe21 C.M.Petrache, Q.B.Chen, S.Guo, A.D.Ayangeakaa et al. - Phys.Rev. C 94, 064309 (2016).
Triaxial-band structures, chirality, and magnetic rotation in ^{133}La .
- 2016Ra33 S.Rajbanshi, S.Ali, A.Bisoi, S.Nag et al. - Phys.Rev. C 94, 044318 (2016).
Shears mechanism and development of collectivity in ^{141}Sm .
- 2017Da10 B.Das, N.Rather, P.Datta, S.Chattopadhyay et al. - Phys.Rev. C 95, 051301 (2017).
Novel evolution of the positive parity shears band in ^{106}Ag .
- 2017He12 A.Herzan, S.Juutinen, K.Auranen, T.Grahn et al. - Phys.Rev. C 96, 014301 (2017).
Detailed spectroscopy of ^{195}Bi .
- 2017Ku04 N.Kumar, S.Kumar, S.K.Mandal, S.Saha et al. - Eur.Phys.J. A 53, 25 (2017).
Magnetic rotation phenomenon in the dipole ($\Delta I=1$) bands of transitional strontium (Sr) isotopes near $N=50$ shell closure.
- 2017Li02 C.G.Li, Q.B.Chen, S.Q.Zhang, C.Xu et al. - Phys.Lett. B 766, 107 (2017).
Observation of a novel stapler band in ^{75}As .
- 2018Ba34 P.Banerjee, S.Ganguly, M.K.Pradhan, Md.M.Shaikh et al. - Phys.Rev. C 98, 034320 (2018).
Spectroscopy of weakly deformed bands in ^{87}Zr : First observation of the shears mechanism in a Zr isotope.
- 2018Da15 B.Das, P.Datta, S.Chattopadhyay, S.Roy et al. - Phys.Rev. C 98, 014326 (2018).
Coexistence of principal and tilted axis rotation in ^{110}Ag .
- 2018Ra14 S.Rajbanshi, R.Raut, H.Pai, S.Ali et al. - Phys.Lett. B 782, 143 (2018).
Abrupt phase change of the core rotation in the ^{143}Sm nucleus.
- 2018Ra26 S.Rajbanshi, R.Raut, H.Pai, S.Ali et al. - Phys.Rev. C 98, 061304 (2018).
Extremely asymmetric shears band in ^{143}Sm .

References for Table 2 (continued)

- 2019Al28 S.Ali, S.Rajbanshi, R.Raut, H.Pai et al. - Phys.Lett. B 798, 134960 (2019).
Evidence of the octupole correlation between the shears bands in ^{142}Eu .
- 2019Na08 S.Nandi, G.Mukherjee, T.Roy, R.Banik et al. - Phys.Rev. C 99, 054312 (2019).
Effect of neutron alignments on the structure of ^{197}Tl .
- 2020Gu21 S.Guo, C.M.Petrache, D.Mengoni, Y.X.Liu et al. - Phys.Rev. C 102, 044320 (2020).
Pseudospin partner bands in ^{130}Ba .
- 2020He17 A.Herzan, S.Juutinen, K.Auranen, T.Grahn et al. - Eur.Phys.J. A 56, 165 (2020).
Study of excited states and observation of collective level structures in the odd-odd nucleus ^{194}Bi .
- 2020Ma41 K.Y.Ma, J.B.Lu, J.Li, Y.J.Ma et al. - Eur.Phys.J. A 56, 209 (2020).
Candidate magnetic rotational band in ^{109}Ag .
- 2020Ma47 K.Y.Ma, J.B.Lu, J.Li, D.Yang et al. - J.Phys.(London) G47, 085106 (2020).
Possible 'stapler' band in ^{109}Ag nucleus.
- 2020Ne01 Neelam, S.Kumar, K.Rojeeta Devi, N.Kumar et al. - Phys.Rev. C 101, 014312 (2020).
Intermediate structure and dipole bands in the transitional ^{134}Ba nucleus.
- 2021Ma15 K.Y.Ma, H.Wang, H.N.Pan, J.B.Lu et al. - Phys.Rev. C 103, 024302 (2021).
High-spin states and possible chirality in odd-odd ^{110}Ag .
- 2022Da05 S.Dar, S.Bhattacharya, S.Bhattacharyya, R.Banik et al. - Nucl.Phys. A1019, 122382 (2022).
Magnetic rotational band in ^{116}Sb .
- 2022Ka24 High-spin states of ^{204}At : isomeric states and shears band structure
D.Kanjilal, S.K.Dey, S.S.Bhattacharjee, A.Bisoi et al., -Eur.Phys.J. 58, 159(2022).
- 2022Lu01 D.W.Luo, C.Xu, Y.K.Wang, Z.H.Li et al. - Phys.Rev. C 105, 024305 (2022).
Collective structures in ^{62}Cu .
- 2022Se03 N.Sensharma, A.D.Ayangeakaa, R.V.F.Janssens, Q.B.Chen et al. - Phys.Rev. C 105, 044315 (2022).
Single-particle and dipole excitations in ^{62}Co .
- 2023Bh02 S. Bhattacharya, V. Tripathi, E. Rubino, S.Ajayi, et al., Phys.Rev. C 107, 054311 (2023)
Coexistence of single-particle and collective excitation in ^{61}Ni
- 2023Li05 J.Lin, Y.K.Wang, C.Xu, Z.H.Li et al. - Phys.Rev. C 107, 014307 (2023).
Possible coexistence of magnetic and antimagnetic rotations in ^{61}Ni .

References for Table 3

- 1993Th05 I.Thorslund, C.Fahlander, J.Nyberg, S.Juutinen et al. - Nucl.Phys. A564, 285 (1993).
The Role of the Shape Driving $h_{11/2}$ Neutron Orbital in ^{108}Cd .
- 1994Ju05 S.Juutinen, P.Simecek, C.Fahlander, R.Julin et al. - Nucl.Phys. A577, 727 (1994).
High-Spin States in $^{109,111}\text{Cd}$ and ^{107}Pd .
- 1994Re06 P.H.Regan, J.S.Middleton, K.R.Pohl, J.E.Bush et al. - Phys.Rev. C49, 1885 (1994).
Rotational Bands and Neutron Alignments in Neutron-Rich Odd-A Cadmium Isotopes.
- 1997Gi10 J.Gizon, B.M.Nyako, J.Timar, A.Gizon et al. - Phys.Lett. 410B, 95 (1997).
Evidence for Multiple Band Terminations in ^{102}Pd .
- 1999Ny01 B.M.Nyako, J.Gizon, A.Gizon, J.Timar et al. - Phys.Rev. C60, 024307 (1999).
Band Terminations in ^{103}Pd .
- 2000Ch04 C.J.Chiara, S.J.Asztalos, B.Busse, R.M.Clark et al. - Phys.Rev. C61, 034318 (2000).
Shears Mechanism in ^{109}Cd .
- 2001Ch71 C.J.Chiara, D.B.Fossan, V.P.Janzen, T.Koike et al. - Phys.Rev. C64, 054314 (2001).
Spectroscopy in the $Z = 49$ $^{108,110}\text{In}$ Isotopes: Lifetime measurements in shears bands.
- 2001Zh26 S.Zhu, U.Garg, A.V.Afanasjev, S.Frauendorf et al. - Phys.Rev. C64, 041302 (2001).
Investigation of Antimagnetic Rotation in ^{100}Pd .
- 2003Si14 A.J.Simons, R.Wadsworth, D.G.Jenkins, R.M.Clark et al. - Phys.Rev.Lett. 91, 162501 (2003).
Evidence for a New Type of Shears Mechanism in ^{106}Cd .
- 2005Da16 P.Datta, S.Chattopadhyay, S.Bhattacharya, T.K.Ghosh et al. - Phys.Rev. C 71, 041305 (2005).
Observation of antimagnetic rotation in ^{108}Cd .
- 2005Si23 A.J.Simons, R.Wadsworth, D.G.Jenkins, R.M.Clark et al. - Phys.Rev. C 72, 024318 (2005).
Investigation of antimagnetic rotation in light Cadmium nuclei: $^{106,108}\text{Cd}$.
- 2009Su09 M.Sugawara, Y.Toh, M.Oshima, M.Koizumi et al. - Phys.Rev. C 79, 064321 (2009).
Possible magnetic and antimagnetic rotations in ^{144}Dy .
- 2010Ch54 D.Choudhury, A.K.Jain, M.Patial, N.Gupta et al. - Phys.Rev. C 82, 061308 (2010); Comm.On
Phys.Rev. C 87, 059801 (2013).
Evidence of antimagnetic rotation in odd-A ^{105}Cd .
- 2011Ro01 S.Roy, S.Chattopadhyay, P.Datta, S.Pal et al. - Phys.Lett. B 694, 322 (2011).
Systematics of antimagnetic rotation in even-even Cd isotopes.
- 2011Si04 S.Sihotra, Z.Naik, S.Kumar, K.Singh et al. - Phys.Rev. C 83, 024313 (2011).
Excited states in ^{99}Pd .
- 2012Li51 X.W.Li, J.Li, J.B.Lu, K.Y.Ma et al. - Phys.Rev. C 86, 057305 (2012).
Candidate antimagnetic rotational band in ^{112}In .
- 2012St06 D.Steppenbeck, R.V.F.Janssens, S.J.Freeman, M.P.Carpenter et al. - Phys.Rev. C 85, 044316 (2012).
Magnetic rotation and quasicollective structures in ^{58}Fe : Influence of the $\nu\gamma_{9/2}$ orbital.
- 2012Su18 M.Sugawara, T.Hayakawa, M.Oshima, Y.Toh et al. - Phys.Rev. C 86, 034326 (2012).
Possible antimagnetic rotational band and neutron alignment in ^{101}Pd .
- 2013Ch14 D.Choudhury, A.K.Jain, G.Anil Kumar, S.Kumar et al. - Phys.Rev. C 87, 034304 (2013).
Multiple antimagnetic rotation bands in odd-A ^{107}Cd .
- 2013Zh16 Z.-H.Zhang, P.-W.Zhao, J.Meng, J.-Y.Zeng et al. - Phys.Rev. C 87, 054314 (2013).
Nuclear superfluidity for antimagnetic rotation in ^{105}Cd and ^{106}Cd .
- 2014Ra11 N.Rather, S.Roy, P.Datta, S.Chattopadhyay et al. - Phys.Rev. C 89, 061303 (2014).
Antimagnetic rotation in ^{104}Pd .

References for Table 3(Continued)

- 2014Zh14 P.Zhang, B.Qi, S.Y.Wang - Phys.Rev. C 89, 047302 (2014).
Competition between antimagnetic and core rotation in ^{109}Cd within covariant density functional theory.
- 2015Ch05 D.Choudhury, R.Palit, P.Singh, J.Sethi et al. - Phys.Rev. C 91, 014318 (2015).
Role of neutrons in the coexistence of magnetic and antimagnetic rotation bands in ^{107}Cd .
- 2015Pe06 J.Peng, P.W.Zhao - Phys.Rev. C 91, 044329 (2015).
Magnetic and antimagnetic rotation in ^{110}Cd within tilted axis cranking relativistic mean-field theory.
- 2015Ra12 S.Rajbanshi, S.Roy, S.Nag, A.Bisoi et al. - Phys.Lett. B 748, 387 (2015).
Antimagnetic rotation and sudden change of electric quadrupole transition strength in ^{143}Eu .
- 2015Su09 M.Sugawara, T.Hayakawa, M.Oshima, Y.Toth et al. - Phys.Rev. C 92, 024309 (2015).
Lifetime measurement for the possible antimagnetic rotation band in ^{101}Pd .
- 2016Su17 W.-J.Sun, H.-D.Xu, J.Li, Y.-H.Liu et al. - Chin.Phys.C 40, 084101 (2016).
Antimagnetic rotation in $^{108,110}\text{In}$ with tilted axis cranking relativistic mean-field approach.
- 2017Al30 S.Ali, S.Rajbanshi, B.Das, S.Chattopadhyay et al. - Phys.Rev. C 96, 021304 (2017).
Evidence of antimagnetic rotation in an odd-odd nucleus: The case of ^{142}Eu .
- 2017Pe15 J.Peng - Int.J.Mod.Phys. E26, 1750051 (2017).
Interplay between antimagnetic and collective rotation in ^{58}Fe .
- 2017Si12 V.Singh, S.Sihotra, S.Roy, M.Kaur et al. - J.Phys.(London) G44, 075105 (2017).
Investigation of antimagnetic rotation in ^{101}Pd .
- 2018Ji02 H.Jia, B.Qi, C.Liu, Q.Hu, S.Y.Wang - Phys.Rev. C 97, 024335 (2018).
Possible “umbrella”-like antimagnetic rotation mode in odd- A $^{101,103}\text{Pd}$ and even-even $^{102,104}\text{Pd}$.
- 2018Ma28 C.Majumder, H.P.Sharma, S.Chakraborty, S.S.Tiwary - Int.J.Mod.Phys. E27, 1850034 (2018).
Study of antimagnetic rotation in $^{109,111}\text{Cd}$.
- 2019Ma48 K.Y. Ma, J.B. Lu, J.Li, D.Yang et al., - Phys.Rev.C 100, 014326 (2019).
Possible antimagnetic rotational band and neutron alignment in ^{113}In .
- 2019Pe08 C.M.Petrache, S.Frauentorf, B.F.Lv, A.Astier et al. - Phys.Rev. C 99, 041301 (2019).
Collective rotation of an oblate nucleus at very high spin.
- 2019Pe12 C.M.Petrache, P.M.Walker, S.Guo, Q.B.Chen et al. - Phys.Lett. B 795, 241 (2019).
Diversity of shapes and rotations in the γ -soft ^{130}Ba nucleus: First observation of a t-band in the A = 130 mass region.
- 2020Ch48 S.Chakraborty, H.P.Sharma, S.S.Tiwary, C.Majumder et al. - J.Phys.(London) G47, 015103 (2020).
Possible antimagnetic rotational band in ^{127}Xe .
- 2020Gu21 S.Guo, C.M.Petrache, D.Mengoni, Y.X.Liu et al. - Phys.Rev. C 102, 044320 (2020).
Pseudospin partner bands in ^{130}Ba .
- 2020Si20 S.Sihotra, D.Kumar, M.Kaur, V.Singh et al. - Phys.Rev. C 102, 034321 (2020).
Evidence of antimagnetic rotation in ^{100}Pd .
- 2020Wa07 M.Wang, W.J.Sun, B.H.Sun, J.Li et al. - Eur.Phys.J. A 56, 31 (2020).
The $\Delta I = 2$ bands in ^{109}In : possible antimagnetic rotation.
- 2021De11 A.Y.Deo, K.Yadav, Madhu, S.K.Tandel, R.Kumar - Eur.Phys.J. A 57, 126 (2021).
Antimagnetic rotation and role of gradual neutron alignment in ^{103}Pd .
- 2021Sh09 A.Sharma, R.Raut, S.Muralithar, R.P.Singh et al. - Phys.Rev. C 103, 024324 (2021).
Evidence of antimagnetic rotational motion in ^{103}Pd .
- 2022Pa27 Y.-K.Pan, K.-Y.Ma, J.-B.Lu - Chin.Phys.C 46, 094001 (2022).
Possible multiple antimagnetic rotational bands in odd-A $^{103,105}\text{Pd}$ and ^{109}Cd nuclei.
- 2022Si07 S.Sihotra - Int.J.Mod.Phys. E31, 2250020 (2022).
Possible antimagnetic rotation in ^{99}Pd .

References for Table 3(Continued)

- 2023Bh02 S.Bhattacharya, V. Tripathi, E. Rubino, S. Ajayi, et al., Phys.Rev. C 107, 054311 (2023).
Coexistence of single-particle and collective excitation in ^{61}Ni
- 2023Li05 J.Lin, Y.K.Wang, C.Xu, Z.H.Li et al. - Phys.Rev. C 107, 014307 (2023).
Possible coexistence of magnetic and antimagnetic rotations in ^{61}Ni .
- 2023Zh14 Z.H.Zhao, C.B.Li, K.Y.Ma, X.G.Wu et al. -Phys.Rev. C 107, 044310 (2023).
Possible antimagnetic rotational band in ^{114}In

Theory references for magnetic- and antimagnetic-rotational structures

- 1993Fr12 S.Frauendorf - Nucl.Phys. A557, 259c (1993).
Titled Cranking.
- 1994FrAA S.Frauendorf, J. Meng, J. Reif, Proc. Conf. Physics from large gamma-ray Detector Arrays, Vol. II, p52, LBL-35687 (1994).
- 1995Ko38 W.Korten, G.Baldsiefen, M.Neffgen, H.Hubel, et al. - Phys.Scr. T56, 44 (1995).
Shears Bands in Pb Nuclei – a New Nuclear Structure Effect.
- 1995Ta21 S.L.Tabor, J.Doring - Phys.Scr. T 56, 175 (1995).
High-K Intruder Structures in $A \approx 80$ Nuclei.
- 1996Fr12 S.Frauendorf, J.Reif, G.Winter - Nucl.Phys. A601, 41 (1996).
Shell-Model Study of Shears Bands in Light Pb Nuclei.
- 1997Fr14 S.Frauendorf, J.Reif - Nucl.Phys. A621, 736 (1997).
Magnetic Dipole Bands in Odd Indium Isotopes Built on the $\pi(g_{9/2})^{-1} \times \nu(h_{11/2})^2$ Configuration.
- 1997Fr17 S.Frauendorf - Z.Phys. A 358, 163 (1997).
Tilted Rotation of Weakly Deformed and Triaxial Nuclei.
- 1998Cl10 R.Clark, B.Wadsworth - Phys.World 11, 25 (1998).
A New Spin on Nuclei
- 1998Hu26 H.Hubel - Nuovo Cim. 111A, 709 (1998).
Magnetic-Rotational Bands in Pb Isotopes.
- 1998Ma09 A.O.Macchiavelli, R.M.Clark, P.Fallon, M.A.Deleplanque, et al. - Phys.Rev. C57, R1073 (1998).
Semiclassical Description of the Shears Mechanism and the Role of Effective Interactions.
- 1998Ma43 A.O.Macchiavelli, R.M.Clark, M.A.Deleplanque, R.M.Diamond, et al - Phys.Rev. C58, R621 (1998).
Shears Mechanism and Particle-Vibration Coupling.
- 1998Ma81 A.O.Macchiavelli, R.M.Clark, M.A.Deleplanque, R.M.Diamond, et al. - Phys.Rev. C58, 3746 (1998).
Rotational-Like Properties of the Shears Bands.
- 1998MaZY R.Ma, E.S. Paul, S.Shi, C.W.Beausang, W.F. Piel, et al. - Bull.Am.Phys.Soc. 33, No. 4, 980 (1988).
Band Structures in Doubly-Odd ^{130}Pr .
- 1999Am14 Amita, A.K.Jain, A.Goel, B.Singh - Pramana 53, 463 (1999).
Signature Splitting in Magnetic Rotational Bands.
- 1999Cl04 R.M.Clark - J.Phys.(London) G25, 695 (1999).
The ‘Magnetic Rotation’ of Nuclei.
- 1999Ma15 A.O.Macchiavelli, R.M.Clark, M.A.Deleplanque, R.M.Diamond, et al. Phys.Lett. 450B, 1 (1999).
The Competition between the Shears Mechanism and Core Rotation in a Classical Particles-Plus-Rotor Model.
- 1999MaZX A.O.Macchiavelli, R.M.Clark, M.A.Deleplanque, R.M.Diamond, et al. - Proc. Nuclear Structure 98, Gatlinburg, Tenn., C.Baktash, Ed., p.517 (1999); AIP Conf.Proc. 481 (1999).
Semi-Classical Shears and Effective Forces.
- 2000Cl10 R.M.Clark, A.O.Macchiavelli - Ann.Rev.Nucl.Part.Sci. 50, 1 (2000).
The Shears Mechanism in Nuclei.
- 2000Di16 V.I.Dimitrov, F.Donau, S.Frauendorf - Phys.Rev. C62, 024315 (2000).
Hybrid Version of the Tilted Axis Cranking Model and Its Application to ^{128}Ba .
- 2000Ma96 H.Madokoro, J.Meng, M.Matsuzaki, S.Yamaji - Phys.Rev. C62, 061301 (2000).
Relativistic Mean Field Description for the Shears Band Mechanism in ^{84}Rb .
- 2001Am08 Amita, A.K.Jain, V.I.Dimitrov, S.G.Frauendorf - Phys.Rev. C64, 034308 (2001).
Magnetic Dipole Rotational Bands in Odd-A Rb Isotopes.

Theory references for magnetic- and antimagnetic-rotational structures (Continued)

- 2001Cl02 R.M.Clark, A.O.Macchiavelli - Nucl.Phys. A682, 415c (2001).
The Shears Mechanism.
- 2001Fr26 S. Frauendorf - Rev.Mod.Phys. 73, 463 (2001).
Spontaneous Symmetry Breaking in Rotating Nuclei
- 2001Ja20 A.K.Jain, Amita - Pramana 57, 611 (2001).
Magnetic Rotation and Chiral Symmetry Breaking.
- 2002Ol03 P.Olbratowski, J.Dobaczewski, J.Dudek, T.Rzaca-Urban, et al. - Acta Phys.Pol. B33, 389 (2002).
The Shears Mechanism in ^{142}Gd in the Skyrme-Hartree-Fock Method with the Tilted-Axis Cranking.
- 2004Ma09 S.S.Malik, P.Agarwal, A.K.Jain - Nucl.Phys. A732, 13 (2004).
Magnetic rotation based on oblate shape in odd Kr-isotopes.
- 2005Hu01 H.Hubel - Prog.Part.Nucl.Phys. 54, 1 (2005).
Magnetic rotation in nuclei.
- 2006Ca29 B.G.Carlsson, I.Ragnarsson - Phys.Rev. C 74, 044310 (2006).
Many-particles-plus-rotor description of magnetic bands at high spin.
- 2006Pe12 A.Petrovici, K.W.Schmid, O.Radu, A.Faessler - Eur.Phys.J. A 28, 19 (2006).
Variational approach to magnetic bands in ^{82}Rb .
- 2006Za07 C.-G.Zander, B.G.Carlsson, I.Ragnarsson - Phys.Scr. T125, 230 (2006).
Investigation of the ‘magnetic bands’ in ^{199}Pb .
- 2007Ch34 S.Chmel, S.Frauendorf, H.Hubel - Phys.Rev. C 75, 044309 (2007).
Deformation parameters and transition probabilities for shears bands in Pb isotopes.
- 2008Pe24 J.Peng, J.Meng, P.Ring, S.Q.Zhang - Phys.Rev. C 78, 024313 (2008).
Covariant density functional theory for magnetic rotation.
- 2009Pa21 A.A.Pasternak, E.O.Lieder, R.M.Lieder - Acta Phys.Pol. B40, 647 (2009).
Shears Effect with PAC Core Rotation for Dipole Bands in ^{142}Gd and $^{130,132}\text{La}$.
- 2009Pe03 J.Peng, L.-F.Xing - Chin.Phys.Lett. 26, 032101 (2009).
Nuclear Current and Magnetic Rotation.
- 2009Pe30 J.Peng, L.-F.Xing, J.Meng - Chin.Phys.C 33, Supplement 1, 15 (2009).
Shears mechanism in two-dimensional cranking relativistic mean field approach.
- 2010Ja04 A.K.Jain, D.Choudhury - Pramana 75, 51 (2010).
Magnetic rotation – past, present and future.
- 2010Pe11 J.Peng, J.-M.Yao, S.-Q.Zhang, J.Meng - Chin.Phys.Lett. 27, 122101 (2010).
Exotic Magnetic Rotation in ^{22}F .
- 2011Ro01 S.Roy, S.Chattopadhyay, P.Datta, S.Pal et al. - Phys.Lett. B 694, 322 (2011).
Systematics of antimagnetic rotation in even-even Cd isotopes.
- 2011Ro04 S.Roy, S.Chattopadhyay - Phys.Rev. C 83, 024305 (2011).
Possibility of antimagnetic rotation in odd-A Cd isotopes.
- 2011Zh28 P.W.Zhao, J.Peng, H.Z.Liang, P.Ring, J.Meng - Phys.Rev.Lett. 107, 122501 (2011).
Antimagnetic Rotation Band in Nuclei: A Microscopic Description.
- 2011Zh57 P.W.Zhao, S.Q.Zhang, J.Peng, H.Z.Liang, et al. - Phys.Lett. B 699, 181 (2011).
Novel structure for magnetic rotation bands in ^{60}Ni .
- 2012KuZT S.Kumar - Proc Conf on Frontiers in Gamma-Ray Spectroscopy (FIG2012), New Delhi, India, 5-7
March 2012, S.Muralithar, Ed., p.151 (2012); AIP 1609 (2012).
Magnetic rotation (MR) band crossing in N=78 odd-Z nuclei: Tilted axis cranking (TAC)
calculations to explore the role of nucleons.
- 2012Yu02 L.F.Yu, P.W.Zhao, S.Q.Zhang, P.Ring, et al. - Phys.Rev. C 85, 024318 (2012).
Magnetic rotations in ^{198}Pb and ^{199}Pb within covariant density functional theory.

Theory references for magnetic- and antimagnetic-rotational structures (Continued)

- 2012Zh18 P.W.Zhao, J.Peng, H.Z.Liang, P.Ring, J.Meng - Phys.Rev. C 85, 054310 (2012).
Covariant density functional theory for antimagnetic rotation.
- 2012ZhZW P.W.Zhao, H.Z.Liang, J.Peng, P.Ring, et al. - Proc.Intern.Conf.on Nuclear Structure and Dynamics,12, Opatija, Croatia, 9-13 July, 2012, T.Niksic, M.Milin, D.Vretenar, S.Szilner, Eds., p.152 (2012); AIP Conf.Proc.1491 (2012).
Magnetic and antimagnetic rotation in covariant density functional theory.
- 2013Li33 J.Li, C.Y.He, Y.Zheng, C.B.Li, et al. - Phys.Rev. C 88, 014317 (2013).
Signature splitting and magnetic rotation in ^{86}Y .
- 2013Me16 J.Meng, J.Peng, S.-Q.Zhang, P-W.Zhao – Front.Phys. 8, 55 (2013).
Progress on tilted axis cranking covariant density functional theory for nuclear magnetic and antimagnetic rotation
- 2013Ro18 S.Roy, S.Chattopadhyay - Phys.Rev. C 87, 059801 (2013); comment on Phys. Rev. C 82, 061308 (2010).
Comment on “Evidence of antimagnetic rotation in odd-A ^{105}Cd ”.
- 2013Va09 P.Van Isacker, A.O.Macchiavelli - Phys.Rev. C 87, 061301 (2013).
Geometry of the shears mechanism in nuclei.
- 2014Zh14 P.Zhang, B.Qi, S.Y.Wang - Phys.Rev. C 89, 047302 (2014).
Competition between antimagnetic and core rotation in ^{109}Cd within covariant density functional theory.
- 2013Va11 P.Van Isacker - J.Phys.:Conf.Ser. 445, 012013 (2013).
Shell-model derivation of the shears mechanism.
- 2013Zh16 Z.-H.Zhang, P.-W.Zhao, J.Meng, J.-Y.Zeng et al. - Phys.Rev. C 87, 054314 (2013).
Nuclear superfluidity for antimagnetic rotation in ^{105}Cd and ^{106}Cd .
- 2015Pe06 J.Peng, P.W.Zhao - Phys.Rev. C 91, 044329 (2015).
Magnetic and antimagnetic rotation in ^{110}Cd within tilted axis cranking relativistic mean-field theory.
- 2016Su17 W.-J.Sun, H.-D.Xu, J.Li, Y.-H.Liu et al. - Chin.Phys.C 40, 084101 (2016).
Antimagnetic rotation in $^{108,110}\text{In}$ with tilted axis cranking relativistic mean-field approach.
- 2016Me08 J.Meng, P.Zhao - Phys.Scr. 91, 053008 (2016).
Nuclear chiral and magnetic rotation in covariant density functional theory.
- 2016Zh32 Z.-H.Zhang - Phys.Rev. C 94, 034305 (2016); Erratum Phys.Rev. C 99, 029901 (2019).
Effects of proton angular momentum alignment on the two-shears-like mechanism in ^{101}Pd .
- 2017Pe15 J.Peng - Int.J.Mod.Phys. E26, 1750051 (2017).
Interplay between antimagnetic and collective rotation in ^{58}Fe .
- 2018Fr06 S. Frauendorf – Phys.Scr. 93, 043003 (2018).
Beyond the Unified Model
- 2018Ji02 H.Jia, B.Qi, C.Liu, Q.Hu, S.Y.Wang - Phys.Rev. C 97, 024335 (2018).
Possible “umbrella”-like antimagnetic rotation mode in odd- A $^{101,103}\text{Pd}$ and even-even $^{102,104}\text{Pd}$.
- 2018Ma22 S.S.Malik - Phys.Rev. C 97, 034325 (2018).
Helical modes generate antimagnetic rotational spectra in nuclei.
- 2018Ma28 C.Majumder, H.P.Sharma, S.Chakraborty, S.S.Tiwary - Int.J.Mod.Phys. E27, 1850034 (2018).
Study of antimagnetic rotation in $^{109,111}\text{Cd}$.
- 2018Wa14 Y.K.Wang - Phys.Rev. C 97, 064321 (2018).
Magnetic rotations in ^{198}Pb and ^{199}Pb within covariant density functional theory with pairing correlations.

Theory references for magnetic- and antimagnetic-rotational structures (Continued)

- 2019Li07 L.Liu - Phys.Rev. C 99, 024317 (2019).
Shell-model-like approach based on cranking covariant density functional theory to the antimagnetic rotation band in ^{101}Pd .
- 2019Ma91 C.Majumder, H.P.Sharma, S.S.Tiwary, S.Chakraborty - Braz.J.Phys. 49, 539 (2019).
Possible Antimagnetic Rotational Band in ^{102}Ru .
- 2019Zh20 Z.-H.Zhang - Chin.Phys.C 43, 054107 (2019).
Theoretical investigation of the antimagnetic rotation in ^{104}Pd .
- 2020Ga04 S.Ganguly, C.Majumder, S.S.Tiwary, H.P.Sharma, et al. - Acta Phys.Pol. B51, 473 (2020).
Magnetic Rotation in ^{60}Ni : A Semiclassical Description.
- 2021Ma78 J.-Q.Ma, Z.-H.Zhang - Nucl.Phys. A1016, 122319 (2021).
Possible antimagnetic rotation bands in ^{100}Pd : A particle-number conserving investigation.
- 2021Wa44 H.Wang, K.-Y.Ma, S.-Y.Liu, J.-B.Lu - Chin.Phys.C 45, 094106 (2021).
Core breaking and possible magnetic rotation in the semimagic nucleus ^{90}Zr .
- 2022Pa27 Y.-K.Pan, K.-Y.Ma, J.-B.Lu - Chin.Phys.C 46, 094001 (2022).
Possible multiple antimagnetic rotational bands in odd-A $^{103,105}\text{Pd}$ and ^{109}Cd nuclei.