

# Introduction to color in QCD: Initiation to the birdtrack pictorial technique\*

Stéphane Peigné

SUBATECH UMR 6457 (IMT Atlantique, Université de Nantes, IN2P3/CNRS)

4 rue Alfred Kastler, 44307 Nantes, France

stephane.peigne@subatech.in2p3.fr

## Abstract

These lectures are an elementary introduction to the "birdtrack" color pictorial technique, a useful tool in QCD. We review the basic rules, discuss color conservation and infinitesimal color rotations, learn how to project on partonic color states, how to derive their Casimir charges... and at the same time learn a little bit of representation theory.

arXiv:2302.07574v1 [hep-ph] 15 Feb 2023

---

\*Lectures given at the [6th Chilean School of High Energy Physics](#), Valparaiso, January 16-19, 2023.

# Preamble

The "birdtrack technique" aims to address the color structure of QCD in a pictorial way, drawing color graphs named birdtracks [1] rather than writing mathematical symbols carrying color indices. We will consider  $SU(N)$  (with  $N \geq 3$ ) as the symmetry group of QCD, i.e.,  $N$  quark colors. For general  $N$ , the birdtrack technique is not more complicated than for "real QCD" ( $N = 3$ ). On the contrary, working with a general parameter  $N$  usually brings a better understanding than working with fixed  $N = 3$ . The birdtrack technique can be used as a handy tool in virtually any  $SU(N)$  color calculation, whether it is evaluating simple color factors or addressing complex color structures that may otherwise seem out of reach. I hope these lessons will give you a glimpse of the unspeakable and profound satisfaction that drawing birdtracks can bring.

These courses do not require any prior knowledge (not even in QCD), except perhaps some notions of linear algebra, which will be recalled anyway. The lessons include a list of trivial and very simple exercises to keep the focus. Doing these exercises is mandatory to avoid superficial reading, and to learn how to use birdtracks in practice.

To go beyond these introductory lessons, the birdtrack drawer is encouraged to consult the following helpful references. In Ref. [2], the color pictorial technique is illustrated by nice examples and exercises. Ref. [3] gives a pedagogical presentation of birdtracks and addresses a systematic method (different from that described in lessons 3 and 4 of the present notes) to find the projectors on the color multiplets of multiparton systems. Ref. [3] also contains a substantial birdtrack bibliography. The color pictorial technique is a useful tool for QCD, but it has much broader applications. The birdtrack lover should consult the valuable bible on the uses of birdtracks in group theory, Ref. [1].

# Contents

<b>1</b>	<b>Pedestrian introduction</b>	<b>3</b>
1.1	The basic Lego bricks . . . . .	3
1.2	First trivial rules . . . . .	4
1.3	Fierz identity . . . . .	5
1.4	Lie algebra . . . . .	7
1.5	Sum up . . . . .	8
<b>2</b>	<b>Color conservation, color rotations and <math>SU(N)</math> irreps</b>	<b>9</b>
2.1	Color conservation pictorially . . . . .	9
2.2	Color rotations . . . . .	9
2.3	$SU(N)$ irreducible representations . . . . .	13
<b>3</b>	<b>Diquark states, Schur's lemma and Casimir charges</b>	<b>15</b>
3.1	Irreps of diquark states . . . . .	15
3.2	Schur's lemma . . . . .	18
3.3	Casimir charges . . . . .	19
<b>4</b>	<b>Color states of <math>q\bar{q}</math>, <math>qg</math> and <math>qqq</math> systems</b>	<b>21</b>
4.1	$q\bar{q}$ . . . . .	21
4.2	$qg$ . . . . .	21
4.3	$qqq$ . . . . .	23

Color graphs are drawn with the `TikZ LATEX` package (`TikZ` version 3.1.5b).

# 1 Pedestrian introduction

## 1.1 The basic Lego bricks

The color structure of all interaction terms in the QCD Lagrangian can be expressed in terms of three elementary bricks, or "legos". Using these legos, the color structure of any QCD problem can in principle be worked out. The legos are defined and represented pictorially as

$$\begin{array}{c} i \longrightarrow \longrightarrow j \\ \text{---} \\ \text{---} \\ \text{---} \\ a \end{array} = (T^a)^j_i \quad ; \quad \begin{array}{c} i \longleftarrow \longleftarrow j \\ \text{---} \\ \text{---} \\ \text{---} \\ a \end{array} = -(T^a)^i_j \quad ; \quad \begin{array}{c} c \text{---} \text{---} \text{---} \text{---} b \\ \text{---} \\ \text{---} \\ \text{---} \\ a \end{array} = -if_{abc} . \quad (1)$$

As mentioned in the preamble, we consider the  $SU(N)$  symmetry group ( $N \geq 3$ ). Quark and antiquark color indices denoted by  $i, j \dots$  thus vary from 1 to  $N$ , and gluon indices denoted by  $a, b \dots$  vary from 1 to  $N^2 - 1$ . The matrices  $T^a$  (with  $a = 1 \dots N^2 - 1$ ) are  $N \times N$  Hermitian matrices ( $(T^a)^\dagger \equiv {}^t(T^a)^* = T^a$ ), of zero trace,

$$\text{Tr } T^a = 0 , \quad (2)$$

and normalized so that

$$\text{Tr } (T^a T^b) = \frac{1}{2} \delta_{ab} . \quad (3)$$

The  $f_{abc}$ 's are the  $SU(N)$  structure constants defining the Lie algebra of  $SU(N)$ ,

$$[T^a, T^b] = if_{abc} T^c , \quad (4)$$

from which one can easily show that  $f_{abc}$  is totally antisymmetric in  $a, b, c$ .

To memorize the three legos (1), one may view them as representing respectively quark, antiquark, and gluon scattering (the time arrow going from left to right) off an external gluon field (carrying the color index  $a$ ) coupled *from below*, and remember that each lego corresponds to the  $SU(N)$  *generator* of index  $a$  in the representation of the scattered parton, namely,  $T^a$  for a quark,  $-T^a$  for an antiquark, and  $t^a$  for a gluon, where the  $(N^2 - 1) \times (N^2 - 1)$  matrices  $t^a$  are defined by

$$(t^a)_{bc} = -if_{abc} . \quad (5)$$

Note however that the meaning of a generator (which will be recalled in lesson 2) is not really useful at this stage.

An important feature of the rules (1) is that each lego is antisymmetric under the exchange of two lines. For instance, by exchanging any two lines of the first lego and rotating if needed the resulting graph in the mind's eye, one obtains a diagram looking like the second lego (antiquark scattering off a gluon coupled from below), which thus gets a minus sign. Let us also remark that in (1), the color index of an outgoing quark (or incoming antiquark) is written by convention as an upper index, and that of an outgoing antiquark (or incoming quark) as a lower index. The usefulness of this convention will become clear below.

In addition to (1), we introduce the pictorial notation for Kronecker's of color indices:

$$\begin{array}{c} i \longrightarrow j \\ \text{---} \\ \text{---} \\ \text{---} \\ a \end{array} = \delta^j_i \quad ; \quad \begin{array}{c} a \text{---} \text{---} \text{---} \text{---} b \\ \text{---} \\ \text{---} \\ \text{---} \\ a \end{array} = \delta_{ab} . \quad (6)$$



factor (9) becomes



Such graphs can be evaluated with the help of simple pictorial rules. The simplest ones read

$$\circlearrowleft = \circlearrowleft \begin{matrix} i \\ i \end{matrix} = \delta^i_i = N , \tag{11}$$

$$\text{wavy circle} = \text{wavy circle} \begin{matrix} a \\ a \end{matrix} = \delta_{aa} = N^2 - 1 , \tag{12}$$

$$a \begin{matrix} (i) \\ \text{wavy line} \end{matrix} \circlearrowleft = (T^a)^i_i = 0 , \tag{13}$$

$$a \begin{matrix} (i) \\ \text{wavy line} \end{matrix} \circlearrowleft \begin{matrix} b \\ (j) \end{matrix} = (T^a)^j_i (T^b)^i_j = \frac{1}{2} a \text{wavy line} b . \tag{14}$$

In the next sections, more interesting rules are obtained using the pictorial representations of the Fierz identity and the Lie algebra.

### 1.3 Fierz identity

In index notation, the Fierz identity reads

$$\delta^i_j \delta^l_k = \frac{1}{N} \delta^i_k \delta^l_j + 2 (T^a)^i_k (T^a)^l_j , \tag{15}$$

which corresponds pictorially to

$$\begin{matrix} i \longleftarrow & j \\ k \longrightarrow & l \end{matrix} = \frac{1}{N} \begin{matrix} i \\ k \end{matrix} \left. \vphantom{\begin{matrix} i \\ k \end{matrix}} \right\} \left[ \begin{matrix} j \\ l \end{matrix} \right] + 2 \begin{matrix} i & j \\ \diagdown & \diagup \\ & \text{wavy line} \\ \diagup & \diagdown \\ k & l \end{matrix} . \tag{16}$$

For more comfort, we may write the latter equation by removing the external indices:

$$\begin{matrix} \longleftarrow \\ \longrightarrow \end{matrix} = \frac{1}{N} \left. \vphantom{\begin{matrix} \longleftarrow \\ \longrightarrow \end{matrix}} \right\} \left[ \begin{matrix} \\ \end{matrix} \right] + 2 \begin{matrix} \diagdown & \diagup \\ & \text{wavy line} \\ \diagup & \diagdown \end{matrix} . \tag{17}$$

It is important to note that in doing so, the mathematical meaning of the pictorial equation is changed: a color graph represents a *color matrix element* when the external indices are specified, or the corresponding *linear map* (between the vector spaces spanned by the objects carrying the initial and final indices) when external indices are removed. For instance,

$$\begin{matrix} i \rightarrow & & k \\ j \rightarrow & \text{circle } A & l \\ a \text{ wavy line} \end{matrix} \equiv A^{kl}_{ija} \tag{18}$$

are the matrix elements of the operator

$$\begin{array}{c} \rightarrow \\ \rightarrow \\ \text{mm} \end{array} \textcircled{A} \begin{array}{c} \rightarrow \\ \rightarrow \\ \text{mm} \end{array} \equiv A. \tag{19}$$

Note that the pictorial rule (R1) for complex conjugation of matrix elements corresponds to *Hermitian conjugation* at the operator level. Indeed, using (18) we have (using  $A^* = {}^t A^\dagger$ )

$$(A^{kl}_{ija})^* = (A^\dagger)^{ija}_{kl} = \begin{array}{c} k \rightarrow \\ l \rightarrow \end{array} \textcircled{A^\dagger} \begin{array}{c} \rightarrow i \\ \rightarrow j \\ \text{mm} a \end{array}, \tag{20}$$

but according to the rule (R1), this must coincide with the graph obtained by taking the mirror image of (18) and reversing arrows. Thus, that transformation applied to the operator  $A$  must give  $A^\dagger$ .

The Fierz identity (17) is thus a relation between linear maps of the vector space  $V \otimes \bar{V}$  to itself, where  $V$  and  $\bar{V}$  are the quark and antiquark vector spaces, respectively. In particular, the l.h.s. of (17) is the identity operator:

$$\begin{array}{c} \leftarrow \\ \rightarrow \end{array} = \mathbb{1}_{V \otimes \bar{V}}. \tag{21}$$

**Exercise 2.** Prove the Fierz identity (17) by using the following linear algebra result: *If  $E$  is a vector space of dimension  $n$ ,  $p_i$  ( $i = 1 \dots m$ ) are  $m$  projectors ( $p_i^2 = p_i$ ) such that  $p_i p_j = 0$  for  $i \neq j$  and  $\sum_{i=1}^m \text{rank}(p_i) = n$ , then  $\sum_{i=1}^m p_i = \mathbb{1}_E$ .* (Recall that  $\text{rank}(f) \equiv \dim[\text{img}(f)]$ .) Also use the fact that the rank of a projector is equal to its trace, and that the trace is simply obtained pictorially by connecting the initial and final lines carrying the same type of indices. For instance, the rank of the identity projector (21) can be written as :

$$\text{rank}(\mathbb{1}_{V \otimes \bar{V}}) = \text{Tr}(\mathbb{1}_{V \otimes \bar{V}}) = \text{Tr} \left( \begin{array}{c} \leftarrow \\ \rightarrow \end{array} \right) = \begin{array}{c} \textcircled{\leftarrow} \\ \textcircled{\rightarrow} \end{array} = N^2, \tag{22}$$

which coincides as it should with  $\dim(V \otimes \bar{V})$ .

Let us now use the Fierz identity to derive simple pictorial rules.

**Exercise 3.** Multiply (16) by  $i \rightarrow j = \delta_i^j$  and sum over repeated indices to show that

$$\begin{array}{c} \text{~~~~~} \\ \text{~~~~~} \end{array} \textcircled{\rightarrow} = C_F \begin{array}{c} \rightarrow \\ \rightarrow \end{array} \quad \left( C_F = \frac{N^2 - 1}{2N} \right). \tag{23}$$

Anticipating the next lessons, let us note that Eq. (23) can be written as  $T^a T^a = C_F \mathbb{1}_V$ , where  $T^a T^a$  is called the Casimir operator in the fundamental (quark) representation, and  $C_F$  the (squared) quark color charge or simply "quark Casimir". (In any representation  $R$ , the Casimir operator  $T^a(R) T^a(R)$  is proportional to the identity in that representation, as a consequence of Schur's lemma, see lesson 3.)

**Exercise 4.** Use the Fierz identity to obtain:

$$\begin{array}{c} \text{~~~~~} \\ \text{~~~~~} \end{array} \textcircled{\rightarrow} = -\frac{1}{2N} \begin{array}{c} \rightarrow \\ \rightarrow \end{array}. \tag{24}$$

## 1.4 Lie algebra

### 1.4.1 Lie algebra in the fundamental representation

The matrices  $T^a$  (called the *generators* of  $SU(N)$  in the fundamental representation, see lesson 2) satisfy the Lie algebra (4), which can be expressed pictorially as

$$\begin{array}{c} \rightarrow \\ \text{---} \bullet \text{---} \\ \downarrow \text{wavy} \\ \leftarrow \end{array} = \begin{array}{c} \rightarrow \\ \text{---} \text{---} \bullet \text{---} \\ \downarrow \text{wavy} \\ \leftarrow \end{array} + \begin{array}{c} \rightarrow \\ \text{---} \text{---} \bullet \text{---} \\ \downarrow \text{wavy} \\ \leftarrow \end{array} . \tag{25}$$

**Exercise 5.** Check it!

The identity (25) is the first example of "color conservation" that we encounter (see lesson 2). We will now use this identity to find new rules.

**Exercise 6.** Using *only* the pictorial rules derived so far, show that

$$\begin{array}{c} \text{---} \bullet \text{---} \\ \downarrow \text{wavy} \\ \text{---} \bullet \text{---} \end{array} = N \begin{array}{c} \text{---} \bullet \text{---} \\ \downarrow \text{wavy} \\ \text{---} \bullet \text{---} \end{array} . \tag{26}$$

(Hint: to start, trade a gluon for a quark-antiquark pair by using (14).)

**Exercise 7.** Starting from (25), show in two different ways the following rule:

$$\begin{array}{c} \rightarrow \\ \text{---} \text{---} \bullet \text{---} \\ \downarrow \text{wavy} \\ \leftarrow \end{array} = \frac{N}{2} \begin{array}{c} \rightarrow \\ \text{---} \bullet \text{---} \\ \downarrow \text{wavy} \\ \leftarrow \end{array} . \tag{27}$$

(Hint: multiply (25) either to the left by  $\begin{array}{c} \text{---} \bullet \text{---} \\ \downarrow \text{wavy} \\ \leftarrow \end{array}$ , or to the right by  $\begin{array}{c} \rightarrow \\ \text{---} \bullet \text{---} \\ \downarrow \text{wavy} \\ \leftarrow \end{array}$ , and sum over appropriate indices.)

### 1.4.2 Lie algebra in the adjoint representation

A nice identity is the so-called Jacobi identity,

$$\begin{array}{c} \rightarrow \\ \text{---} \bullet \text{---} \\ \downarrow \text{wavy} \\ \leftarrow \end{array} \begin{array}{c} \text{---} \bullet \text{---} \\ \downarrow \text{wavy} \\ \leftarrow \end{array} = \begin{array}{c} \text{---} \bullet \text{---} \\ \downarrow \text{wavy} \\ \leftarrow \end{array} \begin{array}{c} \rightarrow \\ \text{---} \bullet \text{---} \\ \downarrow \text{wavy} \\ \leftarrow \end{array} + \begin{array}{c} \rightarrow \\ \text{---} \bullet \text{---} \\ \downarrow \text{wavy} \\ \leftarrow \end{array} \begin{array}{c} \text{---} \bullet \text{---} \\ \downarrow \text{wavy} \\ \leftarrow \end{array} , \tag{28}$$

which is another manifestation of color conservation.

**Exercise 8.** Prove the Jacobi identity in two ways:

- (i) Verify that  $[T^a, [T^b, T^c]] + [T^b, [T^c, T^a]] + [T^c, [T^a, T^b]] = 0$  to infer the relation  $f_{abe}f_{cde} + f_{bce}f_{ade} + f_{cae}f_{bde} = 0$ , and check that the latter is equivalent to (28);
- (ii) The previous proof indicates that (28) is a direct consequence of the Lie algebra in the fundamental representation (4), i.e. of (25). Thus, it should be possible to prove the Jacobi identity (28) using only the pictorial rules derived so far. Try it! (Hint: use a similar start as in Exercise 6.)

**Exercise 9.** Check that the Jacobi identity is nothing but the expression of the  $SU(N)$  Lie algebra in the adjoint representation, namely,

$$[t^a, t^b] = if_{abc} t^c , \tag{29}$$

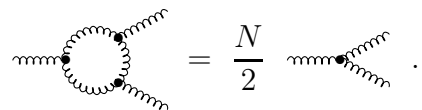
where the matrices  $t^a$  are defined by (5).

Anticipating the next lessons, we note that since the  $t^a$  matrices obey the Lie algebra and moreover satisfy  $(t^a)^\dagger = t^a$  and  $\text{Tr } t^a = 0$ , they are  $\text{SU}(N)$  generators (lesson 2) in a representation of dimension  $N^2 - 1$  called the gluon or *adjoint* representation. The operator  $t^a t^a$  is thus the *Casimir operator* (lesson 3) in the adjoint representation, and from *Schur's lemma* (lesson 3) we must have  $t^a t^a = C_A \mathbb{1}_A$  (with  $A$  the gluon vector space of dimension  $N^2 - 1$ , and  $C_A$  the "gluon Casimir"). In fact, we already found  $t^a t^a$ , since Eq. (26) reads (in index notation):

$$f_{acd} f_{bcd} = (t^c)_{ad} (t^c)_{db} = (t^c t^c)_{ab} = N \delta_{ab} \Rightarrow t^c t^c = N \mathbb{1}_A. \tag{30}$$

Therefore, the gluon Casimir is  $C_A = N$ .

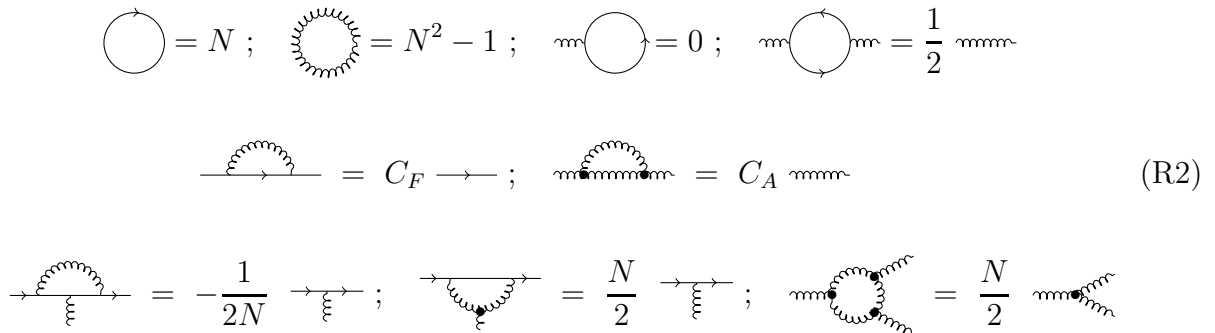
**Exercise 10.** Use the Jacobi identity to obtain the rule:



$$\text{Loop with 3 wavy lines} = \frac{N}{2} \text{Vertex with 3 wavy lines}. \tag{31}$$

### 1.5 Sum up

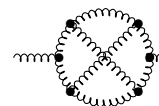
In this lesson we have obtained the following set of simple pictorial rules :



$$\begin{aligned} \text{Circle} &= N; & \text{Wavy circle} &= N^2 - 1; & \text{Circle with arrow} &= 0; & \text{Wavy circle with arrow} &= \frac{1}{2} \text{Wavy line} \\ \text{Wavy arc} &= C_F \text{Line}; & \text{Wavy vertex} &= C_A \text{Wavy line} \\ \text{Wavy vertex} &= -\frac{1}{2N} \text{Wavy line}; & \text{Wavy vertex} &= \frac{N}{2} \text{Wavy line}; & \text{Wavy loop} &= \frac{N}{2} \text{Wavy vertex} \end{aligned} \tag{R2}$$

These rules will prove very useful in the next lessons. When one of the above loops appears as a sub-diagram in a color graph, the latter can be simplified by contracting the loop to its simpler r.h.s. expression given in (R2).

**Exercise 11.** Using the rules (R2), calculate the color factor (10).

**Exercise 12.** Evaluate the color graph . (Borrowed from Ref. [2].)





**Exercise 14.** Check that the matrix (37) indeed belongs to  $SU(N)$ . (In fact, the exponential parametrization (37) generates *all* elements of  $SU(N)$ , see mathematics textbooks for a proof.)

By construction, the QCD lagrangian is invariant under  $SU(N)$  transformations or "color rotations". In order to address the color structure of QCD (in particular, to determine the invariant multiplets of a parton system), we first consider  $SU(N)$  transformations of the quark, antiquark and gluon "color coordinates".

### Color rotations of quark and antiquark coordinates

Let us start with quarks and antiquarks. Under a given color rotation  $U(\alpha) \in SU(N)$ , the quark coordinates (denoted by an *upper* index according to our initial convention, see section 1.1) transform as

$$q' = U q \Leftrightarrow q'^i = U^i_j q^j. \quad (38)$$

When restricting to the color degree of freedom, antiquark coordinates are simply obtained from quark coordinates by complex conjugation. In the same color rotation of angles  $\alpha^a$ , antiquark coordinates thus transform as

$$q^{*'} = U^* q^* \Leftrightarrow (q^{*'})^i = (U^*)^i_j (q^*)^j. \quad (39)$$

A standard convention is to denote complex conjugation by moving quark and antiquark indices up and down, namely,

$$(q^*)^i \equiv q_i ; \quad (U^*)^i_j \equiv U_i^j, \quad (40)$$

a convention that we have implicitly used from the beginning by assigning *lower* color indices to antiquarks, see section 1.1. The transformation (39) of antiquark coordinates is then written as

$$q'_i = U_i^j q_j. \quad (41)$$

To complement the above convention, any quantity transforming as quark (antiquark) coordinates is assigned an upper (lower) index. We readily verify that a product of the form  $A^i B_i$  (implicitly summed over  $i$ ) is  $SU(N)$  invariant. Indeed,  $(A^i B_i)' = U^i_j U_i^k A^j B_k = A^i B_i$ , since  $U^i_j U_i^k = U^i_j (U^*)^i_k = U^i_j (U^\dagger)^k_i = (U^\dagger U)^k_j = \delta^k_j$ .

Under two successive color rotations of angles  $\alpha^a$  and  $\beta^b$ , quark coordinates transform as

$$q \xrightarrow{\alpha} U(\alpha) q \xrightarrow{\beta} U(\beta)U(\alpha) q = U(\gamma(\alpha, \beta)) q. \quad (42)$$

Indeed, since  $SU(N)$  is a group, the product  $U(\beta)U(\alpha)$  must coincide with an element of  $SU(N)$  of angles  $\gamma^c$ , the latter being fully determined by  $\alpha^a$  and  $\beta^b$ .

**Exercise 15.** (To be done once in a lifetime.)

Let us recall the Baker-Campbell-Hausdorff formula for the product of two exponentials of matrices,

$$e^X e^Y = e^{X+Y+\frac{1}{2}[X,Y]+\frac{1}{12}([X,[X,Y]]-[Y,[X,Y]])+\dots}, \quad (43)$$

where the dots stand for higher-order terms in  $X$  and  $Y$  (all being nested commutators of  $X$  and  $Y$ ). Using (43), show that the angles  $\gamma^a$  defined by (42) are given by  $\gamma^a(\alpha, \beta) = \alpha^a + \beta^a + \frac{1}{2}f_{abc}\alpha^b\beta^c + \dots$ , and find the next term in the series.

This exercise illustrates that the structure of  $SU(N)$  (with respect to the multiplication law) is fully determined by the  $SU(N)$  Lie algebra (4).

### Color rotations of gluon coordinates

How should the  $N^2 - 1$  gluon coordinates  $\Phi^a$  transform under a color rotation of angles  $\alpha^a$ , when the  $N$  quark coordinates transform with the matrix  $U(\alpha)$ ? For each  $U(\alpha)$  acting in quark space, we must find a corresponding  $(N^2 - 1) \times (N^2 - 1)$  matrix  $\tilde{U}(\alpha)$  acting in gluon space, in such a way that the "representation"  $U(\alpha) \rightarrow \tilde{U}(\alpha)$  preserves the group structure. Indeed, in the successive rotations of angles  $\alpha$  and  $\beta$ , the gluon coordinates become

$$\Phi \xrightarrow{\alpha} \tilde{U}(\alpha) \Phi \xrightarrow{\beta} \tilde{U}(\beta) \tilde{U}(\alpha) \Phi, \quad (44)$$

but for consistency with (42), the same result should be obtained by a single rotation of angles  $\gamma(\alpha, \beta)$ , represented by  $\tilde{U}(\gamma(\alpha, \beta))$  when acting in gluon space. We thus need

$$\tilde{U}(\beta) \tilde{U}(\alpha) = \tilde{U}(\gamma(\alpha, \beta)), \quad (45)$$

with the same function  $\gamma(\alpha, \beta)$  as derived in Exercise 15.

It is clear that (45) will be satisfied by the matrices

$$\tilde{U}(\alpha) = e^{i\alpha^a \tilde{T}^a}, \quad (46)$$

provided one can find  $(N^2 - 1) \times (N^2 - 1)$  matrices  $\tilde{T}^a$  ( $a = 1 \dots N^2 - 1$ ) having the same Lie algebra as the  $T^a$ 's, namely,

$$[\tilde{T}^a, \tilde{T}^b] = if_{abc} \tilde{T}^c. \quad (47)$$

We know from lesson 1 that such matrices exist: the matrices  $t^a$  defined by (5) satisfy (29).

A few remarks:

- ❖ The set of matrices  $U(\alpha) = e^{i\alpha^a T^a}$  (i.e., the  $SU(N)$  group itself) acting on the quark and  $\tilde{U}(\alpha) = e^{i\alpha^a t^a}$  acting on the gluon are respectively called the *fundamental* and *adjoint*  $SU(N)$  representations.
- ❖ The adjoint representation is real:  $\tilde{U}(\alpha)^* = e^{-i\alpha^a (t^a)^*} = e^{i\alpha^a t^a} = \tilde{U}(\alpha)$ .
- ❖ If there are  $d_R \times d_R$  matrices  $T^a(R)$  ( $a = 1 \dots N^2 - 1$ ) satisfying the  $SU(N)$  Lie algebra,  $[T^a(R), T^b(R)] = if_{abc} T^c(R)$ , the matrices  $U_R(\alpha) = e^{i\alpha^a T^a(R)}$  define an  $SU(N)$  representation of dimension  $d_R$ , acting on objects with  $d_R$  components while preserving the group structure. The  $T^a(R)$ 's are the  $SU(N)$  generators in the representation  $R$ .
- ❖ For  $N > 2$ ,  $SU(N)$  representations do not exist for any dimension  $d_R$ . For  $N = 3$ , the possible dimensions are  $d_R = 1, 3, 6, 8, 10, 15 \dots$
- ❖ When there is no risk of confusion, an  $SU(N)$  (irreducible) representation is labelled by its dimension in the case  $N = 3$ . For instance, the fundamental and adjoint  $SU(N)$  representations are denoted by  $R = \mathbf{3}$  and  $R = \mathbf{8}$ , with generators  $T^a(\mathbf{3}) = T^a$  and  $T^a(\mathbf{8}) = t^a$ .



In (55), the sum of the infinitesimal shifts is obviously the infinitesimal shift of the incoming multi-parton state. Thus, a parton system which is fully contracted over parton color indices is  $SU(N)$  invariant. Such a system is called a color singlet state. Color conservation (expressed pictorially as (35)) is equivalent to the  $SU(N)$  invariance of color singlet systems.

Note that if we do not contract with external parton coordinates, the identity (55) reads

$$= 0, \tag{56}$$

with specified external indices  $b, c, \dots, i, j, \dots$ . Let us view the object carrying those indices,  $A^{bc\dots}_{i\dots j\dots}$ , as an  $SU(N)$  tensor, thus transforming under  $SU(N)$  as the product of parton coordinates  $\Phi^b \Phi^c \dots q_i \dots q^j \dots$ . Eq. (56) gives an alternative formulation of color conservation, namely: all  $SU(N)$  tensors (constructed from the basic legos) are in fact  $SU(N)$  invariant tensors.

**Exercise 16.** Check explicitly that the tensors

$$= \delta^j_i, \quad = \delta^{bc}, \tag{57}$$

are invariant under finite color rotations.

**Exercise 17.** Express the  $SU(N)$  invariance under finite color rotations of the tensor

$$= (T^a)^j_i \tag{58}$$

to obtain the relation

$$\tilde{U}_{bc} = 2\text{Tr} (T^b U T^c U^\dagger), \tag{59}$$

which determines the matrix elements  $\tilde{U}_{bc}$  of a color rotation in the adjoint representation in terms of its fundamental representation  $U$ .

### 2.3 $SU(N)$ irreducible representations

Using the pictorial expression of color conservation and infinitesimal color rotations allows one to address  $SU(N)$  irreducible representations in a rather intuitive way.

Consider a multi-parton system spanning a color vector space  $E$  of dimension  $n$ , and suppose we have at disposal  $m$  projectors  $\mathbb{P}_i$  constructed from the basic legos and satisfying the conditions  $\mathbb{P}_i \cdot \mathbb{P}_j = 0$  for  $i \neq j$  and  $\sum_{i=1}^m \text{rank}(\mathbb{P}_i) = n$ , implying the completeness relation  $\sum_{i=1}^m \mathbb{P}_i = \mathbb{1}_E$ . (An explicit case was given in lesson 1 when proving the Fierz identity, see Exercise 2.) We also suppose the projectors to be Hermitian,  $\mathbb{P}_i^\dagger = \mathbb{P}_i$ .

Let us apply an infinitesimal color rotation to the parton state (for the argument it is sufficient to keep only the infinitesimal shift and drop the factor  $i\delta\alpha^a$ ), and then insert on



### 3 Diquark states, Schur's lemma and Casimir charges

In this lesson, we present a systematic method [1] to find the set of Hermitian projectors on the irreps of a parton system, which can in principle be applied to any parton system. Here it is explained in the very simple case of a  $qq$  pair, and other examples will be addressed in lesson 4.

#### 3.1 Irreps of diquark states

Pictorially, a diquark state is represented as

$$\begin{array}{c} \circ \rightarrow i \\ \circ \rightarrow j \end{array} \equiv q^i q^j . \quad (64)$$

As we saw in lesson 2, finding a basis of the vector space  $\{q^i q^j\} \equiv V \otimes V$  (of dimension  $N^2$ ) where all color rotations (represented by  $N^2 \times N^2$  matrices) are block-diagonal (and cannot be further block-diagonalized) amounts to finding a maximal and complete set of Hermitian, mutually orthogonal projectors  $P_i$ .

The case of diquarks being very simple and well known, let us immediately give the result for the relevant set of projectors. It is composed of two projectors corresponding to the symmetrizer and anti-symmetrizer (over the two quark indices), given respectively by:

$$P_S = \frac{1}{2} ( \begin{array}{c} \rightarrow \\ \rightarrow \end{array} + \begin{array}{c} \rightarrow \\ \rightarrow \end{array} ) \equiv \begin{array}{c} \rightarrow \\ \rightarrow \end{array} \boxed{\phantom{0}} \begin{array}{c} \rightarrow \\ \rightarrow \end{array} ; \quad P_A = \frac{1}{2} ( \begin{array}{c} \rightarrow \\ \rightarrow \end{array} - \begin{array}{c} \rightarrow \\ \rightarrow \end{array} ) \equiv \begin{array}{c} \rightarrow \\ \rightarrow \end{array} \blacksquare \begin{array}{c} \rightarrow \\ \rightarrow \end{array} . \quad (65)$$

For a system  $\{q^i q^j \dots q^p\}$  made up only of quarks, representation theory [5] tells us that the bases of the  $SU(N)$  invariant (and irreducible) subspaces are given by linear combinations of  $q^i q^j \dots q^p$  having different symmetry properties in the permutation of indices. In the present case of two quarks, we can build either a totally symmetric or totally antisymmetric linear combination of  $q^i q^j$ , leading to the set (65) of projectors.

**Exercise 19.** Verify that  $P_S$  and  $P_A$  form a complete set of Hermitian projectors, which are mutually orthogonal. Calculate their ranks.

**Exercise 20.**  $\text{img}(P_S)$  and  $\text{img}(P_A)$  are the subspaces spanned by  $V_S^{ij}$  and  $V_A^{ij}$  defined by

$$V_S^{ij} = (P_S)^{ij}_{kl} q^k q^l = \begin{array}{c} \circ \rightarrow \\ \circ \rightarrow \end{array} \boxed{\phantom{0}} \begin{array}{c} i \\ j \end{array} = \frac{1}{2} (q^i q^j + q^j q^i), \quad (66)$$

$$V_A^{ij} = (P_A)^{ij}_{kl} q^k q^l = \begin{array}{c} \circ \rightarrow \\ \circ \rightarrow \end{array} \blacksquare \begin{array}{c} i \\ j \end{array} = \frac{1}{2} (q^i q^j - q^j q^i). \quad (67)$$

Check that  $\text{img}(P_S)$  and  $\text{img}(P_A)$  are invariant under  $SU(N)$  (which we know from lesson 2), by writing how  $V_S^{ij}$  and  $V_A^{ij}$  transform under finite color rotations (thus showing that they are  $SU(N)$  tensors of rank 2).

In summary, we have the completeness relation

$$\begin{array}{c} \rightarrow \\ \rightarrow \end{array} = P_S + P_A = \begin{array}{c} \rightarrow \\ \rightarrow \end{array} \boxed{\phantom{0}} \begin{array}{c} \rightarrow \\ \rightarrow \end{array} + \begin{array}{c} \rightarrow \\ \rightarrow \end{array} \blacksquare \begin{array}{c} \rightarrow \\ \rightarrow \end{array} , \quad (68)$$

and the product of two fundamental representations decomposes into a sum of irreps as

$$N \otimes N = \frac{N(N+1)}{2} \oplus \frac{N(N-1)}{2}, \quad (69)$$

where only the dimensions of the irreps are mentioned. Note that in general, knowing the dimension of an irrep is not sufficient to fully determine the irrep, as illustrated by the following exercise.

**Exercise 21.** For  $N = 3$ , the relation (69) reads  $\mathbf{3} \otimes \mathbf{3} = \mathbf{6} \oplus \mathbf{3}$ , but the generators of the irrep of dimension 3 acting on the subspace spanned by  $V_A^{ij}$  are equivalent to  $-(T^a)^* = -({}^t T^a)$ , i.e.,  $V_A^{ij}$  does not transform under  $SU(3)$  as a quark, but as an antiquark. (Thus, (69) is commonly written as  $\mathbf{3} \otimes \mathbf{3} = \mathbf{6} \oplus \bar{\mathbf{3}}$ .) Prove this by trading the three independent components of  $V_A^{ij}$  for the 3-vector  $B_k \equiv \frac{1}{2}\epsilon_{ijk}V_A^{ij}$  (with  $\epsilon_{ijk}$  the Levi-Civita tensor of rank 3) and by evaluating the shift  $\delta B_k$  under an infinitesimal color rotation.

Let us now suppose that we do not know anything about representation theory, and that we therefore do not know from the start the set of Hermitian projectors. We describe below a systematic method to find them. In the  $qq$  case, the method is obviously not the most economical, but an advantage of this method is that it can be applied to any parton system composed of quarks, antiquarks and gluons (as we will see in lesson 4).

The general procedure consists of three steps:

- (i) Find the maximal number of linearly independent operators (built from the basic legos, thus being  $SU(N)$  invariant tensors when specifying external indices) mapping the vector space to itself.

In the present case of the vector space  $V \otimes V$ , an operator (or tensor) of this type can be expressed in terms of graphs of the generic form



$$(70)$$

Such graphs can be replaced by (linear combinations of) simpler graphs using the following algorithm.

First, we can get rid of any three-gluon vertex appearing in the graph by using the identity (prove it!)

$$\text{Diagram} = 2 \left( \text{Diagram 1} + \text{Diagram 2} \right). \quad (71)$$

The graphs then reduce to (linear combinations of) graphs where any internal gluon connects at both ends to quark lines.

Second, every internal gluon can be removed with the help of the Fierz identity (17). So we end up with graphs with four external quark lines (together with airborne quark loops that simply contribute to an irrelevant global factor  $N^\ell$ ) and without gluons. There are only two ways to connect the four external quark lines, and this proves that there are only two



independent tensors mapping  $V \otimes V$  to itself, namely,

$$\mathbb{1} \equiv \begin{array}{c} \longrightarrow \\ \longrightarrow \end{array} ; \quad X \equiv \begin{array}{c} \nearrow \searrow \\ \searrow \nearrow \end{array} . \quad (72)$$

- (ii) Find the "multiplication table" between these operators, and infer the minimal polynomial and eigenvalues of the most interesting one(s).

The multiplication table of the set  $\{\mathbb{1}, X\}$  has only one non-trivial entry,

$$X^2 = \begin{array}{c} \nearrow \searrow \\ \searrow \nearrow \end{array} \begin{array}{c} \nearrow \searrow \\ \searrow \nearrow \end{array} = \begin{array}{c} \longrightarrow \\ \longrightarrow \end{array} = \mathbb{1} . \quad (73)$$

The characteristic equation of the operator  $X$  is  $X^2 - \mathbb{1} = 0$ . The minimal polynomial of  $X$  is thus  $x^2 - 1 = (x - 1)(x + 1)$ , which is split with simple roots. From basic linear algebra, it follows that  $X$  can be diagonalized (which is not a surprise since  $X$  is clearly Hermitian) and has eigenvalues  $\{\lambda_1, \lambda_2\} = \{1, -1\}$ .

In some basis of  $\{q^i q^j\} \equiv V \otimes V$ , the matrix representation of  $X$  thus reads

$$X = \begin{pmatrix} \lambda_1 & & & \\ & \dots & & \\ & & \lambda_1 & \\ & & & \dots \\ & & & & \lambda_2 \\ & & & & & \dots \\ & & & & & & \lambda_2 \end{pmatrix} . \quad (74)$$

- (iii) Express the projectors on the corresponding eigenspaces in terms of the  $SU(N)$  invariant tensors.

In the above basis, the projectors  $P_{\lambda_1}$  and  $P_{\lambda_2}$  on the eigenspaces of  $X$  are

$$P_{\lambda_1} = \begin{pmatrix} 1 & & & \\ & \dots & & \\ & & 1 & \\ & & & \dots \\ & & & & 0 \\ & & & & & \dots \\ & & & & & & 0 \end{pmatrix} ; \quad P_{\lambda_2} = \begin{pmatrix} 0 & & & \\ & \dots & & \\ & & 0 & \\ & & & \dots \\ & & & & 1 \\ & & & & & \dots \\ & & & & & & 1 \end{pmatrix} . \quad (75)$$

Their explicitly  $SU(N)$  invariant form follows from the identities  $X = \lambda_1 P_{\lambda_1} + \lambda_2 P_{\lambda_2}$  and  $\mathbb{1} = P_{\lambda_1} + P_{\lambda_2}$ , or directly from a mere observation of the matrix  $X$  given in (74),

$$P_{\lambda_1} = \frac{X - \lambda_2 \mathbb{1}}{\lambda_1 - \lambda_2} = \frac{1}{2}(\mathbb{1} + X) = P_S ; \quad P_{\lambda_2} = \frac{X - \lambda_1 \mathbb{1}}{\lambda_2 - \lambda_1} = \frac{1}{2}(\mathbb{1} - X) = P_A . \quad (76)$$

We thus recover the projectors (65) without any prior knowledge of representation theory. Note that in the above derivation, the resulting projectors satisfy all requirements *by construction*: they are Hermitian and mutually orthogonal, they form a complete set ( $P_S + P_A = \mathbb{1}$ ), and they cannot be reduced into a sum of more  $SU(N)$  invariant projectors (since this would imply that there are more than two independent tensors mapping  $V \otimes V$  to itself). Therefore,  $P_S$  and  $P_A$  must project onto the irreducible representations of diquark states.

Let us end this section by two important remarks:

- ❖ Obviously, the number of projectors (i.e., the number of irreps) cannot exceed the number of independent tensors determined in step (i),  $n_{\text{irreps}} \leq n_{\text{tensors}}$ . For diquarks, we



$$\begin{array}{c} \text{---} \\ \text{---} \\ \text{---} \\ \text{---} \\ \text{---} \end{array} \circlearrowleft R \begin{array}{c} \text{---} \\ \text{---} \\ \text{---} \\ \text{---} \\ \text{---} \end{array} \circlearrowright \text{blob} \begin{array}{c} \text{---} \\ \text{---} \\ \text{---} \\ \text{---} \\ \text{---} \end{array} \circlearrowleft R \begin{array}{c} \text{---} \\ \text{---} \\ \text{---} \\ \text{---} \\ \text{---} \end{array} = c \begin{array}{c} \text{---} \\ \text{---} \\ \text{---} \\ \text{---} \\ \text{---} \end{array} \circlearrowleft R \begin{array}{c} \text{---} \\ \text{---} \\ \text{---} \\ \text{---} \\ \text{---} \end{array} = c \mathbb{P}_R . \quad (80)$$

The latter equation can be interpreted as follows. Suppose we prepare an incoming multiplet  $R$  and try to mix the basis states of this multiplet with the help of an invertible matrix (represented by the middle blob in the l.h.s. of (80)), which is thus a map of  $\text{img}(\mathbb{P}_R) \rightarrow \text{img}(\mathbb{P}_R)$ . Due to Schur's lemma (80), up to an overall factor we get exactly the same states. The basis states of a multiplet are uniquely defined.

Both parts of Schur's lemma are very important results, useful for simplifying calculations and also for intuition.

To end this section, let us mention that when  $R_1 \neq R_2$ , a non-zero tensor  $A$  of the form (77) is called a *transition operator* (for the transition  $R_1 \rightarrow R_2$ ). In this case, Schur's lemma can be reformulated as:

- ❖ There is a transition operator  $A$  between  $R_1$  and  $R_2 \neq R_1$  if and only if  $R_1$  and  $R_2$  are equivalent irreps, and  $A$  is then a similarity transformation between the two irreps,  $U_{R_1}(\alpha) = A^{-1}U_{R_2}(\alpha)A$ . (The reciprocal is trivial: if  $R_1$  and  $R_2$  are equivalent, there exists a non-zero operator  $A$  such that  $U_{R_1} = A^{-1}U_{R_2}A$ , thus mapping  $\text{img}(\mathbb{P}_{R_1}) \rightarrow \text{img}(\mathbb{P}_{R_2})$ , i.e., there is a transition operator  $A$  between  $R_1$  and  $R_2$ .)

**Exercise 22.** When  $R_1$  and  $R_2$  are different but equivalent irreps, show that the transition operator between  $R_1$  and  $R_2$  is uniquely defined (up to an overall factor).

We will see examples of transition operators in lesson 4, when discussing the  $qqq$  system.

### 3.3 Casimir charges

In lesson 2 we gave the pictorial expression (63) of  $SU(N)$  generators  $T^a(R)$  in the irrep  $R$ . The Casimir operator in this representation is defined by  $T^a(R)T^a(R)$ , which from Schur's lemma (80) must be proportional to  $\mathbb{1}_R = \mathbb{P}_R$ , with a proportionality coefficient named the Casimir charge  $C_R$ ,

$$T^a(R)T^a(R) = \begin{array}{c} \text{---} \\ \text{---} \\ \text{---} \\ \text{---} \\ \text{---} \end{array} \circlearrowleft \text{blob} \begin{array}{c} \text{---} \\ \text{---} \\ \text{---} \\ \text{---} \\ \text{---} \end{array} \circlearrowright \text{blob} \begin{array}{c} \text{---} \\ \text{---} \\ \text{---} \\ \text{---} \\ \text{---} \end{array} \circlearrowleft R \begin{array}{c} \text{---} \\ \text{---} \\ \text{---} \\ \text{---} \\ \text{---} \end{array} = C_R \begin{array}{c} \text{---} \\ \text{---} \\ \text{---} \\ \text{---} \\ \text{---} \end{array} \circlearrowleft R \begin{array}{c} \text{---} \\ \text{---} \\ \text{---} \\ \text{---} \\ \text{---} \end{array} . \quad (81)$$

Unlike the generators  $T^a(R)$ , the Casimir operator commutes with all  $SU(N)$  transformations. In lesson 1, we met the Casimir operators  $T^a T^a = C_F \mathbb{1}_V$  and  $t^a t^a = C_A \mathbb{1}_A$  in the fundamental (quark) and adjoint (gluon) representations.

**Exercise 23.** Show that the global Casimir charge  $C_R$  of a color state  $R$  of two partons (of individual Casimir charges  $C_1$  and  $C_2$ ) is given by

$$C_R = C_1 + C_2 + v_{12}(R) , \quad (82)$$

where the color "interaction potential"  $v_{12}(R)$  of the parton pair in irrep  $R$  is defined by

$$v_{12}(R) \mathbb{P}_R \equiv -2 \begin{array}{c} \text{---} \\ \text{---} \\ \text{---} \\ \text{---} \\ \text{---} \end{array} \circlearrowleft \text{blob} \begin{array}{c} \text{---} \\ \text{---} \\ \text{---} \\ \text{---} \\ \text{---} \end{array} \circlearrowright \text{blob} \begin{array}{c} \text{---} \\ \text{---} \\ \text{---} \\ \text{---} \\ \text{---} \end{array} \circlearrowleft R \begin{array}{c} \text{---} \\ \text{---} \\ \text{---} \\ \text{---} \\ \text{---} \end{array} = -2 \begin{array}{c} \text{---} \\ \text{---} \\ \text{---} \\ \text{---} \\ \text{---} \end{array} \circlearrowleft \text{blob} \begin{array}{c} \text{---} \\ \text{---} \\ \text{---} \\ \text{---} \\ \text{---} \end{array} \circlearrowright \text{blob} \begin{array}{c} \text{---} \\ \text{---} \\ \text{---} \\ \text{---} \\ \text{---} \end{array} \circlearrowleft R \begin{array}{c} \text{---} \\ \text{---} \\ \text{---} \\ \text{---} \\ \text{---} \end{array} . \quad (83)$$

What is the generalization of (82) to a system of  $n > 2$  partons?

**Exercise 24.** Calculate the Casimir charges of the two diquark irreps (associated with the projectors  $P_S$  and  $P_A$ ) as a function of  $N$ . In which color state is the color interaction potential attractive?

## 4 Color states of $q\bar{q}$ , $qg$ and $qqq$ systems

Here we will apply the systematic method described in lesson 3 for diquark states to a few other systems, namely,  $q\bar{q}$  pairs,  $qg$  pairs, and finally the  $qqq$  system. The latter is the simplest system for which the number of irreps is strictly smaller than the number of independent tensors, thus providing a simple illustration of color transitions between equivalent irreps.

### 4.1 $q\bar{q}$

As a warming up, let us start with  $q\bar{q}$  pairs. The systematic procedure for finding how  $\mathbf{3} \otimes \bar{\mathbf{3}}$  decomposes into a sum of irreps is as follows.

- (i) In the same way as was done for  $qq$  pairs in lesson 3, one can obtain a maximal set of independent tensors mapping  $V \otimes \bar{V}$  to itself, for instance:

$$\mathbf{1} \equiv \begin{array}{c} \longrightarrow \\ \longleftarrow \end{array} ; \quad S \equiv \begin{array}{c} \lrcorner \\ \llcorner \end{array} \begin{array}{c} \lrcorner \\ \llcorner \end{array} . \quad (84)$$

- (ii) The multiplication table between these tensors has only one non-trivial entry:

$$S^2 = \begin{array}{c} \lrcorner \\ \llcorner \end{array} \begin{array}{c} \lrcorner \\ \llcorner \end{array} \begin{array}{c} \lrcorner \\ \llcorner \end{array} \begin{array}{c} \lrcorner \\ \llcorner \end{array} = N \begin{array}{c} \lrcorner \\ \llcorner \end{array} \begin{array}{c} \lrcorner \\ \llcorner \end{array} = NS . \quad (85)$$

Thus,  $S$  has for minimal polynomial  $x^2 - Nx$ , and for eigenvalues  $\{\lambda_1, \lambda_2\} = \{N, 0\}$ . In some basis of  $\{q^i q_j\} \equiv V \otimes \bar{V}$ , we have  $S = \text{diag}(\lambda_1 \dots \lambda_1, \lambda_2 \dots \lambda_2)$ .

- (iii) The projectors on the eigenspaces of  $S$  read

$$P_{\lambda_1} = \frac{S - \lambda_2 \mathbf{1}}{\lambda_1 - \lambda_2} = \frac{S}{N} = \frac{1}{N} \begin{array}{c} \lrcorner \\ \llcorner \end{array} \begin{array}{c} \lrcorner \\ \llcorner \end{array} \equiv \mathbf{P}_1 , \quad (86)$$

$$P_{\lambda_2} = \frac{S - \lambda_1 \mathbf{1}}{\lambda_2 - \lambda_1} = \mathbf{1} - \frac{S}{N} = \begin{array}{c} \longrightarrow \\ \longleftarrow \end{array} - \frac{1}{N} \begin{array}{c} \lrcorner \\ \llcorner \end{array} \begin{array}{c} \lrcorner \\ \llcorner \end{array} = 2 \begin{array}{c} \nearrow \text{-----} \searrow \\ \nwarrow \text{-----} \swarrow \end{array} \equiv \mathbf{P}_8 . \quad (87)$$

We thus recover the projectors of ranks 1 and  $N^2 - 1$  encountered when proving the Fierz identity (17) in lesson 1 (see Exercise 2). The small bonus of the systematic derivation is that the invariant subspace  $\text{img}(\mathbf{P}_8)$  is now shown to be irreducible (otherwise one would have found more than two independent tensors in step (i)).

The  $q\bar{q}$  system thus decomposes into a sum of irreps as

$$\mathbf{3} \otimes \bar{\mathbf{3}} = \mathbf{1} \oplus \mathbf{8} , \quad (88)$$

where  $\mathbf{1}$  and  $\mathbf{8}$  denote the trivial (or singlet) and adjoint representations of  $\text{SU}(N)$ .

**Exercise 25.** Write the linear combinations of  $q^i q_j$  spanning the invariant subspaces  $\text{img}(\mathbf{P}_1)$  and  $\text{img}(\mathbf{P}_8)$ , and check explicitly that they transform as expected under  $\text{SU}(N)$ .

### 4.2 $qg$

Finding the color states of a quark-gluon pair using the systematic procedure is fairly straightforward. Since you get used to it, several steps of the derivation are left as exercises.

- (i) For a maximal set of independent tensors mapping  $V \otimes A$  to itself, one can take:

$$I \equiv \begin{array}{c} \text{-----} \\ \longrightarrow \end{array} ; \quad A \equiv \begin{array}{c} \text{-----} \\ \longrightarrow \end{array} \begin{array}{c} \text{-----} \\ \longrightarrow \end{array} ; \quad B \equiv \begin{array}{c} \text{-----} \\ \longrightarrow \end{array} \begin{array}{c} \text{-----} \\ \longrightarrow \end{array} . \quad (89)$$

**Exercise 26.** Prove it by using the same method as for the  $qq$  case (see lesson 3), and paying attention to quark loops.

(ii) The non-trivial entries of the multiplication table are:

$$A^2 = C_F A \ ; \quad AB = BA = -\frac{1}{2N} A \ ; \quad B^2 = \frac{1}{4} I - \frac{1}{2N} A. \quad (90)$$

**Exercise 27.** Derive the relations (90) in a pictorial way. How many irreps can we expect from the set of tensors (89), and why? Infer the minimal polynomial of  $B$ , and explain why there is a basis of  $\{q^i g^a\} \equiv V \otimes A$  where the operator  $B$  is represented by the diagonal matrix  $B = \text{diag}(\lambda_1 \dots \lambda_1, \lambda_2 \dots \lambda_2, \lambda_3 \dots \lambda_3)$ , with  $\{\lambda_1, \lambda_2, \lambda_3\} = \{\frac{1}{2}, -\frac{1}{2}, -\frac{1}{2N}\}$ .

(iii) The projectors on the eigenspaces of  $B$  are given by

$$P_{\lambda_1} = \frac{1}{2} \overrightarrow{\text{~~~~~}} - \frac{1}{N+1} \overrightarrow{\text{~~~~~}} + \overrightarrow{\text{~~~~~}} \ , \quad (91)$$

$$P_{\lambda_2} = \frac{1}{2} \overrightarrow{\text{~~~~~}} - \frac{1}{N-1} \overrightarrow{\text{~~~~~}} - \overrightarrow{\text{~~~~~}} \ , \quad (92)$$

$$P_{\lambda_3} = \frac{1}{C_F} \overrightarrow{\text{~~~~~}} \ . \quad (93)$$

**Exercise 28.** Obtain the latter projectors using the formula

$$P_{\lambda_i} = \frac{(B - \lambda_j)(B - \lambda_k)}{(\lambda_i - \lambda_j)(\lambda_i - \lambda_k)} \ , \quad (94)$$

where  $P_{\lambda_i}$  is the projector on the eigenspace associated to the eigenvalue  $\lambda_i$ , and  $\lambda_j, \lambda_k$  are the two other eigenvalues. (Eq. (94) follows from a mere observation of  $B$  in its diagonal matrix form.)

By construction, the projectors (91)–(93) form a complete (and maximal) set of Hermitian, mutually orthogonal projectors, which thus project on the irreps of a  $qq$  pair.

**Exercise 29.** Show that the dimensions  $K_\alpha$  and Casimir charges  $C_\alpha$  of the irreps read:

$$K_\alpha = \left\{ \frac{N(N+2)(N-1)}{2}, \frac{N(N-2)(N+1)}{2}, N \right\} \ , \quad (95)$$

$$C_\alpha = \left\{ \frac{(N+1)(3N-1)}{2N}, \frac{(N-1)(3N+1)}{2N}, C_F \right\} \ . \quad (96)$$

Naming the irreps by their dimensions in the case  $N = 3$ , we thus have

$$\mathbf{8} \otimes \mathbf{3} = \mathbf{15} \oplus \bar{\mathbf{6}} \oplus \mathbf{3} \ . \quad (97)$$

The second irrep is denoted as  $\bar{\mathbf{6}}$  because for  $N = 3$ , it is equivalent to the *complex conjugate* of the irrep  $\mathbf{6}$  appearing in the diquark case  $\mathbf{3} \otimes \mathbf{3} = \mathbf{6} \oplus \bar{\mathbf{3}}$  (see lesson 3).

**Exercise 30.** Prove the latter statement, by first verifying that the projector  $P_{\lambda_2}$  can be rewritten as (for  $\text{SU}(N)$ )

$$P_{\lambda_2} = 2 \left[ \overrightarrow{\text{~~~~~}} - P_{\lambda_3} \right] \overrightarrow{\text{~~~~~}} \ , \quad (98)$$

then recalling the result of Exercise 21 for  $N = 3$ , and finally using Schur's lemma.

Let us emphasize that for  $N > 3$ , the irreps denoted by their "SU(3) names"  $\mathbf{6}$  (appearing in  $\mathbf{3} \otimes \mathbf{3} = \mathbf{6} \oplus \bar{\mathbf{3}}$ ) and  $\bar{\mathbf{6}}$  (appearing in  $\mathbf{8} \otimes \mathbf{3} = \mathbf{15} \oplus \bar{\mathbf{6}} \oplus \mathbf{3}$ ) have nothing in common and should be considered separately as defined by their associated projectors.

### 4.3 $qqq$

It is important to study the  $qqq$  system once in a lifetime. Indeed, for  $N = 3$  the decomposition of  $qqq$  into multiplets contains the color singlet *baryons* of the real world. Moreover, it is a simple case allowing to discuss transition operators.

#### 4.3.1 Decomposition into a sum of irreps

We follow the same systematic procedure.

(i) Complete set of independent tensors mapping  $V \otimes V \otimes V \equiv V^{\otimes 3} \rightarrow V^{\otimes 3}$

Using the same algorithm as in previous cases, one finds a set of six tensors with only quark lines,

$$I \equiv \begin{array}{c} \longrightarrow \\ \longrightarrow \\ \longrightarrow \end{array}; \quad X_1 \equiv \begin{array}{c} \longrightarrow \\ \nearrow \searrow \\ \longrightarrow \end{array}; \quad X_2 \equiv \begin{array}{c} \nearrow \searrow \\ \times \\ \searrow \nearrow \end{array}; \quad X_3 \equiv \begin{array}{c} \nearrow \searrow \\ \longrightarrow \\ \longrightarrow \end{array}; \quad \sigma \equiv \begin{array}{c} \nearrow \searrow \\ \nearrow \searrow \\ \longrightarrow \end{array}; \quad \tau \equiv \begin{array}{c} \nearrow \searrow \\ \searrow \nearrow \\ \longrightarrow \end{array}, \quad (99)$$

which correspond to the elements of the permutation group on three objects  $S_3$ .

This is the first example we encounter where some of the independent tensors (here  $\sigma$  and  $\tau = \sigma^\dagger$ ) are not Hermitian. The six tensors cannot all be used in the construction of Hermitian projectors, and for the  $qqq$  system we must have  $n_{\text{irreps}} < n_{\text{tensors}}$  (see the remarks in the end of section 3.1).

(ii) Multiplication table

The multiplication table is that of the group  $S_3$ .

$\cdot$	$I$	$\sigma$	$\tau$	$X_1$	$X_2$	$X_3$
$I$	$I$	$\sigma$	$\tau$	$X_1$	$X_2$	$X_3$
$\sigma$	$\sigma$	$\tau$	$I$	$X_2$	$X_3$	$X_1$
$\tau$	$\tau$	$I$	$\sigma$	$X_3$	$X_1$	$X_2$
$X_1$	$X_1$	$X_3$	$X_2$	$I$	$\tau$	$\sigma$
$X_2$	$X_2$	$X_1$	$X_3$	$\sigma$	$I$	$\tau$
$X_3$	$X_3$	$X_2$	$X_1$	$\tau$	$\sigma$	$I$

Table 1: Multiplication table of the set of tensors (99). To read this table correctly, note that  $\sigma X_2 = X_3$ ,  $X_2 \sigma = X_1 \dots$ , each entry being easily checked pictorially.

In order to determine the  $qqq$  irreps and associated projectors, we have to find the maximal set of *commuting* Hermitian tensors which can be obtained from the set (99). From the above table we easily verify the following points:

- \* The tensors  $\sigma + \tau$  and  $\Sigma \equiv X_1 + X_2 + X_3$  are Hermitian and commute with every tensor of the set (99). We can thus take the tensors  $I$ ,  $\sigma + \tau$ ,  $\Sigma$  in the set we are looking for.

\* The tensors  $X_1, X_2, X_3$  are Hermitian, but do not commute with each other. Thus, only one of the  $X_i$ 's can be added to the set. Let us choose  $X_3$ .

We therefore choose  $\{I, \sigma + \tau, \Sigma, X_3\}$  as the maximal set from which we can find four irreps and the associated projectors. Note that the tensors  $\{\sigma - \tau, X_2 - X_1\}$ , which complete the former set to form a basis of six tensors mapping  $V^{\otimes 3} \rightarrow V^{\otimes 3}$ , are not necessary for the construction of irreps. Their interpretation will be given shortly.

In order to proceed to the explicit construction of projectors, we observe that the operator  $\sigma + \tau$  has a simple characteristic equation:

$$(\sigma + \tau)^2 = \sigma + \tau + 2I. \quad (100)$$

Its minimal polynomial is thus  $x^2 - x - 2 = (x+1)(x-2)$ , and in some basis of  $\{q^i q^j q^k\} \equiv V^{\otimes 3}$ , it is represented by the matrix

$$\sigma + \tau = \begin{pmatrix} -1 & & & & & \\ & \dots & & & & \\ & & -1 & & & \\ & & & 2 & & \\ & & & & \dots & \\ & & & & & 2 \end{pmatrix}. \quad (101)$$

(iii) Projectors on eigenspaces

The projectors on the eigenspaces of  $\sigma + \tau$  associated to the eigenvalues  $-1$  and  $2$  read

$$P_{(-1)} = \frac{1}{3}(2I - \sigma - \tau), \quad (102)$$

$$P_{(2)} = \frac{1}{3}(I + \sigma + \tau). \quad (103)$$

By construction, these projectors are Hermitian and mutually orthogonal invariant tensors, and satisfy the completeness relation  $P_{(-1)} + P_{(2)} = I = \mathbb{1}_{V^{\otimes 3}}$ . Thus, they split the vector space  $V^{\otimes 3}$  into two  $SU(N)$  invariant subspaces. Since we know there are four *irreducible* representations, we continue the splitting of the space by considering the action of another tensor of our set of four, e.g.  $X_3$ , in each subspace already found.

Let us start with the action of  $X_3$  in  $\text{img}(P_{(-1)})$ . Since  $X_3^2 = I \Rightarrow X_3^2 P_{(-1)} = P_{(-1)}$ , quite trivially the minimal polynomial of  $X_3$  restricted to  $\text{img}(P_{(-1)})$  is  $x^2 - 1$ , and in some basis of  $\text{img}(P_{(-1)})$  the operator  $X_3$  is of the form

$$X_3|_{\text{img}(P_{(-1)})} = \begin{pmatrix} 1 & & & & & \\ & \dots & & & & \\ & & 1 & & & \\ & & & -1 & & \\ & & & & \dots & \\ & & & & & -1 \end{pmatrix}. \quad (104)$$

The projectors on the respective eigenspaces are given by

$$P_{\pm} = \frac{I \pm X_3}{2} P_{(-1)} = \frac{1}{6} [2I - \sigma - \tau \pm (2X_3 - X_1 - X_2)]. \quad (105)$$

Applying the same reasoning in the subspace  $\text{img}(P_{(2)})$ , we obtain two other projectors (on



the two eigenspaces of  $X_3$  restricted to  $\text{img}(P_{(2)})$ ,

$$\tilde{P}_\pm = \frac{I \pm X_3}{2} P_{(2)} = \frac{1}{6} [I + \sigma + \tau \pm (X_1 + X_2 + X_3)] . \quad (106)$$

We have thus found four projectors satisfying all requirements, and thus the four irreps.

The projectors  $\tilde{P}_\pm$  coincide respectively with the symmetrizer and antisymmetrizer over the three quark indices, defined and denoted pictorially as [3]:

$$\mathcal{S} \equiv \frac{1}{3!} \sum_{\pi \in S_3} \pi \equiv \begin{array}{c} \rightarrow \\ \rightarrow \\ \rightarrow \end{array} \begin{array}{|c|} \hline \rightarrow \\ \rightarrow \\ \rightarrow \\ \hline \end{array} ; \quad \mathcal{A} = \frac{1}{3!} \sum_{\pi \in S_3} \text{sign}(\pi) \pi \equiv \begin{array}{c} \rightarrow \\ \rightarrow \\ \rightarrow \end{array} \begin{array}{|c|} \hline \rightarrow \\ \rightarrow \\ \rightarrow \\ \hline \end{array} . \quad (107)$$

In (107) the sums are over all permutations  $\pi$  of  $S_3$ , and  $\text{sign}(\pi)$  denotes the signature of the permutation (with  $\text{sign}(\pi) = +1$  for  $\pi = I, \sigma, \tau$  and  $\text{sign}(\pi) = -1$  for  $\pi = X_1, X_2, X_3$ ).

**Exercise 31.** Show that the projectors  $P_\pm$  given by (105) can also be written as

$$P_+ = \frac{4}{3} \begin{array}{c} \rightarrow \\ \rightarrow \\ \rightarrow \end{array} \begin{array}{|c|} \hline \rightarrow \\ \rightarrow \\ \rightarrow \\ \hline \end{array} \begin{array}{|c|} \hline \rightarrow \\ \rightarrow \\ \rightarrow \\ \hline \end{array} ; \quad P_- = \frac{4}{3} \begin{array}{c} \rightarrow \\ \rightarrow \\ \rightarrow \end{array} \begin{array}{|c|} \hline \rightarrow \\ \rightarrow \\ \rightarrow \\ \hline \end{array} \begin{array}{|c|} \hline \rightarrow \\ \rightarrow \\ \rightarrow \\ \hline \end{array} , \quad (108)$$

corresponding to mixed symmetries in quark indices.

**Exercise 32.** Find the dimensions of the four irreps as a function of  $N$ .

Naming as usual the irreps by their dimensions for  $N = 3$ , the irreps associated with the projectors  $\mathbb{P}_\alpha \equiv \{\tilde{P}_-, P_+, P_-, \tilde{P}_+\}$  are thus labelled by  $\alpha = \{\mathbf{1}, \mathbf{8}_+, \mathbf{8}_-, \mathbf{10}\}$ . With this notation the decomposition of  $\text{SU}(N)$   $qqq$  states into a sum of irreps reads

$$\mathbf{3} \otimes \mathbf{3} \otimes \mathbf{3} = \mathbf{1} \oplus \mathbf{8}_+ \oplus \mathbf{8}_- \oplus \mathbf{10} . \quad (109)$$

**Exercise 33.** For  $N = 3$ , the irrep  $R = \mathbf{1}$  is the representation of the color singlet baryons, and its Casimir must vanish. Calculate the Casimir of the  $\text{SU}(N)$  irrep  $R = \mathbf{1}$  for general  $N$ .

### 4.3.2 Transition operators

Among the six independent tensors contributing to the construction of all possible maps of  $V^{\otimes 3} \rightarrow V^{\otimes 3}$ , the set  $\{I, \sigma + \tau, \Sigma, X_3\}$  (which can be traded for the  $\mathbb{P}_\alpha$ 's defined just above) allows to build the four irreps. What is the interpretation of the remaining tensors  $\sigma - \tau$  and  $X_2 - X_1$ ?

Let us repeat the counting of independent tensors as follows. Using the completeness relation  $\mathbf{1} = \sum_\alpha \mathbb{P}_\alpha$ , any  $V^{\otimes 3} \rightarrow V^{\otimes 3}$  map can be put in the form

$$\begin{array}{c} \rightarrow \\ \rightarrow \\ \rightarrow \end{array} \bigcirc \begin{array}{c} \rightarrow \\ \rightarrow \\ \rightarrow \end{array} = \sum_{\alpha, \beta} \begin{array}{c} \rightarrow \\ \rightarrow \\ \rightarrow \end{array} \begin{array}{|c|} \hline \mathbb{P}_\alpha \\ \hline \end{array} \begin{array}{c} \rightarrow \\ \rightarrow \\ \rightarrow \end{array} \begin{array}{|c|} \hline \mathbb{P}_\beta \\ \hline \end{array} \begin{array}{c} \rightarrow \\ \rightarrow \\ \rightarrow \end{array} . \quad (110)$$

From Schur's lemma, in (110) only the terms for which  $\alpha$  and  $\beta$  are equivalent irreps can contribute. Since equivalent irreps must at least have the same dimension, all possible maps are encompassed by the structures

$$\begin{array}{c} \rightarrow \\ \rightarrow \\ \rightarrow \end{array} \begin{array}{|c|} \hline \alpha \\ \hline \end{array} \begin{array}{c} \rightarrow \\ \rightarrow \\ \rightarrow \end{array} \begin{array}{|c|} \hline \alpha \\ \hline \end{array} \begin{array}{c} \rightarrow \\ \rightarrow \\ \rightarrow \end{array} \propto \mathbb{P}_\alpha , \quad \begin{array}{c} \rightarrow \\ \rightarrow \\ \rightarrow \end{array} \begin{array}{|c|} \hline \mathbf{8}_+ \\ \hline \end{array} \begin{array}{c} \rightarrow \\ \rightarrow \\ \rightarrow \end{array} \begin{array}{|c|} \hline \mathbf{8}_- \\ \hline \end{array} \begin{array}{c} \rightarrow \\ \rightarrow \\ \rightarrow \end{array} , \quad \begin{array}{c} \rightarrow \\ \rightarrow \\ \rightarrow \end{array} \begin{array}{|c|} \hline \mathbf{8}_- \\ \hline \end{array} \begin{array}{c} \rightarrow \\ \rightarrow \\ \rightarrow \end{array} \begin{array}{|c|} \hline \mathbf{8}_+ \\ \hline \end{array} \begin{array}{c} \rightarrow \\ \rightarrow \\ \rightarrow \end{array} . \quad (111)$$

We infer that the two latter structures span the same subspace as  $\{\sigma - \tau, X_2 - X_1\}$ . In particular, they must be non-zero for some choice of the middle blob, thus defining *transition operators* (and proving in passing that  $\mathbf{8}_+$  and  $\mathbf{8}_-$  are equivalent). The operators  $\sigma - \tau$  and  $X_2 - X_1$  are responsible for the transitions  $\mathbf{8}_+ \leftrightarrow \mathbf{8}_-$ .

We have seen in lesson 3 that a transition operator is uniquely defined, see Exercise 22. In order to find the  $\mathbf{8}_+ \leftrightarrow \mathbf{8}_-$  transition operators, we just need to insert in the middle blob some tensor giving a non-zero result. We can choose  $\sigma - \tau$ , and thus take

$$Q_a \equiv P_+(\sigma - \tau)P_- = \begin{array}{c} \rightarrow \rightarrow \rightarrow \\ \circlearrowleft P_- \rightarrow \rightarrow \rightarrow \\ \rightarrow \rightarrow \rightarrow \end{array} \begin{array}{c} \rightarrow \rightarrow \rightarrow \\ \circlearrowleft \sigma - \tau \rightarrow \rightarrow \rightarrow \\ \rightarrow \rightarrow \rightarrow \end{array} \begin{array}{c} \rightarrow \rightarrow \rightarrow \\ \circlearrowright P_+ \rightarrow \rightarrow \rightarrow \\ \rightarrow \rightarrow \rightarrow \end{array} , \quad (112)$$

$$Q_b \equiv Q_a^\dagger = P_-(\tau - \sigma)P_+ = \begin{array}{c} \rightarrow \rightarrow \rightarrow \\ \circlearrowleft P_+ \rightarrow \rightarrow \rightarrow \\ \rightarrow \rightarrow \rightarrow \end{array} \begin{array}{c} \rightarrow \rightarrow \rightarrow \\ \circlearrowleft \tau - \sigma \rightarrow \rightarrow \rightarrow \\ \rightarrow \rightarrow \rightarrow \end{array} \begin{array}{c} \rightarrow \rightarrow \rightarrow \\ \circlearrowright P_- \rightarrow \rightarrow \rightarrow \\ \rightarrow \rightarrow \rightarrow \end{array} , \quad (113)$$

for the  $\mathbf{8}_- \rightarrow \mathbf{8}_+$  and  $\mathbf{8}_+ \rightarrow \mathbf{8}_-$  transition operators, respectively. Note that  $Q_a$  and  $Q_b$  are nilpotent operators ( $Q_a^2 = P_+(\sigma - \tau)P_-P_+(\sigma - \tau)P_- = 0$  since  $P_-P_+ = 0$ ), as is the case for any transition operator mapping two irreps of the same vector space.

**Exercise 34.** Express  $Q_a$  and  $Q_b$  as linear combinations of  $\sigma - \tau$  and  $X_2 - X_1$ .

**Exercise 35.** Check that  $Q_aQ_b = 3P_+$  and  $Q_bQ_a = 3P_-$ , i.e.,  $Q_aQ_b$  and  $Q_bQ_a$  are proportional to the identity operators in the subspaces  $\text{img}(P_+)$  and  $\text{img}(P_-)$ , respectively.

**Exercise 36.** Find all *unitary* similarity transformations between the irreps  $\mathbf{8}_-$  and  $\mathbf{8}_+$ .

**Exercise 37.** If we had chosen  $X_2$  instead of  $X_3$  in our set of four commuting Hermitian tensors (being thus  $\{I, \sigma + \tau, \Sigma, X_2\}$ ), what would be the expressions of the projectors on the four irreps? Denoting the new decomposition as  $\mathbf{3} \otimes \mathbf{3} \otimes \mathbf{3} = \mathbf{1} \oplus \mathbf{8}'_+ \oplus \mathbf{8}'_- \oplus \mathbf{10}$ , compare the multiplets in the irreps  $\mathbf{8}'_+$  and  $\mathbf{8}'_-$  to those in the irreps  $\mathbf{8}_+$  and  $\mathbf{8}_-$ . (The multiplet of a  $uds$  quark system in the  $SU(N)$  irrep  $\alpha$  is defined as the linear combinations  $(\mathbb{P}_\alpha)^{ijk}_{lmn} u^l d^m s^n$ , similarly to the diquark case, see Exercise 20.)

## Acknowledgments

Many thanks to the organizers of the school for their kind invitation and to all the participants for the friendly and relaxed atmosphere! Thanks to G. Jackson for his careful reading of these lecture notes.

## References

- [1] P. Cvitanović, *Group theory: Birdtracks, Lie's and Exceptional groups*, Princeton University Press, Princeton, NJ, 2008. URL: [www.birdtracks.eu](http://www.birdtracks.eu).
- [2] Yu. L. Dokshitzer, *Perturbative QCD (and beyond)*, in *Strong Interactions Study Days Kloster Banz*, Germany, October 10-12, 1995, *Lect. Notes Phys.* **496** (1997) 87.
- [3] S. Keppeler, *Birdtracks for  $SU(N)$* , in *QCD Master Class 2017*, Saint-Jacut-de-la-Mer, France, June 18-24, 2017, *Sci. Post. Phys. Lect. Notes* **3** (2018) [1707.07280].
- [4] H. Georgi, *Lie Algebras In Particle Physics : from Isospin To Unified Theories*, CRC Press, Taylor & Francis, 2000. URL: [doi.org/10.1201/9780429499210](https://doi.org/10.1201/9780429499210).
- [5] M. Hamermesh, *Group Theory and its Application to Physical Problems*, Addison-Wesley, Reading, MA, 1962.