

# AN UNCOUNTABLE NUMBER OF PROOFS OF PYTHAGORAS THEOREM

GAURAV BHATNAGAR AND SAGAR SHRIVASTAVA

ABSTRACT. We give an infinite number of proofs of Pythagoras theorem. Some can be classified as ‘fractal proofs’.

## 1. INTRODUCTION

Virtually anyone who is someone has given a proof of the Pythagoras theorem; we recommend two recent histories given by Maor [4] and Veljan [6], and an interesting set of proofs and commentary by Alsina and Nelsen [2]. The classic compendium and a classification of proofs is by Loomis [3], who says:

(there are) many purely geometric demonstrations of this famous theorem accessible to the teacher, as well as an unlimited number of proofs based on the algebraic method of geometric investigation.

Loomis said this in 1927, so we can say that it has long been suspected that there were an infinite number of proofs by the algebraic method of the Pythagoras theorem. However, the proofs of Pythagoras theorem presented by Loomis and others are still finite in number. The objective of this paper is to give an infinite set of proofs of this famous theorem by what Loomis calls the ‘algebraic method’.

We begin by presenting two proofs. One of them is perhaps one of the oldest ever; the other we believe is new. Infinite sequences of proofs are obtained by iteration. Taking the limit, we find proofs that may be called ‘fractal proofs’ of Pythagoras theorem. We could not find this type of proof in the literature.

The reader may enjoy working out the details of the proofs given in Figure 1. The picture on the left is a proof due to Bhāskara (XIIth century) [5, p. 4], and the one on the right the corresponding ‘fractal proof’.

In this paper, we motivate and provide two other proofs of this nature. Next, we show how to modify our approach to obtain an uncountable number of algebraic proofs. Previously, Alsina and Nelsen [1, p. 47] (see also [2, p. 257]) have also indicated how to obtain an uncountable number of proofs of Pythagoras theorem via tiling.

Finally, we note that we can reverse-engineer one of the proofs to obtain the formula for the geometric sum assuming the Pythagoras theorem which leads to a nice surprise for a Calculus student.

---

*Date:* February 9, 2023.

*2020 Mathematics Subject Classification.* Primary 00A05 ; Secondary 51-01.

*Key words and phrases.* Pythagoras theorem, fractal.

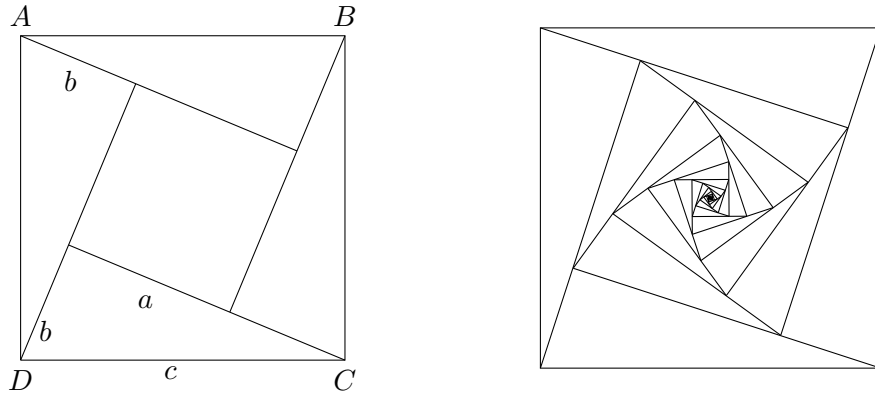


FIGURE 1. Bhāskara's proof of the Pythagoras theorem and the corresponding fractal proof

## 2. TWO PROOFS OF THE PYTHAGOREAN THEOREM

We begin with two related proofs of the Pythagorean theorem. The first proof is based on a figure (see Figure 2) from the earliest known proof of the theorem [5, p. 3]. This has been credited to Chou-pei Suan-ching (circa 250 B.C.) by [6]. The second appears to be new.

**Proof # 1.** We begin with the picture in Figure 2. Consider any right-angled triangle with perpendicular  $a_1$  and base  $b_1$  with the hypotenuse of length  $c_1$ . We begin with a square  $ABCD$  of side length  $a_1 + b_1$ . Let  $E$  be the point on the edge  $AB$  such that  $|AE| = a_1$  and  $|EB| = b_1$ . Similarly  $F, G, H$  be points on  $BC, CD, DA$  respectively, with lengths as shown.

It is easy to verify (using the fact that the sum of angles in a triangle is  $180^\circ$ ) that the quadrilateral  $EFGH$  is a square. Now computing the area of the square of side  $a_1 + b_1$  in two different ways, we have

$$(a_1 + b_1)^2 = 4 \times \frac{1}{2} a_1 b_1 + c_1^2,$$

from where we obtain

$$a_1^2 + b_1^2 = c_1^2.$$

This completes a proof of the Pythagoras theorem.

**Proof # 2.** Next we modify the picture of the first proof as shown in Figure 3 to obtain another proof of the Pythagorean theorem. This proof appears to be new.

Let  $I$  be the point on the edge  $EF$  such that  $\frac{|EI|}{|IF|} = \frac{b_1}{a_1}$ . We denote by  $a_2$  and  $b_2$  the lengths  $|IF|$  and  $|EI|$ .

Similarly we have points  $J, K, L$  on  $FG, GH, HE$ , such that

$$\frac{|FJ|}{|JG|} = \frac{|GK|}{|KH|} = \frac{|HL|}{|LE|} = \frac{b_1}{a_1}.$$

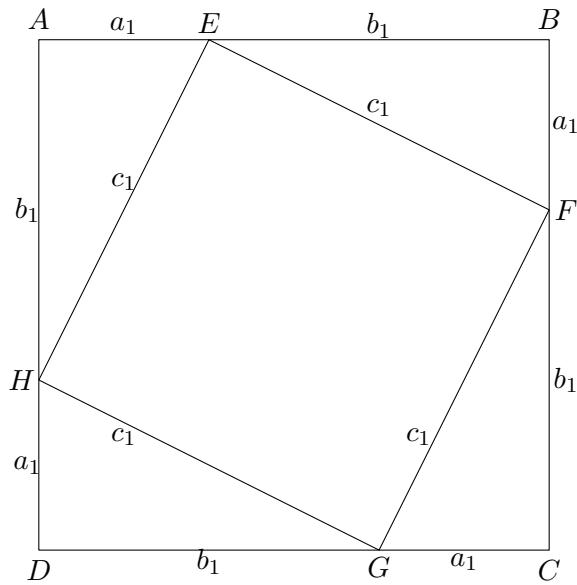


FIGURE 2. Proof # 1: Chou-pei Suan-ching's proof.

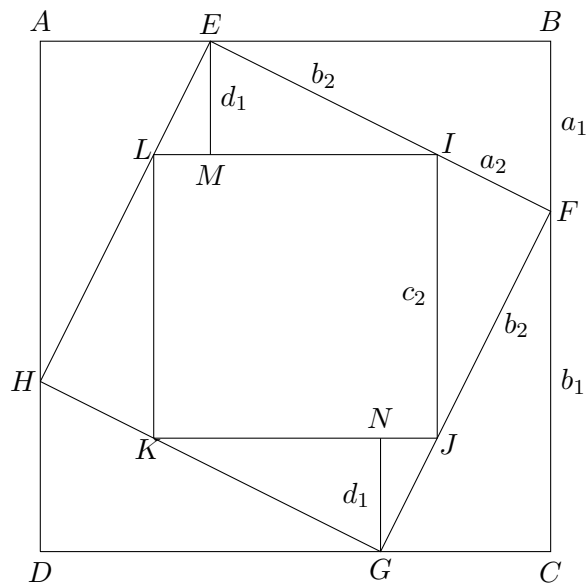


FIGURE 3. Proof # 2.

It is easy to see that the triangles  $\triangle ELI, \triangle FIJ, \triangle GJK, \triangle HKL$  are all right-angled triangles, and congruent to each other. Let  $c_2$  denote the length of the hypotenuse of these triangles.

The following are easy to prove.

- The triangle  $\triangle ELI$  is similar to the bigger triangles from the first proof, namely  $\triangle AEH$ ,  $\triangle BFE$ ,  $\triangle CGF$ ,  $\triangle DHG$ . So too are  $\triangle FIJ$ ,  $\triangle GJK$  and  $\triangle HKL$ .
- The quadrilateral  $IJKL$  is a square.
- The edges  $AB$  and  $LI$  are parallel.
- The lengths  $a_2$ ,  $b_2$  and  $c_2$  are given by

$$a_2 = \frac{a_1 c_1}{a_1 + b_1}; \quad b_2 = \frac{b_1 c_1}{a_1 + b_1}; \quad c_2 = \frac{c_1^2}{a_1 + b_1}.$$

Let  $EM$  be a the perpendicular dropped from  $E$  on  $LI$ ; similarly  $GN$  is the perpendicular dropped from  $G$  on  $JK$ . As these are both perpendiculars dropped in the same orientation of congruent triangles, they have same length, say  $d_1 = |EM| = |GN|$ . Thus

$$a_1 + b_1 = |BC| = |EM| + |IJ| + |GN| = 2d_1 + c_2 \quad (1)$$

To find the value of  $d_1$ , compute the area of  $\triangle ELI$  in two ways:

$$\text{area}(\triangle ELI) = \frac{1}{2}|EL||EI| = \frac{c_1^2 a_1 b_1}{2(a_1 + b_1)^2};$$

and,

$$\text{area}(\triangle ELI) = \frac{1}{2}|LI||EM| = \frac{c_1^2 d_1}{2(a_1 + b_1)}.$$

Equating the two gives us

$$d_1 = \frac{a_1 b_1}{a_1 + b_1}.$$

Putting these values in (1), we get:

$$a_1 + b_1 = \frac{c_1^2}{a_1 + b_1} + \frac{2a_1 b_1}{a_1 + b_1}.$$

Multiplying the equation by  $a_1 + b_1$  gives us  $a_1^2 + b_1^2 = c_1^2$ . This completes the second proof of Pythagoras theorem.

#### FRACTAL PROOFS OF THE PYTHAGORAS THEOREM

An iterate of the first proof is hidden in Figure 3. This leads to an infinite sequence of proofs.

Consider Figure 4. On the one hand, the area of the larger square is  $(a_1 + b_1)^2$ . On the other hand, from Figure 4, we see that it equals

$$\begin{aligned} & 4 \times \frac{1}{2} a_1 b_1 + 4 \times \frac{1}{2} a_2 b_2 + c_2^2 \\ & = 2a_1 b_1 + c_1^2. \end{aligned}$$

The last step follows by noting that  $c_2^2 + 2a_2 b_2 = c_1^2$ , a fact that is obvious from the figure. Now this reduces to the earlier proof indicated by Figure 2.

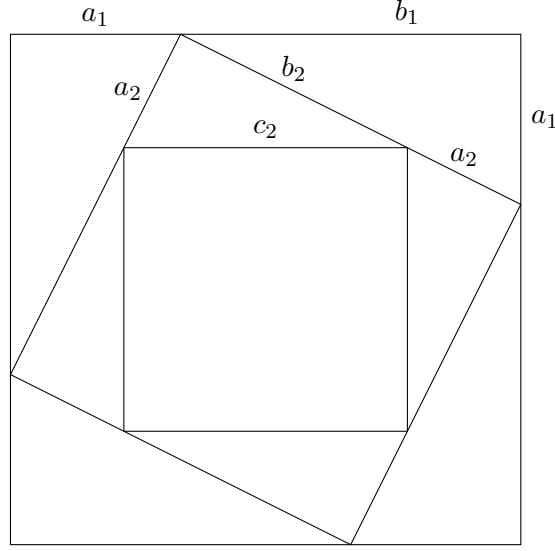


FIGURE 4. The third proof

**Proof # n+1.** Now we iterate. Suppose that we make  $n$  squares (inside the square of size  $a_1 + b_1$ ) by repeating the above steps. Let  $a_n$ ,  $b_n$  and  $c_n$  be the relevant lengths. We find that

$$\begin{aligned}
 (a_1 + b_1)^2 &= 2a_1b_1 + 2a_2b_2 + \cdots + 2a_{n-1}b_{n-1} + 2a_nb_n + c_n^2 & (2) \\
 &= 2a_1b_1 + 2a_2b_2 + \cdots + 2a_{n-1}b_{n-1} + c_{n-1}^2 \\
 &\cdots \\
 &= 2a_1b_1 + c_1^2.
 \end{aligned}$$

In fact, the above gives an infinite (but still countable) set of proofs of Pythagoras theorem.

However, if we iterate endlessly, we get another proof—this time obtaining the fractal image given in Figure 5.

**Fractal proof #1.** We now begin the proof from Figure 5. We note that the lengths  $a_n$ ,  $b_n$  and  $c_n$  (for  $n > 1$ ) are given by

$$a_{n+1} = \frac{a_n c_n}{a_n + b_n}; \quad b_{n+1} = \frac{b_n c_n}{a_n + b_n}; \quad c_{n+1} = \frac{c_n^2}{a_n + b_n}.$$

In addition, recall that  $c_n = a_{n+1} + b_{n+1}$ . From these we obtain:

$$a_n = a_1 \left( \frac{c_1}{a_1 + b_1} \right)^{n-1}; \quad b_n = b_1 \left( \frac{c_1}{a_1 + b_1} \right)^{n-1}; \quad c_n = c_1 \left( \frac{c_1}{a_1 + b_1} \right)^{n-1}. \quad (3)$$

We know the area of this square is  $(a_1 + b_1)^2$ . The other way is to consider the sum of the areas of the individual triangles making up the square. The area of the outermost four

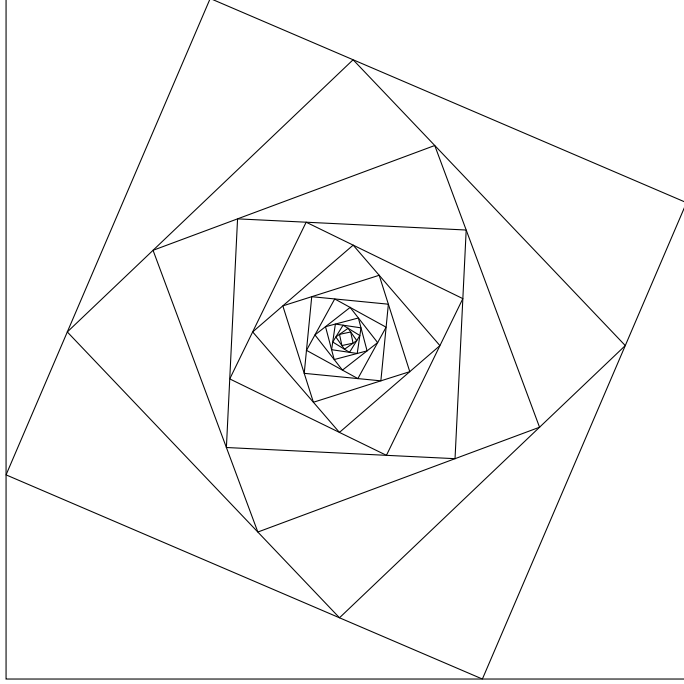


FIGURE 5. Fractal proof #1 of the Pythagoras theorem

triangles is  $4 \times a_1 b_1 / 2 = 2a_1 b_1$ ; the area of the next four  $2a_2 b_2$ , and so on. The total area is evidently

$$\begin{aligned} \text{Area of square} &= 2a_1 b_1 + 2a_2 b_2 + 2a_3 b_3 + \dots \\ &= 2a_1 b_1 + 2a_1 b_1 \left( \frac{c_1}{a_1 + b_1} \right)^2 + 2a_1 b_1 \left( \frac{c_1}{a_1 + b_1} \right)^4 + \dots \\ &= \frac{2a_1 b_1}{1 - \left( \frac{c_1}{a_1 + b_1} \right)^2}, \end{aligned}$$

where we have used (3) and summed the geometric series. Equating the two areas, we get:

$$(a_1 + b_1)^2 = \frac{2a_1 b_1}{1 - \left( \frac{c_1}{a_1 + b_1} \right)^2} \implies (a_1 + b_1)^2 - c_1^2 = 2a_1 b_1 \implies a_1^2 + b_1^2 = c_1^2.$$

This completes the proof. Interestingly, to use the sum of the geometric series we need to know that the sum of the lengths of any two sides of a triangle are bigger than the third, and so  $c_1 / (a_1 + b_1) < 1$ .

**Fractal proof #2.** If we iterate Figure 3, we will get another countable sequence of proofs, and in the limit, a fractal proof of Pythagoras theorem (see Figure 6). It is easy to see that the iterates of  $d_1$  satisfy

$$d_n = \frac{a_{2n-1} b_{2n-1}}{a_{2n-1} + b_{2n-1}}.$$

The proof is obtained from

$$a_1 + b_1 = 2d_1 + 2d_2 + 2d_3 + \cdots .$$

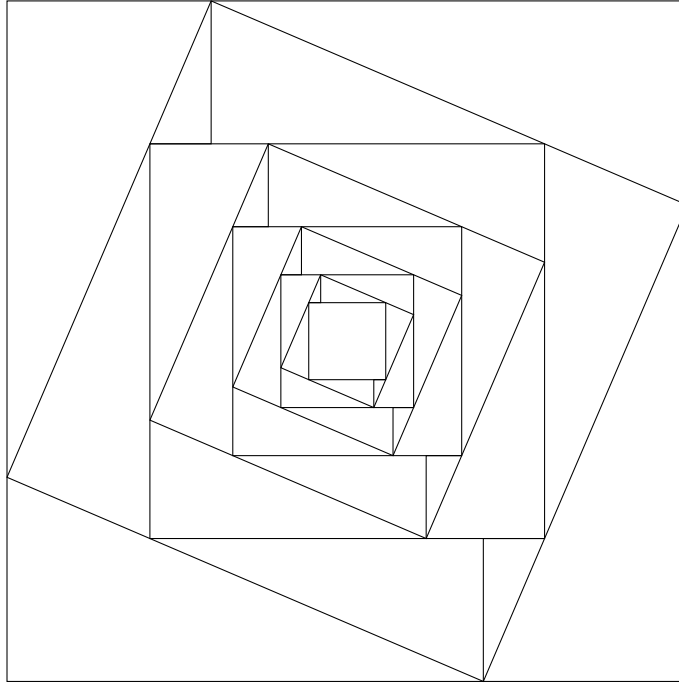


FIGURE 6. Fractal proof #2 of the Pythagoras theorem

**Fractal proof #3.** Another classical proof of Pythagoras theorem uses the figure on the left in Figure 1 in the introduction. We leave it to the reader to complete the details of the fractal proof (given on the right) arising from this proof. The details are similar to those in the proofs above.

### 3. UNCOUNTABLY MANY PROOFS OF THE PYTHAGORAS THEOREM

There are uncountably many pictures which can be obtained from variations of Figure 5 which all lead to a proof of the Pythagoras theorem. At each step, one can place the inner square in two ways. We associate a binary string with each figure. The digits 0 and 1 are attached to the figures shown in Figure 7.

Thus Figure 2 is associated to the binary string 1, Figure 4 to 10 and Figure 5 to 000000.... Figure 8 shows the figure corresponding to the binary string 010101.

We remark that there can be further uncountable families of such proofs, two being provided by analogous variations in Figures 1 and 6.

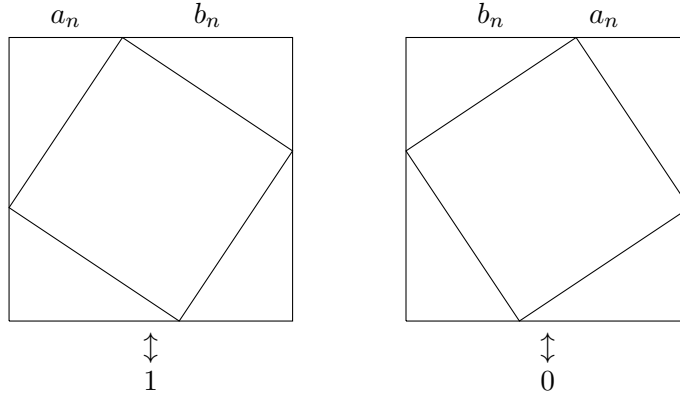


FIGURE 7. The correspondence of binary digit with the orientation of square

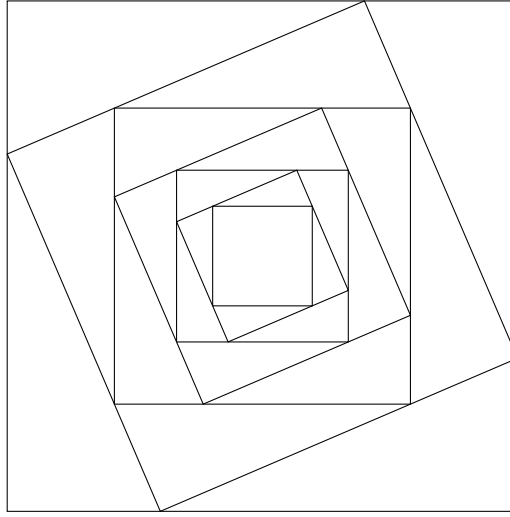


FIGURE 8. The figure corresponding to 010101

#### 4. PYTHAGORAS THEOREM IMPLIES THE GEOMETRIC SUM

This paper has many proofs of the Pythagoras theorem. If we assume the Pythagoras theorem, we can prove the formula for the sum of the geometric series, by reverse-engineering the  $(n + 1)$ th proof of given in §2.

From equations (2) and (3) we have

$$(a_1 + b_1)^2 = 2a_1b_1 + 2a_1b_1\left(\frac{c_1}{a_1 + b_1}\right)^2 + \cdots + 2a_1b_1\left(\frac{c_1}{a_1 + b_1}\right)^{2n-2} + c_1^2\left(\frac{c_1}{a_1 + b_1}\right)^{2n-2}$$

or

$$\frac{(a_1 + b_1)^2 - c_1^{2n}/(a_1 + b_1)^{2n-2}}{2a_1b_1} = 1 + \left(\frac{c_1}{a_1 + b_1}\right)^2 + \cdots + \left(\frac{c_1}{a_1 + b_1}\right)^{2n-2}.$$



By the Pythagoras theorem,  $2a_1b_1 = (a_1 + b_1)^2 - c_1^2$ , and this expression can be written as

$$\frac{1 - \left(\frac{c_1}{a_1+b_1}\right)^{2n}}{1 - \left(\frac{c_1}{a_1+b_1}\right)^2} = 1 + \left(\frac{c_1}{a_1 + b_1}\right)^2 + \cdots + \left(\frac{c_1}{a_1 + b_1}\right)^{2n-2}.$$

We have obtained the formula for the geometric sum, but with the restriction that  $a_1, b_1$  and  $c_1$  form the sides of a right-angled triangle. That restriction can be removed by considering it once again as an algebraic identity. Replace  $c_1$  by  $\sqrt{q}(a_1 + b_1)$ , to obtain the geometric sum:

$$1 + q + q^2 + \cdots + q^{n-1} = \frac{1 - q^n}{1 - q}.$$

Calculus students will recognize in this a way to find the derivative of  $f(q) = q^n$  at  $q = 1$ , by taking the limit as  $q \rightarrow 1$ ; or, in other words from Pythagoras theorem by taking  $b_1 \rightarrow 0$ , so that  $a_1 \rightarrow c_1$  and thus  $q \rightarrow 1$ . Geometrically, this corresponds to squashing the right-angled triangle until it becomes a straight line of length  $c_1$ .

#### REFERENCES

- [1] C. Alsina and R. B. Nelsen. *Math made visual: creating images for understanding mathematics*, volume 28. American Mathematical Soc., 2006.
- [2] C. Alsina and R. B. Nelsen. *Icons of mathematics. An exploration of twenty key images*, volume 45 of *Dolciani Math. Expo.* Washington, DC: Mathematical Association of America (MAA), 2011.
- [3] E. S. Loomis. *The Pythagorean proposition, its proofs analyzed and classified, and bibliography of sources.* 214 p. Ohio, 1927.
- [4] E. Maor. *The Pythagorean theorem. A 4000-year history.* Princeton Sci. Libr. Princeton, NJ: Princeton University Press, reprint of the 2007 hardback edition edition, 2019.
- [5] R. B. Nelsen. *Proofs without words. Exercises in visual thinking*, volume 1 of *Classr. Resour. Mater.* Washington, DC: Mathematical Association of America (MAA), 1993.
- [6] D. Veljan. The 2500-year-old pythagorean theorem. *Mathematics Magazine*, 73(4):259–272, 2000.

ASHOKA UNIVERSITY, SONIPAT, HARYANA 131029, INDIA  
 Email address: bhatnagarg@gmail.com

SCHOOL OF MATHEMATICS, TATA INSTITUTE OF FUNDAMENTAL RESEARCH, HOMI BHABHA ROAD, MUMBAI 400005, INDIA  
 Email address: sagars@math.tifr.res.in