

# Reference Governor Design in the Presence of Uncertain Polynomial Constraints

Rick Schieni, Chengwei Zhao, Michael Malisoff, and Laurent Burlion

**Abstract**—Reference governors are add-on schemes that are used to modify trajectories to prevent controlled dynamical systems from violating input or state constraints, and so are playing an increasingly important role in aerospace, robotic, and other applications. Here we present a novel reference governor design for systems whose polynomial constraints depend on unknown bounded parameters. This is a significant departure from earlier treatments of reference governors, where the constraints were linear or known, because here we transfer the uncertainties into the constraints instead of having them in the closed loop dynamics, which greatly simplifies the task of determining future evolution of the constraints. Unlike our earlier treatment of reference governors with polynomial constraints which transformed the constraints into linear ones that depend on an augmented state of the system, here we transform the constraints into linear ones that depend on both the system’s state and uncertain parameters. Convexity allows us to estimate the maximal output admissible set for an uncertain pre-stabilized linear system. We show that it is sufficient to only consider extreme values of the uncertain parameters when computing and propagating the polynomial constraints. We illustrate our method using an uncertain longitudinal dynamics for civilian aircraft which is controlled using a disturbance compensation method and needs to satisfy input and state constraints, and where our reference governor method ensures that safety constraints are always satisfied.

**Index Terms**—Constraints, Linear Systems, Parametric Uncertainties, Reference Governors

## I. INTRODUCTION

Reference governors are playing an increasingly important role in current research in control engineering, owing to their ability to provide real time implementable algorithms for altering trajectories of control systems to prevent detrimental violations of input and state constraints [1], [2], [3], [4]. Such alterations are called for because when control schemes are designed based on a plant model, discrepancies between the behavior of the model and the behavior of the real-world system commonly create challenges. For instance, in systems with state constraints, parametric uncertainties in the model for which the controller was designed may lead to undesired

constraint violations, such as potentially catastrophic safety violations in aerospace systems. Therefore, a major challenge in constrained control is the need to enforce input and state constraints in the presence of uncertain parameters.

Avoiding constraint violations in systems with parametric uncertainties has been addressed using model predictive control (or MPC) [5]. Proposed solutions include generating a control action which accounts for all possible trajectories of the system [6]. Such methods use a local controller to confine the effects of the model uncertainties to a tube centered around a nominal trajectory [7], [8], [9] and to compute a sequence of one-step controllable ellipsoidal sets [10], [11].

As detailed in [2], reference governors provide an alternate constrained control tool that is typically less computationally expensive than MPC methods. Reference governors are add-on schemes that, whenever possible, preserve the response of a nominal controller designed by conventional control techniques while ensuring that the output constraints are not violated [2]. While reference governors represent an effective tool to solve constrained control problems, few results are available on reference governors in the case of systems with parametric uncertainties [12]. Most reference governor schemes exploit constraint admissible invariant sets following [13] and techniques have been developed to efficiently compute such sets for uncertain linear systems [14].

In [15], a nonlinear reference governor is used to design a load governor for fuel cell oxygen starvation protection, taking into account parametric uncertainties such as those due to imperfect control of temperature and humidity. An extended command governor is designed in [16] for vision-based aircraft landing on an unknown runway where the constrained linear system contains one unknown parameter. A fast reference governor for the constrained control of linear systems with parametric uncertainties was proposed in [17].

This work develops a novel reference governor add-on scheme for closed-loop systems having polynomial constraints that depend on unknown constant parameters. The reference governor design uses a maximal output admissible set (or MOAS) that is computed using an extended version of the system state. When reformulated using the extended state, the constraints can be calculated using only extreme values of the uncertain parameters as a result of the convexity property. Compared with works like [1], [3], two significantly novel features are (a) our state augmentation approach to transforming polynomial constraints into linear constraints and (b) our cancelling the uncertainties in the dynamics so the uncertainties only occur in the reformulated constraints

The first author was supported by Middlesex College. This research is supported in part by the Office of Naval Research (ONR) under award N00014-22-1-2135.

Rick Schieni is a graduate student with the Department of Mechanical and Aerospace Engineering, Rutgers University, Piscataway, NJ, 08854, USA (Rick.Schieni@Rutgers.edu)

Chengwei Zhao is a graduate student with the Department of Mechanical and Aerospace Engineering, Rutgers University, Piscataway, NJ, 08854, USA (Chengwei.Zhao@Rutgers.edu)

Michael Malisoff is with the Department of Mathematics, Louisiana State University, Baton Rouge, LA, 70803, USA (Malisoff@lsu.edu)

Laurent Burlion is with the Department of Mechanical and Aerospace Engineering, Rutgers University, Piscataway, NJ, 08854, USA (Laurent.Burlion@Rutgers.edu)

which, due to their convexity, make it significantly easier to determine the future evolution of the constraints.

We review mathematical preliminaries and state our problem to be addressed in Section II. Section III discusses the reference governor design when uncertain polynomial constraints and input disturbances occur, and Section IV has an application to a longitudinal dynamics for a civilian aircraft. We summarize the value of our work in Section V.

## II. PRELIMINARIES AND PROBLEM FORMULATION

We first provide notation and results from [1] and its references, followed by a statement of the problem, where the dimensions of our Euclidean spaces are arbitrary unless otherwise noted and  $\mathbb{N} = \{1, 2, \dots\}$ .

### A. Kronecker products and polynomial systems base vectors

The Kronecker product of matrices  $A = [a_{ij}] \in \mathbb{R}^{n \times m}$  and  $B = [b_{ij}] \in \mathbb{R}^{p \times q}$  is the  $np \times mq$  matrix whose  $(i, j)$  block is  $a_{ij}B$  for  $i = 1, \dots, n$  and  $j = 1, \dots, m$ , and is denoted by  $A \otimes B$ . It is non-commutative but associative and satisfies: If  $A, B, C$ , and  $D$  are matrices of such size that one can form the matrix products  $AB$  and  $CD$ , then

$$(AB \otimes CD) = (A \otimes C)(B \otimes D). \quad (1)$$

Given a vector  $x \in \mathbb{R}^{n_x}$  and  $p \in \mathbb{N}$ , its powers  $x^{p \otimes} \in \mathbb{R}^{pn_x}$  are defined recursively using the Kronecker product:

$$\begin{aligned} x^{p \otimes} &= \underset{i=1..p}{\otimes} x = x \otimes \left( \underset{i=1..p-1}{\otimes} x \right) \\ &= x \otimes (x \otimes \dots (x \otimes x)) \\ &= [x_1 x^{(p-1) \otimes} \ x_2 x^{(p-1) \otimes} \ \dots \ x_{n_x} x^{(p-1) \otimes}]^T \end{aligned} \quad (2)$$

Since the product for real numbers is commutative, the vector  $x^{p \otimes}$  contains repeated entries. This motivates introducing a vector  $x^p$  obtained from  $x^{p \otimes}$  by removing repetitions of entries, as follows. We let  $x^p$  denote a vector whose entries consist of the set of all monomials  $x_1^{i_1} \dots x_{n_x}^{i_{n_x}}$  for which  $i_1 + \dots + i_{n_x} = p$ . For example, when  $n_x = p = 2$ , we have  $x = [x_1, x_2]^T$ ,  $x^{2 \otimes} = [x_1^2, x_1 x_2, x_2 x_1, x_2^2]^T$  and we can choose  $x^2 = [x_1^2, x_1 x_2, x_2^2]^T$ . We fix an ordering of the entries of each vector  $x^p$  throughout the sequel. Then, and as first remarked in [18], the dimension of the vector  $x^p$  is

$$\sigma(n_x, p) = \frac{(n_x + p - 1)!}{p!(n_x - 1)!}. \quad (3)$$

Following [19], one can recursively compute the matrices

$$\begin{aligned} M_c(n_x, p) &\in \mathbb{R}^{\sigma(n_x, p) \times pn_x} \text{ and} \\ M_e(n_x, p) &\in \mathbb{R}^{pn_x \times \sigma(n_x, p)} \end{aligned} \quad (4)$$

that determine these relations between the power vector with and without redundant terms:

$$x^p = M_c(n_x, p)x^{p \otimes} \text{ and } x^{p \otimes} = M_e(n_x, p)x^p. \quad (5)$$

We also use the convention  $x^0 = 1 \in \mathbb{R}$  for any vector  $x \in \mathbb{R}^{n_x}$ . Additionally, given  $\theta \in \mathbb{R}^{n_\theta}$ , we define the products

$$\theta x^p = \theta \otimes x^p \quad (6)$$

In this case, we do not have any repeated terms because  $x^p$  and  $\theta$  are different vectors. We use the notation  $\theta x^p$  in the sequel. The dimension of the vector  $\theta x^p$  is simply  $n_\theta \sigma(n_x, p)$ . Similarly, we use the notation  $x^p w^q$  to denote the product  $x^p \otimes w^q$  of  $x^p$  by the  $q$ th power of a vector  $w \in \mathbb{R}^{n_w}$ . Again, there are no repeated terms and the dimension of  $x^p w^q$  is  $\sigma(n_x, p)\sigma(n_w, q)$ . This product is non commutative and  $x^p w^q$  is in general different from  $w^q x^p$ .

### B. Problem statement

Consider a discrete time control system of the following form

$$x(k+1) = Ax(k) + Bv(k) + B_w w(k), \quad (7)$$

where the state  $x$  is valued in  $\mathbb{R}^{n_x}$ , the values  $v(k) \in \mathbb{R}^{n_v}$  denote the reference governor output, the bounded sequence  $w(k)$  is valued in  $\mathbb{R}^{n_w}$  and represents an unknown disturbance input, and  $A$  is a Schur matrix. Let  $x_v = [x^T, v^T]^T$  denote the  $\mathbb{R}^{n_x + n_v}$  valued state and reference vector. In terms of the functions

$$f_i(x_v, \theta) = d_{i,0}\theta + \sum_{j=1}^p (c_{i,j}x_v^j + d_{i,j}\theta x_v^j), \quad (8)$$

where the row matrices  $d_{i,0}$ ,  $c_{i,j}$ , and  $d_{i,j}$  are in  $\mathbb{R}^{1 \times n_\theta}$ ,  $\mathbb{R}^{1 \times \sigma(n_x, j)}$  and  $\mathbb{R}^{1 \times n_\theta \sigma(n_x, j)}$  respectively, the system (7) is subject to  $n_c$  polynomial constraints

$$f_i(x_v, \theta) \leq h_i \text{ for } i \in \{1, \dots, n_c\}, \quad (9)$$

where without loss of generality,  $h_i \geq 0$  for all  $i \in \{1, \dots, n_c\}$ . The vector  $\theta$  has constant but unknown bounded components. Each of them lies in a given interval and these bounds are already part of the constraints (9).

In this paper, we propose a reference governor strategy to ensure that the polynomial constraints (9) of (7) are satisfied for all times  $k \geq 0$  while the reference governor output  $v(k)$  satisfies  $v(k) \rightarrow r$  as  $k \rightarrow \infty$  for a given reference vector  $r$ . The polynomial constraints (9) can be equivalently written as linear constraints in  $x_v, \dots, x_v^p$  for some  $p$  with uncertain coefficients that depend on  $\theta$ .

## III. MOAS AND REFERENCE GOVERNOR DESIGN

### A. Objectives

Although the proposed method is valid when  $r$  is constant and nonzero, we confine our discussion to the case where  $r = 0$ , and where we compute the MOAS using the choice

$$v_0(k+1) = \beta v_0(k) \quad (10)$$

of  $v$  in (7), where the constant  $\beta \in (0, 1)$  and the initial vector  $v_0(0)$  will be specified. Later, we will use the constant  $\beta$  to define the reference governor values  $v(k)$  that will be implemented in the system (which, in general, will differ from the  $v_0(k)$  values (10) that we will use to compute the MOAS). The choice (10) in (7) produces a state vector vector  $x_v = [x^\top, v_0^\top]^\top$  that evolves according to

$$x_v(k+1) = \Phi_{1,1}x_v(k) + \Phi_{1,0}w(k), \quad (11)$$

where

$$\Phi_{1,1} = \begin{bmatrix} A & B \\ O_{n_v \times n_x} & \beta I_{n_v} \end{bmatrix} \text{ and } \Phi_{1,0} = \begin{bmatrix} B_w \\ O_{n_v \times n_w} \end{bmatrix}, \quad (12)$$

where  $O_{r \times s}$  is the  $r \times s$  matrix of all zeros. More generally, one can compute matrices  $\Phi_{j,i}$  such that

$$x_v^j(k+1) = \sum_{i=0}^j \Phi_{j,i} x_v^i(k) w^{j-i}(k), \quad (13)$$

using the following induction argument on  $j \geq 1$ . If this holds for  $x_v^{j-1}(k+1)$  for some  $j \geq 1$ , then we can use the relation

$$\begin{aligned} x_v^{\otimes}(k+1) &= x_v(k+1) \otimes x_v^{j-1}(k+1) \\ &= (\Phi_{1,1} x_v(k)) \otimes x_v^{j-1}(k+1) \\ &\quad + (\Phi_{1,0} w(k)) \otimes x_v^{j-1}(k+1) \end{aligned} \quad (14)$$

to get

$$\begin{aligned} x_v^j(k+1) &= M_c x_v^{\otimes}(k+1) \\ &= M_c \sum_{i=0}^{j-1} (\Phi_{1,1} x_v(k)) \otimes \Phi^{\sharp}(i, j, k) \\ &\quad + M_c \sum_{i=0}^{j-1} (\Phi_{1,0} w(k)) \otimes \Phi^{\sharp}(i, j, k) \\ &= \sum_{i=0}^{j-1} M_{i,j} x_v^{i+1}(k) w^{j-1-i}(k) \\ &\quad + \sum_{i=0}^{j-1} N_{i,j} w(k) x_v^i(k) w^{j-1-i}(k), \end{aligned} \quad (15)$$

where

$$\begin{aligned} \Phi^{\sharp}(i, j, k) &= \Phi_{j-1,i} x_v^i(k) w^{j-1-i}(k), \\ M_{i,j} &= M_c \Phi_{1,1} \otimes \Phi_{j-1,i}, \\ \text{and } N_{i,j} &= M_c \Phi_{1,0} \otimes \Phi_{j-1,i} \end{aligned} \quad (16)$$

for all  $i, j$ , and  $k$ , and where we omitted the argument  $(n_x + n_v, j)$  of  $M_c$  and used (1). Hence, we can choose the coefficients  $\Phi_{j,i}$  so that they satisfy

$$\begin{aligned} x_v^j(k+1) &= \sum_{i=0}^{j-1} M_{i,j} x_v^{i+1}(k) w^{j-1-i}(k) \\ &\quad + \sum_{i=0}^{j-1} E_{i,j} x_v^i(k) w^{j-i}(k) \\ &= \sum_{i=0}^j \Phi_{j,i} x_v^i(k) w^{j-i}(k) \end{aligned} \quad (17)$$

where  $E_{i,j} = N_{i,j} \Gamma_{i,j}$  and the  $\Gamma_{i,j}$ 's are such that

$$w(k) \otimes x_v^i(k) w^{j-1-i}(k) = \Gamma_{i,j} x_v^i(k) w^{j-i}(k) \quad (18)$$

holds for all  $i$  and  $j$ . Therefore, the vector

$$X_v = [x_v \quad x_v^2 \quad \dots \quad x_v^p]^T \quad (19)$$

has a discrete time dynamics of the form

$$X_v(k+1) = \Phi X_v(k) + \Phi_w X_{-1,v}(k) W(k) \quad (20)$$

where

$$\begin{aligned} W &= [w \quad w^2 \quad \dots \quad w^p]^T \text{ and} \\ X_{-1,v} &= [1 \quad x_v \quad \dots \quad x_v^{p-1}]^T. \end{aligned} \quad (21)$$

Also, by considering the special case where  $w(k)$  is the zero sequence,  $\Phi = \text{diag}(\Phi_{1,1}^j, j \in \{1 \dots p\})$  is a Schur matrix.

If  $r$  is constant and different from 0, then one can perform a change of coordinates and then apply the proposed method to the error system for the difference between  $x$  and the equilibrium point  $\bar{x}$  defined by  $\bar{x} = A\bar{x} + Br$ , where  $\bar{x}$  exists and is unique since  $A$  is a Schur matrix. The polynomial constraints are reformulated in the error system coordinates as well before applying the proposed method.

Conventional reference governors for linear systems with linear constraints use an offline computation of a finitely determined inner approximation  $\tilde{O}_{\infty}$  to the MOAS [2], which can also be computed in the presence of disturbance inputs [3]. Then the reference  $v$  is updated on-line subject to the constraint  $(x(k), v) \in \tilde{O}_{\infty}$ . In the scalar reference governor case, the computational effort is generally small. The goal of this section is to extend these ideas to linear systems subject to polynomial inequality constraints and propose procedures

- to compute the MOAS  $O_{\infty}$  for the system (20) with the constraints (9), and
- to update the reference governor based on this set.

### B. MOAS computation

For (20) subject to the constraints (9), the MOAS is defined to be

$$O_{\infty, X} = \{(x_v(0), \theta) : f_i(x_v(k), \theta) \leq h_i, \quad (22) \\ i = 1, \dots, n_c, k = 0, 1, \dots\},$$

where  $x_v(k)$  is the first  $n_x + n_p$  components of (19) at time instant  $k$  corresponding to the initial state  $x_v(0)$ . We call  $O_{\infty, X}$  (and other MOASs in what follows) finitely determined if the recursive procedure for its construction in [13] finitely terminates (i.e., there exists  $t^*$  such that  $O_{t,X} = O_{t+1,X}$  for all  $t \geq t^*$  where  $O_{t,X}$  is defined by (22) except with  $k = 0, 1, \dots$  replaced by  $0 \leq k \leq t$  and so corresponds to imposing constraints on the predicted response only for  $k = 0, \dots, t$ ); in this case,  $O_{\infty, X}$  is representable by a finite number of inequality constraints.

Considering that the extended state vector, denoted by  $X_v$  contains the higher order powers of  $x_v$  and recalling the definition of (6), it follows that the constraints of (9) can be written as a linear function of  $X_v$  such that

$$D_0 \theta + C_0 X_v + C_1 \theta X_v \leq H, \quad (23)$$

where the constant matrices  $D_0$ ,  $C_0$ , and  $C_1$  can be determined from (9), and where  $H = [h_1 \dots h_{n_c}]^T$ . Given the linear nature of the constraints in (23), it follows that the constraints are convex with respect to  $\theta$ . Thus, if lower and upper bounds of the uncertain parameters satisfy the constraints of (9), then so will any of the intermediate values. Computation of the MOAS then begins by determining an initial set of constraints for every combination of the minimum and maximum values of the uncertain parameters.

Continuing this procedure, the  $n_c$  inequalities of (9) (which depend on the unknown parameters and the extended state) are replaced by  $2^{n_{\theta}} n_c$  inequalities which only depend

linearly on the extended state. We write them as

$$C_{0,k}X_v \leq H_k \text{ for } k = \{1, \dots, 2^{n_\theta}\}, \quad (24)$$

for suitable constant matrices  $C_{0,k}$  and  $H_k$ , by replacing the  $\theta$  components from (9) by their lower and upper bounds to obtain the constraints (24) where the  $\theta$  values no longer appear. Using ideas of [1], we propose a procedure to compute an inner approximation of the MOAS of our extended system; then, as in [1], a cross section (subset) of this set is an inner approximation of the MOAS of (20) with uncertain polynomial constraints (9). The inner approximation of the MOAS of the extended system is computed in two steps:

- First, we assume that the MOAS of (7) subject to the linear constraints of (9) can be calculated and is a robust forward invariant set that is finitely determined and compact, which implies that one has a lower and upper bound for each component of  $x_v$ . See the discussion between (7) and (8) in [2] of sufficient conditions for this set to be finitely determined.
- Second, having the lower and upper bounds of  $x_v$  and thus of  $X_v$  as well as bounds on  $w$  enables us to determine a compact set  $\Omega_w$  such that the  $X_{-1,v}(k)W(k) \in \Omega_w$  for all  $k$ . Therefore, we compute the MOAS of

$$X_v(k+1) = \Phi X_v(k) + \Phi_w d(k) \quad (25)$$

subject to (24) and the linear constraints that define the bounds on  $X_v$  and under the assumption that the input disturbance satisfies  $d(k) \in \Omega_w$  for all  $k$ . Its MOAS can be finitely determined and is compact because  $\Phi$  is a Schur matrix and each component of the extended state is bounded [1]. This set is our inner approximation of the MOAS of (20) subject to (24), because input disturbances  $d(k)$  are more general than the  $X_{-1,v}(k)W(k)$  disturbance term (since the set of all disturbances defined by  $X_{-1,v}(k)W(k)$  where  $x_v$  follows (11) and  $W$  is bounded is a subset of the set of all disturbances  $d$  such that  $d(k) \in \Omega_w$  for all  $k$ ).

### C. Reference governor update

Let  $O_{\infty,X}$  be the MOAS (22) considered in the previous subsection. Given an initial state  $x(0)$ , the initial state  $v(0)$  of the reference governor is computed so that  $(x(0), v(0)) \in O_{\infty,X}$ , e.g., as a solution to the optimization problem

$$\text{Minimize } v^T v \text{ subject to } (x(0), v) \in O_{\infty,X}. \quad (26)$$

To reduce the computational burden for practical application of the proposed method, one can calculate the MOAS and the initial value  $v(0)$  for a grid of initial states offline. Then, the reference governor to be applied to (7) at times  $k > 0$  is

$$v(k) = (1 - \lambda(k))\beta v(k-1) \quad (27)$$

where the sequence  $\lambda(k)$  is valued in  $[0, 1]$ . The scalar variable  $\lambda(k)$  can be determined using a bisection algorithm, e.g.,

$$\lambda(k) = \max_{\lambda \in [0,1]} \lambda \text{ subject to } (x(k), \beta(1 - \lambda)v(k-1)) \in O_{\infty,X}. \quad (28)$$

## IV. NUMERICAL EXAMPLE

We consider the following aircraft longitudinal dynamics model based on [4], [20] with  $\cos(\alpha)$  approximated by 1, which is pictured in Fig. 1:

$$\ddot{\alpha} = -\frac{d_1}{J}L(\alpha) + \frac{d_2}{J}u, \quad L(\alpha) = l_0 + l_1\alpha - l_3\alpha^3, \quad (29)$$

where  $d_1 = 8m$ ,  $d_2 = 40m$ ,  $J = 4.5 \times 10^6 Nm^2$ ,  $l_0 = 2.5 \times 10^5 N$ ,  $l_1 = 8.6 \times 10^6 N/rad$ , and  $l_3 = 4.35 \times 10^7 N/rad^3$ . In (29),  $J$  is the longitudinal inertia of the aircraft,  $d_1$  and  $d_2$  are the distances between the center of mass and the two airfoils respectively,  $u$  is the control force generated by the elevator airfoil, and  $L(\alpha)$  is the lift generated by the main wing. The angle of attack  $\alpha$  is constrained by the stall limit  $-0.2 \times \frac{\pi}{180} \leq \alpha \leq 14.7 \times \frac{\pi}{180} rad$ . The elevator force control input  $u$  must satisfy  $|u| \leq 4.10^5 N$ .

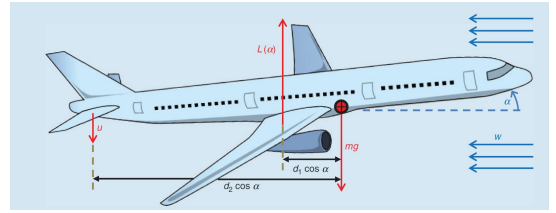


Fig. 1: Longitudinal model of civilian aircraft diagram from [4] showing main forces acting on the system as the weight of the vehicle  $mg$ , the lift generated by the main wing  $L(\alpha)$ , and the control action  $u$  generated by the tail elevator.

We apply the estimation used in [21, Section III] to estimate uncertain aerodynamic terms with  $y_m = \alpha$ ,  $\lambda = \frac{d_2}{J}$  and  $F_y = -\frac{d_1}{J}L$ , which provides the following formula, where  $[t-T, t]$  is the window of the receding horizon strategy in [21]:

$$-\frac{d_1}{J}\hat{L}(t) = \frac{5!}{2T^5} \int_{t-T}^t \{[(T-\sigma)^2 - 4\sigma(T-\sigma) + \sigma^2]\alpha(\sigma) - \frac{d_2}{2J}\sigma^2(T-\sigma)^2 u(\sigma)\} d\sigma \quad (30)$$

Using  $\hat{L}(\alpha)$ , we apply the robust dynamic inversion control input

$$u = -k_p(\alpha + v) - k_d\dot{\alpha} + \frac{d_1}{d_2}\hat{L}(\alpha) \quad (31)$$

where  $k_p = 5.2 \times 10^7$  and  $k_d = 7.6 \times 10^6$ , and where  $v$  is the reference governor output. Then, discretizing the obtained system with the sampling period  $T_s = 0.01s$ , we obtain the (pre-stabilized) second order model (7) with  $B_w = 0$  and

$$A = \begin{bmatrix} 0.9814 & 0.0072 \\ -3.3347 & 0.4940 \end{bmatrix} \text{ and } B = \begin{bmatrix} 0.0186 \\ 3.3347 \end{bmatrix}, \quad (32)$$

where the formulas (32) were obtained by substituting (31) (with  $\hat{L}$  set equal to  $L$  in (31)) into (29), to get a system of the form  $\dot{x} = Fx + Gv$  with  $x = [\alpha, \dot{\alpha}]^T$  and then choosing

$$A = e^{FT_s} \text{ and } B = \int_0^{T_s} e^{F\ell} d\ell G. \quad (33)$$

This system is linear but the input inequality constraints, which are  $u \leq 4.10^5 N$  and  $-u \leq 4.10^5 N$  where  $u$  is obtained by replacing  $\hat{L}$  by  $L = l_0 + l_1\alpha - l_2\alpha^3$  in (31), are

polynomial of order 3. Moreover, the vector  $\theta = [l_0, l_1, l_3]'$  is not precisely known; for the numerical simulations of this section, it is assumed that  $\theta$  is bounded between 80% and 120% of the real values of the unknown parameters. In this case, the MOAS is first calculated considering only the linear constraints on  $\alpha$ . Using the algorithm of [13], the linear MOAS is finitely determined in  $t^* = 75$  iterations and defined by 105 non-redundant linear inequalities. As this set is compact (e.g by [13, Theorem 1]), we can compute bounds on all components of the extended state and confirm that the MOAS that considers all constraints is representable by finitely many inequalities.

Establishing a set of constraints which consider the minimum and maximum values of all the elements of  $\theta$ , the robust MOAS for the entire system, including the uncertain polynomial constraints, is determined in 42 iterations and is defined by 2062 non-redundant linear inequalities. Figure 2 illustrates the constrained output responses obtained using (in blue) or not using (in magenta) the proposed reference governor when  $\alpha(0) = 14$  deg and  $\dot{\alpha}(0) = 0$  deg/s. In the absence of a reference governor, the control input limits are violated. However, all output constraints are satisfied with the implementation of the proposed reference governor.

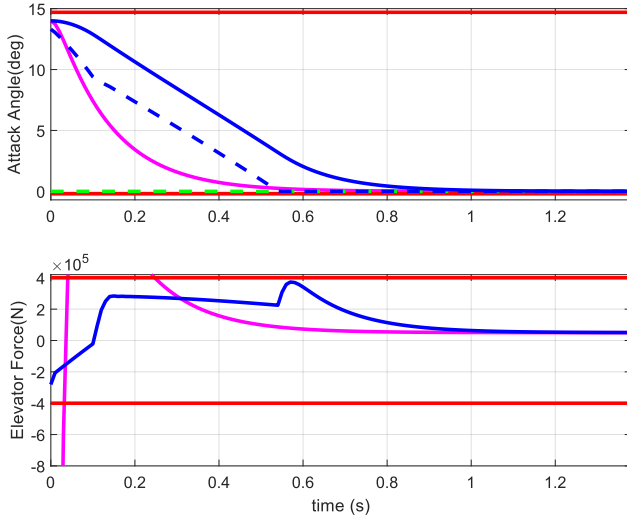


Fig. 2: Constrained outputs without disturbances. Red: upper and lower limits. Magenta: when one applies the robust dynamic inversion without any reference governor, that is when  $v = r = 0$ . Blue: when one uses the proposed reference governor. Dashed blue: evolution of the reference  $v(k)$  of the reference governor. Dashed green: desired angle of attack.

Figure 3 illustrates the different progressions of the constrained elevator force as the unknown parameters are varied from their minimum values to their maximum values. It is observed that regardless of the value of the bounded elements of  $\theta$ , or any combination thereof, the constrained output satisfies the constraints (in red). If one considers the possibility that  $\hat{L}(\alpha)$  is not a completely accurate approximation of  $L(\alpha)$ , the difference between the approximation and the actual value may be treated as a disturbance in the dynamics.

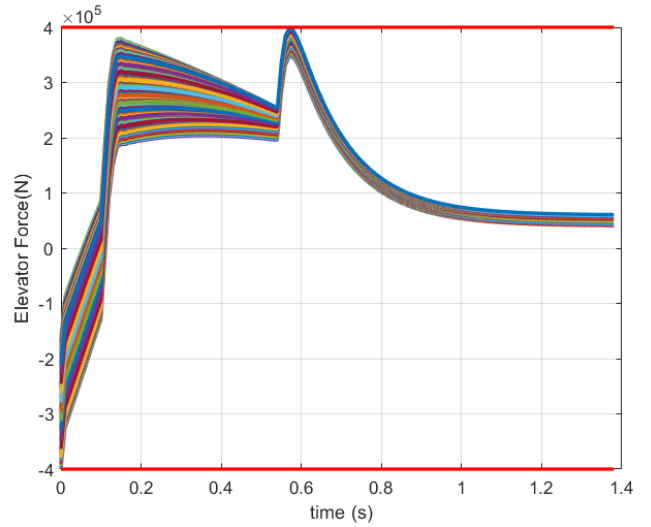


Fig. 3: Constrained uncertain polynomial outputs without considering disturbances. Each color represents a different trajectory of the constrained elevator force for different values of  $\theta$  within the respective bounds.

In the following, we consider a dynamics of the form (7) where  $B_w = [1 \ 0]^T$  and  $w(k)$  is bounded between  $\pm 0.05$ . Operating with the same conditions as the previous example, the linear MOAS is finitely determined in  $t^* = 47$  iterations and is defined by 81 non-redundant linear inequalities. We

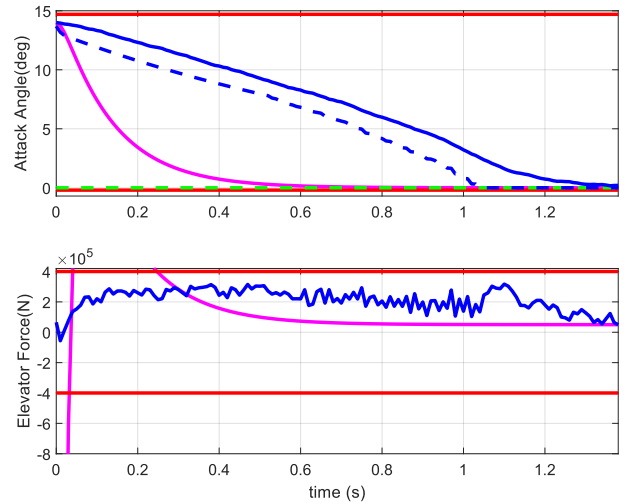


Fig. 4: Constrained outputs with bounded disturbances. Red: upper and lower limits. Magenta: when one applies the robust dynamic inversion without any reference governor, that is when  $v = r = 0$ . Blue: when one uses the proposed reference governor. Dashed blue: evolution of the reference  $v(k)$  of the reference governor. Dashed green: desired angle of attack.

proceed as in the previous example only now considering the bounds on the disturbances as well as the bound on the uncertain parameters. The robust MOAS for the entire system, including the uncertain polynomial constraints and disturbances, is determined in 50 iterations and is defined by 14,067 non-redundant linear inequalities.

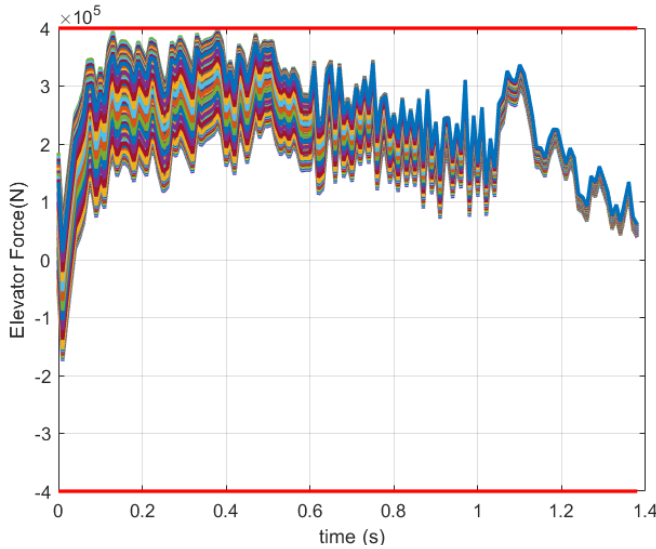


Fig. 5: Constrained uncertain polynomial outputs in the presence of bounded disturbances. Each color represents a different trajectory of the constrained elevator force for different values of  $\theta$  within the respective bounds.

Figure 4 illustrates the constrained outputs of the system subject to random bounded disturbances and parametric uncertainties. Constraint satisfaction is achieved although the response is slower than the case in which disturbances are not considered. Figure 5 illustrates the different progressions of the constrained elevator force as the unknown parameters are varied through all possible values in the presence of this case's random disturbances. Again, it can be seen that regardless of the values of  $\theta$ , the constrained elevator force satisfies the constraints (in red). This illustrates the efficacy of our method, and the ease with which it can be implemented.

## V. CONCLUDING REMARKS

We proposed a new reference governor add-on control scheme for systems that are subjected to uncertain polynomial constraints, using a new approach that transfers the uncertainties in the dynamics to the constraints. As in [1], the polynomial constraints were handled by extending the state and propagating the constraints through a higher dimensional LTI system. This made it possible to restate the constrained problem in terms of linear constraints on the extended state variable, and to then project the MOAS to estimate the MOAS in the original variables. This projection provides an inner approximation of the exact MOAS of the original system. It was shown that the constraints were convex when written in terms of the higher dimensional state. This convexity allowed a maximal output admissible set to be generated based on the minimum and maximum values of the unknown parameters. Our application to a longitudinal aircraft dynamics illustrated the efficacy of the method for systems with polynomial constraints and uncertainties, and the ease with which our novel techniques can be implemented in a significant aerospace application.

## REFERENCES

- [1] L. Burlion, R. Schieni, and I. V. Kolmanovsky, "A reference governor for linear systems with polynomial constraints," *Automatica*, vol. 143, no. 110313, 2022.
- [2] E. Garone, S. D. Cairano, and I. Kolmanovsky, "Reference and command governors for systems with constraints: A survey on theory and applications," *Automatica*, vol. 75, pp. 306–328, 2017.
- [3] E. G. Gilbert and I. Kolmanovsky, "Fast reference governors for systems with state and control constraints and disturbance inputs," *International Journal of Robust and Nonlinear Control*, vol. 9, no. 15, pp. 1117–1141, 1999.
- [4] M. Nicotra and E. Garone, "The explicit reference governor: A general framework for the closed-form control of constrained nonlinear systems," *IEEE Control Systems Magazine*, vol. 38, no. 4, pp. 89–107, 2018.
- [5] L. Lu, D. Limon, and I. Kolmanovsky, "Self-triggered MPC with performance guarantee for tracking piecewise constant reference signals," *Automatica*, vol. 142, no. 110364, 2022.
- [6] D. Ramirez, T. Alamo, E. Camacho, and D. M. De La Pena, "Min-max MPC based on a computationally efficient upper bound of the worst case cost," *Journal of Process Control*, vol. 16, no. 5, pp. 511–519, 2006.
- [7] S. Di Cairano, "Indirect adaptive model predictive control for linear systems with polytopic uncertainty," in *Proceedings of the American Control Conference*, 2016, pp. 3570–3575.
- [8] Á. J. Prado, M. Torres-Torriti, J. Yuz, and F. A. Cheein, "Tube-based nonlinear model predictive control for autonomous skid-steer mobile robots with tire-terrain interactions," *Control Engineering Practice*, vol. 101, p. 104451, 2020.
- [9] S. V. Rakovic, B. Kouvaritakis, M. Cannon, C. Panos, and R. Findelsen, "Parameterized tube model predictive control," *IEEE Transactions on Automatic Control*, vol. 57, no. 11, pp. 2746–2761, 2012.
- [10] D. Angeli, A. Casavola, G. Franzè, and E. Mosca, "An ellipsoidal off-line MPC scheme for uncertain polytopic discrete-time systems," *Automatica*, vol. 44, no. 12, pp. 3113–3119, 2008.
- [11] M. Cannon, S. Li, and Q. C. B. Kouvaritakis, "Efficient robust output feedback MPC," *IFAC Proceedings Volumes*, vol. 44, no. 1, pp. 7957–7962, 2011.
- [12] A. Casavola, E. Mosca, and D. Angeli, "Robust command governors for constrained linear systems," *IEEE Transactions on Automatic Control*, vol. 45, no. 11, pp. 2071–2077, 2000.
- [13] E. G. Gilbert and K. T. Tan, "Linear systems with state and control constraints: the theory and application of maximal output admissible sets," *IEEE Transactions on Automatic Control*, vol. 36, no. 9, pp. 1008–1020, 1991.
- [14] B. Pluymers, J. A. Rossiter, J. A. K. Suykens, and B. D. Moor, "The efficient computation of polyhedral invariant sets for linear systems with polytopic uncertainty," in *Proceedings of the American Control Conference*, 2005, pp. 804–809.
- [15] J. Sun and I. V. Kolmanovsky, "Load governor for fuel cell oxygen starvation protection: A robust nonlinear reference governor approach," *IEEE Transactions on Control Systems Technology*, vol. 13, no. 6, pp. 911–920, 2005.
- [16] L. Burlion and I. Kolmanovsky, "Aircraft vision-based landing using robust extended command governors," *IFAC-PapersOnLine*, vol. 53, no. 2, pp. 14 716–14 723, 2020.
- [17] L. Burlion, M. M. Nicotra, and I. V. Kolmanovsky, "A fast reference governor for the constrained control of linear discrete-time systems with parametric uncertainties," in *Proceedings of the IEEE Conference on Decision and Control*, 2018, pp. 6289–6294.
- [18] G. Chesi, A. Garulli, A. Tesi, and A. Vicino, "Solving quadratic distance problems: an LMI-based approach," *IEEE Transactions on Automatic Control*, vol. 48, no. 2, pp. 200–212, 2003.
- [19] G. Valmorbida, S. Tarbouriech, and G. Garcia, "Design of polynomial control laws for polynomial systems subject to actuator saturation," *IEEE Transactions on Automatic Control*, vol. 58, no. 7, pp. 1758–1770, 2013.
- [20] M. M. Nicotra and E. Garone, "An explicit reference governor for the robust constrained control of nonlinear systems," in *Proceedings of the 55th Conference on Decision and Control*, 2016, pp. 1502–1507.
- [21] J. O. Barth, J.-P. Condomines, J.-M. Moschetta, A. Cabarbaye, C. Join, and M. Fliess, "Full model-free control architecture for hybrid UAVs," in *Proceedings of the American Control Conference*, 2019, pp. 71–78.