

A MODEL OF SEASONAL SAVANNA DYNAMICS

PAWEŁ KLIMASARA AND MARTA TYRAN-KAMIŃSKA

ABSTRACT. We introduce a mathematical model of savanna vegetation dynamics. The usual approach of nonequilibrium ecology is extended by including the impact of wet and dry seasons. We present and rigorously analyze a model describing a mixed woodland-grassland ecosystem with stochastic environmental noise in the form of vegetation biomass losses manifesting fires. Both, the probability of ignition and the strength of these losses depend on the current season (as well as vegetation growth rates etc.). Formally it requires an introduction and analysis of a system that is a piecewise deterministic Markov process with parameters switching between given constant periods of time. We study the long time behavior of time averages for such processes.

1. INTRODUCTION

Seasonality is a very important feature of various ecological systems that affects their characterization in many ways. Defined as persistent periodic changes of environmental variables like temperature, rainfall, etc. it is crucial to understand population dynamics of many systems [52]. Despite its importance and universality, seasonality is usually not explicitly present in mathematical modeling attempts in ecology. Existing formal inclusion of seasons in models is often analyzed only numerically or based on Floquet theory [29, 52]. We propose a seasonal model that is formally a stochastic hybrid process that jumps between two piecewise deterministic Markov processes (PDMPs, [14]) reflecting repeated switching between two seasons. Although we focus on the example of savanna dynamics model, we provide a general theory that can be used for other, formally similar, models or in situations with more than two seasons present.

Savannas are biomes characterized generally as mixed tree-grass systems [43] and cover around 20% of Earth's land surface. The competition for resources between trees and grasses is regulated by many factors including herbivore activity, temporary changes in water availability and fires [50]. There is a rich literature on savanna models [55] based on incorporating into dynamical system vegetation losses due to fires with constant [26, 54] or random [16, 3] frequency. Despite its ecological significance and prospective impact on model parameters, these approaches do not include explicit representation of seasonality. We take into account facts that in humid/mesic savannas rainfall happens primarily in wet seasons, boosting the vegetation growth, and results in more grass fuel for fires, happening more frequently in dry seasons, that cause then more damage to tree cover (see [53, 40, 1, 51] and the references therein). Most up-to-date savanna dynamics models that take rainfall and/or soil moisture into account refer to their mean annual value (e.g. [49, 45, 44]).

2000 *Mathematics Subject Classification.* 60J25, 92D25, 92D40.

Key words and phrases. seasonality, savanna, tree-grass coexistence, herbivores, fire-vegetation feedback, piecewise deterministic Markov process.

This research was supported in part by the Polish NCN grant 2017/27/B/ST1/00100.

Even when annual mean rainfall changes each year then these are much smaller variations in water availability than between seasons. Moreover, the duration of wet and dry seasons usually are not the same. Nevertheless, there is no direct presence of wet and dry seasons in these models.

In Section 2 we introduce a simple seasonal model of savanna vegetation dynamics. A system of logistic equations describes growth of tree and grass biomasses and without disturbances it would result in woodland (the trees outcompete grasses). We add random fire events manifested as discrete biomass losses. The probability of ignition and fire severity increase with grass biomass (fuel load). Later in Section 3 we focus on more complicated version of this model where we introduce two more equations describing grazers and browsers populations that additionally impact the vegetation dynamics. We provide figures of sample trajectories illustrating the behavior of these systems. The resulting models are stochastic only due to randomly occurring fires. The seasons are present in these models as repeated deterministic switching of growth rate parameters. This is entirely different setting than random switching between model parameters that has been used recently in PDMP models, e.g. in ecological dynamics [7, 5, 10, 24, 23, 20, 21], epidemiology [8], or population genetics [19].

To follow seasonal changes we introduce additional time variable measuring the duration of stay in a given season. This allows us to represent the savanna models as PDMPs in Section 4 and provide sufficient conditions for their ergodicity (Theorem 4.1). Due to periodic changes we cannot study the usual convergence of distributions of such processes and we must look at convergence of time averages. In Section 5 we explore formally the long time behavior of averages of homogeneous Markov processes and we formulate one of the main results of the paper that T -processes, as in [47, 36], satisfying a Foster-Lyapunov type condition (CD2) in [36] are mean-ergodic (Theorem 5.1). Then we show that our savanna model PDMPs are such T -processes (Theorem 5.3) which implies Theorem 4.1. In Section 6 we provide the proof of Theorem 5.1. The paper concludes with a short discussion.

2. A BASIC MODEL OF SAVANNA DYNAMICS WITH SEASONALITY

We start with adding seasonality into a simple model to grasp the actual problem with such modeling approach without intricacies of extended models rich in details and parameters. Basically as our minimal model we continue our work from [31] based on [4] and modify the model presented there. It is a simple competition model between trees and grasses referred to as their biomass amounts (denoted as W and G respectively) in the system of differential equations:

$$\begin{cases} \frac{dW}{dt} = r_w W \left(1 - \frac{W}{K_w}\right), \\ \frac{dG}{dt} = r_g G \left(1 - \frac{G}{K_g} - \frac{W}{K_w}\right), \end{cases}$$

where r_w and r_g are the respective growth rates, while the carrying capacities for the biomass amounts are K_w and K_g . We normalize both 'amount of biomass' variables to lie in $[0, 1]$ by the change of variables:

$$w(t) = \frac{W(t)}{K_w}, \quad g(t) = \frac{G(t)}{K_g},$$

and hence the model has the form:

$$(2.1) \quad \begin{cases} \frac{dw}{dt} = r_w w (1 - w), \\ \frac{dg}{dt} = r_g g (1 - g - w). \end{cases}$$

Observe that (2.1) has three stationary solutions $(1, 0)$, $(0, 0)$, and $(0, 1)$, and that the point $(1, 0)$ is asymptotically stable.

We add fires to this model and assume that they occur randomly with

$$\Pr(\text{occurrence of fire in } (t, t + \Delta t) \mid w(t) = w, g(t) = g) = \lambda(w, g)\Delta t + o(\Delta t),$$

where the function $\lambda: [0, 1]^2 \rightarrow \mathbb{R}_+$ is continuous. We denote the consecutive moments of fire events by t_1, t_2, \dots . The impact of fire in the model is implemented as the appropriate biomass losses according to

$$(2.2) \quad \begin{cases} w(t_n) = w(t_n^-) - M_w w(t_n^-), \\ g(t_n) = g(t_n^-) - M_g g(t_n^-), \end{cases}$$

where $M_w, M_g \in (0, 1)$ are constants and $v(t^-) = \lim_{s \rightarrow t^-} v(s)$ for $v \in \{w, g\}$. When fires occur at fixed deterministic times $t_{n+1} = t_n + \tau$, where τ is a constant, one obtains impulsive systems (see e.g. [55] or [26] with $\alpha = 1$).

The assumption that impact of fires is described discretely via constant biomass losses can be improved by a more general setting of random losses. To this end we replace the constants M_w and M_g with random variables. Their distribution can depend on the current biomass amounts. Moreover such setup can be extended even more by including the seasonality. Thus we introduce two savanna seasons (wet and dry) and code them with variable i , where $i = 0$ refers to the dry season while $i = 1$ to the wet one. Some model parameters change between seasons. Thus e.g. r_w^i and r_g^i denote the growth rates in the i th season. The seasons are time intervals changing alternately and to include this fact in the model we add a new clock variable ζ describing how long the current season lasts and hence schedules the moments when variable i switches its value. The length of the i th season will be denoted by the constant value ζ_m^i . Additionally, by introducing a two-dimensional variable ξ for biomass amounts, the differential equation in the i th season takes the final form:

$$(2.3) \quad \begin{cases} \frac{d\xi}{dt} = b^i(\xi), \\ \frac{d\zeta}{dt} = 1, \end{cases} \quad \text{where } \xi = \begin{pmatrix} w \\ g \end{pmatrix} \quad \text{and} \quad b^i(\xi) = \begin{pmatrix} r_w^i w (1 - w) \\ r_g^i g (1 - g - w) \end{pmatrix}.$$

Each time ζ reaches its maximal value ζ_m^i , the present season ends and hence we reset the '*duration of stay in a season*' that is the value of ζ to 0 and swap the model dynamics by changing all the affected parameters (via switching i to $1 - i$ everywhere). Note that the long time behavior of ξ is the same as for (2.1).

Accordingly, the introduction of seasons changes the fire events description to:

$$(2.4) \quad \Pr(\text{occurrence of fire in } (t, t + \Delta t) \mid \xi(t) = \xi, \zeta(t) = \zeta, i(t) = i) \\ = \lambda^i(\xi, \zeta)\Delta t + o(\Delta t),$$

where λ^i is a positive continuous function. We assume that in the i th season for each ξ and ζ there exists a probability measure $\mathcal{P}^i(\xi, \zeta, A)$ describing both biomass changes due to random fire events

$$(2.5) \quad \Pr(\xi(t_n) \in A \mid \xi(t_n^-) = \xi, \zeta(t_n^-) = \zeta, i(t_n^-) = i) = \mathcal{P}^i(\xi, \zeta, A)$$

for any Borel subset A of \mathbb{R}^2 . In particular, we consider

$$(2.6) \quad \mathcal{P}^i(\xi, \zeta, A) = \int_{\Theta} \mathbf{1}_A(S_{\theta}^i(\xi)) p_{\theta}^i(\xi, \zeta) \nu^i(d\theta),$$

where $\Theta = (0, 1)^2$, ν^i is a Borel measure on Θ , $(\theta, \xi, \zeta) \rightarrow p_{\theta}^i(\xi, \zeta)$ is a continuous function such that

$$(2.7) \quad \int_{\Theta} p_{\theta}^i(\xi, \zeta) \nu^i(d\theta) = 1.$$

The transformation S_{θ}^i describes the biomass loss due to fire and to simplify presentation we take

$$(2.8) \quad S_{\theta}^i(\xi) = ((1 - \theta_w)w, (1 - \theta_g)g), \quad \xi = (w, g) \in (0, 1) \times (0, 1], \quad \theta = (\theta_w, \theta_g).$$

Assuming that these losses are constant fractions of available amounts before the fire incident we have $p_{\theta}^i(\xi, \zeta) \equiv 1$ and $\nu^i(d\theta) = \delta_{(M_w^i, M_g^i)}(d\theta)$, where $M_w^i, M_g^i \in (0, 1)$ are constants and δ_M is the Dirac measure at the point $M = (M_w^i, M_g^i)$. On the other hand when these losses are random we can take as ν^i the usual Lebesgue measure on the unit square $(0, 1)^2$. Then for each (ξ, ζ) the function $\theta \mapsto p_{\theta}^i(\xi, \zeta)$ describes the density of the distribution of biomass losses due to fire. In Figure 1 we display sample graphs of wood and grass biomasses in time, including losses due to random fires and changes of seasons.

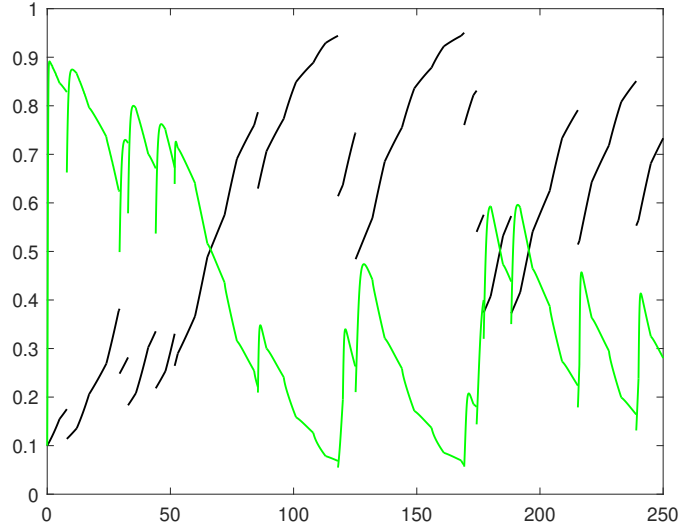


FIGURE 1. Sample trajectories of the stochastic process in (2.3)–(2.5) with parameters for the dry season $r_w^0 = 0.05$, $r_g^0 = 2.5$, $M_w^0 = 0.35$, $M_g^0 = 0.2$, $\lambda^0(w, g, \zeta) = 0.09g + 0.01$, $\zeta_m^0 = 7$ and for the wet season $r_w^1 = 0.1$, $r_g^1 = 10.75$, $M_w^1 = 0.2$, $M_g^1 = 0.05$, $\lambda^1(w, g, \zeta) = 0.001g + 0.02$, $\zeta_m^1 = 5$. The green line represents the graph of the grass biomass amount over time $t \mapsto g(t)$, and the black line refers to the wood biomass $t \mapsto w(t)$

3. A SAVANNA MODEL FEATURING HERBIVORES AND SEASONALITY

We extend the model from the previous section by adding populations of herbivores depending on the food availability (grass for grazers and trees for browsers). We start with introduction of the population dynamics model that we later complete by adding random fire events and seasonality. The differential equations describing the dynamics of tree and grass biomasses contain additional terms referring to the presence of herbivores:

$$\begin{cases} \frac{dW}{dt} = r_w W \left(1 - \frac{W}{K_w}\right) - c_W H_B W, \\ \frac{dG}{dt} = r_g G \left(1 - \frac{G}{K_g} - \frac{W}{K_w}\right) - c_G H_G G, \end{cases}$$

where H_G , H_B are populations of grazers and browsers and c_W , c_G denote consumption coefficients of woody/grass biomass by browsers/grazers, accordingly. We describe the population dynamics of herbivores as in [50] by:

$$\begin{cases} \frac{dH_G}{dt} = e_G H_G G - d_G H_G^2, \\ \frac{dH_B}{dt} = e_W H_B W - d_B H_B^2, \end{cases}$$

where e_W , e_G are consumption and conversion efficiency coefficients of woody/grass biomass by browsers/grazers and d_B , d_G denote death rates of browsers and grazers, respectively.

Similarly to the model from Section 2 we normalize biomass amounts and additionally redefine the herbivore population variables by

$$w(t) = \frac{W(t)}{K_w}, \quad g(t) = \frac{G(t)}{K_g}, \quad h_G(t) = \frac{d_G H_G(t)}{e_G K_g}, \quad h_B(t) = \frac{d_B H_B(t)}{e_W K_w},$$

which enforces us to change the parameters as well

$$c_w \equiv c_W \frac{e_g}{d_G}, \quad c_g \equiv c_G \frac{e_w}{d_B}, \quad e_w \equiv e_W K_w, \quad e_g \equiv e_G K_g.$$

These modifications lead to the simpler system of differential equations:

$$(3.1) \quad \begin{cases} \frac{dw}{dt} = r_w w (1 - w) - c_w h_B w, \\ \frac{dg}{dt} = r_g g (1 - g - w) - c_g h_G g, \\ \frac{dh_G}{dt} = e_g h_G (g - h_G), \\ \frac{dh_B}{dt} = e_w h_B (w - h_B). \end{cases}$$

This system has a unique positive stationary point

$$w = \frac{r_w}{r_w + c_w}, \quad g = \frac{r_g}{r_g + c_g} \frac{c_w}{r_w + c_w}, \quad h_G = g, \quad h_B = w,$$

and it is asymptotically stable. Again, we add alternating seasons, dry ($i = 0$) and wet ($i = 1$), by changing the plant growth rates r_w^i , r_g^i along with them. We illustrate the long time behavior of this system in Figure 2. A typical periodicity of seasonal models is clearly visible in this figure.

Finally we may incorporate the fire events into this model in analogy to the basic no-herbivore model. Now we have a 4-dimensional vector $\xi = (w, g, h_G, h_B)$ and the dynamics is given by equations (2.3) with the values for $b^i(\xi)$ taken from system (3.1). Fire-related probabilities, (2.4) and (2.5), remain unchanged, while the transformation S_θ^i takes the form

$$(3.2) \quad S_\theta^i(\xi) = ((1 - \theta_w)w, (1 - \theta_g)g, h_G, h_B), \quad \xi = (w, g, h_G, h_B), \quad \theta = (\theta_w, \theta_g).$$

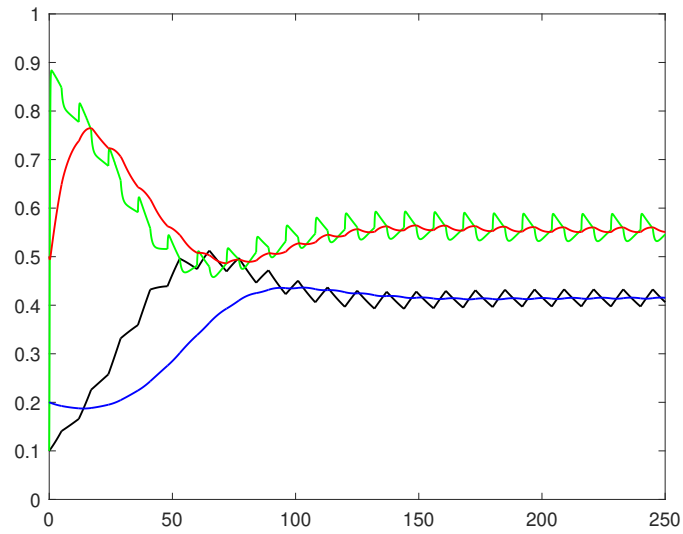


FIGURE 2. Deterministic trajectories for system (3.1) with alternating seasons and initial condition $w = g = 0.1$, $h_G = 0.5$, $h_B = 0.2$. We used the same color references and parameters as in Figure 1 and additionally $c_w = e_w = 0.1$, $c_g = e_g = 0.2$. The red line represents the graph of the population of grazers over time $t \mapsto h_G(t)$ while the blue line refers to the population of browsers $t \mapsto h_B(t)$

A sample trajectory of the main model containing all the stochastic effects is presented in Figure 3.

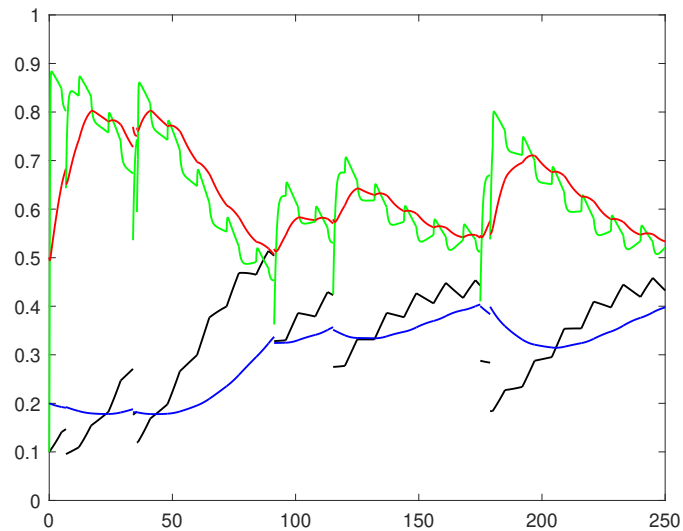


FIGURE 3. Sample trajectories for the stochastic model of savanna vegetation dynamics with herbivores, random fires and seasonality. The parameters and colors are the same as in Figure 2

4. PDMPs AND SEASONALITY

In this section we recognize introduced savanna models as PDMPs with the aim to show that such processes can be used to study seasonality in ecological/population models. After brief introduction of the theory basics we formulate one of the main results of this paper concerning the long term behavior of savanna models. For general background on PDMPs we refer the reader to [15, 42].

We consider two flows that arise as solutions of ordinary differential equations

$$(4.1) \quad \xi'(t) = b^i(\xi(t)),$$

where $b^i: \mathbb{R}^d \rightarrow \mathbb{R}^d$ is a (locally) Lipschitz continuous mapping. We assume that X_i is a Borel subset of \mathbb{R}^d such that for each $\xi_0 \in X_i$ the solution $\xi(t)$ of (4.1) with initial condition $\xi(0) = \xi_0$ exists and $\xi(t) \in X_i$ for all $t \geq 0$. We denote this solution by $\varphi_t^i(\xi_0)$, $i = 0, 1$. We also introduce the clock variable ζ and the season variable i . Thus, the variable $x = (\xi, \zeta, i)$ changes in time according to the flow

$$(4.2) \quad \phi_t(x) = \phi_t(\xi, \zeta, i) = (\varphi_t^i(\xi), \zeta + t, i).$$

If we consider the 2-dimensional model from Section 2 (no herbivores) then equations (4.1) and (4.2) introducing the flow ϕ_t correspond to equation (2.3) with $\xi = (w, g) \in X_i$, where $X_i = (0, 1) \times (0, 1]$ and $i = 0, 1$, while for the 4-dimensional model from Section 3 (with grazers and browsers) we have $\xi = (w, g, h_G, h_B) \in X_i$ with $X_i = (0, 1) \times (0, 1] \times (0, \infty)^2$.

Our state space is

$$X = \bigcup_i X_i \times [0, \zeta_m^i] \times \{i\},$$

where ζ_m^i is the length of the i th season. The flow $\{\phi_t\}$ can exit the set X in a finite positive time through a boundary Γ of X . Under our assumptions we have

$$\Gamma = \bigcup_i X_i \times \{\zeta_m^i\} \times \{i\}$$

and the *hitting time* of the boundary Γ is given by

$$(4.3) \quad t_*(x) = \inf\{t > 0 : \phi_t(x) \in \Gamma\} = \zeta_m^i - \zeta \quad \text{for } x = (\xi, \zeta, i) \in X.$$

If the state of the process at the end of a given season is represented by the point (ξ, ζ_m^i, i) from the boundary Γ , then the process moves to the point $(\xi, 0, 1 - i)$ at the beginning of the next season. Thus, jumps are described by a stochastic kernel P defined by

$$P(x, B) = \int_{\Theta} \mathbf{1}_B(\mathbf{S}(x, \theta)) \nu(x, d\theta), \quad x \in X \cup \Gamma, B \in \mathcal{B},$$

where $\mathbf{S}: (X \cup \Gamma) \times \Theta \rightarrow X$ is a measurable transformation and $\nu(x, \cdot)$ is a stochastic kernel. In reference to (2.6), we consider

$$(4.4) \quad \mathbf{S}(x, \theta) = \mathbf{S}(\xi, \zeta, i, \theta) = \begin{cases} (S_{\theta}^i(\xi), \zeta, i), & \text{if } \zeta < \zeta_m^i, \\ (\xi, 0, 1 - i), & \text{if } \zeta = \zeta_m^i, \end{cases}$$

and

$$(4.5) \quad \nu(x, d\theta) = \begin{cases} p_{\theta}^i(\xi, \zeta) \nu^i(d\theta), & \text{if } \zeta < \zeta_m^i, \\ \nu^i(d\theta), & \text{if } \zeta = \zeta_m^i. \end{cases}$$

Finally, let the jump rate function be defined by $q(\xi, \zeta, i) = \lambda^i(\xi, \zeta)$ for $(\xi, \zeta, i) \in X$. For each $x \in X$ we define

$$(4.6) \quad F_x(t) = \mathbf{1}_{[0, t_*(x))}(t) \exp \left\{ - \int_0^t q(\phi_r(x)) dr \right\}, \quad t \geq 0,$$

where ϕ is as in (4.2). If we start at the point $\Psi_0 = (\xi_0, \zeta_0, i_0)$ at time τ_0 , then we follow the path $t \mapsto \phi_{t-\tau_0}(\Psi_0)$ up to the occurrence of either the fire or the next season, whichever comes first. Thus the next jump time τ_1 is chosen according to the distribution

$$\mathbb{P}(\tau_1 - \tau_0 > t \mid \Psi_0 = x) = F_x(t).$$

Then we define

$$\Phi(t) = \phi_{t-\tau_0}(\Psi_0), \quad \Phi_1 = \phi_{\tau_1-\tau_0}(\Psi_0), \quad \Psi_1 = \mathbf{S}(\Phi_1, \vartheta_1),$$

where ϑ_1 is a random variable with distribution $\nu(\Phi_1, \cdot)$, and we restart the process from the point Ψ_1 . In this way we define a sequence Ψ_n of X -valued random variables and jump times τ_n such that the process $\Phi = \{\Phi(t) : t \geq 0\}$ is defined by

$$(4.7) \quad \Phi(t) = \phi_{t-\tau_n}(\Psi_n) \quad \text{for } \tau_n \leq t < \tau_{n+1},$$

where

$$(4.8) \quad \Psi_n = \mathbf{S}(\phi_{\sigma_n}(\Psi_n), \vartheta_n), \quad \sigma_n = \tau_n - \tau_{n-1},$$

and ϑ_n is a Θ -valued random variable with distribution $\nu(\phi_{\sigma_n}(\Psi_n), \cdot)$, $n \in \mathbb{N}$.

We conclude the section with the main theorem of this paper concerning each of the Markov processes $\Phi = \{\Phi(t) : t \geq 0\}$ representing the models from Sections 2 and 3. Let \mathbb{P}_x denote the law of the process Φ with initial condition $\Phi(0) = x$, $x \in X$.

We assume that the functions λ^i and p_θ^i satisfy the following:

- (i) their values depend only on w , g , and ζ in each case (there is no direct influence of herbivores on fire ignition nor severity),
- (ii) λ^i is strictly positive in each season (fires should be always possible but of course much more probable during the dry season),
- (iii) there are $a_w, a_g \in (0, 1]$ and $\varepsilon_w, \varepsilon_g > 0$ such that

$$(4.9) \quad \lambda^i(w, g, \zeta) \int_{\Theta} \left[\frac{1}{(1-\theta_w)^{a_w}} - 1 \right] p_\theta^i(w, g, \zeta) \nu_i(d\theta) - a_w r_w^i \leq -\varepsilon_w$$

for all $\zeta \in [0, \zeta_m^i)$, $g \in (0, 1]$ and w from a neighbourhood of 0, and

$$(4.10) \quad \lambda^i(w, g, \zeta) \int_{\Theta} \left[\frac{1}{(1-\theta_g)^{a_g}} - 1 + g^{a_g} \ln \frac{1-w}{1-(1-\theta_w)w} \right] p_\theta^i(w, g, \zeta) \nu_i(d\theta) - a_g r_g^i (1-w) \leq -\varepsilon_g$$

for all $\zeta \in [0, \zeta_m^i)$, $w \in (0, 1)$ and g from a neighbourhood of 0,

- (iv) for $a = (a_w, a_g)$ as in (iii) we have

$$\int_0^1 \left[\frac{1}{(1-\theta_w)^{a_w}} + \frac{1}{(1-\theta_g)^{a_g}} - \ln(1 - (1-\theta_w)w) \right] p_\theta^i(w, g, \zeta) \nu_i(d\theta) < \infty$$

for all $(w, g) \in (0, 1) \times (0, 1]$, $\zeta \in [0, \zeta_m^i)$.

Conditions (iii)–(iv) are technical assumptions allowing a construction of a Lyapunov function controlling survival of woods and grasses (the behaviour of the process when w or g are close to zero). In particular, conditions (4.9) and (4.10) prevent the total loss of wood and grass biomasses, respectively.

Theorem 4.1. *Suppose that (i)–(iv) hold. Then for each $x = (\xi, \zeta, i) \in X$ there exists a probability measure $\Pi(x, \cdot)$ on X such that*

$$\lim_{t \rightarrow \infty} \frac{1}{t} \int_0^t \mathbb{P}_x(\Phi(s) \in B) ds = \Pi(x, B), \quad \text{for all } B \in \mathcal{B},$$

and for any bounded Borel measurable f we have

$$\mathbb{P}_x \left(\lim_{t \rightarrow \infty} \frac{1}{t} \int_0^t f(\Phi(s)) ds = \int f d\tilde{\Pi} \right) = 1$$

for a random measure $\tilde{\Pi}$ satisfying $\Pi(x, B) = \mathbb{E}_x \tilde{\Pi}(B)$, $B \in \mathcal{B}$, $x \in X$.

The proof of Theorem 4.1 will be given in the next section. In fact we will show that the convergence in Theorem 4.1 is uniform with respect to all sets B and that our savanna models are T -processes satisfying a Foster–Lyapunov type condition (see Theorem 5.3).

We finish the section with the conclusion regarding the model from [31] extended by inclusion of seasonality and (possibly) herbivore activity.

Corollary 4.2. *Suppose that the losses are constant fractions (M_w^i, M_g^i) of the tree/grass biomass and that $\lambda^i(w, g, \zeta) = \lambda_0^i g$ with $\lambda_0^i > 0$, $i = 0, 1$. If*

$$(4.11) \quad r_w^i + \lambda_0^i \ln(1 - M_w^i) > 0, \quad i = 0, 1,$$

then Theorem 4.1 Condition holds.

Proof. From condition (4.11) it follows that there exists $a_w \in (0, 1]$ such that

$$\lambda_0^i \left[\frac{1}{(1 - M_w^i)^{a_w}} - 1 \right] - a_w r_w^i < 0, \quad i = 0, 1,$$

implying condition (4.9). Now observe that the left-hand side of (4.10) is of the form

$$\lambda_0^i g \left[\frac{1}{(1 - M_g^i)^{a_g}} - 1 + g^{a_g} \ln \frac{1 - w}{1 - (1 - M_w^i)w} \right] - a_g r_g^i (1 - w)$$

and, for $w \in (0, 1)$ and g from a neighbourhood of 0, it is always negative. Consequently, assumptions (i)–(iv) are satisfied. \square

Remark 4.3. *In the simplest model as in Corollary 4.2 note that condition (4.11) implies that $r_w^i + \lambda_0^i g \ln(1 - M_w^i) > 0$ for all $g \in (0, 1]$, $i = 0, 1$. Thus the mean growth rate of wood biomass is positive in the limit $w \rightarrow 0$ in both seasons allowing wood-grass coexistence (in the presence of random fires).*

5. MEAN ERGODIC MARKOV PROCESSES

Following [35, 36, 37], we summarize briefly necessary concepts to study the long time behavior of Markov processes. Let X be a locally compact separable metric space and let \mathcal{B} denote the Borel subsets of X . A function $T: X \times \mathcal{B} \rightarrow [0, 1]$ is called a (substochastic) kernel on X if for $B \in \mathcal{B}$ the function $T(\cdot, B)$ is measurable and $T(x, \cdot)$ is a measure on \mathcal{B} (satisfying $T(x, X) \leq 1$ for each $x \in X$). The kernel is called non-trivial if $T(x, X) > 0$ for all $x \in X$ and stochastic if $T(x, X) = 1$ for all x . A substochastic kernel T defines a linear operator on the space of finite signed measures $\mathcal{M}(X)$ on \mathcal{B} . For $\mu \in \mathcal{M}(X)$ we define a new signed measure μT by

$$\mu T(B) = \int_X T(x, B) \mu(dx).$$

If K and T are two kernels their product KT is defined as

$$KT(x, B) = \int_X T(y, B)K(x, dy), \quad x \in X, B \in \mathcal{B}.$$

A kernel T is called a *continuous component* of a kernel K on X if it satisfies $K(x, B) \geq T(x, B)$ for all $x \in X, B \in \mathcal{B}$ and the function $T(\cdot, B)$ is *lower semicontinuous*, i.e.

$$\liminf_{y \rightarrow x} T(y, B) \geq T(x, B), \quad x \in X.$$

Let $\Phi = \{\Phi(t) : t \geq 0\}$ be a continuous-time Markov process with state space X and let \mathbb{P}_x denote the law of the process Φ with initial condition $\Phi(0) = x, x \in X$. We assume that Φ is strong Markov and has right-continuous sample paths with left limits. For each $t \geq 0$ the transition probability of the process is

$$P^t(x, B) = \mathbb{P}_x(\Phi(t) \in B), \quad x \in X, B \in \mathcal{B},$$

and if the process is non-explosive then P^t is a stochastic kernel. Recall that the process Φ is *non-explosive* if there is an increasing sequence of open precompact sets O_n such that $X = \bigcup_n O_n$ and for each $x \in X$ we have

$$\mathbb{P}_x\left(\liminf_{n \rightarrow \infty} \{t \geq 0 : \Phi(t) \notin O_n\} = \infty\right) = 1.$$

An operator \mathcal{L} is called the *extended generator* of the Markov process Φ (see [15]), if its domain $\mathcal{D}(\mathcal{L})$ consists of those measurable $V : X \rightarrow \mathbb{R}$ for which there exists a measurable $W : X \rightarrow \mathbb{R}$ such that the function $t \mapsto W(\Phi(t))$ is integrable \mathbb{P}_x -a.s. for each $x \in X$ with the process

$$t \mapsto V(\Phi(t)) - V(x) - \int_0^t W(\Phi(s)) ds$$

being a \mathbb{P}_x -local martingale and we define $\mathcal{L}V = W$. A function $V : X \rightarrow [0, \infty]$ is said to be *norm-like* if the sets $\{x \in X : V(x) \leq r\}$ are precompact for all sufficiently large $r > 0$. It follows from [37, Theorem 2.1] that if there exists a norm-like function $V \in \mathcal{D}(\mathcal{L})$ and constants $c, d \geq 0$ such that

$$(5.1) \quad \mathcal{L}V(x) \leq cV(x) + d, \quad x \in X$$

then the process Φ is non-explosive.

For any $\mu \in \mathcal{M}(X)$ we define the norm

$$\|\mu\| = \sup_{B \in \mathcal{B}} |\mu(B)|, \quad \mu \in \mathcal{M}(X).$$

It is equivalent to the total variation norm since we have $\|\mu\| \leq \|\mu\|_{TV} \leq 2\|\mu\|$. The process Φ is called *Cesáro-ergodic* (or *mean ergodic*) if for each probability measure μ there exists a measure $\mu\Pi \in \mathcal{M}(X)$ such that

$$(5.2) \quad \lim_{t \rightarrow \infty} \left\| \frac{1}{t} \int_0^t \mu P^s(\cdot) ds - \mu\Pi \right\| = 0.$$

In that case we define

$$\Pi(x, B) = \delta_x \Pi(B), \quad B \in \mathcal{B}, x \in X,$$

where δ_x is the Dirac delta. Recall that a probability measure π is called *invariant for the process* Φ if $\pi = \pi P^t$ for all t . In particular, each limiting measure $\mu\Pi$ in

(5.2) is invariant for the process Φ . Finally, the process Φ is called a T -process if for some probability measure a on \mathbb{R}_+ the kernel K_a defined by

$$(5.3) \quad K_a(x, B) = \int_0^\infty P^t(x, B) a(dt).$$

has a non-trivial continuous component.

We now impose a Foster–Lyapunov type condition corresponding to condition (CD2) in [37]:

(V) There exist a non-negative norm-like $V \in \mathcal{D}(\mathcal{L})$, a measurable $f: X \rightarrow [1, \infty)$, a compact set C and positive constants c, d such that

$$(5.4) \quad \mathcal{L}V(x) \leq -cf(x) + d\mathbf{1}_C(x), \quad x \in X.$$

Theorem 5.1. *Suppose that condition (V) holds and that the process Φ is a T -process. Then Φ is mean ergodic and we have*

$$\mathbb{P}_x \left(\lim_{t \rightarrow \infty} \frac{1}{t} \int_0^t f(\Phi(s)) ds = \int f d\tilde{\Pi} \right) = 1$$

for any bounded Borel measurable f and for a random measure $\tilde{\Pi}$ satisfying $\Pi(x, B) = \mathbb{E}_x \tilde{\Pi}(B)$, $B \in \mathcal{B}$, $x \in X$.

The proof of Theorem 5.1 is given in Section 6. We have the following direct consequence of Theorem 5.1.

Corollary 5.2. *Suppose that condition (V) holds and that the process Φ is a T -process with a unique invariant probability measure π . Then*

$$\lim_{t \rightarrow \infty} \sup_{B \in \mathcal{B}} \left| \frac{1}{t} \int_0^t P^s(x, B) ds - \pi(B) \right| = 0$$

and

$$\mathbb{P}_x \left(\lim_{t \rightarrow \infty} \frac{1}{t} \int_0^t f(\Phi(s)) ds = \int f d\pi \right) = 1$$

for all $x \in X$ and all bounded Borel measurable f .

Our next result, along with Theorem 5.1, implies Theorem 4.1 and shows that savanna models from Sections 2 and 3 are mean ergodic.

Theorem 5.3. *Under assumptions (i)–(iv) the Markov processes from Sections 2 and 3 satisfy condition (V) and are T -processes.*

Proof. We start by showing how condition (V) can be checked for our PDMP models. Let $M(X)$ be the set of all measurable real-valued functions on X . We define as in [15]

$$M_\Gamma(X) = \{V \in M(X) : V(x) = \lim_{t \downarrow 0} V(\phi_{-t}(x)) \text{ for } x \in \Gamma\}.$$

It can be shown as in the proof of [15, Theorem 26.14] and [28, Theorem 18] that the domain $\mathcal{D}(\mathcal{L})$ of the extended generator \mathcal{L} contains those functions $V \in M_\Gamma(X)$ that satisfy the following:

- (1) the function $t \mapsto V(\phi_t(x))$ is absolutely continuous on $[0, t_*(x))$ for $x \in X$,
- (2) V satisfies the boundary condition

$$V(x) = \int_X V(y) P(x, dy), \quad x \in \Gamma,$$

(3) for each $x \in X$ and $t < t_*(x)$

$$\int_0^t \int_X |V(y) - V(\phi_s(x))| P(\phi_s(x), dy) q(\phi_s(x)) ds < \infty.$$

The formula for the extended generator \mathcal{L} is

$$\mathcal{L}V(x) = \mathcal{L}_0V(x) + q(x) \int_X (V(y) - V(x)) P(x, dy),$$

where

$$\mathcal{L}_0V(x) = \lim_{t \downarrow 0} \frac{V(\phi_t(x)) - V(x)}{t}.$$

For $V \in \mathcal{D}(\mathcal{L})$ that is a smooth function of variables ξ and ζ we have

$$\mathcal{L}V(\xi, \zeta, i) = \mathcal{L}_0V(\xi, \zeta, i) + \lambda^i(\xi, \zeta) \int_{\Theta} (V(S_\theta^i(\xi), \zeta, i) - V(\xi, \zeta, i)) p_\theta^i(\xi, \zeta) \nu^i(d\theta),$$

where

$$\mathcal{L}_0V(\xi, \zeta, i) = \sum_{j=1}^d b_j^i(\xi) \frac{\partial V}{\partial \xi_j}(\xi, \zeta, i) + \frac{\partial V}{\partial \zeta}(\xi, \zeta, i), \quad \xi \in X_i, \zeta \in [0, \zeta_m^i], i = 0, 1,$$

and the boundary condition is of the form

$$V(\xi, \zeta_m^i, i) = V(\xi, 0, 1 - i), \quad \xi \in X_i, i = 0, 1.$$

For $d = 2$ and $\xi = (w, g)$ we take

$$V_1(w, g, \zeta, i) = \frac{1}{w^{a_w}} + \frac{1}{g^{a_g}} - \ln(1 - w) + \zeta \sqrt{\zeta_m^i - \zeta},$$

while for $d = 4$ and $\xi = (w, g, h_G, h_B)$ we consider

$$V_2(w, g, h_G, h_B, \zeta, i) = V_1(w, g, \zeta, i) + \frac{1}{h_G} + \ln(1 + h_G) + \frac{1}{h_B} + \ln(1 + h_B).$$

It is easily seen that both functions are in the domain of the corresponding extended generator. Note that for $V = V_1$ and $V = V_2$ we have

$$\begin{aligned} V(S_\theta^i(\xi), \zeta, i) - V(\xi, \zeta, i) &= \frac{1}{w^{a_w}} \left[\frac{1}{(1 - \theta_w)^{a_w}} - 1 \right] + \frac{1}{g^{a_g}} \left[\frac{1}{(1 - \theta_g)^{a_g}} - 1 \right] \\ &\quad + \ln(1 - w) - \ln(1 - (1 - \theta_w)w). \end{aligned}$$

Thus condition (V) holds, since $\mathcal{L}V(\xi, \zeta, i) \rightarrow -\infty$ when ξ tends to the boundary of X_i or $\zeta \rightarrow \zeta_m^i$, by assumptions (i) and (iii).

Now we prove that the process $\Phi = \{\Phi(t) : t \geq 0\}$ as in (4.7) is a T -process. Since its probability transition function is given by

$$\begin{aligned} P^t(x, B) &= \mathbb{P}_x(\Phi(t) \in B) = \sum_{n=0}^{\infty} \mathbb{P}_x(\Phi(t) \in B, \tau_n \leq t < \tau_{n+1}) \\ &= \sum_{n=0}^{\infty} \mathbb{P}(\phi_{t-\tau_n}(\Psi_n) \in B, \tau_n \leq t < \tau_{n+1}) \end{aligned}$$

for $x \in X$, $B \in \mathcal{B}$, it is enough to show that for each $x_0 \in X$ there exist a constant $c_{x_0} > 0$, an open set U_{x_0} containing x_0 and an open set V_{x_0} such that

$$(5.5) \quad \int_0^\infty P^t(x, B) e^{-t} dt \geq c_{x_0} \mathbf{1}_{U_{x_0}}(x) m(B \cap V_{x_0}), \quad B \in \mathcal{B}, x \in X,$$

where m is the product of the $(d+1)$ -dimensional Lebesgue measure and the counting measure on $\{0, 1\}$. The kernel $T_{x_0}(x, B) = c_{x_0} \mathbf{1}_{U_{x_0}}(x) m(B \cap V_{x_0})$ is a continuous component non-trivial at x_0 for K_a with a being the exponential distribution on \mathbb{R}_+ . By taking a sequence of points (x_k) such that $X = \bigcup_k U_{x_k}$ we can define the kernel $T = \sum_{k=1}^{\infty} 2^{-k} T_{x_k}$ and conclude that T is a continuous component non-trivial at every $x \in X$. It implies that Φ is a T -process.

We have for any n

$$(5.6) \quad \int_0^{\infty} P^t(x, B) e^{-t} dt \geq \int_0^{\infty} \mathbb{P}_x(\phi_{t-\tau_n}(\Psi_n) \in B, \tau_n \leq t < \tau_{n+1}) e^{-t} dt.$$

We will show that we can pick an n such that the measure in the right-hand side of (5.6) has a lower bound as in (5.5). To this end we apply [6, Lemma 6.3] to the $(d+1)$ -dimensional component of X .

Assume first that $d = 2$ and take $n = 2$ in (5.6). It follows from (4.7) and (4.8) that

$$\phi_{t-\tau_2}(\Psi_2) = \phi_{t-(\sigma_2+\sigma_1)}(\Psi_2), \quad \Psi_2 = \mathbf{S}(\phi_{\sigma_2}(\Psi_1), \vartheta_2), \quad \Psi_1 = \mathbf{S}(\phi_{\sigma_1}(x), \vartheta_1),$$

where ϑ_k are random variables with distribution $\nu(\phi_{\sigma_k}(\Psi_{k-1}), \cdot)$, $k = 1, 2$, while \mathbf{S} and ν are as in (4.4) and (4.5). Let σ be an exponentially distributed random variable independent of all other random variables. Then the right-hand side of (5.6) is equal to

$$(5.7) \quad \mathbb{P}_x(\phi_{\sigma-(\sigma_1+\sigma_2)}(\Psi_2) \in B, \sigma_1 + \sigma_2 \leq \sigma < \sigma_1 + \sigma_2 + \sigma_3).$$

Let $x_0 = (\xi_0, \zeta_0, i_0)$ with $\xi_0 \in (0, 1) \times (0, 1]$, $\zeta_0 \in [0, \zeta_m^{i_0}]$ and $i_0 \in \{0, 1\}$. We take two fire occurrences in a single season and the third jump to be the exit time from the given season. We define $i = i_0$, $\xi_1 = S_{\theta_1}^i(\xi_0)$ and $\xi_2 = S_{\theta_2}^i(\xi_1)$, where $\theta_1 \in (0, 1)^2$ and $\theta_2 \in (0, 1)^2$ are such that $p_{\theta_1}^i(\xi_0, \zeta_0) > 0$ and $p_{\theta_2}^i(\xi_1, \zeta_0) > 0$. We can always choose such θ_1 and θ_2 by (2.7). Recall that the functions p^i are continuous and the jump rate function q , given by $q(x) = \lambda^i(\xi, \zeta)$, is also continuous. This, together with (4.6) and (4.5), implies that there is a neighbourhood of x_0 such that the distribution of the random variable $(\sigma_1, \sigma_2, \sigma)$ has an absolutely continuous part with respect to the 3-dimensional Lebesgue measure and with density being bounded below by a positive constant in a neighbourhood of $(0, 0, 0)$. Let us introduce on $\Delta_t = \{(t_1, t_2) : t_1, t_2 > 0, t_1 + t_2 < t\}$ the following mapping

$$\psi_{(t, \xi, \theta)}^i(\mathbf{t}) = \varphi_{t-(t_1+t_2)}^i \circ S_{\theta_2}^i \circ \varphi_{t_2}^i \circ S_{\theta_1}^i \circ \varphi_{t_1}^i(\xi) \quad \text{for } \mathbf{t} = (t_1, t_2) \in \Delta_t,$$

where $t > 0$, $\theta = (\theta_1, \theta_2) \in (0, 1)^2 \times (0, 1)^2$, $\xi = (w, g) \in (0, 1) \times (0, 1]$. To estimate (5.7) from below it is enough by [6, Lemma 6.3] to show that the mapping

$$(\mathbf{t}, t) \mapsto (\psi_{(t, \xi, \theta)}^i(\mathbf{t}), \zeta + t)$$

has the derivative of full rank 3 for small t in a neighbourhood of (ξ_0, ζ_0) .

Observe that

$$(5.8) \quad \lim_{\xi \rightarrow \xi_0, t \rightarrow 0} \frac{d\psi_{(t, \xi, \theta)}^i(\mathbf{t})}{dt} = A,$$

where A is the matrix with columns v_1, v_2 given by

$$v_1 = DS_{\theta_2}^i(\xi_1) DS_{\theta_1}^i(\xi_0) b^i(\xi_0) - b^i(\xi_2), \quad v_2 = DS_{\theta_2}^i(\xi_1) b^i(\xi_1) - b^i(\xi_2),$$

D denotes the derivative with respect to ξ and b^i is as in (2.3). Now we show that the vectors v_1 and v_2 are linearly independent. The transformation S_{θ}^i is linear, thus

$DS_{\theta}^i = S_{\theta}^i$. Let $S_1 = S_{\theta_1}^i$, $S_2 = S_{\theta_2}^i$, and, to simplify calculations, let $S_j(w, g) = (\alpha_j w, \beta_j g)$, where $(1 - \alpha_j, 1 - \beta_j) = \theta_j$ by (2.8). Then we have

$$A = \begin{pmatrix} \alpha_2 \alpha_1 (\alpha_2 \alpha_1 - 1) r_w^i w^2 & \alpha_2 (\alpha_2 - 1) \alpha_1^2 r_w^i w^2 \\ \beta_2 \beta_1 r_g^i g [(\alpha_2 \alpha_1 - 1) w + (\beta_2 \beta_1 - 1) g] & \beta_2 \beta_1 r_g^i g [(\alpha_2 - 1) \alpha_1 w + (\beta_2 - 1) \beta_1 g] \end{pmatrix}.$$

We see that $\det A = 0$ if and only if

$$(5.9) \quad \frac{\alpha_1}{\beta_1} \frac{1 - \alpha_2}{1 - \beta_2} = \frac{1 - \alpha_1 \alpha_2}{1 - \beta_1 \beta_2}.$$

We conclude that

$$\det \left[\frac{d\psi_{(t, \xi, \theta)}^i(\mathbf{t})}{d\mathbf{t}} \right] \neq 0$$

for ξ close to ξ_0 , sufficiently small t and suitably chosen θ .

Now for the case of $d = 4$ we take $n = 5$ (two fire occurrences in each season and a switch between the seasons) in (5.6). Let $\Delta_t = \{(t_1, t_2, t_3, t_4) : t_1, t_2, t_3, t_4 > 0, t_1 + t_2 + t_3 + t_4 < t\}$ and

$$\begin{aligned} \psi_{(t, \xi, \zeta, \theta)}^i(\mathbf{t}) &= \varphi_{t - (t_3 + t_4 + \zeta_m^i - \zeta)}^{1-i} \circ S_{\theta_4}^{1-i} \circ \varphi_{t_4}^{1-i} \circ S_{\theta_3}^{1-i} \circ \varphi_{t_3}^{1-i} \\ &\quad \circ \varphi_{\zeta_m^i - \zeta - (t_1 + t_2)}^i \circ S_{\theta_2}^i \circ \varphi_{t_2}^i \circ S_{\theta_1}^i \circ \varphi_{t_1}^i(\xi) \end{aligned}$$

for $\mathbf{t} = (t_1, t_2, t_3, t_4) \in \Delta_t$, $t > 0$, $\theta = (\theta_1, \theta_2, \theta_3, \theta_4)$ with each $\theta_j \in (0, 1)^2$, and $\xi = (w, g, h_G, h_B) \in (0, 1) \times (0, 1) \times (0, \infty)^2$. We take arbitrary $x_0 = (\xi_0, \zeta_0, i_0)$ with $\xi_0 \in (0, 1) \times (0, 1] \times (0, \infty)^2$, $\zeta_0 \in [0, \zeta_m^i)$ and $i_0 \in \{0, 1\}$. We define $i = i_0$,

$$\xi_1 = \varphi_{\zeta_m^i - \zeta_0}^i(\xi_0), \quad \xi_2 = S_{\theta_1}^i(\xi_1), \quad \xi_3 = S_{\theta_2}^i(\xi_2), \quad \xi_4 = S_{\theta_3}^{1-i}(\xi_3), \quad \xi_5 = S_{\theta_4}^{1-i}(\xi_4),$$

where $\theta_1, \theta_2, \theta_3, \theta_4 \in (0, 1)^2$ are such that $p_{\theta_j}^i(\xi_j, \zeta_m^i - \zeta_0) > 0$ for $j = 1, 2$ and $p_{\theta_j}^{1-i}(\xi_j, 0) > 0$ for $j = 3, 4$. Similarly as for $d = 2$ by [6, Lemma 6.3] it is enough to show that the mapping

$$(\mathbf{t}, t) \mapsto \left(\psi_{(t, \xi, \zeta, \theta)}^i(\mathbf{t}), t - (\zeta_m^i - \zeta) \right)$$

has the derivative of full rank 5 for a short time of staying in the season $1 - i$, i.e. as $t \downarrow \zeta_m^i - \zeta_0$, and in a neighbourhood of (ξ_0, ζ_0) . It is easily seen that

$$(5.10) \quad \lim_{\substack{\xi \rightarrow \xi_0, \zeta \rightarrow \zeta_0, \\ t, t_1 \rightarrow \zeta_m^i - \zeta_0, t_2 \rightarrow 0}} \frac{d\psi_{(t, \xi, \zeta, \theta)}^i(\mathbf{t})}{d\mathbf{t}} = A,$$

where now A is the matrix with columns v_1, v_2, v_3, v_4 given by

$$\begin{aligned} v_1 &= DS_{\theta_4}^{1-i}(\xi_4) DS_{\theta_3}^{1-i}(\xi_3) (DS_{\theta_2}^i(\xi_2) DS_{\theta_1}^i(\xi_1) b^i(\xi_1) - b^i(\xi_3)), \\ v_2 &= DS_{\theta_4}^{1-i}(\xi_4) DS_{\theta_3}^{1-i}(\xi_3) (DS_{\theta_2}^i(\xi_2) b^i(\xi_2) - b^i(\xi_3)), \\ v_3 &= DS_{\theta_4}^{1-i}(\xi_4) DS_{\theta_3}^{1-i}(\xi_3) b^{1-i}(\xi_3) - b^{1-i}(\xi_5), \\ v_4 &= DS_{\theta_4}^{1-i}(\xi_4) b^{1-i}(\xi_4) - b^{1-i}(\xi_5). \end{aligned}$$

By using the formula for $b(\xi)$ given by the right-hand side of equation (3.1) with $\xi = (w, g, h_G, h_B)$ and by taking $S(\xi) = (\alpha w, \beta g, h_G, h_B)$ for the corresponding S_{θ}^i

as in (2.8), we obtain

$$(5.11) \quad S(b(\xi)) - b(S(\xi)) = \begin{pmatrix} \alpha(\alpha - 1)r_w w^2 \\ \beta r_g g [(\alpha - 1)w + (\beta - 1)g] \\ (1 - \beta)e_g h_G g \\ (1 - \alpha)e_w h_B w \end{pmatrix} \quad \text{for } \xi = (w, g, h_G, h_B).$$

Let us take $S_j = S_{\theta_j}^i$ for $j = 1, 2$ and $S_j = S_{\theta_j}^{1-i}$ for $j = 3, 4$ so that $S_j(w, g, h_G, h_B) = (\alpha_j w, \beta_j g, h_G, h_B)$ with $(1 - \alpha_j, 1 - \beta_j) = \theta_j$. Applying (5.11) with $r_w = r_w^i$ and $r_g = r_g^i$ and appropriate α, β , the vector v_1 with $\xi_1 = (w, g, h_G, h_B)$ is of the form

$$v_1 = \begin{pmatrix} \alpha_4 \alpha_3 \alpha_2 \alpha_1 (\alpha_2 \alpha_1 - 1) r_w^i w^2 \\ \beta_4 \beta_3 \beta_2 \beta_1 r_g^i g [(\alpha_2 \alpha_1 - 1)w + (\beta_2 \beta_1 - 1)g] \\ (1 - \beta_2 \beta_1) e_g h_G g \\ (1 - \alpha_2 \alpha_1) e_w h_B w \end{pmatrix}.$$

Similarly, we obtain

$$v_2 = \begin{pmatrix} \alpha_4 \alpha_3 \alpha_2 \alpha_1^2 (\alpha_2 - 1) r_w^i w^2 \\ \beta_4 \beta_3 \beta_2 \beta_1 r_g^i g [(\alpha_2 - 1)\alpha_1 w + (\beta_2 - 1)\beta_1 g] \\ (1 - \beta_2) \beta_1 e_g h_G g \\ (1 - \alpha_2) \alpha_1 e_w h_B w \end{pmatrix}.$$

Next observe that

$$v_3 = \begin{pmatrix} \alpha_4 \alpha_3 (\alpha_4 \alpha_3 - 1) \alpha_2^2 \alpha_1^2 r_w^{1-i} w^2 \\ \beta_4 \beta_3 \beta_2 \beta_1 r_g^{1-i} g [(\alpha_4 \alpha_3 - 1)\alpha_2 \alpha_1 w + (\beta_4 \beta_3 - 1)\beta_2 \beta_1 g] \\ (1 - \beta_4 \beta_3) \beta_2 \beta_1 e_g h_G g \\ (1 - \alpha_4 \alpha_3) \alpha_2 \alpha_1 e_w h_B w \end{pmatrix}$$

and

$$v_4 = \begin{pmatrix} \alpha_4 (\alpha_4 - 1) \alpha_3^2 \alpha_2^2 \alpha_1^2 r_w^{1-i} w^2 \\ \beta_4 \beta_3 \beta_2 \beta_1 r_g^{1-i} g [(\alpha_4 - 1)\alpha_3 \alpha_2 \alpha_1 w + (\beta_4 - 1)\beta_3 \beta_2 \beta_1 g] \\ (1 - \beta_4) \beta_3 \beta_2 \beta_1 e_g h_G g \\ (1 - \alpha_4) \alpha_3 \alpha_2 \alpha_1 e_w h_B w \end{pmatrix}.$$

Using Gaussian elimination it is easily seen that the first two coordinates of v_1 and v_2 can be made zero and hence $\det A = 0$ if and only if (5.9) holds or

$$(5.12) \quad \frac{\alpha_3}{\beta_3} \frac{1 - \alpha_4}{1 - \beta_4} = \frac{1 - \alpha_3 \alpha_4}{1 - \beta_3 \beta_4}.$$

Consequently, we can find $\theta_j = (1 - \alpha_j, 1 - \beta_j)$, $j = 1, 2, 3, 4$, such that both (5.9) and (5.12) do not hold implying that

$$\det \frac{d\psi_{(t, \xi, \zeta, \theta)}^i(\mathbf{t})}{d\mathbf{t}} \neq 0$$

for t close to $\zeta_m^{i_0} - \zeta_0$ and (ξ, ζ) in a neighbourhood of (ξ_0, ζ_0) . \square

6. PROOF OF THEOREM 5.1

The resolvent kernel $R: X \times \mathcal{B} \rightarrow [0, 1]$ is defined as

$$R(x, B) = \int_0^\infty e^{-t} P^t(x, B) dt.$$

The kernel R is the transition probability for the discrete-time Markov chain $\check{\Phi}$ that is defined by observing the process Φ at jump-times of a Poisson process with intensity 1 that is independent of the process Φ . We call this chain the R -chain. We

say that the R -chain is a T -chain if there is a probability distribution $b = (b_k)$ on \mathbb{Z}_+ and a non-trivial continuous component for the kernel

$$R_b(x, B) = \sum_{n=0}^{\infty} b_n R^n(x, B).$$

Following [35] and [36] we say that a trajectory converges to infinity if it visits each compact set only finitely many times and we write $\{\check{\Phi} \rightarrow \infty\}$ for the R -chain and $\{\Phi \rightarrow \infty\}$ for the process Φ .

Lemma 6.1. *If the R -chain $\check{\Phi}$ is a T -chain then Φ is a T -process and*

$$(6.1) \quad \mathbb{P}_x\{\check{\Phi} \rightarrow \infty\} = \mathbb{P}_x\{\Phi \rightarrow \infty\}, \quad x \in X.$$

If $\mathbb{P}_x\{\Phi \rightarrow \infty\} < 1$ for all $x \in X$ and Φ is a T -process then the R -chain is a T -chain.

Proof. Since the n th jump of the Poisson process has the Erlang distribution, we have

$$R^n(x, B) = \int_0^{\infty} e^{-t} \frac{t^{n-1}}{(n-1)!} P^t(x, B) dt.$$

If we consider the probability measure

$$a(dt) = \sum_{n=0}^{\infty} b_n e^{-t} \frac{t^n}{n!} dt$$

on \mathbb{R}_+ , where $b = (b_n)$ is a probability measure on \mathbb{Z}_+ , then the kernel K_a has the same continuous component as R_b . The equality in (6.1) follows from [36, Proposition 3.2]. The converse statement is [36, Theorem 4.1 (iii)]. \square

The R -chain is called a *mean ergodic* chain on X if for each probability measure $\mu \in \mathcal{M}(X)$ there exists a measure $\mu\Pi \in \mathcal{M}(X)$ such that

$$(6.2) \quad \lim_{n \rightarrow \infty} \left\| \frac{1}{n} \sum_{k=0}^{n-1} \mu R^k - \mu\Pi \right\| = 0.$$

Observe that the measure $\pi = \mu\Pi$ in condition (6.2) is invariant for the R -chain, i.e. $\pi R = \pi$. It is known (see [2]) that a measure π is invariant for the process Φ if and only if it is invariant for the R -chain. We now show that the convergence in (6.2) is equivalent to the one in (5.2).

Lemma 6.2. *The process Φ is mean ergodic if and only if the R -chain is mean ergodic on X . Moreover, for any bounded Borel measurable f we have*

$$\lim_{t \rightarrow \infty} \frac{1}{t} \int_0^t f(\Phi(s)) ds = \lim_{n \rightarrow \infty} \frac{1}{n} \sum_{k=1}^n f(\check{\Phi}_k),$$

if any of the pointwise limits exist.

Proof. For any probability measure μ on \mathcal{B} we define the resolvent operator of P^t by

$$\mu U_\alpha(B) = \int_0^{\infty} e^{-\alpha t} \mu P^t(B) dt, \quad \alpha > 0, B \in \mathcal{B}.$$

We have $\mu U_1 = \mu R$ and

$$(6.3) \quad \mu U_\alpha(B) = \sum_{k=1}^{\infty} (1 - \alpha)^{k-1} \mu R^k(B), \quad B \in \mathcal{B}.$$

First observe that the Cesàro convergence in (6.2) implies the Abel convergence

$$\lim_{\alpha \rightarrow 0^+} \alpha \sum_{k=1}^{\infty} (1-\alpha)^{k-1} \mu R^k = \mu \Pi,$$

see e.g. [33, Theorem 2.1], and leads to

$$(6.4) \quad \lim_{\alpha \rightarrow 0^+} \|\alpha \mu U_\alpha - \mu \Pi\| = 0.$$

Condition (6.4) implies (6.2) by [17, Theorem 3.1] and (5.2) by [17, Theorem 3.3]. Finally, the implication leading from (5.2) to (6.4) follows by using standard arguments. The second part follows from [9, Theorem 5.1.1]. \square

We need to introduce more notation. The following notions will be presented only for the continuous time process Φ , but analogous definitions are valid for the discrete time R -chain $\check{\Phi} = \{\check{\Phi}_k\}$. We refer to [38] for the general theory of discrete time Markov chains.

Given a measurable set B we define the first hitting time of the set B and the number of visits to B respectively by

$$\tau_B = \inf\{t > 0 : \Phi(t) \in B\} \quad \text{and} \quad \eta_B = \int_0^\infty \mathbf{1}\{\Phi(t) \in B\} dt.$$

A set B is called (stochastically) *closed* for the process if $B \neq \emptyset$ and $\mathbb{P}_x\{\Phi(t) \in B \text{ for all } t \geq 0\} = 1$ for $x \in B$. A closed set B is said to be *maximal* if $x \in B \iff \mathbb{P}_x\{\eta_B = \infty\} = 1$. A set H is called a *Harris set* for the process Φ if it is closed and if there exists some σ -finite measure ψ such that $\mathbb{P}_x\{\eta_B = \infty\} = 1$ for all $x \in H$ and all $B \in \mathcal{B}$ with $\psi(B) > 0$. A set H is called a *maximal Harris set* if it is a Harris set and a maximal closed set. The process restricted to a maximal Harris set H has an essentially unique invariant measure on H . If the measure is finite then it can be normalized and the process has a unique invariant probability measure on H . In that case the set H is called a *positive Harris set*.

Lemma 6.3. *Suppose that condition (V) holds. Then $\mathbb{P}_x\{\Phi \rightarrow \infty\} = 0$ for all $x \in X$. If the process Φ is a T -process then the space X has the decomposition into disjoint sets*

$$X = \bigcup_{i=1}^N H_i \cup E = H \cup E,$$

where each H_i is a positive Harris set and $\mathbb{P}_x\{\eta_H = \infty\} = 1$ for all $x \in X$. Moreover, the R -chain is mean ergodic on X .

Proof. The function V in condition (V) is norm-like and satisfies $\mathcal{L}V(x) \leq d\mathbf{1}_C(x)$ for all $x \in X$. Thus condition (CD1) of [36] holds and [36, Theorem 3.1] implies that $\mathbb{P}_x\{\Phi \rightarrow \infty\} = 0$ for all $x \in X$. The Doeblin decomposition [36, Theorem 4.1] and [37, Theorem 4.6] show that the space X has the required decomposition. It follows from [36, Theorem 2.1] that

$$\mathbb{P}_x\{\check{\tau}_H < \infty\} = \mathbb{E}_x(1 - \exp(-\eta_H)), \quad x \in X,$$

where $\check{\tau}_H = \inf\{k \geq 1 : \check{\Phi}_k \in H\}$ is the first hitting time of H by the R -chain. Consequently, $\mathbb{P}_x\{\check{\tau}_H < \infty\} = 1$ for all $x \in X$.

From [47, Theorem 2.1] extended in [11] to the case of Borel right process it follows that a set is a maximal Harris set for the process Φ if and only if its is a maximal Harris set for the R -chain. Hence, the R -chain restricted to the set H_i is

a positive Harris recurrent chain with the unique invariant probability measure π_i . By [25, Theorem 1.2] for each $x \in H_i$ we have

$$\lim_{n \rightarrow \infty} \frac{1}{n} \sum_{k=0}^{n-1} R^k(x, \cdot) = \pi_i,$$

where the convergence is in the total variation norm on $\mathcal{M}(H_i)$. Thus the R -chain is mean ergodic on each set H_i . The rest of the proof is similar to the proof of part (i) of [35, Theorem 7.1]. \square

Remark 6.4. *It should be noted that the limiting measure $\mu\Pi$ in (6.2) is of the form*

$$\mu\Pi(B) = \int_X \Pi(x, B) \mu(dx),$$

where the kernel Π is given by [35, Theorem 7.1]

$$(6.5) \quad \Pi(x, B) = \sum_{i=1}^N \pi_i(B \cap H_i) \mathbb{P}_x\{\check{\tau}_{H_i} < \infty\}, \quad x \in X, B \in \mathcal{B},$$

and π_i , $i = 1, \dots, N$, are invariant probability measures. Moreover, as in the proof of [35, Theorem 7.1] we obtain that for any bounded Borel measurable f

$$\mathbb{P}_x \left(\lim_{n \rightarrow \infty} \frac{1}{n} \sum_{k=1}^n f(\check{\Phi}_k) = \int f d\tilde{\Pi} \right) = 1, \quad x \in X,$$

where the random measure $\tilde{\Pi}$ is defined as

$$\tilde{\Pi}(B) = \sum_{i=1}^N \mathbf{1}(\check{\tau}_{H_i} < \infty) \pi_i(B \cap H_i).$$

Theorem 5.1 is a direct consequence of Lemmas 6.2 and 6.3 together with Remark 6.4.

7. DISCUSSION

In the present paper we propose a novel approach to the study of seasonal dynamics. It can be applied to stochastic models in population dynamics that underlie periodic changes to its parameters. Especially we provide sufficient conditions for coexistence of competing species. As a model we introduce two PDMPs describing behavior in each season as the system switching between them in given constant periods of time (season lengths). This may be generalized to more seasons than two. Such description needs additional time variable to keep track of the duration of stay in the present season, leading to time-homogeneous Markov processes. Therefore one cannot use the usual approach to study convergence of distributions. We explore the time averages instead and provide sufficient conditions for their convergence.

The common way to study the effects of seasonality on the dynamics of populations modeled with differential equations is to consider periodically forced parameters [12, 13]. Such models are very difficult to treat analytically although there exist general tools for a study of non-autonomous differential equations with continuous and periodic functions of time [18, 32]. A frequently used numerical approach is bifurcation analysis, first used in this context in [34, 41], where for simplicity, the forcing is of the form

$$c(t) = c_0(1 + \varepsilon \sin(2\pi t)),$$

with c_0 being any model parameter and ε denoting the forcing amplitude (see [46] and the references therein).

Another attempt to model seasonal effects is related to the so-called (seasonal) succession dynamics [30] or, formally similar, behavior shift [48], in which the model equations change between seasons. A detailed analysis is possible in simple models [27]. By changing growth parameters in our equations (2.1) and (3.1) to piecewise-constant periodic functions of time we get examples of this dynamics, with a particular behavior illustrated as in Figure 2. This approach, in contrary to the situation in the previous paragraph, gives a discontinuous periodic forcing and can simplify the analysis. Including seasonality might still not support coexistence of species, as in the case of model (2.1), since positive solutions of both systems converge to the same equilibrium $(1, 0)$ representing woodland. Modeling fire impact on vegetation introduces stochasticity into our systems and can have a positive effect on survival of all species. Especially, adding fire alone or together with herbivores prevents an overgrowth of trees and allows existence of mixed woodland-grassland ecosystem reflecting savanna.

In general, savanna models incorporate fire disturbances into model equations in a deterministic way [44, 55, 26]. To our knowledge there exists only a discrete-time matrix model [1] that contains both, seasonality and fire-vegetation feedback, but it does not provide any analytical insight focusing mainly on simulations. We propose the analytically tractable continuous-time models, although they are less convenient to simulate and limited to discrete losses of the biomass while it would be more realistic to model impact of fire in a spatially explicit way.

We were not studying sufficient conditions for the uniqueness of invariant distributions in our models and leave it to a future work. Once uniqueness is obtained then the law of large numbers from Theorem 4.1 implies automatically stochastic persistence [5, 7, 22, 19] of considered populations. It would be also interesting to study extinction [7, 22, 39]. Our approach can be used to extend other stochastic models like [22] by adding seasonal effects.

REFERENCES

- [1] F. ACCATINO AND C. DE MICHELE, *Humid savanna-forest dynamics: a matrix model with vegetation-fire interactions and seasonality*, Ecological modelling, 265 (2013), pp. 170–179, <https://doi.org/10.1016/j.ecolmodel.2013.05.022>.
- [2] J. AZÉMA, M. KAPLAN-DUFLO, AND D. REVUZ, *Mesure invariante sur les classes récurrentes des processus de Markov*, Z. Wahrscheinlichkeitstheorie und Verw. Gebiete, 8 (1967), pp. 157–181, <https://doi.org/10.1007/BF00531519>.
- [3] M. BAUDENA, F. D’ANDREA, AND A. PROVENZALE, *An idealized model for tree-grass coexistence in savannas: the role of life stage structure and fire disturbances*, Journal of Ecology, 98 (2010), pp. 74–80, <https://doi.org/10.1111/j.1365-2745.2009.01588.x>.
- [4] B. BECKAGE, L. J. GROSS, AND W. J. PLATT, *Grass feedbacks on fire stabilize savannas*, Ecological Modelling, 222 (2011), pp. 2227–2233, <https://doi.org/10.1016/j.ecolmodel.2011.01.015>.
- [5] M. BENAÏM, *Stochastic persistence*, 2018, <https://arxiv.org/abs/1806.08450>.
- [6] M. BENAÏM, S. LE BORGNE, F. MALRIEU, AND P.-A. ZITT, *Qualitative properties of certain piecewise deterministic Markov processes*, Ann. Inst. Henri Poincaré Probab. Stat., 51 (2015), pp. 1040–1075, <https://doi.org/10.1214/14-AIHP619>.
- [7] M. BENAÏM AND C. LOBRY, *Lotka-Volterra with randomly fluctuating environments or “How switching between beneficial environments can make survival harder”*, Ann. Appl. Probab., 26 (2016), pp. 3754–3785, <https://doi.org/10.1214/16-AAP1192>.
- [8] M. BENAÏM AND E. STRICKLER, *Random switching between vector fields having a common zero*, Ann. Appl. Probab., 29 (2019), pp. 326–375, <https://doi.org/10.1214/18-AAP1418>.

- [9] P. BRÉMAUD, R. KANNURPATTI, AND R. MAZUMDAR, *Event and time averages: a review*, Adv. in Appl. Probab., 24 (1992), pp. 377–411, <https://doi.org/10.2307/1427697>.
- [10] B. CLOEZ, R. DESSALLES, A. GENADOT, F. MALRIEU, A. MARGUET, AND R. YVINEC, *Probabilistic and piecewise deterministic models in biology*, in Journées MAS 2016 de la SMAI—Phénomènes complexes et hétérogènes, vol. 60 of ESAIM Proc. Surveys, EDP Sci., Les Ulis, 2017, pp. 225–245, <https://doi.org/10.1051/proc/201760225>.
- [11] O. L. V. COSTA AND F. DUFOUR, *Ergodic properties and ergodic decompositions of continuous-time Markov processes*, J. Appl. Probab., 43 (2006), pp. 767–781, <https://doi.org/10.1239/jap/1158784945>.
- [12] J. M. CUSHING, *Periodic time-dependent predator-prey systems*, SIAM J. Appl. Math., 32 (1977), pp. 82–95, <https://doi.org/10.1137/0132006>.
- [13] J. M. CUSHING, *Two species competition in a periodic environment*, J. Math. Biol., 10 (1980), pp. 385–400, <https://doi.org/10.1007/BF00276097>.
- [14] M. H. A. DAVIS, *Piecewise-deterministic Markov processes: a general class of nondiffusion stochastic models*, J. Roy. Statist. Soc. Ser. B, 46 (1984), pp. 353–388, <https://doi.org/10.1111/j.2517-6161.1984.tb01308.x>.
- [15] M. H. A. DAVIS, *Markov models and optimization*, vol. 49 of Monographs on Statistics and Applied Probability, Chapman & Hall, London, 1993, <https://doi.org/10.1201/9780203748039>.
- [16] P. D’ODORICO, F. LAIO, AND L. RIDOLFI, *A probabilistic analysis of fire-induced tree-grass coexistence in savannas*, The American Naturalist, 167 (2006), pp. E79–E87, <https://doi.org/10.1086/500617>.
- [17] R. ÉMILION, *Mean-bounded operators and mean ergodic theorems*, J. Funct. Anal., 61 (1985), pp. 1–14, [https://doi.org/10.1016/0022-1236\(85\)90037-0](https://doi.org/10.1016/0022-1236(85)90037-0).
- [18] J. GUCKENHEIMER AND P. HOLMES, *Nonlinear oscillations, dynamical systems, and bifurcations of vector fields*, vol. 42 of Applied Mathematical Sciences, Springer-Verlag, New York, 1990, <https://doi.org/10.1007/978-1-4612-1140-2>. Revised and corrected reprint of the 1983 original.
- [19] A. GUILLIN, A. PERSONNE, AND E. STRICKLER, *Persistence in the moran model with random switching*, 2019, <https://arxiv.org/abs/1911.01108>.
- [20] A. HENING AND Y. LI, *Stationary distributions of persistent ecological systems*, J. Math. Biol., 82 (2021), pp. Paper No. 64, 53, <https://doi.org/10.1007/s00285-021-01613-2>.
- [21] A. HENING, D. NGUYEN, N. NGUYEN, AND H. WATTS, *Random switching in an ecosystem with two prey and one predator*, 2021, <https://arxiv.org/abs/2111.12750>.
- [22] A. HENING AND D. H. NGUYEN, *Coexistence and extinction for stochastic Kolmogorov systems*, Ann. Appl. Probab., 28 (2018), pp. 1893–1942, <https://doi.org/10.1214/17-AAP1347>.
- [23] A. HENING AND D. H. NGUYEN, *The competitive exclusion principle in stochastic environments*, J. Math. Biol., 80 (2020), pp. 1323–1351, <https://doi.org/10.1007/s00285-019-01464-y>.
- [24] A. HENING AND E. STRICKLER, *On a predator-prey system with random switching that never converges to its equilibrium*, SIAM J. Math. Anal., 51 (2019), pp. 3625–3640, <https://doi.org/10.1137/18M1196042>.
- [25] O. HERNÁNDEZ-LERMA AND J. B. LASSERRE, *Further criteria for positive Harris recurrence of Markov chains*, Proc. Amer. Math. Soc., 129 (2001), pp. 1521–1524, <https://doi.org/10.1090/S0002-9939-00-05672-0>.
- [26] A. HOYER-LEITZEL AND S. IAMS, *Impulsive fire disturbance in a savanna model: tree-grass coexistence states, multiple stable system states, and resilience*, Bull. Math. Biol., 83 (2021), p. Paper No. 113, <https://doi.org/10.1007/s11538-021-00944-x>.
- [27] S.-B. HSU AND X.-Q. ZHAO, *A Lotka-Volterra competition model with seasonal succession*, J. Math. Biol., 64 (2012), pp. 109–130, <https://doi.org/10.1007/s00285-011-0408-6>.
- [28] J. JACOD AND A. V. SKOROKHOD, *Jumping Markov processes*, Ann. Inst. H. Poincaré Probab. Statist., 32 (1996), pp. 11–67, http://www.numdam.org/item/AIHPB_1996__32_1_11_0/.
- [29] C. A. KLAUSMEIER, *Floquet theory: a useful tool for understanding nonequilibrium dynamics*, Theoretical Ecology, 1 (2008), pp. 153–161, <https://doi.org/10.1007/s12080-008-0016-2>.
- [30] C. A. KLAUSMEIER, *Successional state dynamics: a novel approach to modeling nonequilibrium foodweb dynamics*, J. Theoret. Biol., 262 (2010), pp. 584–595, <https://doi.org/10.1016/j.jtbi.2009.10.018>.

- [31] P. KLIMASARA AND M. TYRAN-KAMIŃSKA, *A model for random fire induced tree-grass coexistence in savannas*, Math. Appl. (Warsaw), 46 (2018), pp. 87–96, <https://doi.org/10.14708/ma.v46i1.6382>.
- [32] P. E. KLOEDEN AND M. RASMUSSEN, *Nonautonomous dynamical systems*, vol. 176 of Mathematical Surveys and Monographs, American Mathematical Society, Providence, RI, 2011, <https://doi.org/10.1090/surv/176>.
- [33] U. KRENGEL, *Ergodic theorems*, vol. 6 of de Gruyter Studies in Mathematics, Walter de Gruyter & Co., Berlin, 1985, <https://doi.org/10.1515/9783110844641>.
- [34] Y. A. KUZNETSOV, S. MURATORI, AND S. RINALDI, *Bifurcations and chaos in a periodic predator-prey model*, Internat. J. Bifur. Chaos Appl. Sci. Engrg., 2 (1992), pp. 117–128, <https://doi.org/10.1142/S0218127492000112>.
- [35] S. P. MEYN AND R. L. TWEEDIE, *Stability of Markovian processes. I. Criteria for discrete-time chains*, Adv. in Appl. Probab., 24 (1992), pp. 542–574, <https://doi.org/10.2307/1427479>.
- [36] S. P. MEYN AND R. L. TWEEDIE, *Stability of Markovian processes. II. Continuous-time processes and sampled chains*, Adv. in Appl. Probab., 25 (1993), pp. 487–517, <https://doi.org/10.2307/1427521>.
- [37] S. P. MEYN AND R. L. TWEEDIE, *Stability of Markovian processes. III. Foster-Lyapunov criteria for continuous-time processes*, Adv. in Appl. Probab., 25 (1993), pp. 518–548, <https://doi.org/10.2307/1427522>.
- [38] S. P. MEYN AND R. L. TWEEDIE, *Markov chains and stochastic stability*, Cambridge University Press, Cambridge, second ed., 2009, <https://doi.org/10.1017/CB09780511626630>.
- [39] D. H. NGUYEN AND E. STRICKLER, *A method to deal with the critical case in stochastic population dynamics*, SIAM J. Appl. Math., 80 (2020), pp. 1567–1589, <https://doi.org/10.1137/20M131134X>.
- [40] A. B. N'DRI, T. D. SORO, J. GIGNOUX, K. DOSSO, M. KONÉ, J. K. N'DRI, S. BAROT, ET AL., *Season affects fire behavior in annually burned humid savanna of west africa*, Fire Ecology, 14 (2018), pp. 1–11, <https://doi.org/10.1186/s42408-018-0005-9>.
- [41] S. RINALDI, S. MURATORI, AND Y. KUZNETSOV, *Multiple attractors, catastrophes and chaos in seasonally perturbed predator-prey communities*, Bulletin of mathematical Biology, 55 (1993), pp. 15–35, <https://doi.org/10.1007/BF02460293>.
- [42] R. RUDNICKI AND M. TYRAN-KAMIŃSKA, *Piecewise Deterministic Processes in Biological Models*, Springer Briefs in Applied Sciences and Technology, Springer, Cham, 2017, <https://doi.org/10.1007/978-3-319-61295-9>. Springer Briefs in Mathematical Methods.
- [43] R. SCHOLES AND S. ARCHER, *Tree-grass interactions in savannas*, Annual review of Ecology and Systematics, 28 (1997), pp. 517–544, <https://doi.org/10.1146/annurev.ecolsys.28.1.517>.
- [44] A. C. STAVER, S. ARCHIBALD, AND S. LEVIN, *Tree cover in sub-saharan africa: rainfall and fire constrain forest and savanna as alternative stable states*, Ecology, 92 (2011), pp. 1063–1072, <https://doi.org/10.1890/10-1684.1>.
- [45] A. D. SYNODINOS, B. TIETJEN, D. LOHMANN, AND F. JELTSCH, *The impact of inter-annual rainfall variability on african savannas changes with mean rainfall*, Journal of theoretical biology, 437 (2018), pp. 92–100, <https://doi.org/10.1016/j.jtbi.2017.10.019>.
- [46] R. A. TAYLOR, J. A. SHERRATT, AND A. WHITE, *Seasonal forcing and multi-year cycles in interacting populations: lessons from a predator-prey model*, J. Math. Biol., 67 (2013), pp. 1741–1764, <https://doi.org/10.1007/s00285-012-0612-z>.
- [47] P. TUOMINEN AND R. L. TWEEDIE, *The recurrence structure of general Markov processes*, Proc. London Math. Soc. (3), 39 (1979), pp. 554–576, <https://doi.org/10.1112/plms/s3-39.3.554>.
- [48] R. TYSON AND F. LUTSCHER, *Seasonally varying predation behavior and climate shifts are predicted to affect predator-prey cycles*, The American Naturalist, 188 (2016), pp. 539–553, <https://doi.org/10.1086/688665>.
- [49] F. VAN LANGEVELDE, C. A. VAN DE VIJVER, L. KUMAR, J. VAN DE KOPPEL, N. DE RIDDER, J. VAN ANDEL, A. K. SKIDMORE, J. W. HEARNE, L. STROOSNIJDER, W. J. BOND, ET AL., *Effects of fire and herbivory on the stability of savanna ecosystems*, Ecology, 84 (2003), pp. 337–350, [https://doi.org/10.1890/0012-9658\(2003\)084\[0337:E0FAH0\]2.0.CO;2](https://doi.org/10.1890/0012-9658(2003)084[0337:E0FAH0]2.0.CO;2).
- [50] F. VAN LANGEVELDE, C. A. D. M. VAN DE VIJVER, H. H. T. PRINS, AND T. A. GROEN, *Effects of grazing and browsing on tropical savanna vegetation*, in The Ecology of Browsing

- and Grazing II, I. J. Gordon and H. H. T. Prins, eds., Springer, 2019, pp. 237–257, https://doi.org/10.1007/978-3-030-25865-8_10.
- [51] P. A. WERNER, *Growth of juvenile and sapling trees differs with both fire season and understorey type: Trade-offs and transitions out of the fire trap in an australian savanna*, *Austral Ecology*, 37 (2012), pp. 644–657, <https://doi.org/10.1111/j.1442-9993.2011.02333.x>.
- [52] E. R. WHITE AND A. HASTINGS, *Seasonality in ecology: Progress and prospects in theory*, *Ecological Complexity*, 44 (2020), p. 100867, <https://doi.org/10.1016/j.ecocom.2020.100867>.
- [53] R. J. WILLIAMS, G. D. COOK, A. M. GILL, AND P. H. R. MOORE, *Fire regime, fire intensity and tree survival in a tropical savanna in northern australia*, *Australian Journal of Ecology*, 24 (1999), pp. 50–59, <https://doi.org/10.1046/j.1442-9993.1999.00946.x>.
- [54] I. V. YATAT DJEUMEN, Y. DUMONT, A. DOIZY, AND P. COUTERON, *A minimalistic model of vegetation physiognomies in the savanna biome*, *Ecological Modelling*, 440 (2021), p. 109381, <https://doi.org/10.1016/j.ecolmodel.2020.109381>.
- [55] I. V. YATAT DJEUMEN, A. TCHUINTÉ TAMEN, Y. DUMONT, AND P. COUTERON, *A tribute to the use of minimalistic spatially-implicit models of savanna vegetation dynamics to address broad spatial scales in spite of scarce data*, *BIOMATH*, 7 (2018), pp. 1812167, 29, <https://doi.org/10.11145/j.biomath.2018.12.167>.

PAWEŁ KLIMASARA, CHAIR OF COGNITIVE SCIENCE AND MATHEMATICAL MODELLING, UNIVERSITY OF INFORMATION TECHNOLOGY AND MANAGEMENT IN RZESZÓW, SUCHARSKIEGO 2, 35-225 RZESZÓW, POLAND

Email address: `pklimasara@wsiz.edu.pl`

MARTA TYRAN-KAMIŃSKA, INSTITUTE OF MATHEMATICS, UNIVERSITY OF SILESIA IN KATOWICE, BANKOWA 14, 40-007 KATOWICE, POLAND

Email address: `marta.tyran-kaminska@us.edu.pl`