

Accurate control to run and stop chemical reactions via relaxation oscillators

Xiaopeng Shi* Chuanhou Gao* Denis Dochain**

* School of Mathematical Sciences, Zhejiang University, Hangzhou, 310058, China (e-mail: {12035033; gaochou}@zju.edu.cn)

** ICTEAM, UCLouvain, B^{at}iment Euler, avenue Georges Lema^{tre} 4-6, 1348 Louvain-la-Neuve, Belgium (e-mail: denis.dochain@uclouvain.be)

Abstract: Regulation of multiple reaction modules is quite common in molecular computation and deep learning networks construction through chemical reactions, as is always a headache for that sequential execution of modules goes against the intrinsically parallel nature of chemical reactions. Precisely switching multiple reaction modules both on and off acts as the core role in programming chemical reaction systems. Unlike setting up physical compartments or adding human intervention signals, we adopt the idea of chemical oscillators based on relaxation oscillation, and assign corresponding clock signal components into the modules that need to be regulated. This paper mainly demonstrates the design process of oscillators under the regulation task of three modules, and provides a suitable approach for automatic termination of the modules cycle. We provide the simulation results at the level of ordinary differential equation and ensure that equations can be translated into corresponding chemical reaction networks.

Keywords: Relaxation Oscillation, Chemical Reaction Network, Dynamical System, cycle termination

1. INTRODUCTION

The engineering of biological systems is usually based on modular and hierarchical design, wherein a system is described as composition of simpler subsystems whose properties are fully understood (Qian et al. (2018)). The resulting molecular computation can not avoid a key problem, that is, how can subsystems (or modules) be automatically sequenced and continue to perform their respective functions after being splintered into a whole system. A naive idea is to set up physical compartments to separate the modules (Blount et al. (2017)), but this does not always work in a biochemical context, especially when applied to cellular programming and synthetic gene circles (Qian et al. (2018)). Another design that is more suitable for biochemical environment is to build chemical oscillators in order to generate periodic intervention clock signals (Jiang et al. (2011); Vasić et al. (2020); Arredondo and Lakin (2022); Shi and Gao (2022)). These intervention signals serve in the biochemical system as catalysts and regulate the switch of the module according to the periodic fluctuations of their concentrations.

Just like stability and persistence in chemical and biological environment (Zhang et al. (2022); Zhang and Gao (2020)), oscillation, as a critical dynamical property, has also been studied for a long time (Tyson (2013); Forger (2017); Gonze and Ruoff (2021)). When it comes to design chemical oscillators to switch modules, we have a harsh choice of how the oscillation behaves. The chemical oscillator models used in many previous works either lack a clear understanding of the oscillation mechanism (Jiang

et al. (2011)), or are too radical in the choice of parameters and initial values (Arredondo and Lakin (2022)). In the practical requirements of programming chemical reactions, we often need to have a clear grasp of the period of the clock signals, and this determines how to allocate a reasonable execution time for a module according to the speed at which the reactions in the module reach equilibrium. Choice of parameters and initial concentration of components also need to have certain manoeuvrability and robustness in practice. Another problem is that most work introducing chemical oscillators only consider how to make the oscillator guide the cycle of modules to occur, while few pay attention on termination of cycle.

In our module design, each chemical reaction module corresponds to a calculation instruction similar to the one in computer science (Vasić et al. (2020)), and the clock signal demarcates the execution order of these reaction instructions, so cycle termination is an integral part of the instruction. However, it is natural that an oscillation cannot terminate itself, otherwise it would not be an oscillation. We need to prepare a strategy for the system to terminate oscillations on its own while introducing chemical oscillators for module regulation. In our previous work, we proposed a chemical oscillator structure based on relaxation oscillation, and obtained satisfactory results in the oscillation mechanism and parameter selection (Shi and Gao (2022)). However, that work only focused on the adjustment task of two modules and failed to solve the problem of automatic cycle termination well. In this article we explain that the number of cycle executions should also be calibrated separately as a reaction module, so the

regulation task faced by chemical oscillators is intrinsically multi-module, which is also common in biological environment.

Our discussion expands from ordinary differential equations (ODEs) for which we select the appropriate oscillator based on the oscillatory structure of the ODEs system. We require that the state points of ODEs that correspond to concentration of chemical components, are in the first quadrant, and then values of these elements corresponding to intervention signals can sufficiently go close to zero on the low amplitude segment. Based on these considerations, we choose relaxation oscillation as the basic architecture of our model. On the one hand, it is easy to make corresponding design based on the clear oscillation mechanism, and on the other hand, it helps to guarantee the robustness of the oscillators (Krupa and Szmolyan (2001)). Besides, we try to ensure that the established ODEs are in specific polynomial form so that they can be translated back into chemical reaction networks (CRNs) through *mass-action kinetics*. Research on properties of chemical reaction networks and their computational power has also been fruitful (Wu et al. (2020); Fages et al. (2017); Chalk et al. (2019); Vasić et al. (2020)). DNA strand displacement cascades can be utilized to finally implement CRNs into real chemistry (Soloveichik et al. (2010)), so our work focuses on the design of oscillators at the dynamical system level.

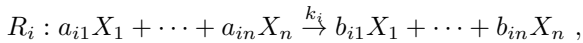
This paper is organized as follows. Basic concepts about CRN and our relaxation oscillator model is given in II. Section III exhibits the main results of constructing relaxation oscillators for three modules and approach for cycle termination. Finally, section IV is dedicated to conclusion and discussion of the whole paper.

2. BASIC CONCEPT

In this section, some basic concepts of CRNs and relaxation oscillator model we use are provided.

2.1 Chemical Reaction Networks

Chemical reaction networks often consist of n species X_1, \dots, X_n and m reactions R_1, \dots, R_m in which a reaction is just like



for k_i is the rate constant of this reaction.

It is customary to refer to species by a capital letter and to denote the concentration of that species by the corresponding lowercase letter. For example, $x_1 = x_1(t)$ refers to concentration of species X_1 along time t . Then the kinetic model of species set X_1, \dots, X_n can be expressed as

$$\dot{\mathbf{x}} = \Gamma \cdot v(\mathbf{x}) .$$

where Γ usually refers to coefficient matrix and satisfies $\Gamma_{ij} = b_{ij} - a_{ij}$, while rate function $v(\mathbf{x})$ depends on kinetic assumption. With *mass-action kinetics*, the rate function is $v(\mathbf{x}) = (k_1 \prod_{i=1}^n x_i^{a_{i1}}, \dots, k_m \prod_{i=1}^n x_i^{a_{im}})^\top$.

It is important to underline that the kinetic assumption we choose restrict the expression of ODEs to polynomials with specific rules. Therefore, special attention should be paid when designing the oscillator model. Obviously, there is no

reaction network corresponds to equation like $\dot{x} = x - y$ for that species X cannot be consumed if it fails to appear in the left of reaction (Hangos and Szederkényi (2011)). we modify the possible similar structures when designing the relaxation oscillator model, as we will exhibit in the next subsection.

2.2 Relaxation Oscillator Model

Relaxation Oscillations are a type of periodic solutions found in singular systems and ubiquitous in systems modelling chemical and biological phenomena (Mishchenko (2013); Murray (2002); Epstein and Pojman (1998)), related research on complex dynamic behavior, including canard explosion (Krupa and Szmolyan (2001)) and synchronization (Fernández-García and Vidal (2020)), is also flourished. Relaxation oscillation is robust to the initial point selection, while we still have to adapt the common relaxation oscillation structure to suit our design needs. Another worth noticing is that relaxation oscillators can not directly satisfy the requirements for intervention signals, as it is difficult to get the oscillator close enough to zero in the low amplitude segment. Based on these considerations, we adjust the structure of the 2-dimension relaxation oscillation model and couple it with a symmetric truncated subtraction operation system. Model presented in this paper is similar to the one we constructed in (Shi and Gao (2022)) as follows:

$$\begin{aligned} \frac{dx}{dt} &= \eta_1(-x^3 + 6x^2 - 9x + 5 - y)x/\epsilon , \\ \frac{dy}{dt} &= \eta_1(x - \rho)y , \\ \frac{du}{dt} &= \eta_2(p - u - cuv) , \\ \frac{dv}{dt} &= \eta_2(x - v - cuv) . \end{aligned} \quad (1)$$

Subsystem \sum_{xy} is a specific relaxation oscillation model rewritten from (Krupa and Szmolyan (2001)) in which we uniformly multiply the corresponding variable on the right side of ODEs to satisfy the requirement of transforming the equation back into CRN according to *mass-action kinetics*. The equilibrium points thus introduced do not affect the expression of the phase plane portrait in the strictly first quadrant which is shown in Fig.1. Parameter ϵ is small enough to ensure the existence of relaxation oscillation whose trajectory converges to the one consisting of both solid and dashed red lines in Fig.1. Parameter η_1 and ρ respectively control overall length of oscillatory period of x and the ratio between high and low amplitude segments.

Subsystem \sum_{uv} is a truncated subtraction module adjusted from the one in (Vasić et al. (2020)). We use this subsystem to set the value of x close to zero at low amplitudes via a large enough parameter c . The structure of the subsystem \sum_{uv} shows a certain degree of symmetry, so as to ensure that u and v can act as a pair of symmetric clock signals while they are affected by the oscillatory element x and oscillate along with it (See (Shi and Gao (2022))). Parameters η_2 and p determine the response and amplitudes of u and v .

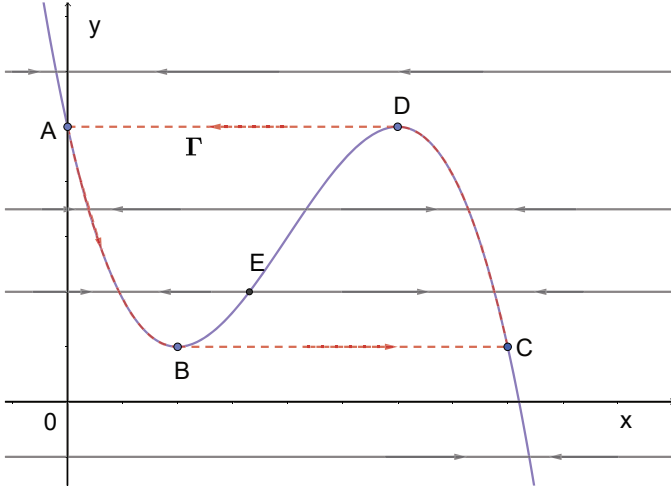


Fig. 1. Phase plane portrait of subsystem Σ_{xy} .

What needs to be emphasized is that we only restrict the value of the parameters to a certain extent, and each parameter is chosen to be explained accordingly. However, selection of initial points is free for that as long as point E is avoided (see Fig.1), the initial points in the first quadrant will cause the trajectory to converge to the periodic orbit of relaxation oscillation (Shi and Gao (2022)). This ensures the feasibility of our oscillator model in practical applications. With $\eta_1 = 0.1, \epsilon = 0.001, \rho = 2.1, \eta_2 = 10, p = 2, c = 5000$ and initial point $(1, 1, 0, 0)$, we get the simulation diagram in Fig.2.

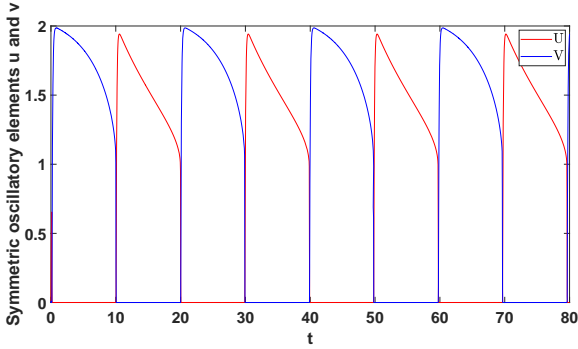
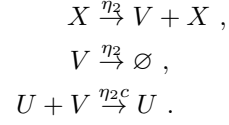
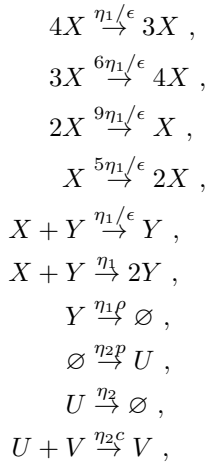


Fig. 2. Simulation diagram of u and v .

Corresponding CRNs are shown as follows:



and in the end of this subsection, we repeat the definition of (symmetric) clock signals just like (Shi and Gao (2022)).

Definition 1. A species U is called clock signal for that its concentration $u(t)$ oscillates over time, which reaches zero or close enough during some part in a oscillation period and immediately goes beyond zero during the rest.

Definition 2. A pair of clock signals U and V are called symmetric for that when U oscillates to zero or close enough, V goes strictly beyond zero, and vice versa.

3. MAIN RESULTS

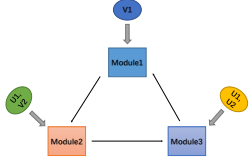
In this section, we try to take advantage of system (1) and build oscillators for multiple reaction modules regulation. We view the designed oscillators as a mean of controlling the chemical system so that the chemical reactions, which are otherwise scattered and simultaneous, proceed in the desired order and terminate at any time we want. In principle, our design idea is applicable to any number of reaction modules regulation, but for simplicity of discussion, we only demonstrate the construction process of oscillators in the context of three modules regulation.

3.1 Relaxation Oscillators for Three Modules

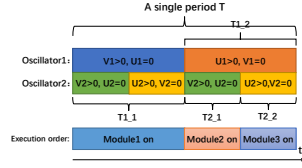
In (Shi and Gao (2022)), we tackled with the loop of two modules and used a pair of symmetric clock signals U and V according to elements u and v in system (1). When it turns to three modules and even more, an intuitive idea is to decompose the regulation task and construct several pairs of clock signals. Assume that we have three modules to be cycled as $Module_1$, $Module_2$ and $Module_3$, and in each loop these three modules perform the corresponding operations in turn (We shall provide a specific example in the next subsection). We can easily image that two pairs of clock signals have separately been constructed as system (1), then we utilize species V_1 as catalyst for overall reactions in $Module_1$ while U_1 for overall reactions in both $Module_2$ and $Module_3$. So in the first half of each period, concentration of V_1 (so as v_1 in ODEs) is strictly positive which starts $Module_1$, while concentration of U_1 goes close to zero, shutting down $Module_2$ and $Module_3$. Situation is reversed in the second half of the period. Based on this, we just call for the other pair of clock signals U_2 and V_2 to control the sequence of $Module_2$ and $Module_3$ when $Module_1$ is shutting down. We give a schematic diagram for this in Fig.3.

Obviously, an important prerequisite for this idea to work is that the period of u and v in system (1) can be regulated. The following Proposition 1 is given to estimate this period.

Proposition 1. With ϵ small enough and a large η_2 , the period of u and v in system (1) is estimated as $T_1 + T_2$ as follows:



(a) Schematic diagram of the clock signals inserted into the corresponding modules.



(b) Schematic diagram of module execution order.

Fig. 3. Schematic diagram for three-module regulation in a single period T .

$$T_1 \approx \int_4^3 \frac{-3x^2 + 12x - 9}{\eta_1(x - \rho)(-x^3 + 6x^2 - 9x + 5)} dx ,$$

$$T_2 \approx \int_0^1 \frac{-3x^2 + 12x - 9}{\eta_1(x - \rho)(-x^3 + 6x^2 - 9x + 5)} dx .$$

Proof 1. Theorem 4.2 in (Shi and Gao (2022)) provides a strict form of period of x as

$$T_1 = \int_{x_A}^{x_m} \frac{(f'(x) - \frac{d\psi_1}{dx}(x, \epsilon))dx}{\eta_1(x + \mu(f(x) - \psi_1(x, \epsilon)) + \lambda)(f(x) - \psi_1(x, \epsilon))} ,$$

$$T_2 = \int_{x_C}^{x_M} \frac{(f'(x) + \frac{d\psi_2}{dx}(x, \epsilon))dx}{\eta_1(x + \mu(f(x) + \psi_2(x, \epsilon)) + \lambda)(f(x) + \psi_2(x, \epsilon))} ,$$

which corresponds to subsystem \sum_{xy} as

$$\frac{dx}{dt} = \eta_1(f(x) - y)x/\epsilon ,$$

$$\frac{dy}{dt} = \eta_1(x - \rho)y ,$$

and put some constraints on the expression of $f(x)$. While in this paper we uniformly let $f(x) = -x^3 + 6x^2 - 9x + 5$, then the lower and upper bounds of the integral also correspond to specific values. Terms about ψ_i ($i = 1, 2$) are closely related to the periodic orbit of the relaxation oscillation, which are controlled by parameter ϵ . As a rough estimate of the period, we make sure that the error caused by erasing these terms is acceptable by picking a small enough ϵ . So the expression of T_1 and T_2 can be directly used as an approximate estimate of the period of x in system (1).

It is quite difficult to estimate the period of u and v directly in their subsystem, so we set two parameters to control the effect of coupling oscillation: Large enough c makes every instantaneous equilibrium of u (or v) in the subsystem approximate the maximum value between $p - x$ (or $x - \rho$) and 0. Large enough η_2 ensure that u and v response quickly towards the oscillation of x , showing almost synchronous changes. In fact, subsystem generating u and v is a symmetrical modification to the subtraction module used in (Vasić et al. (2020)), we can therefore expect our reaction module to converge exponentially quickly as they claimed, though neither we nor they found the analytical solution. However, under appropriate parameter declarations, we directly utilize T_1 and T_2 exhibited in Proposition 1 to estimate period of our oscillators u and v . ■

What is clear by Proposition 1 is that under the structure of system (1), parameter ρ influences the ratio T_1/T_2 and

T_i ($i = 1, 2$) is inversely proportional to η_1 . Now let us come back to our original aim. We construct another system (1) with a doubled η_2 , clock signals U_2 and V_2 emerge and whose period is exactly half the one of U_1 and V_1 . The complete system designed to generate whole clock signals for three-module regulation is concluded as follows:

$$\begin{aligned} \frac{dx_1}{dt} &= \eta_1(-x_1^3 + 6x_1^2 - 9x_1 + 5 - y_1)x_1/\epsilon , \\ \frac{dy_1}{dt} &= \eta_1(x_1 - \rho)y_1 , \\ \frac{du_1}{dt} &= \eta_2(p - u_1 - cu_1v_1) , \\ \frac{dv_1}{dt} &= \eta_2(x_1 - v_1 - cu_1v_1) , \\ \frac{dx_2}{dt} &= 2\eta_1(-x_2^3 + 6x_2^2 - 9x_2 + 5 - y_2)x_2/\epsilon , \\ \frac{dy_2}{dt} &= 2\eta_1(x_2 - \rho)y_2 , \\ \frac{du_2}{dt} &= \eta_2(p - u_2 - cu_2v_2) , \\ \frac{dv_2}{dt} &= \eta_2(x_2 - v_2 - cu_2v_2) . \end{aligned} \quad (2)$$

$$(3)$$

System above generates two pairs of clock signals U_1, V_1 and U_2, V_2 . To regulate the sequence of three modules, we put species v_1 into overall reactions in *Module1* as catalyst, both U_1 and U_2 into overall reactions in *Module2* and last, both U_1 and V_2 into overall reactions in *Module3* as catalyst. We present an example of module regulation, as well as accurate cycle termination in molecular computation in the next subsection. In the numerical simulation, we choose $\epsilon = 0.001$ and $\eta_2 = 10$, with other parameters same in previous section, oscillation periods can be easily compared in Fig.4.

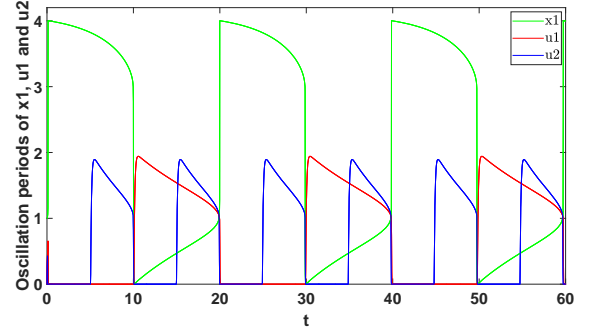


Fig. 4. Compare between periods of x, u and v .

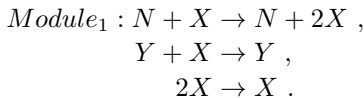
3.2 Cycle Termination Based on Multi-module Regulation

Cycle termination of chemical reaction modules means shutting down all reactions under appropriate circumstances. In the related work of molecular computation and designing deep learning networks through chemical reactions (Arredondo and Lakin (2022); Vasić et al. (2020)), we usually intercept the concentration of some species in the system at a specific moment as the system output. So in addition to inserting in intervention signals to guide the reactions in order, we also need to provide a solution for shutting down all the reactions, and to some extent, forcing the reaction system to stop. Our cycle termination

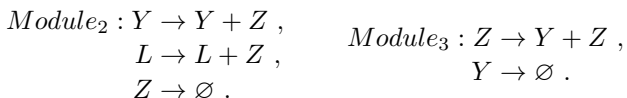
strategy is to track the number of cycles performed with a particular species, and when the number reaches a pre-determined value, concentration of this species returns to zero, thereby shutting down all the reactions catalyzed by it.

In our previous work, we tried to make cycle of the two modules stop automatically after a preset number n of executions, so we first constructed a truncated subtraction module with exponential velocity to complete convergence, this module was then used to produce a component that measures the instantaneous difference between the counting unit x_1 in our counter model and n , and finally we added this component into overall modules. After the given number n of loops, the component would reach zero as we supposed, turning the whole system down. While, although the truncated subtraction module we designed maintained an exponential rate of convergence, it still caused that the component measuring the difference could not respond to the concentration increase of counting unit x_1 with no error, modules to be shut down would therefore continue to perform operations for a short time after the n th cycle. This paper provides a better approach to solve this problem.

First, we recall our counter model and truncated subtraction module in previous work. We sort the following truncated subtraction module as $Module_1$. In this module, species X is just the component to measure the difference between counter unit Y and the given loop time N .



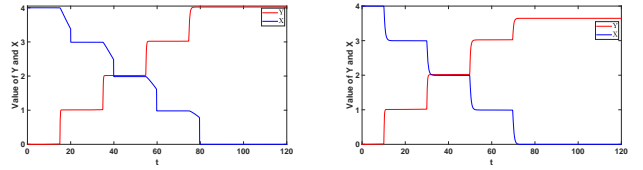
Our counter model consists of following two modules as $Module_2$ and $Module_3$, species L acts as a constant, then result of the sequential execution of these two modules is the self-increment of Y 's value (often expressed as concentration in the context of chemistry).



Then ODEs for this three-module model are concluded as follows:

$$\begin{aligned} \frac{dx}{dt} &= \eta_3(n - y - x)xv_1 , \\ \frac{dy}{dt} &= \eta_4(z - y)u_1u_2x , \\ \frac{dz}{dt} &= \eta_4(y + 1 - z)u_1v_2x . \end{aligned} \quad (4)$$

Elements u_1 , u_2 , v_1 and v_2 come from our oscillatory system, parameters η_3 and η_4 control convergence speed of corresponding ODE. Combine clock signals with modules to be regulated, with $\eta_1 = 0.1, \epsilon = 0.001, \rho = 2.1, \eta_2 = 10, p = 2, c = 5000, \eta_3 = 500, n = 4, \eta_4 = 1$, and initial point $(x_1, y_1, u_1, v_1, x_2, y_2, u_2, v_2, x, y, z) = (1, 1, 0, 0, 1, 1, 0, 0, 4, 0, 0)$, we get the simulation diagram for counter unit Y and auxiliary unit X in Fig.5 (a). Our aim is to stop the counter unit Y from self-increment after $n = 4$ loops and compared with Fig.5 (b), which is our previous result in (Shi and Gao (2022)), cycle termination in this paper has a more accurate result.



(a) Result in this paper.

(b) Result of our previous work.

Fig. 5. Simulation diagram for counter unit Y and auxiliary unit X .

In principle, our oscillator regulation mechanism is suitable for the regulation task of arbitrarily number of modules, and we outline the general points as following proposition:

Proposition 2. For adjustment task of m ($m \in \mathbb{Z}_+, m \geq 2$) reaction modules:

- Our oscillator model uses system (1) as the underlying architecture to generate each pair of symmetric clock signals and system (4) as the cycle termination mechanism. Since we have to put in a separate module like the $Module_1$ to track the number of loops, we are actually dealing with regulation of $m + 1$ modules sorted as $Module_1, Module_2, \dots, Module_{m+1}$. So we need m oscillators as system (2), system (3) and so on to fit together.
- Our oscillators decompose the multi-module regulation task and the k th oscillator is specifically used to regulate the execution order of $Module_k$ and the large module composed of $Module_{k+1}, \dots, Module_{m+1}$ ($1 \leq k \leq m$). And the period of these m oscillators is halved successively, that is to say, the period of clock signals U_k and V_k should decay to $\frac{1}{2^{k-1}}$ of the one of U_1 and V_1 .
- We continue to use species Y , Z and X mentioned in the previous subsection as the components for counting and terminating cycle, and let the clock signal U_1, V_1, U_2 and V_2 guide the normal operation of this counter model as system (4) in parallel while regulating the execution order of the target module. Thus, the cycle time of the complete $m + 1$ modules is determined by the period of U_1 and V_1 .
- Our clock signals participate in module regulation with the form of catalyst, so they do not affect the exponential convergence of the original reaction modules.

We omit the further explanation of above proposition and the complete expression of CRNs, and leave the related tasks of the actual chemical experiments to the DNA strand displacement cascades (Soloveichik et al. (2010)).

4. CONCLUSION

Design of our chemical oscillators is modular to a certain extent, subsystem exhibiting relaxation oscillation assembles with truncated subtraction modules, producing clock signals we want. Our oscillators can be viewed as a control for synthetic biology with the idea of engineering modularity (Qian et al. (2018)), or exactly run and stop chemical

reactions. And different from the model mentioned in (Vasić et al. (2020)) and (Arredondo and Lakin (2022)), we pay more attention on mechanism for generating oscillation. Our model is able to change the amplitude and period of oscillators according to the specific regulatory needs and is more robust towards the selection of parameters and initial points.

This paper demonstrates an example of construct chemical oscillators for three modules by superimposing two relaxation oscillators whose periods are multiples of each other. What calls for special attention is that the periods of oscillators corresponding to the three modules are not exactly same. Actually, *Module*₁ has twice the execution time of *Module*₂ and *Module*₃. Setting their execution times to be exactly the same is difficult to achieve in our model, while it is also unnecessary. In practice we just need to make sure that the period of oscillator covers the time required for whole CRNs in each module to reach equilibrium, which can be guaranteed by controlling the parameters.

Compared with our previous work, this paper extends the regulation mechanism applicable to two modules to any finite-multiple module regulation task. In principle, the regulation of multiple modules can be regarded as nesting of multiple sets of two-module regulation task, so that the corresponding clock signals can be constructed by our two-dimensional relaxation oscillation model. Since actual computational designs often involve the regulation of multiple modules (as we have demonstrated, even regulation of two modules is expanded to three modules to ensure accuracy), our generic design based on multiple modules is necessary. We sacrifice some precision in the estimation of the clock signal periods, although the results are still satisfactory from the simulation level. To enhance the accuracy, also in order to control the scale of whole oscillator model, we will try to build a better underlying oscillation structure in future work, including using a higher dimensional oscillator which can directly generate more groups of symmetrical clock signals to replace the two-dimensional relaxation oscillation, and find a more accurate calculation method of the periods.

ACKNOWLEDGEMENTS

This work was funded by the National Nature Science Foundation of China under Grant 12071428 and 62111530247, and the Zhejiang Provincial Natural Science Foundation of China under Grant LZ20A010002.

REFERENCES

Arredondo, D. and Lakin, M.R. (2022). Supervised learning in a multilayer, nonlinear chemical neural network. *IEEE Transactions on Neural Networks and Learning Systems*, 1–12. doi:10.1109/TNNLS.2022.3146057.

Blount, D., Banda, P., Teuscher, C., and Stefanovic, D. (2017). Feedforward chemical neural network: An in silico chemical system that learns xor. *Artificial life*, 23(3), 295–317.

Chalk, C., Kornerup, N., Reeves, W., and Soloveichik, D. (2019). Composable rate-independent computation in continuous chemical reaction networks. *IEEE/ACM*

Transactions on Computational Biology and Bioinformatics, 18(1), 250–260.

Epstein, I.R. and Pojman, J.A. (1998). *An introduction to nonlinear chemical dynamics: oscillations, waves, patterns, and chaos*. Oxford university press.

Fages, F., Guludec, G.L., Bournez, O., and Pouly, A. (2017). Strong turing completeness of continuous chemical reaction networks and compilation of mixed analog-digital programs. In *International conference on computational methods in systems biology*, 108–127. Springer.

Fernández-García, S. and Vidal, A. (2020). Symmetric coupling of multiple timescale systems with mixed-mode oscillations and synchronization. *Physica D: Nonlinear Phenomena*, 401, 132129.

Forger, D.B. (2017). Biological clocks, rhythms, and oscillations: the theory of biological timekeeping.

Gonze, D. and Ruoff, P. (2021). The goodwin oscillator and its legacy. *Acta Biotheoretica*, 69(4), 857–874.

Hangos, K. and Szederkényi, G. (2011). Mass action realizations of reaction kinetic system models on various time scales. In *Journal of Physics: Conference Series*, volume 268, 012009. IOP Publishing.

Jiang, H., Riedel, M., and Parhi, K. (2011). Synchronous sequential computation with molecular reactions. In *Proceedings of the 48th Design Automation Conference*, 836–841.

Krupa, M. and Szmolyan, P. (2001). Relaxation oscillation and canard explosion. *Journal of Differential Equations*, 174(2), 312–368.

Mishchenko, E. (2013). *Differential equations with small parameters and relaxation oscillations*, volume 13. Springer Science & Business Media.

Murray, J.D. (2002). *Mathematical biology: I. An introduction*. Springer.

Qian, Y., McBride, C., and Del Vecchio, D. (2018). Programming cells to work for us. *Annual Review of Control, Robotics, and Autonomous Systems*, 1, 411–440.

Shi, X. and Gao, C. (2022). Design of universal chemical relaxation oscillator to control molecular computation. *arXiv preprint arXiv:2209.03033*.

Soloveichik, D., Seelig, G., and Winfree, E. (2010). Dna as a universal substrate for chemical kinetics. *Proceedings of the National Academy of Sciences*, 107(12), 5393–5398.

Tyson, J.J. (2013). *The belousov-zhabotinskii reaction*, volume 10. Springer Science & Business Media.

Vasić, M., Soloveichik, D., and Khurshid, S. (2020). Crn++: Molecular programming language. *Natural Computing*, 19(2), 391–407.

Wu, S., Lu, Y., and Gao, C. (2020). Lyapunov function partial differential equations for stability analysis of a class of chemical reaction networks. *IFAC-PapersOnLine*, 53(2), 11509–11514.

Zhang, X. and Gao, C. (2020). Persistence of delayed complex balanced chemical reaction networks. *IEEE Transactions on Automatic Control*, 66(4), 1658–1669.

Zhang, X., Gao, C., and Dochain, D. (2022). On stability of two kinds of delayed chemical reaction networks. *arXiv preprint arXiv:2204.02781*.