

Intriguing Properties of Compression on Multilingual Models

Kelechi Ogueji*

University of Waterloo
kjogueji@uwaterloo.ca

Orevaoghene Ahia

University of Washington
oahia@cs.washington.edu

Gbemileke Onilude

Cohere For AI Community
lekeonilude@gmail.com

Sebastian Gehrmann

Google Research
gehrmann@google.com

Sara Hooker

Cohere For AI
sarahooker@cohere.com

Julia Kreutzer

Google Research
jkreutzer@google.com

Abstract

Multilingual models are often particularly dependent on scaling to generalize to a growing number of languages. Compression techniques are widely relied upon to reconcile the growth in model size with real world resource constraints, but compression can have a disparate effect on model performance for low-resource languages. It is thus crucial to understand the trade-offs between scale, multilingualism, and compression. In this work, we propose an experimental framework to characterize the impact of sparsifying multilingual pre-trained language models during fine-tuning. Applying this framework to mBERT named entity recognition models across 40 languages, we find that compression confers several intriguing and previously unknown generalization properties. In contrast to prior findings, we find that compression may improve model robustness over dense models. We additionally observe that under certain sparsification regimes compression may aid, rather than disproportionately impact the performance of low-resource languages.

1 Introduction

Scaling language models benefits multilingual settings, since it is difficult to maintain performance across a growing number of languages at a constant model size, a property also called the “curse of multilinguality” (Conneau and Lample, 2019; Conneau et al., 2020; Artetxe and Schwenk, 2019). However, the extent of growth in language model (LM) size (Radford et al., 2019; Brown et al., 2020; Zhang et al., 2022; Chowdhery et al., 2022) has made deployment to resource-constrained environments much more challenging (Warden and Situnayake, 2019; Samala et al., 2018; Treviso et al., 2022). To benefit from the performance gains conferred by scale, efficiency techniques that reduce model size

while maintaining comparable aggregate performance are widely used, such as quantization (Shen et al., 2020), compression (Michel et al., 2019; Laganas et al., 2021) and distillation (Tsai et al., 2019; Sanh et al., 2019; Pu et al., 2021).

While most compression techniques have minimal impact on aggregate performance numbers (Gale et al., 2019; Li et al., 2020; Hou et al., 2020; Chen et al., 2021; Bai et al., 2020; ab Tessler et al., 2021), the impact on individual sub-populations in the data, such as low-resource languages, can be far more severe (Hooker et al., 2019; Hooker et al., 2020; Ahia et al., 2021). Disparities in resource availability become more apparent at larger scale, both in terms of data and deployment resource availability. This makes compression all the more necessary, but also motivates a thorough consideration of the subsequent impact of compression on generalization.

In this work, we develop an experimental framework to investigate *the impact of compression during fine-tuning of pre-trained multilingual models* which we apply to Named Entity Recognition (NER) across 40 languages of the WikiAnn benchmark (Pan et al., 2017). We study the impact of compression on groups of languages across multiple dimensions—resourcedness, script, and language family—and evaluate the sensitivity of models to input perturbations along these groupings.

This leads us to discover the following *intriguing properties*: (1) Lower-performing languages disproportionately suffer under extreme levels of sparsity, as pruning amplifies disparities. However, low-resource languages present an intriguing *flip-flop* moment, where their performance may benefit from medium regimes of sparsity. (2) We find that dense models overfit to typical test cases, achieving a close-to-0 F1 score on slightly perturbed inputs, while compression can recover close to the original test performance. Our results stand in contrast to previous work that find that sparsity erodes robust-

Work was done while at Google Research.

ness, suggesting more work is needed to understand the dynamics between compression and robustness. (3) The choice to prune model embeddings can completely negate the two benefits described in the previous observations, showing the importance of comparing the two cases in future analyses.

2 Related Work

The “curse-of-multilinguality” creates a trade-off between number of languages and size of a model (Conneau et al., 2020). However, training smaller models supporting fewer languages may not always be feasible (Abdaoui et al., 2020). Compressing large models has been shown to combat the curse, either by compressing the pre-trained model (Tsai et al., 2019; Sanh et al., 2019), or by compressing during finetuning, as in our case. While many studies investigate the impact of pruning on aggregate metrics in monolingual pre-trained LMs (Sanh et al., 2020; Goyal et al., 2020; Gordon et al., 2020; Budhraj et al., 2020; Sajjad et al., 2020; Lagunas et al., 2021; Xu et al., 2021; Du et al., 2021a; Ganesh et al., 2021), fewer works focus on multilingual settings (Mukherjee and Hassan Awadallah, 2020; Ansell et al., 2022). Yet, prior analyses find a disparate effect of removing attention heads or model layers on languages and language families distant from the training data in NER (Ma et al., 2021; Budhraj et al., 2021), demonstrating the importance of looking into sub-populations as we do in this study. Concurrent work (Mohammadshahi et al., 2022b) explores compression on multilingual machine translation models, and find that while under-represented languages suffer extreme performance drop, some medium-resource language benefit from compression. However, unlike our proposed framework, they perform this study without additional fine-tuning after compression.

Studies that compare the robustness of compressed and dense models further find that compression may lead to erosion of performance on “challenging” samples and poor generalization (Ahia et al., 2021; Du et al., 2021a; Xu et al., 2021), a finding that we expand on and connect to language resourcedness. The technique we use to study robustness expands on studies that perturb training (Yaseen and Langer, 2021; Dai and Adel, 2020) or evaluation data (Dhole et al., 2021) in NER by introducing perturbations specific to languages, language families, and scripts.

3 Methodology

Data We conduct our experiments on WikiAnn (Pan et al., 2017), a multilingual NER dataset. WikiAnn was sourced from Wikipedia articles and automatically annotated with LOC (location), PER (person), and ORG (organisation) labels in the IOB2 format (Ramshaw and Marcus, 1995). It is considered a “silver standard” due to its automatic entity labels and noise (Lignos et al., 2022), but with its 176 languages it covers the most languages of any NER dataset. We focus our experiments on the 40 languages from the XTREME benchmark (Hu et al., 2020), with train-test splits defined by Rahimi et al. (2019). These training sets were built with stratified sampling to create a balance across entity types (Lignos et al., 2022), and are thus a subset of the total available data from the original WikiAnn. Table 1 lists language codes in ISO 639-1 and their available training data for fine-tuning.

Perturbations We test the robustness of compressed models by perturbing named entities in the test set. Previous work (Du et al., 2021a) show that sparse pretrained language models are less robust than their dense equivalents when evaluated on adversarial test sets, even when they perform similarly on in-distribution test sets. We adopt a data perturbation technique from Dai and Adel (2020) called *entity mention replacement*; an entity is randomly swapped with another entity of the same type (example sentences shown in App. D). We first perturb entities within same language for all the languages in our dataset (in-language). Secondly, we propose a new benchmark appropriate for testing the *cross-lingual robustness* of multilingual models on our downstream task. We perturb entities across different languages that share common linguistic properties. In particular, we group languages by family and script and perturb entities across languages within the same group (in-script, in-family).

Model We use the cased multilingual BERT (mBERT) (Devlin et al., 2019) for all our experiments because it is one of the most widely used and studied multilingual LMs (e.g., Pires et al., 2019; Rönnqvist et al., 2019; Wu and Dredze, 2019; Wang et al., 2020; Chi et al., 2020).¹ mBERT is

¹While XLM-R (Conneau et al., 2020) and others may perform better, the availability of fine-grained mBERT results through XTREME (Hu et al., 2020) allowed us to start from

| # Sent. | Languages | Pretr. Token % |
|---------|--|----------------|
| 100 | <u>j</u> v, my, <u>y</u> o | 0.05 |
| 1000 | kk, <u>s</u> w, <u>t</u> e | 0.19 |
| 5000 | <u>a</u> f, <u>h</u> i, mr | 0.21 |
| 10000 | <u>b</u> n, <u>e</u> u, ka, m1, t1 | 0.23 |
| 15000 | et, ta | 0.31 |
| 20000 | ar, bg, de, e1, <u>e</u> n, es, fa, fi fr, he, hu, id, it, ja, ko, ms n1, pt, ru, th, tr, ur, vi, <u>z</u> h | 2.93 |

Table 1: Data sizes and languages for WikiAnn and average representation for mBERT pre-training. The underlined languages are used for a comparison with monolingual fine-tuning.

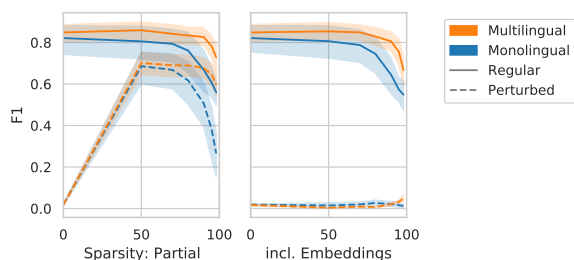


Figure 1: **Monolingual vs Multilingual:** F1 for monolingual and multilingual fine-tuning under regular and perturbed test conditions (in-language), averaged across languages (shaded areas: standard deviation).

trained on Wikipedia data from 104 languages, has approximately 177 million parameters, and a vocabulary size of around 120,000. We finetune mBERT by appending a linear classification layer to the model and updating all its parameters. Full hyperparameters are listed in App. A.1.

We evaluate the impact of sparsity in two settings: 1) In the monolingual setting we fine-tune on individual languages. For this setting, we select 10 languages with different available data size, language family and scripts (see Table 1). 2) In the multilingual setting we jointly fine-tune on all languages. We train all models with three random seeds, and evaluate F1 using seqeval (Nakayama, 2018) on the individual languages’ evaluation data. We report mean results across runs after computing the micro-average F1 scores across entity classes.

Pruning We induce sparsity by applying Iterative Magnitude Pruning (IMP) (Han et al., 2015, 2016) during fine-tuning. IMP iteratively removes weights that are below a certain threshold until a desired target sparsity is reached. IMP is widely used and competitive with far more compute intensive parameters that replicate the prior results.

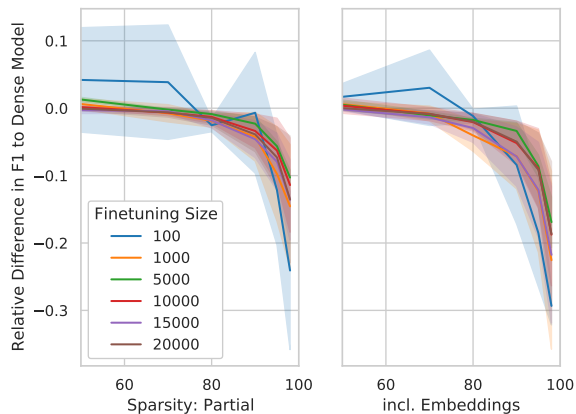


Figure 2: **Dense vs Sparse:** Mean relative difference in F1 for sparse multilingual models compared to the dense model. Results are averaged for languages grouped according to fine-tuning size.

sive approaches (Gale et al., 2019; Gordon et al., 2020; Du et al., 2021b; Ganesh et al., 2021), while allowing us to sparsify to an exact level. We compare two pruning strategies: 1) partial where we prune all dense layers except for embedding layers, 2) incl. embeddings where we prune all dense weights including embedding layers. Embeddings make up more than half (91M) of the 177M parameters in mBERT, while dense weights make up the rest. Hence, pruning embeddings allows us to significantly reduce the number of mBERT parameters. We consider five sparsity levels: 50%, 70%, 80%, 90%, 95% and 98%, corresponding to the percentage of weights pruned (hyperparameters in App. A.2). Preliminary experiments were conducted with lower sparsity levels (10%-40%) and yielded similar findings to those at moderate sparsity levels (50%-70%), motivating the sparsity intervals chosen. The chosen sparsity levels also align with general best practice in sparsity evaluation as presented in previous works. Moderate to high sparsity levels (50%+) are necessary for efficiency gains in the real-world and are usually studied in literature (Gale et al., 2019; Ahia et al., 2021; Ganesh et al., 2021).

4 Results and Discussion

4.1 Multilingual vs. Monolingual

Corroborating prior work on multilingual NER (Hu et al., 2020; Adelani et al., 2021), we find that the multilingual setting generally outperforms the monolingual one. Lower-resource languages tend

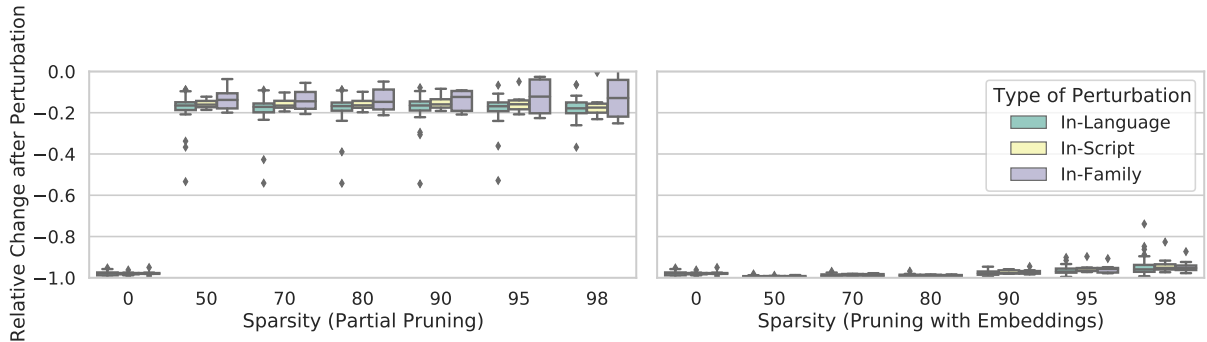


Figure 3: **Regular vs Perturbed:** We show the aggregated results across all languages after perturbation at different sparsity levels. Without pruning, the model performs poorly, which is overcome by partial pruning, but not pruning with embeddings. The relative performance drop is consistent across all pruning levels above 0.

to benefit more from crosslingual transfer.² We find that this finding holds under sparsity – multilingual models achieve higher F1 than monolingual models not only in the dense setting, but *across all sparsity levels*, as shown in Figure 1.³ At high sparsity levels, the loss in quality that is generally incurred is considerably lower for multilingual models. This suggests that when high levels of compression are necessary (e.g. for inference efficiency needs), *multilingual training should be preferred to monolingual training*, as it could help offset some of the erosion in the performance caused by the compression. Thus, we conclude that the benefits of *cross-lingual transfer are not inhibited by pruning*, and perhaps are even *more pronounced at a lower capacity* (Dufter and Schütze, 2020) for certain languages.

4.2 Impact of pruning across languages

Figure 2 displays the relative differences in F1 score between dense and sparse models across languages, grouped according to fine-tuning size.⁴ At moderate sparsity levels (50%–70%), partial pruning surprisingly improves over the dense models, in particular those with less fine-tuning data. The majority of languages (26 out of 40) *benefit from moderate pruning* and yield slightly higher F1 with pruning than without. All three datasets with only 100 fine-tuning examples (yo, my, jv) benefit. This suggests that moderate pruning may benefit

²Kappa’s $\tau = 0.39$ between multilingual gain and fine-tuning size for dense models.

³The three exceptions are Afrikaans (af) at 0% sparsity (-0.003), Hindi (hi) at 50% sparsity (-0.01) for partial pruning, and Yoruba (yo) at 98% sparsity (-0.07) for pruning including the embeddings.

⁴A value of -0.1 means that this sparse model reaches 90% quality of the dense model, averaged across the languages within the same size bucket.

low-resource datasets when introduced during a finetuning regime. However, at high sparsity levels (70%–98%), the findings reverse. Those languages that have a lower frequency of representation in the finetuning dataset incur the highest absolute and relative loss in quality. We can observe the same trend when grouping languages according to their family or script, respectively (see Fig. 4 and 5 in App. B). The groups that start with the lowest average performance under the dense model, also suffer the most under extreme sparsity.

In conclusion, *moderate pruning levels should be explored for low-resource languages* since they may benefit such languages. This is especially important since models for low-resourced languages are often deployed in resource-constrained environments§ (Ahia and Ogueji, 2020; Nekoto et al., 2020; Ahia et al., 2021; Ogueji et al., 2021; Mohammadshahi et al., 2022a). Also, since *high sparsity levels reinforce existing disparities* (as measured by model performance and data availability) between languages and language groups, it is imperative that *practitioners pay attention to possible disparities when sparsifying models*.

4.3 How does pruning impact robustness?

Figure 3 shows the relative performance on the perturbed sets as a fraction of the corresponding unperturbed performance. Across all perturbation types, the dense model performs poorly, indicating that the model may have overfit to typical entities and the semantic context that appear in the training corpora.⁵ Surprisingly, *partial pruning at any level*

⁵Fig 9 shows that entity overlap between train and test set and model performance are correlated. This is particularly obvious for the highest (e.g., (bn, ur, ms)) and lowest performing languages (e.g., (my, yo, jv)). This may explain the poor

(shown left) improves upon the performance of the dense model. This finding disagrees with some prior works (Du et al., 2021a; Hooker et al., 2019; Schwag et al., 2019) which find sparsity erodes different measures of robustness. However, the finding agrees with some other works. For example, Xu et al. (2021) found that pruning and post-training quantization improve BERT models’ robustness to adversarial examples. Furthermore, Ahia et al. (2021) find that magnitude pruning improves model robustness to out-of-distribution shifts in machine translation. Despite the contradictions, our work represents an important step in understanding the impact of pruning on robustness, especially since we are one of the firsts to explore it multilingually. Interestingly, our findings are consistent across all perturbation types as their scope increases from languages (in-language) to scripts (in-script) and families (in-family). This suggests that sparsity can be explored as an avenue to improve robustness as has been explored in previous works (Xu et al., 2021; Ahia et al., 2021).

However, pruning the embeddings makes a crucial difference for the perturbed test cases. While pruning the embeddings does not matter for regular test set (see Figure 2), we observe the same severe drop in performance on the perturbed test-set as for the dense model. This suggests that including *model embeddings when pruning sharply erodes performance* on out-of-distribution rare artefacts, prompting a closer look into what is pruned in the embedding space and the *potential impact of sparsifying different parts of a model*.

5 Conclusion

This work investigates the effects of compression on multilingual pre-trained language models during fine-tuning. Our analysis revealed several intriguing properties of pruning that should inform future work in this direction: (1) Pruning dense layers up to $\sim 70\%$ may improve quality for low-frequency examples in the data and enhance model robustness. (2) The decision to prune embeddings may have critical impact on model robustness to out-of-distribution performance. (3) While low-performing languages benefit from moderate pruning, they are disproportionately harmed when pruning more aggressively. Based on these intriguing properties, we also make several recommendations to machine learning practitioners.

performance of dense models on the perturbed test sets.

Limitations

We detail the following potential limitations of our work:

Noisy dataset: Lignos et al. (2022) shed light on several quality issues of the WikiAnn dataset that we are treating as a gold standard. Our results might thus not adequately reflect NER performance that can be achieved with cleaner and human-annotated datasets, such as the MasakhaNER (Adelani et al., 2021) or SADiLaR (Eiselen, 2016). Since the perturbations are based on the WikiAnn labels, we might be amplifying the existing label noise for the perturbed test sets and as a result underestimate model quality on clean perturbed examples. We try to combat the randomness by averaging results across three separate runs, but any issues intrinsic to WikiAnn will likely impact all three.

Other Multilingual Models and Downstream tasks:

Multilingual pre-trained models such as XLM-R (Conneau et al., 2020) might yield a better performance or show slightly different trends across languages (Adelani et al., 2021). Other downstream tasks, especially generation tasks, might tolerate different levels of sparsity, and also show different crosslingual transfer capabilities (Wu and Dredze, 2019; Hu et al., 2020). However, since fine-grained prior results on the same WikiAnn splits were not available to us, we restricted the analysis to mBERT where we could verify that we can replicate the results reported by XTREME.

Evaluation metrics: We use F1 as the sole evaluation metric and trust it to reflect quality adequately across languages. Human evaluation and the use of qualitative evaluation metrics might reflect the quality for individual languages better.

Unknown factors influencing performance:

The absolute performance for a given language can be influenced by many factors including size, family and script, relatedness to other languages, and the inherent difficulty of the NER task and the evaluation examples, as studied in related works (e.g., Pires et al., 2019; Wu and Dredze, 2020; Shaffer, 2021; Adelani et al., 2021; Muller et al., 2021; Deshpande et al., 2021). As a result, it is impossible to identify the exact cause for all our observations and we have to partially rely on correlational analyses.

References

- Kale ab Tessera, Sara Hooker, and Benjamin Rosman. 2021. [Keep the gradients flowing: Using gradient flow to study sparse network optimization.](#)
- Amine Abdaoui, Camille Pradel, and Grégoire Sigel. 2020. [Load what you need: Smaller versions of multilingual BERT.](#) In *Proceedings of SustaiNLP: Workshop on Simple and Efficient Natural Language Processing*, pages 119–123, Online. Association for Computational Linguistics.
- David Ifeoluwa Adelani, Jade Abbott, Graham Neubig, Daniel D’souza, Julia Kreutzer, Constantine Lignos, Chester Palen-Michel, Happy Buzaaba, Shruti Rijhwani, Sebastian Ruder, Stephen Mayhew, Israel Abebe Azime, Shamsuddeen H. Muhammad, Chris Chinenye Emezue, Joyce Nakatumba-Nabende, Perez Ogayo, Aremu Anuoluwapo, Catherine Gitau, Derguene Mbaye, Jesujoba Alabi, Seid Muhie Yimam, Tajuddeen Rabiu Gwadabe, Ignatius Ezeani, Rubungo Andre Niyongabo, Jonathan Mukiibi, Verrah Otiende, Iroro Orife, Davis David, Samba Ngom, Tosin Adewumi, Paul Rayson, Mofetoluwa Adeyemi, Gerald Muriuki, Emmanuel Anebi, Chiamaka Chukwuneke, Nkiruka Odu, Eric Peter Wairagala, Samuel Oyerinde, Clemencia Siro, Tobius Saul Bateesa, Temilola Oloyede, Yvonne Wambui, Victor Akinode, Deborah Nabagereka, Maurice Katusiime, Ayodele Awokoya, Mouhamadane MBOUP, Dibora Gebreyohannes, Henok Tilaye, Kelechi Nwaike, Degaga Wolde, Abdoulaye Faye, Blessing Sibanda, Orevaoghene Ahia, Bonaventure F. P. Dossou, Kelechi Ogueji, Thierno Ibrahima DIOP, Abdoulaye Diallo, Adewale Akinfaderin, Tendai Marengereke, and Salomey Osei. 2021. [MasakhaNER: Named entity recognition for African languages.](#) *Transactions of the Association for Computational Linguistics*, 9:1116–1131.
- Orevaoghene Ahia, Julia Kreutzer, and Sara Hooker. 2021. [The low-resource double bind: An empirical study of pruning for low-resource machine translation.](#) In *Findings of the Association for Computational Linguistics: EMNLP 2021*, pages 3316–3333, Punta Cana, Dominican Republic. Association for Computational Linguistics.
- Orevaoghene Ahia and Kelechi Ogueji. 2020. [Towards supervised and unsupervised neural machine translation baselines for nigerian pidgin.](#) *ArXiv*, abs/2003.12660.
- Alan Ansell, Edoardo Ponti, Anna Korhonen, and Ivan Vulić. 2022. [Composable sparse fine-tuning for cross-lingual transfer.](#) In *Proceedings of the 60th Annual Meeting of the Association for Computational Linguistics (Volume 1: Long Papers)*, pages 1778–1796, Dublin, Ireland. Association for Computational Linguistics.
- Mikel Artetxe and Holger Schwenk. 2019. [Massively multilingual sentence embeddings for zero-shot cross-lingual transfer and beyond.](#) *Transactions of the Association for Computational Linguistics*, 7:597–610.
- Haoli Bai, Wei Zhang, Lu Hou, Lifeng Shang, Jing Jin, X. Jiang, Qun Liu, Michael R. Lyu, and Irwin King. 2020. [Binarybert: Pushing the limit of bert quantization.](#) *ArXiv*, abs/2012.15701.
- Tom B. Brown, Benjamin Mann, Nick Ryder, Melanie Subbiah, Jared Kaplan, Prafulla Dhariwal, Arvind Neelakantan, Pranav Shyam, Girish Sastry, Amanda Askell, Sandhini Agarwal, Ariel Herbert-Voss, Gretchen Krueger, T. J. Henighan, Rewon Child, Aditya Ramesh, Daniel M. Ziegler, Jeff Wu, Clemens Winter, Christopher Hesse, Mark Chen, Eric Sigler, Mateusz Litwin, Scott Gray, Benjamin Chess, Jack Clark, Christopher Berner, Sam McCandlish, Alec Radford, Ilya Sutskever, and Dario Amodei. 2020. [Language models are few-shot learners.](#) *ArXiv*, abs/2005.14165.
- Aakriti Budhreja, Madhura Pande, Pratyush Kumar, and Mitesh M. Khapra. 2021. [On the prunability of attention heads in multilingual bert.](#) *ArXiv*, abs/2109.12683.
- Aakriti Budhreja, Madhura Pande, Preksha Nema, Pratyush Kumar, and Mitesh M. Khapra. 2020. [On the weak link between importance and prunability of attention heads.](#) In *Proceedings of the 2020 Conference on Empirical Methods in Natural Language Processing (EMNLP)*, pages 3230–3235, Online. Association for Computational Linguistics.
- Xiao-Han Chen, Yu Cheng, Shuohang Wang, Zhe Gan, Zhangyang Wang, and Jing jing Liu. 2021. [Earlybert: Efficient bert training via early-bird lottery tickets.](#) *ArXiv*, abs/2101.00063.
- Ethan A. Chi, John Hewitt, and Christopher D. Manning. 2020. [Finding universal grammatical relations in multilingual BERT.](#) In *Proceedings of the 58th Annual Meeting of the Association for Computational Linguistics*, pages 5564–5577, Online. Association for Computational Linguistics.
- Aakanksha Chowdhery, Sharan Narang, Jacob Devlin, Maarten Bosma, Gaurav Mishra, Adam Roberts, Paul Barham, Hyung Won Chung, Charles Sutton, Sebastian Gehrmann, Parker Schuh, Kensen Shi, Sasha Tsvyashchenko, Joshua Maynez, Abhishek B Rao, Parker Barnes, Yi Tay, Noam M. Shazeer, Vinodkumar Prabhakaran, Emily Reif, Nan Du, Benton C. Hutchinson, Reiner Pope, James Bradbury, Jacob Austin, Michael Isard, Guy Gur-Ari, Pengcheng Yin, Toju Duke, Anselm Levskaya, Sanjay Ghemawat, Sunipa Dev, Henryk Michalewski, Xavier García, Vedant Misra, Kevin Robinson, Liam Fedus, Denny Zhou, Daphne Ippolito, David Luan, Hyeontaek Lim, Barret Zoph, Alexander Spiridonov, Ryan Sepassi, David Dohan, Shivani Agrawal, Mark Omernick, Andrew M. Dai, Thanumalayan Sankaranarayanan Pillai, Marie Pellat, Aitor Lewkowycz, Erica Oliveira Moreira, Rewon Child, Oleksandr Polozov, Katherine Lee, Zongwei Zhou, Xuezhi Wang,

- Brennan Saeta, Mark Diaz, Orhan Firat, Michele Catasta, Jason Wei, Kathleen S. Meier-Hellstern, Douglas Eck, Jeff Dean, Slav Petrov, and Noah Fiedel. 2022. Palm: Scaling language modeling with pathways. *ArXiv*, abs/2204.02311.
- Alexis Conneau, Kartikay Khandelwal, Naman Goyal, Vishrav Chaudhary, Guillaume Wenzek, Francisco Guzmán, Edouard Grave, Myle Ott, Luke Zettlemoyer, and Veselin Stoyanov. 2020. [Unsupervised cross-lingual representation learning at scale](#). In *Proceedings of the 58th Annual Meeting of the Association for Computational Linguistics*, pages 8440–8451, Online. Association for Computational Linguistics.
- Alexis Conneau and Guillaume Lample. 2019. [Cross-lingual language model pretraining](#). In *Advances in Neural Information Processing Systems*, volume 32. Curran Associates, Inc.
- Xiang Dai and Heike Adel. 2020. [An analysis of simple data augmentation for named entity recognition](#). In *Proceedings of the 28th International Conference on Computational Linguistics*, pages 3861–3867, Barcelona, Spain (Online). International Committee on Computational Linguistics.
- Ameet Deshpande, Partha Talukdar, and Karthik Narasimhan. 2021. [When is BERT multilingual? isolating crucial ingredients for cross-lingual transfer](#). *CoRR*, abs/2110.14782.
- Jacob Devlin, Ming-Wei Chang, Kenton Lee, and Kristina Toutanova. 2019. [BERT: Pre-training of deep bidirectional transformers for language understanding](#). In *Proceedings of the 2019 Conference of the North American Chapter of the Association for Computational Linguistics: Human Language Technologies, Volume 1 (Long and Short Papers)*, pages 4171–4186, Minneapolis, Minnesota. Association for Computational Linguistics.
- Kaustubh D Dhole, Varun Gangal, Sebastian Gehrmann, Aadish Gupta, Zhenhao Li, Saad Mahamood, Abinaya Mahendiran, Simon Mille, Ashish Srivastava, Samson Tan, et al. 2021. [NL-augmenter: A framework for task-sensitive natural language augmentation](#). *arXiv preprint arXiv:2112.02721*.
- Mengnan Du, Subhabrata Mukherjee, Yu Cheng, Milad Shokouhi, Xia Hu, and Ahmed Hassan Awadallah. 2021a. [What do compressed large language models forget? robustness challenges in model compression](#). *CoRR*, abs/2110.08419.
- Mengnan Du, Subhabrata Mukherjee, Yu Cheng, Milad Shokouhi, Xia Hu, and Ahmed Hassan Awadallah. 2021b. [What do compressed large language models forget? robustness challenges in model compression](#). *ArXiv*, abs/2110.08419.
- Philipp Dufter and Hinrich Schütze. 2020. [Identifying elements essential for BERT’s multilinguality](#). In *Proceedings of the 2020 Conference on Empirical Methods in Natural Language Processing (EMNLP)*, pages 4423–4437, Online. Association for Computational Linguistics.
- Roald Eiselen. 2016. [Government domain named entity recognition for South African languages](#). In *Proceedings of the Tenth International Conference on Language Resources and Evaluation (LREC’16)*, pages 3344–3348, Portorož, Slovenia. European Language Resources Association (ELRA).
- Trevor Gale, Erich Elsen, and Sara Hooker. 2019. [The state of sparsity in deep neural networks](#). *CoRR*, abs/1902.09574.
- Trevor Gale, Erich Elsen, and Sara Hooker. 2019. [The State of Sparsity in Deep Neural Networks](#). *arXiv e-prints*, page arXiv:1902.09574.
- Prakhar Ganesh, Yao Chen, Xin Lou, Mohammad Ali Khan, Yin Yang, Hassan Sajjad, Preslav Nakov, Deming Chen, and Marianne Winslett. 2021. [Compressing large-scale transformer-based models: A case study on BERT](#). *Transactions of the Association for Computational Linguistics*, 9:1061–1080.
- Mitchell Gordon, Kevin Duh, and Nicholas Andrews. 2020. [Compressing BERT: Studying the effects of weight pruning on transfer learning](#). In *Proceedings of the 5th Workshop on Representation Learning for NLP*, pages 143–155, Online. Association for Computational Linguistics.
- Saurabh Goyal, Anamitra R. Choudhury, Saurabh Rajee, Venkatesan T. Chakaravarthy, Yogish Sabharwal, and Ashish Verma. 2020. [Power-bert: Accelerating bert inference via progressive word-vector elimination](#). In *ICML*.
- Song Han, Huizi Mao, and William J. Dally. 2016. [Deep compression: Compressing deep neural networks with pruning, trained quantization and Huffman coding](#).
- Song Han, Jeff Pool, John Tran, and William J. Dally. 2015. [Learning both weights and connections for efficient neural networks](#). In *Proceedings of the 28th International Conference on Neural Information Processing Systems - Volume 1, NeurIPS’15*, pages 1135–1143, Cambridge, MA, USA. MIT Press.
- Sara Hooker, Aaron Courville, Gregory Clark, Yann Dauphin, and Andrea Frome. 2019. [What Do Compressed Deep Neural Networks Forget?](#) *arXiv e-prints*, page arXiv:1911.05248.
- Sara Hooker, Nyalleng Moorosi, Gregory Clark, Samy Bengio, and Emily Denton. 2020. [Characterising bias in compressed models](#).
- Lu Hou, Lifeng Shang, X. Jiang, and Qun Liu. 2020. [Dynabert: Dynamic bert with adaptive width and depth](#). *ArXiv*, abs/2004.04037.

- Junjie Hu, Sebastian Ruder, Aditya Siddhant, Graham Neubig, Orhan Firat, and Melvin Johnson. 2020. [Xtreme: A massively multilingual multi-task benchmark for evaluating cross-lingual generalization](#). *CoRR*, abs/2003.11080.
- François Lagunas, Ella Charlaix, Victor Sanh, and Alexander Rush. 2021. [Block pruning for faster transformers](#). In *Proceedings of the 2021 Conference on Empirical Methods in Natural Language Processing*, pages 10619–10629, Online and Punta Cana, Dominican Republic. Association for Computational Linguistics.
- Bei Li, Ziyang Wang, H. Liu, Quan Du, Tong Xiao, Chunliang Zhang, and Jingbo Zhu. 2020. Learning light-weight translation models from deep transformer. *ArXiv*, abs/2012.13866.
- Constantine Lignos, Nolan Holley, Chester Palen-Michel, and Jonne Sälevä. 2022. [Toward more meaningful resources for lower-resourced languages](#). In *Findings of the Association for Computational Linguistics: ACL 2022*, pages 523–532, Dublin, Ireland. Association for Computational Linguistics.
- Ilya Loshchilov and Frank Hutter. 2019. Decoupled weight decay regularization. In *ICLR*.
- Weicheng Ma, Kai Zhang, Renze Lou, Lili Wang, and Soroush Vosoughi. 2021. [Contributions of transformer attention heads in multi- and cross-lingual tasks](#). In *Proceedings of the 59th Annual Meeting of the Association for Computational Linguistics and the 11th International Joint Conference on Natural Language Processing (Volume 1: Long Papers)*, pages 1956–1966, Online. Association for Computational Linguistics.
- Paul Michel, Omer Levy, and Graham Neubig. 2019. Are sixteen heads really better than one? *Advances in neural information processing systems (NeurIPS)*, 32.
- Alireza Mohammadshahi, Vassilina Nikoulina, Alexandre Berard, Caroline Brun, James Henderson, and Laurent Besacier. 2022a. Small-100: Introducing shallow multilingual machine translation model for low-resource languages. *arXiv preprint arXiv:2210.11621*.
- Alireza Mohammadshahi, Vassilina Nikoulina, Alexandre Berard, Caroline Brun, James Henderson, and Laurent Besacier. 2022b. What do compressed multilingual machine translation models forget? *arXiv preprint arXiv:2205.10828*.
- Subhabrata Mukherjee and Ahmed Hassan Awadallah. 2020. [XtremeDistil: Multi-stage distillation for massive multilingual models](#). In *Proceedings of the 58th Annual Meeting of the Association for Computational Linguistics*, pages 2221–2234, Online. Association for Computational Linguistics.
- Benjamin Muller, Antonios Anastasopoulos, Benoît Sagot, and Djamé Seddah. 2021. [When being unseen from mBERT is just the beginning: Handling new languages with multilingual language models](#). In *Proceedings of the 2021 Conference of the North American Chapter of the Association for Computational Linguistics: Human Language Technologies*, pages 448–462, Online. Association for Computational Linguistics.
- Hiroki Nakayama. 2018. [sequeval: A python framework for sequence labeling evaluation](#). Software available from <https://github.com/chakki-works/sequeval>.
- Wilhelmina Nekoto, Vukosi Marivate, Tshinondiwa Matsila, Timi Fasubaa, Taiwo Fagbohunge, Solomon Oluwole Akinola, Shamsuddeen Muhammad, Salomon Kabongo Kabenamualu, Salomey Osei, Freshia Sackey, Rubungo Andre Niyongabo, Ricky Macharm, Perez Ogayo, Orevaoghene Ahia, Musie Meressa Berhe, Mofetoluwa Adeyemi, Masabata Mokgesi-Seling, Lawrence Okegbemi, Laura Martinus, Kolawole Tajudeen, Kevin Degila, Kelechi Ogueji, Kathleen Siminyu, Julia Kreutzer, Jason Webster, Jamiil Toure Ali, Jade Abbott, Iroro Orife, Ignatius Ezeani, Idris Abdulkadir Dangana, Herman Kamper, Hady Elsahar, Goodness Duru, Ghollah Kioko, Murhabazi Espoir, Elan van Biljon, Daniel Whitenack, Christopher Onyefuluchi, Chris Chinenye Emezue, Bonaventure F. P. Dossou, Blessing Sibanda, Blessing Bassey, Ayodele Olabiyi, Arshath Ramkilowan, Alp Öktem, Adewale Akinfaderin, and Abdallah Bashir. 2020. [Participatory research for low-resourced machine translation: A case study in African languages](#). In *Findings of the Association for Computational Linguistics: EMNLP 2020*, pages 2144–2160, Online. Association for Computational Linguistics.
- Kelechi Ogueji, Yuxin Zhu, and Jimmy Lin. 2021. [Small data? no problem! exploring the viability of pretrained multilingual language models for low-resourced languages](#). In *Proceedings of the 1st Workshop on Multilingual Representation Learning*, pages 116–126, Punta Cana, Dominican Republic. Association for Computational Linguistics.
- Xiaoman Pan, Boliang Zhang, Jonathan May, Joel Nothman, Kevin Knight, and Heng Ji. 2017. [Cross-lingual name tagging and linking for 282 languages](#). In *Proceedings of the 55th Annual Meeting of the Association for Computational Linguistics (Volume 1: Long Papers)*, pages 1946–1958, Vancouver, Canada. Association for Computational Linguistics.
- Telmo Pires, Eva Schlinger, and Dan Garrette. 2019. [How multilingual is multilingual BERT?](#) In *Proceedings of the 57th Annual Meeting of the Association for Computational Linguistics*, pages 4996–5001, Florence, Italy. Association for Computational Linguistics.
- Amy Pu, Hyung Won Chung, Ankur Parikh, Sebastian Gehrmann, and Thibault Sellam. 2021. [Learning compact metrics for MT](#). In *Proceedings of the 2021*

- Conference on Empirical Methods in Natural Language Processing*, pages 751–762, Online and Punta Cana, Dominican Republic. Association for Computational Linguistics.
- Alec Radford, Jeff Wu, Rewon Child, David Luan, Dario Amodei, and Ilya Sutskever. 2019. Language models are unsupervised multitask learners.
- Afshin Rahimi, Yuan Li, and Trevor Cohn. 2019. **Massively multilingual transfer for NER**. In *Proceedings of the 57th Annual Meeting of the Association for Computational Linguistics*, pages 151–164, Florence, Italy. Association for Computational Linguistics.
- Lance Ramshaw and Mitch Marcus. 1995. **Text chunking using transformation-based learning**. In *Third Workshop on Very Large Corpora*.
- Samuel Rönqvist, Jenna Kanerva, Tapio Salakoski, and Filip Ginter. 2019. **Is multilingual BERT fluent in language generation?** In *Proceedings of the First NLP Workshop on Deep Learning for Natural Language Processing*, pages 29–36, Turku, Finland. Linköping University Electronic Press.
- Hassan Sajjad, Fahim Dalvi, Nadir Durrani, and Preslav Nakov. 2020. Poor man’s bert: Smaller and faster transformer models. *ArXiv*, abs/2004.03844.
- Ravi K Samala, Heang-Ping Chan, Lubomir M Hadjiiski, Mark A Helvie, Caleb Richter, and Kenny Cha. 2018. **Evolutionary pruning of transfer learned deep convolutional neural network for breast cancer diagnosis in digital breast tomosynthesis**. *Physics in Medicine & Biology*, 63(9):095005.
- Victor Sanh, Lysandre Debut, Julien Chaumond, and Thomas Wolf. 2019. Distilbert, a distilled version of bert: smaller, faster, cheaper and lighter. *arXiv preprint arXiv:1910.01108*.
- Victor Sanh, Thomas Wolf, and Alexander Rush. 2020. **Movement pruning: Adaptive sparsity by fine-tuning**. In *Advances in Neural Information Processing Systems*, volume 33, pages 20378–20389. Curran Associates, Inc.
- Vikash Sehwal, Shiqi Wang, Prateek Mittal, and Suman Jana. 2019. **Towards compact and robust deep neural networks**. *CoRR*, abs/1906.06110.
- Kyle Shaffer. 2021. **Language clustering for multilingual named entity recognition**. In *Findings of the Association for Computational Linguistics: EMNLP 2021*, pages 40–45, Punta Cana, Dominican Republic. Association for Computational Linguistics.
- Sheng Shen, Zhen Dong, Jiayu Ye, Linjian Ma, Zhewei Yao, Amir Gholami, Michael W Mahoney, and Kurt Keutzer. 2020. Q-bert: Hessian based ultra low precision quantization of bert. In *Proceedings of the AAAI Conference on Artificial Intelligence*, volume 34, pages 8815–8821.
- Marcos Treviso, Tianchu Ji, Ji-Ung Lee, Betty van Aken, Qingqing Cao, Manuel R. Ciosici, Michael Hassid, Kenneth Heafield, Sara Hooker, Pedro H. Martins, André F. T. Martins, Peter Milder, Colin Raffel, Edwin Simpson, Noam Slonim, Niranjana Balasubramanian, Leon Derczynski, and Roy Schwartz. 2022. **Efficient methods for natural language processing: A survey**.
- Henry Tsai, Jason Riesa, Melvin Johnson, Naveen Arivazhagan, Xin Li, and Amelia Archer. 2019. **Small and practical BERT models for sequence labeling**. In *Proceedings of the 2019 Conference on Empirical Methods in Natural Language Processing and the 9th International Joint Conference on Natural Language Processing (EMNLP-IJCNLP)*, pages 3632–3636, Hong Kong, China. Association for Computational Linguistics.
- Zihan Wang, Karthikeyan K, Stephen Mayhew, and Dan Roth. 2020. **Extending multilingual BERT to low-resource languages**. In *Findings of the Association for Computational Linguistics: EMNLP 2020*, pages 2649–2656, Online. Association for Computational Linguistics.
- P. Warden and D. Situnayake. 2019. *TinyML: Machine Learning with TensorFlow Lite on Arduino and Ultra-Low-Power Microcontrollers*. O’Reilly Media, Incorporated.
- Shijie Wu and Mark Dredze. 2019. **Beto, bentz, becas: The surprising cross-lingual effectiveness of BERT**. In *Proceedings of the 2019 Conference on Empirical Methods in Natural Language Processing and the 9th International Joint Conference on Natural Language Processing (EMNLP-IJCNLP)*, pages 833–844, Hong Kong, China. Association for Computational Linguistics.
- Shijie Wu and Mark Dredze. 2020. **Are all languages created equal in multilingual BERT?** In *Proceedings of the 5th Workshop on Representation Learning for NLP*, pages 120–130, Online. Association for Computational Linguistics.
- Canwen Xu, Wangchunshu Zhou, Tao Ge, Ke Xu, Julian McAuley, and Furu Wei. 2021. **Beyond preserved accuracy: Evaluating loyalty and robustness of BERT compression**. In *Proceedings of the 2021 Conference on Empirical Methods in Natural Language Processing*, pages 10653–10659, Online and Punta Cana, Dominican Republic. Association for Computational Linguistics.
- Usama Yaseen and Stefan Langer. 2021. Data augmentation for low-resource named entity recognition using backtranslation. *ArXiv*, abs/2108.11703.
- Susan Zhang, Stephen Roller, Naman Goyal, Mikel Artetxe, Moya Chen, Shuohui Chen, Christopher Dewan, Mona Diab, Xian Li, Xi Victoria Lin, Todor Mihaylov, Myle Ott, Sam Shleifer, Kurt Shuster, Daniel Simig, Punit Singh Koura, Anjali Sridhar, Tianlu Wang, and Luke Zettlemoyer. 2022. Opt: Open

pre-trained transformer language models. *ArXiv*,
abs/2205.01068.

A Hyperparameters

A.1 Fine-tuning Hyperparameters

Train epochs: 60

Optimizer: AdamW (Loshchilov and Hutter, 2019)

Learning rate: $7e-5$

Max sequence length: 512

Dropout: 0.1

Batch size:

Data size $\in \{100, 1000\}$: 8

Data size $\in \{5000\}$: 16

Data size $\in \{10000, 15000, 20000\}$: 16

A.2 Pruning Hyperparameters

Data size = 100:

pruning start step: 10

pruning end step: 60

pruning frequency: 10

Data size = 1000:

pruning start step: 100

pruning end step: 300

pruning frequency: 50

Data size $\in \{5000, 10000\}$:

pruning start step: 500

pruning end step: 1200

pruning frequency: 100

Data size = 15000:

pruning start step: 700

pruning end step: 1800

pruning frequency: 150

Data size = 20000:

pruning start step: 1000

pruning end step: 2400

pruning frequency: 200

B Additional Diagrams

Relative change for different groups of languages Figures 4 and 5 show the relative change in F1 compared to the dense model averaged across languages within the same family or with the same script, respectively, on the regular test set. Figures 6, 7 and 8 depict the corresponding results on the in-language perturbed test sets. Figure 9 shows the correlation between percentage entity overlap and F1 on dense multilingual models.

C Full Results

We present the results for individual languages on both the regular and perturbed test sets obtained via multilingual finetuning in tables 2, 3, 4 and 5

We present the results for individual languages on both the regular and perturbed test sets obtained via monolingual finetuning in tables 6, 7, 8 and 9

D Examples of Perturbed Test Sentences

We present examples of perturbed test sentences in the *in-language* setting for English (table 10) and Yoruba language table (11).

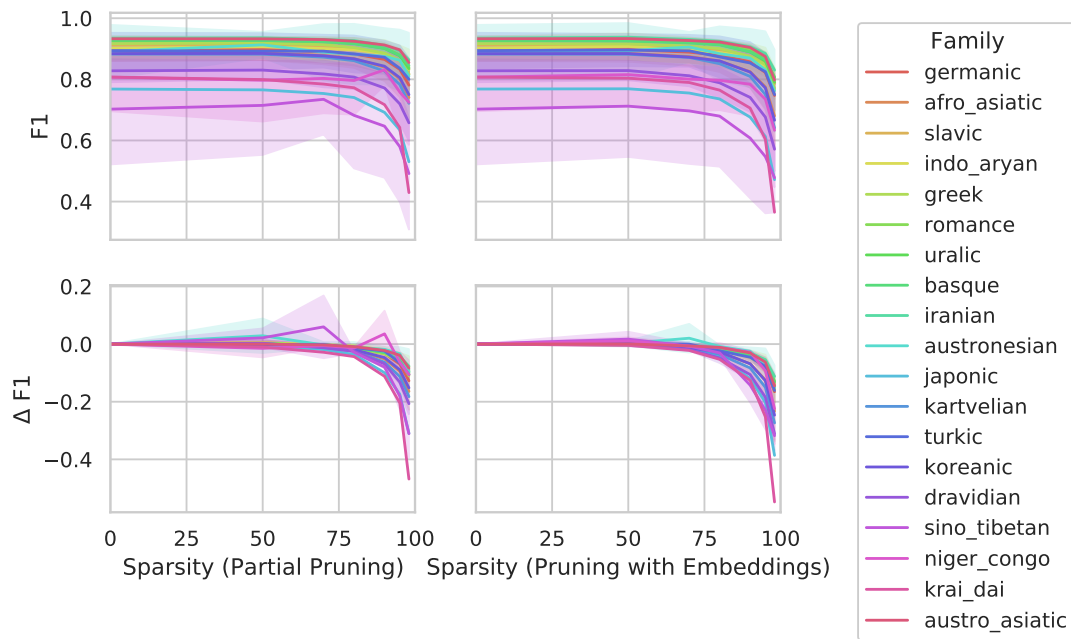


Figure 4: **Regular test:** Absolute F1 scores on top, relative differences in comparison to the dense model on the bottom. Results are averaged for languages grouped according to their *language families*. The shaded areas represent the standard deviation.

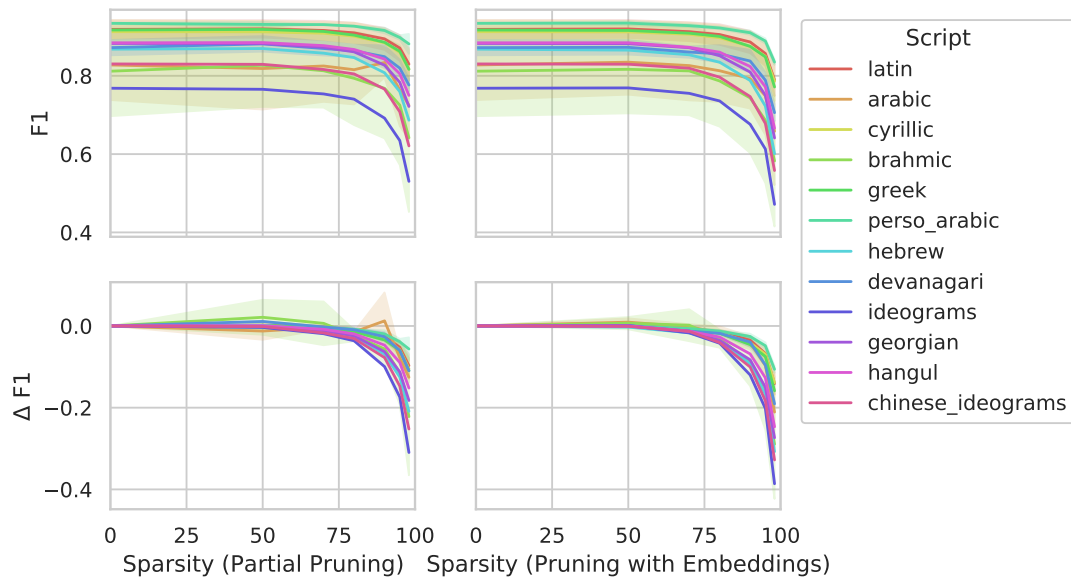


Figure 5: **Regular test:** Absolute F1 scores on top, relative differences in comparison to the dense model on the bottom. Results are averaged for languages grouped according to their *script*. The shaded areas represent the standard deviation.

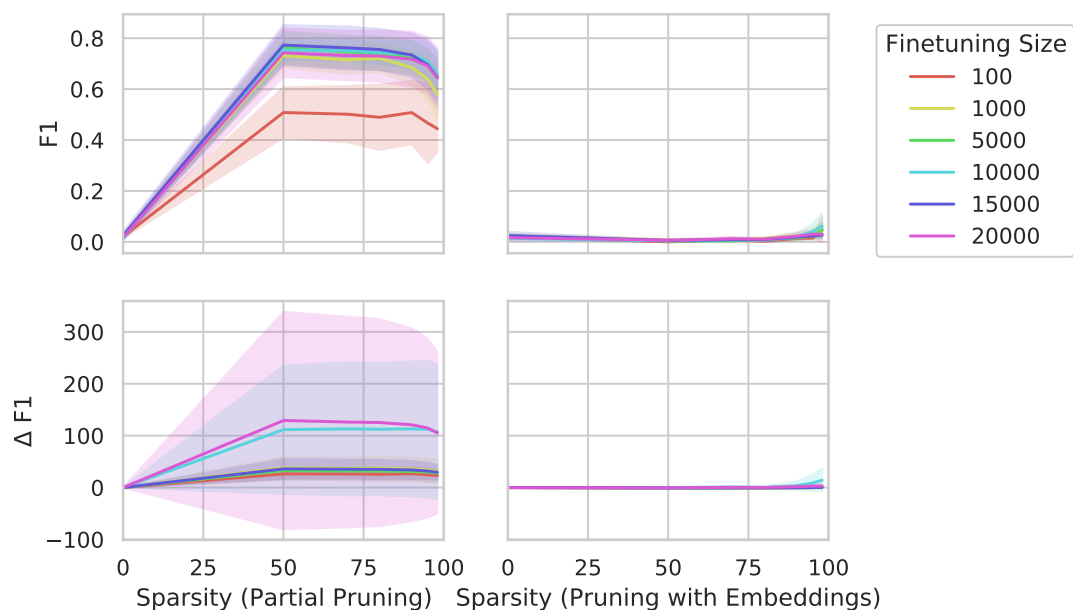


Figure 6: **In-language perturbation test:** Absolute F1 scores on top, relative differences in comparison to the dense model on the bottom. Results are averaged for languages grouped according to their *fine-tuning size*. The shaded areas represent the standard deviation.

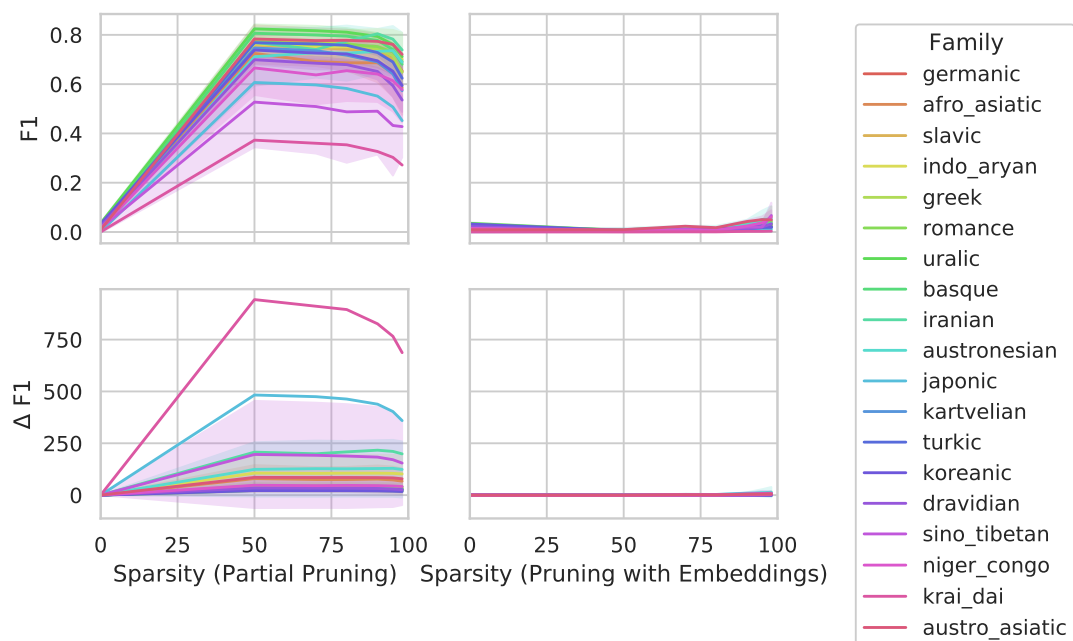


Figure 7: **In-language perturbation test:** Absolute F1 scores on top, relative differences in comparison to the dense model on the bottom. Results are averaged for languages grouped according to their *language families*. The shaded areas represent the standard deviation.

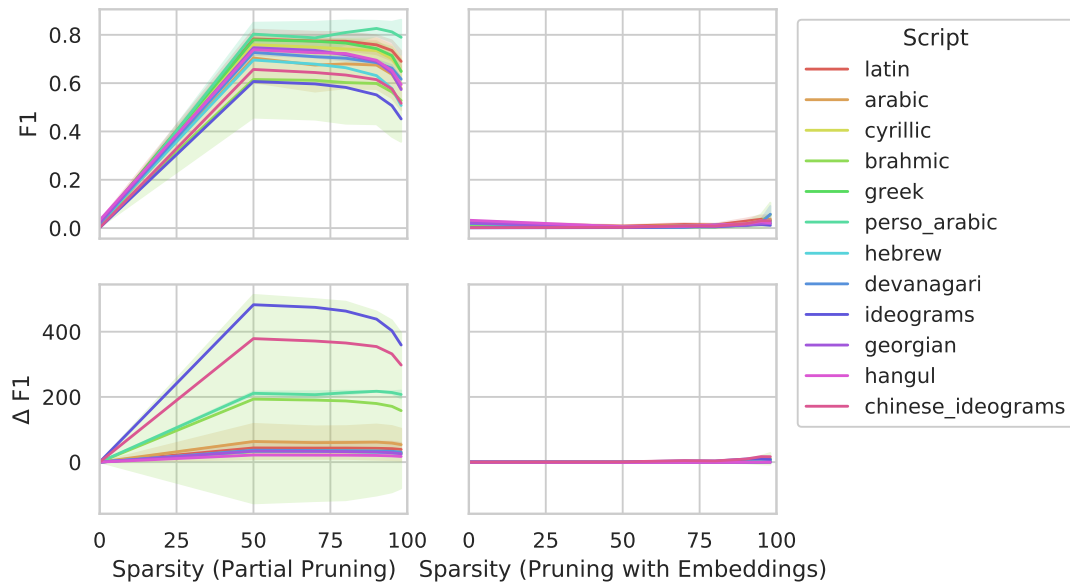


Figure 8: **In-language perturbation test:** Absolute F1 scores on top, relative differences in comparison to the dense model on the bottom. Results are averaged for languages grouped according to their *script*. The shaded areas represent the standard deviation.

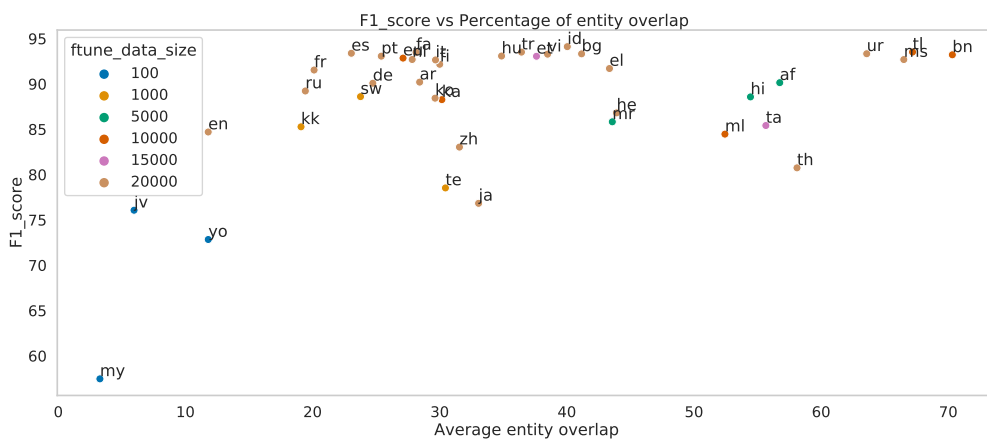


Figure 9: **Entity overlap:** Absolute F1 scores of dense multilingual model vs percentage overlap of entities between train and test set. The colors indicate the size of finetuning data per language.

| languages | 0 | 50 | 70 | 80 | 90 | 95 | 98 |
|-----------|--------|--------|--------|--------|--------|--------|--------|
| af | 0.9014 | 0.9164 | 0.9002 | 0.8944 | 0.8874 | 0.8571 | 0.8204 |
| ar | 0.9020 | 0.9033 | 0.8983 | 0.8891 | 0.8719 | 0.8447 | 0.7943 |
| bg | 0.9332 | 0.9317 | 0.9287 | 0.9253 | 0.9090 | 0.8881 | 0.8524 |
| bn | 0.9321 | 0.9360 | 0.9326 | 0.9313 | 0.9191 | 0.9032 | 0.8760 |
| de | 0.9007 | 0.9021 | 0.8968 | 0.8886 | 0.8683 | 0.8375 | 0.7823 |
| el | 0.9170 | 0.9184 | 0.9133 | 0.9039 | 0.8856 | 0.8625 | 0.8164 |
| en | 0.8470 | 0.8481 | 0.8404 | 0.8305 | 0.8036 | 0.7654 | 0.6951 |
| es | 0.9338 | 0.9346 | 0.9295 | 0.9241 | 0.9139 | 0.8952 | 0.8612 |
| et | 0.9305 | 0.9311 | 0.9283 | 0.9212 | 0.9057 | 0.8844 | 0.8433 |
| eu | 0.9285 | 0.9271 | 0.9232 | 0.9165 | 0.9016 | 0.8788 | 0.8451 |
| fa | 0.9348 | 0.9356 | 0.9305 | 0.9270 | 0.9107 | 0.8938 | 0.8634 |
| fi | 0.9217 | 0.9210 | 0.9178 | 0.9103 | 0.8918 | 0.8666 | 0.8220 |
| fr | 0.9153 | 0.9154 | 0.9109 | 0.9069 | 0.8892 | 0.8618 | 0.8168 |
| he | 0.8681 | 0.8696 | 0.8578 | 0.8466 | 0.8078 | 0.7596 | 0.6866 |
| hi | 0.8857 | 0.8955 | 0.8823 | 0.8748 | 0.8692 | 0.8348 | 0.7880 |
| hu | 0.9308 | 0.9331 | 0.9290 | 0.9214 | 0.9057 | 0.8803 | 0.8396 |
| id | 0.9411 | 0.9401 | 0.9385 | 0.9335 | 0.9247 | 0.9094 | 0.8809 |
| it | 0.9265 | 0.9261 | 0.9224 | 0.9146 | 0.8992 | 0.8721 | 0.8280 |
| ja | 0.7683 | 0.7655 | 0.7537 | 0.7404 | 0.6918 | 0.6346 | 0.5303 |
| jv | 0.7607 | 0.8505 | 0.7509 | 0.7345 | 0.7375 | 0.7138 | 0.5987 |
| ka | 0.8827 | 0.8823 | 0.8727 | 0.8612 | 0.8270 | 0.7833 | 0.7216 |
| kk | 0.8527 | 0.8510 | 0.8544 | 0.8404 | 0.8343 | 0.7834 | 0.7522 |
| ko | 0.8843 | 0.8848 | 0.8771 | 0.8672 | 0.8428 | 0.8053 | 0.7499 |
| ml | 0.8446 | 0.8462 | 0.8365 | 0.8281 | 0.7972 | 0.7505 | 0.6805 |
| mr | 0.8582 | 0.8676 | 0.8572 | 0.8530 | 0.8284 | 0.8043 | 0.7650 |
| ms | 0.9269 | 0.9219 | 0.9361 | 0.9336 | 0.9099 | 0.8965 | 0.8679 |
| my | 0.5746 | 0.6003 | 0.6532 | 0.5594 | 0.5274 | 0.4516 | 0.3622 |
| nl | 0.9269 | 0.9264 | 0.9233 | 0.9188 | 0.9013 | 0.8709 | 0.8257 |
| pt | 0.9306 | 0.9335 | 0.9292 | 0.9252 | 0.9118 | 0.8918 | 0.8516 |
| ru | 0.8922 | 0.8930 | 0.8890 | 0.8770 | 0.8598 | 0.8317 | 0.7823 |
| sw | 0.8860 | 0.8924 | 0.8837 | 0.8751 | 0.8671 | 0.8530 | 0.8231 |
| ta | 0.8541 | 0.8486 | 0.8484 | 0.8319 | 0.7984 | 0.7607 | 0.7019 |
| te | 0.7853 | 0.7958 | 0.7678 | 0.7621 | 0.7192 | 0.6483 | 0.5907 |
| th | 0.8074 | 0.7993 | 0.7845 | 0.7724 | 0.7171 | 0.6424 | 0.4293 |
| tl | 0.9352 | 0.9389 | 0.9292 | 0.9289 | 0.9287 | 0.9300 | 0.8946 |
| tr | 0.9351 | 0.9338 | 0.9301 | 0.9256 | 0.9105 | 0.8887 | 0.8478 |
| ur | 0.9333 | 0.9269 | 0.9310 | 0.9266 | 0.9208 | 0.9018 | 0.8994 |
| vi | 0.9328 | 0.9326 | 0.9302 | 0.9247 | 0.9123 | 0.8966 | 0.8549 |
| yo | 0.7284 | 0.7015 | 0.7225 | 0.7172 | 0.7956 | 0.6635 | 0.6264 |
| zh | 0.8303 | 0.8293 | 0.8162 | 0.8048 | 0.7661 | 0.7080 | 0.6209 |
| means | 0.8795 | 0.8827 | 0.8764 | 0.8667 | 0.8492 | 0.8151 | 0.7622 |
| medians | 0.9017 | 0.9093 | 0.8993 | 0.8918 | 0.8788 | 0.8551 | 0.8166 |

Table 2: F1 scores for multilingual fine-tuning on the regular data for various levels of sparsity without pruning embedding layers.

| languages | 0 | 50 | 70 | 80 | 90 | 95 | 98 |
|-----------|--------|--------|--------|--------|--------|--------|--------|
| af | 0.9014 | 0.9134 | 0.8960 | 0.8870 | 0.8810 | 0.8412 | 0.7878 |
| ar | 0.9020 | 0.9034 | 0.8955 | 0.8849 | 0.8624 | 0.8279 | 0.7593 |
| bg | 0.9332 | 0.9320 | 0.9270 | 0.9196 | 0.9018 | 0.8777 | 0.8222 |
| bn | 0.9321 | 0.9543 | 0.9359 | 0.9197 | 0.9029 | 0.8951 | 0.8078 |
| de | 0.9007 | 0.9006 | 0.8959 | 0.8854 | 0.8547 | 0.8227 | 0.7377 |
| el | 0.9170 | 0.9158 | 0.9089 | 0.9006 | 0.8752 | 0.8483 | 0.7714 |
| en | 0.8470 | 0.8491 | 0.8415 | 0.8283 | 0.7988 | 0.7604 | 0.6677 |
| es | 0.9338 | 0.9316 | 0.9275 | 0.9236 | 0.9078 | 0.8896 | 0.8377 |
| et | 0.9305 | 0.9305 | 0.9244 | 0.9172 | 0.8926 | 0.8642 | 0.7946 |
| eu | 0.9285 | 0.9260 | 0.9193 | 0.9128 | 0.8903 | 0.8640 | 0.8059 |
| fa | 0.9348 | 0.9379 | 0.9307 | 0.9244 | 0.9064 | 0.8843 | 0.8301 |
| fi | 0.9217 | 0.9202 | 0.9139 | 0.9067 | 0.8814 | 0.8505 | 0.7814 |
| fr | 0.9153 | 0.9147 | 0.9090 | 0.8983 | 0.8805 | 0.8525 | 0.7869 |
| he | 0.8681 | 0.8656 | 0.8537 | 0.8346 | 0.7880 | 0.7226 | 0.6012 |
| hi | 0.8857 | 0.8858 | 0.8709 | 0.8718 | 0.8578 | 0.8028 | 0.7212 |
| hu | 0.9308 | 0.9302 | 0.9257 | 0.9189 | 0.8943 | 0.8628 | 0.7952 |
| id | 0.9411 | 0.9400 | 0.9385 | 0.9342 | 0.9204 | 0.9014 | 0.8521 |
| it | 0.9265 | 0.9253 | 0.9214 | 0.9136 | 0.8941 | 0.8602 | 0.7886 |
| ja | 0.7683 | 0.7691 | 0.7552 | 0.7357 | 0.6761 | 0.6129 | 0.4716 |
| jv | 0.7607 | 0.7576 | 0.8329 | 0.7503 | 0.7273 | 0.6433 | 0.5623 |
| ka | 0.8827 | 0.8821 | 0.8718 | 0.8511 | 0.8096 | 0.7502 | 0.6412 |
| kk | 0.8527 | 0.8585 | 0.8567 | 0.8258 | 0.8053 | 0.7821 | 0.7140 |
| ko | 0.8843 | 0.8844 | 0.8727 | 0.8602 | 0.8238 | 0.7720 | 0.6660 |
| ml | 0.8446 | 0.8425 | 0.8261 | 0.8172 | 0.7695 | 0.7139 | 0.6184 |
| mr | 0.8582 | 0.8597 | 0.8504 | 0.8406 | 0.8178 | 0.7745 | 0.6905 |
| ms | 0.9269 | 0.9402 | 0.9198 | 0.9200 | 0.9091 | 0.8757 | 0.8229 |
| my | 0.5746 | 0.5948 | 0.5741 | 0.5627 | 0.4686 | 0.4160 | 0.3978 |
| nl | 0.9269 | 0.9266 | 0.9226 | 0.9151 | 0.8949 | 0.8648 | 0.7951 |
| pt | 0.9306 | 0.9318 | 0.9273 | 0.9216 | 0.9069 | 0.8831 | 0.8182 |
| ru | 0.8922 | 0.8923 | 0.8854 | 0.8750 | 0.8489 | 0.8220 | 0.7504 |
| sw | 0.8860 | 0.8880 | 0.8753 | 0.8659 | 0.8571 | 0.8332 | 0.7648 |
| ta | 0.8541 | 0.8512 | 0.8365 | 0.8161 | 0.7662 | 0.7078 | 0.6072 |
| te | 0.7853 | 0.7923 | 0.7725 | 0.7326 | 0.6867 | 0.6071 | 0.4890 |
| th | 0.8074 | 0.8039 | 0.7896 | 0.7646 | 0.7059 | 0.6036 | 0.3651 |
| tl | 0.9352 | 0.9360 | 0.9324 | 0.9310 | 0.9217 | 0.9041 | 0.8123 |
| tr | 0.9351 | 0.9330 | 0.9301 | 0.9208 | 0.9017 | 0.8677 | 0.7862 |
| ur | 0.9333 | 0.9313 | 0.9256 | 0.9200 | 0.9137 | 0.8934 | 0.8398 |
| vi | 0.9328 | 0.9334 | 0.9270 | 0.9222 | 0.9042 | 0.8745 | 0.7975 |
| yo | 0.7284 | 0.7426 | 0.7261 | 0.7279 | 0.7109 | 0.6368 | 0.5016 |
| zh | 0.8303 | 0.8296 | 0.8194 | 0.7964 | 0.7469 | 0.6782 | 0.5581 |
| means | 0.8795 | 0.8814 | 0.8741 | 0.8614 | 0.8341 | 0.7936 | 0.7105 |
| medians | 0.9017 | 0.9084 | 0.8960 | 0.8862 | 0.8688 | 0.8372 | 0.7681 |

Table 3: F1 scores for multilingual fine-tuning on the regular data for various levels of sparsity with pruning embedding layers.

| languages | 0 | 50 | 70 | 80 | 90 | 95 | 98 |
|-----------|--------|--------|--------|--------|--------|--------|--------|
| af | 0.0314 | 0.8349 | 0.8193 | 0.8142 | 0.7988 | 0.7648 | 0.7240 |
| ar | 0.0060 | 0.7543 | 0.7046 | 0.7091 | 0.7426 | 0.7133 | 0.6623 |
| bg | 0.0237 | 0.7829 | 0.7712 | 0.7711 | 0.7702 | 0.7400 | 0.6911 |
| bn | 0.0055 | 0.7619 | 0.7489 | 0.7568 | 0.7620 | 0.7641 | 0.7289 |
| de | 0.0257 | 0.8019 | 0.7946 | 0.7849 | 0.7562 | 0.7187 | 0.6690 |
| el | 0.0230 | 0.7792 | 0.7737 | 0.7659 | 0.7429 | 0.7139 | 0.6481 |
| en | 0.0143 | 0.6843 | 0.6781 | 0.6645 | 0.6407 | 0.6128 | 0.5552 |
| es | 0.0119 | 0.7803 | 0.7666 | 0.7767 | 0.7790 | 0.7630 | 0.7207 |
| et | 0.0350 | 0.8283 | 0.8216 | 0.8125 | 0.7939 | 0.7635 | 0.7161 |
| eu | 0.0207 | 0.8065 | 0.7996 | 0.7945 | 0.7773 | 0.7403 | 0.6806 |
| fa | 0.0037 | 0.7696 | 0.7405 | 0.7744 | 0.8042 | 0.7827 | 0.7385 |
| fi | 0.0390 | 0.8398 | 0.8337 | 0.8264 | 0.8070 | 0.7722 | 0.7246 |
| fr | 0.0221 | 0.7632 | 0.7551 | 0.7528 | 0.7405 | 0.7157 | 0.6780 |
| he | 0.0201 | 0.6957 | 0.6788 | 0.6638 | 0.6310 | 0.5774 | 0.5076 |
| hi | 0.0196 | 0.7199 | 0.7073 | 0.7102 | 0.6765 | 0.6526 | 0.6200 |
| hu | 0.0316 | 0.8044 | 0.7952 | 0.7933 | 0.7793 | 0.7471 | 0.6948 |
| id | 0.0118 | 0.8038 | 0.7921 | 0.7979 | 0.7916 | 0.7801 | 0.7375 |
| it | 0.0226 | 0.7867 | 0.7756 | 0.7723 | 0.7511 | 0.7259 | 0.6807 |
| ja | 0.0013 | 0.6068 | 0.5967 | 0.5824 | 0.5513 | 0.5067 | 0.4518 |
| jv | 0.0161 | 0.5384 | 0.5771 | 0.5588 | 0.5972 | 0.5862 | 0.5102 |
| ka | 0.0216 | 0.7465 | 0.7356 | 0.7174 | 0.6901 | 0.6415 | 0.5734 |
| kk | 0.0242 | 0.7693 | 0.7667 | 0.7620 | 0.7208 | 0.6703 | 0.5889 |
| ko | 0.0324 | 0.7384 | 0.7259 | 0.7227 | 0.6946 | 0.6520 | 0.5940 |
| ml | 0.0215 | 0.6995 | 0.6962 | 0.6806 | 0.6653 | 0.6103 | 0.5482 |
| mr | 0.0192 | 0.7342 | 0.7113 | 0.6959 | 0.6931 | 0.6709 | 0.6129 |
| ms | 0.0094 | 0.7493 | 0.7642 | 0.7757 | 0.7597 | 0.7902 | 0.7403 |
| my | 0.0276 | 0.3975 | 0.3742 | 0.3414 | 0.3658 | 0.2884 | 0.3389 |
| nl | 0.0233 | 0.7759 | 0.7663 | 0.7628 | 0.7503 | 0.7149 | 0.6662 |
| pt | 0.0170 | 0.7586 | 0.7453 | 0.7452 | 0.7394 | 0.7138 | 0.6908 |
| ru | 0.0188 | 0.7349 | 0.7264 | 0.7116 | 0.6993 | 0.6621 | 0.6095 |
| sw | 0.0118 | 0.7434 | 0.7217 | 0.7415 | 0.7210 | 0.7015 | 0.6716 |
| ta | 0.0142 | 0.7174 | 0.7021 | 0.6987 | 0.6740 | 0.6276 | 0.5759 |
| te | 0.0304 | 0.6803 | 0.6564 | 0.6581 | 0.6143 | 0.5424 | 0.4819 |
| th | 0.0004 | 0.3727 | 0.3600 | 0.3537 | 0.3266 | 0.3028 | 0.2716 |
| tl | 0.0024 | 0.7526 | 0.7777 | 0.7707 | 0.7826 | 0.7873 | 0.7679 |
| tr | 0.0254 | 0.7667 | 0.7596 | 0.7530 | 0.7354 | 0.7095 | 0.6588 |
| ur | 0.0039 | 0.8362 | 0.8343 | 0.8449 | 0.8486 | 0.8417 | 0.8412 |
| vi | 0.0090 | 0.7831 | 0.7768 | 0.7779 | 0.7734 | 0.7612 | 0.7208 |
| yo | 0.0172 | 0.5882 | 0.5532 | 0.5675 | 0.5609 | 0.5259 | 0.4841 |
| zh | 0.0017 | 0.6567 | 0.6440 | 0.6336 | 0.6146 | 0.5758 | 0.5165 |
| means | 0.0179 | 0.7286 | 0.7182 | 0.7149 | 0.7031 | 0.6733 | 0.6273 |
| medians | 0.0194 | 0.7564 | 0.7471 | 0.7529 | 0.7399 | 0.7135 | 0.6642 |

Table 4: F1 scores for multilingual fine-tuning on the perturbed data for various levels of sparsity without pruning embedding layers.

| languages | 0 | 50 | 70 | 80 | 90 | 95 | 98 |
|-----------|--------|--------|--------|--------|--------|--------|--------|
| af | 0.0314 | 0.0058 | 0.0076 | 0.0049 | 0.0243 | 0.0239 | 0.0228 |
| ar | 0.0060 | 0.0058 | 0.0076 | 0.0104 | 0.0134 | 0.0168 | 0.0202 |
| bg | 0.0237 | 0.0048 | 0.0070 | 0.0081 | 0.0129 | 0.0219 | 0.0239 |
| bn | 0.0055 | 0.0008 | 0.0028 | 0.0013 | 0.0113 | 0.0494 | 0.1111 |
| de | 0.0257 | 0.0055 | 0.0145 | 0.0113 | 0.0251 | 0.0305 | 0.0234 |
| el | 0.0230 | 0.0035 | 0.0082 | 0.0094 | 0.0120 | 0.0152 | 0.0192 |
| en | 0.0143 | 0.0082 | 0.0214 | 0.0128 | 0.0398 | 0.0490 | 0.0439 |
| es | 0.0119 | 0.0069 | 0.0149 | 0.0146 | 0.0274 | 0.0395 | 0.0410 |
| et | 0.0350 | 0.0072 | 0.0110 | 0.0123 | 0.0202 | 0.0251 | 0.0233 |
| eu | 0.0207 | 0.0061 | 0.0106 | 0.0097 | 0.0224 | 0.0266 | 0.0303 |
| fa | 0.0037 | 0.0038 | 0.0037 | 0.0075 | 0.0094 | 0.0280 | 0.0357 |
| fi | 0.0390 | 0.0051 | 0.0112 | 0.0116 | 0.0190 | 0.0219 | 0.0213 |
| fr | 0.0221 | 0.0102 | 0.0190 | 0.0131 | 0.0366 | 0.0457 | 0.0436 |
| he | 0.0201 | 0.0029 | 0.0073 | 0.0067 | 0.0141 | 0.0212 | 0.0242 |
| hi | 0.0196 | 0.0026 | 0.0024 | 0.0096 | 0.0155 | 0.0326 | 0.0815 |
| hu | 0.0316 | 0.0058 | 0.0087 | 0.0118 | 0.0166 | 0.0182 | 0.0177 |
| id | 0.0118 | 0.0112 | 0.0137 | 0.0082 | 0.0149 | 0.0247 | 0.0227 |
| it | 0.0226 | 0.0098 | 0.0164 | 0.0147 | 0.0317 | 0.0352 | 0.0332 |
| ja | 0.0013 | 0.0021 | 0.0059 | 0.0054 | 0.0130 | 0.0144 | 0.0115 |
| jv | 0.0161 | 0.0000 | 0.0156 | 0.0000 | 0.0098 | 0.0162 | 0.0042 |
| ka | 0.0216 | 0.0037 | 0.0073 | 0.0069 | 0.0119 | 0.0172 | 0.0190 |
| kk | 0.0242 | 0.0061 | 0.0048 | 0.0148 | 0.0137 | 0.0184 | 0.0219 |
| ko | 0.0324 | 0.0058 | 0.0075 | 0.0128 | 0.0178 | 0.0261 | 0.0210 |
| ml | 0.0215 | 0.0014 | 0.0028 | 0.0034 | 0.0063 | 0.0176 | 0.0255 |
| mr | 0.0192 | 0.0022 | 0.0033 | 0.0159 | 0.0066 | 0.0141 | 0.0332 |
| ms | 0.0094 | 0.0178 | 0.0286 | 0.0295 | 0.0489 | 0.0738 | 0.0586 |
| my | 0.0276 | 0.0000 | 0.0130 | 0.0078 | 0.0222 | 0.0104 | 0.1038 |
| nl | 0.0233 | 0.0074 | 0.0157 | 0.0131 | 0.0284 | 0.0313 | 0.0291 |
| pt | 0.0170 | 0.0106 | 0.0181 | 0.0158 | 0.0379 | 0.0515 | 0.0532 |
| ru | 0.0188 | 0.0072 | 0.0122 | 0.0103 | 0.0249 | 0.0374 | 0.0440 |
| sw | 0.0118 | 0.0112 | 0.0137 | 0.0141 | 0.0405 | 0.0555 | 0.0798 |
| ta | 0.0142 | 0.0048 | 0.0060 | 0.0065 | 0.0171 | 0.0224 | 0.0308 |
| te | 0.0304 | 0.0038 | 0.0083 | 0.0117 | 0.0154 | 0.0208 | 0.0437 |
| th | 0.0004 | 0.0003 | 0.0010 | 0.0009 | 0.0025 | 0.0026 | 0.0034 |
| tl | 0.0024 | 0.0075 | 0.0179 | 0.0118 | 0.0437 | 0.0892 | 0.1235 |
| tr | 0.0254 | 0.0043 | 0.0063 | 0.0090 | 0.0143 | 0.0174 | 0.0167 |
| ur | 0.0039 | 0.0018 | 0.0047 | 0.0028 | 0.0137 | 0.0269 | 0.0246 |
| vi | 0.0090 | 0.0095 | 0.0234 | 0.0175 | 0.0424 | 0.0504 | 0.0491 |
| yo | 0.0172 | 0.0000 | 0.0000 | 0.0000 | 0.0083 | 0.0187 | 0.0401 |
| zh | 0.0017 | 0.0031 | 0.0098 | 0.0083 | 0.0179 | 0.0309 | 0.0304 |
| means | 0.0179 | 0.0054 | 0.0103 | 0.0099 | 0.0206 | 0.0297 | 0.0377 |
| medians | 0.0194 | 0.0053 | 0.0085 | 0.0100 | 0.0168 | 0.0249 | 0.0297 |

Table 5: F1 scores for multilingual fine-tuning on the perturbed data for various levels of sparsity with pruning embedding layers.

| languages | 0 | 50 | 70 | 80 | 90 | 95 | 98 |
|-----------|--------|--------|--------|--------|--------|--------|--------|
| en | 0.8468 | 0.8421 | 0.8283 | 0.7987 | 0.7049 | 0.5618 | 0.5592 |
| zh | 0.8299 | 0.8262 | 0.8057 | 0.7726 | 0.6490 | 0.4759 | 0.4159 |
| bn | 0.9284 | 0.9319 | 0.9205 | 0.9130 | 0.8619 | 0.7773 | 0.6028 |
| eu | 0.9236 | 0.9179 | 0.9084 | 0.8904 | 0.8264 | 0.7209 | 0.6641 |
| af | 0.9044 | 0.8970 | 0.8927 | 0.8878 | 0.7944 | 0.6800 | 0.6740 |
| hi | 0.8827 | 0.9083 | 0.8643 | 0.8357 | 0.7579 | 0.6267 | 0.5863 |
| sw | 0.8617 | 0.8541 | 0.8553 | 0.8496 | 0.7554 | 0.7017 | 0.6900 |
| te | 0.7687 | 0.7481 | 0.7383 | 0.6859 | 0.4619 | 0.4864 | 0.4667 |
| jv | 0.5478 | 0.5044 | 0.4976 | 0.3387 | 0.3210 | 0.3883 | 0.4025 |
| yo | 0.7207 | 0.6266 | 0.6246 | 0.6387 | 0.5439 | 0.6567 | 0.5374 |
| means | 0.8215 | 0.8057 | 0.7936 | 0.7611 | 0.6677 | 0.6076 | 0.5599 |
| medians | 0.8543 | 0.8481 | 0.8418 | 0.8172 | 0.7302 | 0.6417 | 0.5728 |

Table 6: F1 scores for monolingual fine-tuning on the regular data for various levels of sparsity without pruning embedding layers.

| languages | 0 | 50 | 70 | 80 | 90 | 95 | 98 |
|-----------|--------|--------|--------|--------|--------|--------|--------|
| en | 0.8468 | 0.8382 | 0.8157 | 0.7828 | 0.6560 | 0.5730 | 0.5593 |
| zh | 0.8299 | 0.8255 | 0.7974 | 0.7488 | 0.6073 | 0.4329 | 0.4075 |
| bn | 0.9284 | 0.9421 | 0.9179 | 0.9033 | 0.8288 | 0.6957 | 0.5463 |
| eu | 0.9236 | 0.9189 | 0.9051 | 0.8822 | 0.7885 | 0.6631 | 0.6583 |
| af | 0.9044 | 0.8981 | 0.8807 | 0.8512 | 0.7464 | 0.6460 | 0.6632 |
| hi | 0.8827 | 0.8670 | 0.8612 | 0.8224 | 0.7198 | 0.5636 | 0.5977 |
| sw | 0.8617 | 0.8751 | 0.8508 | 0.8148 | 0.7158 | 0.6870 | 0.6980 |
| te | 0.7687 | 0.7592 | 0.7188 | 0.6253 | 0.4601 | 0.4951 | 0.4857 |
| jv | 0.5478 | 0.5123 | 0.5055 | 0.3758 | 0.3494 | 0.4369 | 0.2939 |
| yo | 0.7207 | 0.6292 | 0.6271 | 0.6480 | 0.5786 | 0.5428 | 0.5779 |
| means | 0.8215 | 0.8066 | 0.7880 | 0.7454 | 0.6451 | 0.5736 | 0.5488 |
| medians | 0.8543 | 0.8526 | 0.8332 | 0.7988 | 0.6859 | 0.5683 | 0.5686 |

Table 7: F1 scores for monolingual fine-tuning on the regular data for various levels of sparsity with pruning embedding layers.

| languages | 0 | 50 | 70 | 80 | 90 | 95 | 98 |
|-----------|--------|--------|--------|--------|--------|--------|--------|
| en | 0.0230 | 0.7032 | 0.6841 | 0.6570 | 0.5543 | 0.4206 | 0.3337 |
| zh | 0.0055 | 0.6551 | 0.6492 | 0.6245 | 0.5477 | 0.4262 | 0.2884 |
| bn | 0.0138 | 0.8090 | 0.8000 | 0.7783 | 0.7106 | 0.6376 | 0.4981 |
| eu | 0.0180 | 0.7938 | 0.7782 | 0.7470 | 0.6502 | 0.5274 | 0.3788 |
| af | 0.0271 | 0.8260 | 0.8185 | 0.7960 | 0.6921 | 0.5562 | 0.4475 |
| hi | 0.0166 | 0.7289 | 0.7094 | 0.6852 | 0.5889 | 0.4672 | 0.2965 |
| sw | 0.0214 | 0.7326 | 0.7490 | 0.6785 | 0.5173 | 0.4733 | 0.3058 |
| te | 0.0229 | 0.6581 | 0.6095 | 0.5602 | 0.3482 | 0.2932 | 0.1049 |
| jv | 0.0223 | 0.4165 | 0.3449 | 0.2146 | 0.1439 | 0.0000 | 0.0000 |
| yo | 0.0187 | 0.5396 | 0.5371 | 0.4288 | 0.3087 | 0.0168 | 0.0000 |
| means | 0.0189 | 0.6863 | 0.6680 | 0.6170 | 0.5062 | 0.3818 | 0.2654 |
| medians | 0.0201 | 0.7160 | 0.6967 | 0.6678 | 0.5510 | 0.4467 | 0.3011 |

Table 8: F1 scores for monolingual fine-tuning on the perturbed data for various levels of sparsity without pruning embedding layers.

| languages | 0 | 50 | 70 | 80 | 90 | 95 | 98 |
|-----------|--------|--------|--------|--------|--------|--------|--------|
| en | 0.0230 | 0.0634 | 0.0465 | 0.0418 | 0.0401 | 0.0351 | 0.0231 |
| zh | 0.0055 | 0.0115 | 0.0160 | 0.0209 | 0.0316 | 0.0213 | 0.0101 |
| bn | 0.0138 | 0.0000 | 0.0124 | 0.0124 | 0.0009 | 0.0055 | 0.0020 |
| eu | 0.0180 | 0.0060 | 0.0116 | 0.0146 | 0.0202 | 0.0185 | 0.0249 |
| af | 0.0271 | 0.0013 | 0.0084 | 0.0190 | 0.0132 | 0.0197 | 0.0262 |
| hi | 0.0166 | 0.0337 | 0.0382 | 0.0104 | 0.0007 | 0.0041 | 0.0184 |
| sw | 0.0214 | 0.0092 | 0.0541 | 0.0526 | 0.0469 | 0.0576 | 0.0210 |
| te | 0.0229 | 0.0007 | 0.0029 | 0.0070 | 0.0016 | 0.0000 | 0.0000 |
| jv | 0.0223 | 0.0212 | 0.0074 | 0.0114 | 0.0034 | 0.0000 | 0.0000 |
| yo | 0.0187 | 0.0000 | 0.0000 | 0.0782 | 0.0526 | 0.0000 | 0.0000 |
| means | 0.0189 | 0.0147 | 0.0198 | 0.0268 | 0.0211 | 0.0162 | 0.0126 |
| medians | 0.0201 | 0.0076 | 0.0120 | 0.0168 | 0.0167 | 0.0120 | 0.0143 |

Table 9: F1 scores for monolingual fine-tuning on the perturbed data for various levels of sparsity with pruning embedding layers.

| Example English test sentences | |
|--------------------------------|--|
| Original | Much construction was undertaken during this period , such as the building of Palermo Cathedral . |
| Perturbed | Much construction was undertaken during this period , such as the building of Knott ’s Soak City . |
| Original | It is found in Peru . |
| Perturbed | It is found in Carbon Cliff , Illinois . |
| Original | Alberto Mancini won in the final 7–5 , 2–6 , 7–6 , 7–5 against Boris Becker. |
| Perturbed | John Jones (footballer , born 1895) won in the final 7–5 , 2–6 , 7–6 , 7–5 against Sultan Ahmad Shah . |
| Original | It flows from Ägerisee through Lake Zug into the Reuss . |
| Perturbed | It flows from New Orleans through Humboldt County , Nevada into the Crow Agency , Montana . |
| Original | The album ’s lead single “ Better Believe It ” featuring Young Jeezy and Webbie , was released on July 14 , 2009 . |
| Perturbed | The album ’s lead single “ Better Believe It ” featuring W. S. Merwin and Empress Maria Theresa , was released on July 14 , 2009 . |

Table 10: Example of test sentences for English language using the *entity mention replacement* (Dai and Adel, 2020) technique where an entity is randomly swapped with another entity of the same type.

| Example Yoruba test sentences | |
|-------------------------------|---|
| Original | Egbé Olóṣèlúarálú áwon Aráàlù (Nàìjíríá) |
| Perturbed | Ilé-ìgbim Aófin Oníbíńíbí il Nàìjíríà) |
| Original | Agbègbè Ìjoba Agbègbè Ìjoba Ìbíìlè |
| Perturbed | Agbègbè Ìjoba Ìbíìlè Gúúsù-Ìwòrùn Èkìtì Wudil |
| Original | Àgbájọ àwon Oríḗ-èdè Aṣòkan |
| Perturbed | Àkójọ àwon olórí ìjoba il Burkina Faso Aóka . |
| Original | Asia ilè Tufalu . |
| Perturbed | Abdusalami Abubakar Tufalu |
| Original | ’ ’ ’ ’ jé Fárád ni Égíptì Ayéíjóun . |
| Perturbed | ’ ’ ’ ’ j Yousaf Raza Gillani ni Nàìjíríà . |

Table 11: Example of test sentences for Yoruba language using the *entity mention replacement* (Dai and Adel, 2020) technique where an entity is randomly swapped with another entity of the same type.