

RLET: A Reinforcement Learning Based Approach for Explainable QA with Entailment Trees

Tengxiao Liu^{1*}, Qipeng Guo², Xiangkun Hu², Yue Zhang^{3†}, Xipeng Qiu^{1†}, Zheng Zhang²

¹School of Computer Science, Fudan University

²Amazon AWS AI, ³School of Engineering, Westlake University

txliu21@m.fudan.edu.cn, {gqipeng, xiangkhu, zhaz}@amazon.com

xpqiufudan.edu.cn, zhangyue@westlake.edu.cn

Abstract

Interpreting the reasoning process from questions to answers poses a challenge in approaching explainable QA. A recently proposed structured reasoning format, entailment tree, manages to offer explicit logical deductions with entailment steps in a tree structure. To generate entailment trees, prior single pass sequence-to-sequence models lack visible internal decision probability, while step-wise approaches are supervised with extracted single step data and cannot model the tree as a whole. In this work, we propose RLET, a Reinforcement Learning based Entailment Tree generation framework, which is trained utilising the cumulative signals across the whole tree. RLET iteratively performs single step reasoning with *sentence selection* and *deduction generation* modules, from which the training signal is accumulated across the tree with elaborately designed aligned reward function that is consistent with the evaluation. To the best of our knowledge, we are the first to introduce RL into the entailment tree generation task. Experiments on three settings of the EntailmentBank dataset demonstrate the strength of using RL framework.

1 Introduction

Reasoning over explicitly given knowledge and generating detailed deduction steps are important challenges towards the goal of automated reasoning in AI community (McCarthy, 1960; Wos, 1985; Mercier and Sperber, 2011). Interpreting the reasoning process in QA systems can provide human-understandable inspections into the logical deductions and help ensure the soundness and reliability of the models (Wiegrefe and Marasović, 2021). As shown in Figure 1, given the question “What keeps Mars in orbit around the Sun?”, a reasoning process can explain why the answer “Gravity” is predicted, thereby strengthening the trustworthiness.

*Work done during internship at AWS Shanghai AI Lab.

† Corresponding authors.

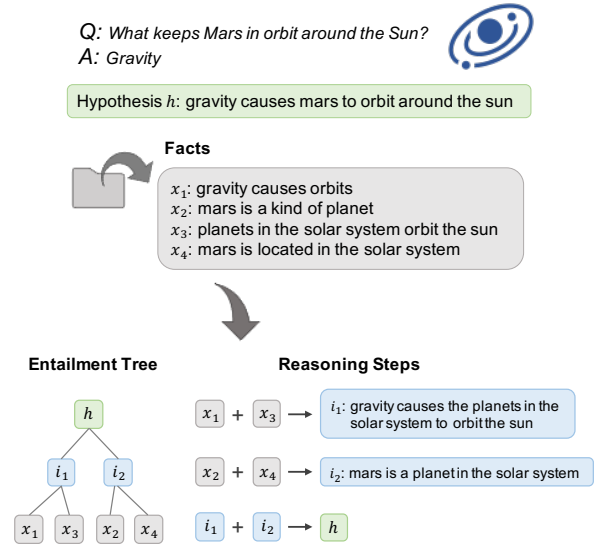


Figure 1: The entailment tree generation task. Given QA pair, hypothesis (green boxes) and fact sentences (grey boxes), the model needs to generate tree-structured reasoning chain along with natural language intermediate conclusions (blue boxes).

Recent work in the field of explainable QA includes extracting keywords or sentences that indicate the answers (Yang et al., 2018), constructing multi-hop explanations from knowledge graph (Xu et al., 2021; Xie et al., 2020) and generating free-form explanations and reasoning chains (Camburu et al., 2018; Rajani et al., 2019; Jhamtani and Clark, 2020; Wei et al., 2022; Wang et al., 2022). Among various explanation approaches, multi-step entailment trees (Dalvi et al., 2021) build tree-structured reasoning chains and explicitly demonstrate the deduction steps from given knowledge to the hypothesis, which can offer interpretability in more detail (Figure 1).

One line of previous work considers the entailment trees as linearised sequences and adopt sequence-to-sequence (Seq2Seq) models to generate the entire reasoning chain in a single pass with all given sentences as input (Dalvi et al., 2021;

Tafjord et al., 2021). In these approaches, the internal steps lack trustworthiness because the probability distribution remains invisible and not controllable. Besides, each deduction step has access to the full input so it might contain information leaked across all input sentences instead of only deducing over its own premises. To alleviate these problems, subsequent work splits the tree into multiple steps and trains the model to perform single step reasoning (Ribeiro et al., 2022; Bostrom et al., 2022; Hong et al., 2022). These models, however, are trained with isolated single-step data, which ignores the dependencies between steps as a whole chain. Since new intermediate sentences will be generated at each step, every action poses an impact on its subsequent decisions. The absence of such consideration in training will lead to the inconsistency with evaluation which scores the chain in a comprehensive way.

The reasoning chain is a sequence of discrete actions. As such, we address the above issues by presenting RLET, a Reinforcement Learning (RL) based Entailment Tree generation framework that models the entire reasoning chain as a Markov Decision Process (MDP). Specifically, we decompose the task into two parts: sentence selection and deduction generation. At each step, the model will first select two sentences (including both given facts and generated intermediate conclusions) for composition, and the deduction generation will combine them into a new intermediate conclusion and add it to the next step. After constructing a whole chain, each step will receive a reward depending on its contribution to the overall correctness and validity of the entire tree.

Enjoying the convenience of crafting reward functions in RL, we can flexibly assign evaluation-consistent rewards to the steps, instead of purely relying on exact match with the gold tree. In such a way, model behaviors can be manipulated with more flexibility, getting rid of the rigorous chronological match with ground truth. Supervised by the cumulative rewards, the model is encouraged to find the optimal policy that leads to greater good. Such advantages can not only bring improvements on post-hoc explanation modeling, but also benefit interpretable model decision making, where the reasoning process is integrated into the inference process. Extensive experiments on three settings of the benchmark dataset EntailmentBank (Dalvi et al., 2021) demonstrate that our approach outper-

forms existing baseline models on structure correctness and verify the strength of embracing the end-to-end RL framework by modeling the entire reasoning chain. To our knowledge, we are the first to introduce RL framework into the task of entailment tree generation, taking care of the entire chain with the aid of flexible reward design that aligns with the final evaluation metric, bridging the gap between training objective and evaluation results.¹

2 Method

Our goal is to provide a step-by-step reasoning process for commonsense science questions, with prior knowledge of the question, the correct answer and a set of fact sentences. We first describe the task formulation and then explain each part in detail.

2.1 Task Formulation

We formulate the reasoning process as an entailment tree construction task with each step as a logical entailment. The inputs of our task include a collection of fact sentences $X = \{x_1, x_2, \dots, x_n\}$ and a hypothesis h , where X consists of both relevant and non-relevant sentences. Specifically, the hypothesis h is the combination of the question and its correct answer, stated in a declarative form. The task aims to construct an entailment tree T from the bottom up, with selected facts from X as leaf nodes, the hypothesis h as the root node and generated intermediate conclusions as internal nodes I . Each intermediate conclusion $i_k \in I$ is generated by deducing from its immediate children during the construction of the tree. A reasoning step includes selecting the premises and generating the intermediate conclusion. Following Bostrom et al. (2022), we only consider two-sentence combination at each reasoning step for simplicity.² At each reasoning step, we further decompose it into two sub-tasks: sentence selection and deduction generation.

Sentence Selection The goal of the sentence selection module is to choose two sentences as premises of single step reasoning. At step k , sentence selection takes hypothesis h , fact set X and intermediate set I^k as input, where $I^k = \{i_1, \dots, i_{k-1}\}$ denotes the intermediate conclusions generated in previous $k-1$ steps. The desired output includes two sentences (nodes) $\{n_i, n_j\} \subseteq$

¹Code is publicly available at: <https://github.com/tengxiaoliu/RLET>.

²Given the fact that any multi-way tree can be transformed into a binary tree, it is possible to apply this assumption.

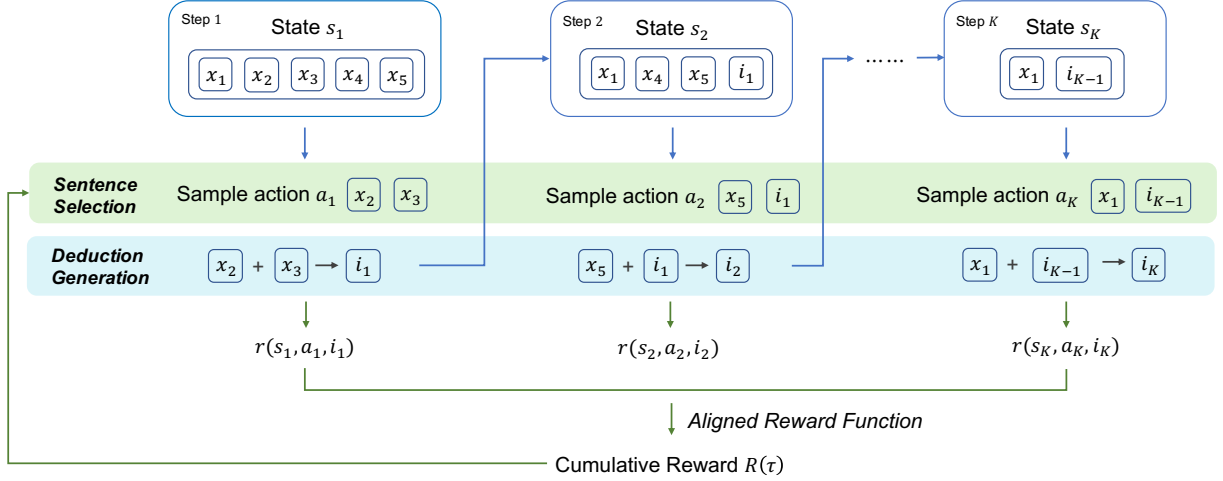


Figure 2: Reasoning pipeline of RLET. At each reasoning step, sentence selection module will select two sentences from its state for composition, and the deduction generation will yield the intermediate conclusion deduced from them. The next state will exclude the selected sentences and add the new intermediate conclusion. After generating the full trajectory, the cumulative reward will be used to update the parameters of sentence selection module.

$X \cup I^k$ that will make a logical combination in the following module.

Deduction Generation Given the selected sentences as input, deduction generation outputs a new intermediate conclusion i_k deduced from these two sentences: $i_k = g(n_i, n_j)$, where g denotes a Seq2Seq model. The conclusion should be well entailed by the premises, and reasons over the information from the given sentences only.

2.2 RL-based Sentence Selection

The design ethos of our approach is to bridge isolated single steps with cumulative training signals, which fits very well with the nature of RL. To tackle sentence selection task, we model the entailment tree as a Markov Decision Process, which can be denoted as a tuple $(\mathcal{S}, \mathcal{A}, R, T)$, where \mathcal{S} is a set of states, $\mathcal{A}(s)$ is the action space at state s , $R(\cdot)$ is the reward function and $T(\cdot)$ represents the transition function. Our goal is to learn an optimal policy π that decides what action to take at each state.

As shown in Figure 2, at reasoning step k , the **state** s_k is defined as a collection of unused sentences (nodes) including both facts and generated intermediate conclusions, namely $s_k = \{n \mid n \in X \cup I^k \setminus U^k\}$, where U^k is the set of used sentences in previous steps. For example, at the very beginning $k = 1$, the initial state s_1 should contain all the given fact sentences X . Correspondingly, the **action space** $\mathcal{A}(s_k)$ at state s_k is all the potential actions at the current step, where an action is a pair

of sentences within the state. Formally, the action space is represented as $\mathcal{A}(s_k) = s_k \times s_k$.

With a pre-trained DeBERTa (He et al., 2021) model as the backbone encoder of the sentence selection module, we encode each action candidate in the form of $[\text{CLS}] h [\text{SEP}] a_k^i$ and apply a feed forward neural network together with Softmax activation on the $[\text{CLS}]$ representation to obtain the normalised probability distribution over the action space, where a_k^i is the concatenation of the two sentences. Formally, the probability of each action a_k^i can be described as:

$$b_k^i = \text{FFN}(f([h, a_k^i])), \quad (1)$$

$$\pi_\theta(a_k^i \mid s_k) = \text{Softmax}(\{b_k^i\}), \quad (2)$$

where θ is the parameters of policy π , $f(\cdot)$ denotes the contextualised representation of the $[\text{CLS}]$ token, $[\cdot]$ denotes concatenation, b_k^i is the score of action a_k^i . At step k , we then sample one action a_k based on the probability distribution:

$$a_k \sim \pi_\theta(a_k \mid \mathcal{A}_k, s_k). \quad (3)$$

Given the two sentences within the sampled action, the deduction generator performs logical combination and outputs an intermediate conclusion (i_1 in Figure 2). Accordingly, the state s_k will be shifted to s_{k+1} , with the selected sentences being removed, and the newborn sentence added. Meanwhile, the action space will also alter to include the action candidates composed from current state. In our task, the **state transition** is

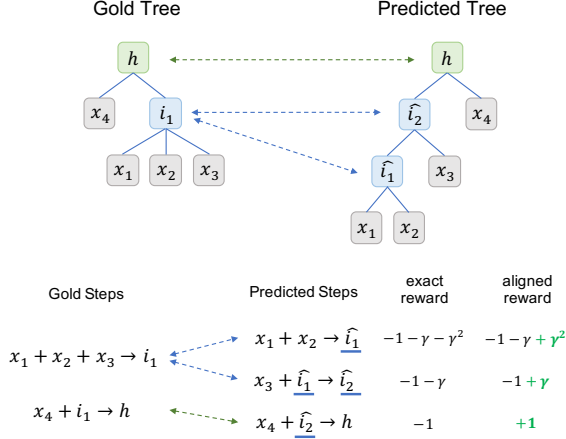


Figure 3: Illustration of applying alignment algorithm between a predicted tree and its gold tree. Dashed lines represent the connected intermediate nodes are aligned. Underlined nodes \hat{i}_1, \hat{i}_2 in predicted steps are both aligned to gold internal node i_1 , which finally leads to a positive signal in the cumulative aligned reward. γ denotes the discount factor.

always deterministic with the transition function $T(s_k, a_k, s_{k+1}) = 1$.

In summary, we represent a step as (s_k, a_k, i_k) , meaning taking action a_k at state s_k and generating the intermediate conclusion i_k . After undergoing several iterations of the sentence selection and deduction generation, we will obtain a trajectory denoting the reasoning steps we take to construct the entailment tree

$$\tau = \{s_1, a_1, i_1, s_2, a_2, i_2, \dots, s_K, a_K, i_K\}, \quad (4)$$

where K is the length of the reasoning chain.

Reward Before evaluating entailment trees, an alignment algorithm (Dalvi et al., 2021) will be applied to guarantee the flexibility of the tree structure evaluation. However, stepwise models in previous work are only supervised by the exact match with single-step ground truth in training, resulting in inconsistency with actual evaluation.

To address this issue, we involve the alignment algorithm in the design of our reward function. To begin with, for each intermediate node in our trajectory and the gold tree, we gather all leaf nodes in their children respectively. We consider one generated internal conclusion (node) \hat{i} is aligned to a gold internal node i if the leaf nodes in their children have the maximum Jaccard similarity. If \hat{i} has zero similarity with every gold internal node, we align it to a blank node with no conclusion. We assume the aligned nodes are similar in semantics since

they are reasoned from similar facts. As described in Figure 3, the predicted intermediate nodes are both aligned to the gold node i_1 according to their Jaccard similarity scores.

Rewards will be assigned to each reasoning step after the full trajectory is generated. For each step (s_k, a_k, i_k) , we give it an independent reward r_k based on the exact match between its action and the premises in the aligned gold step.

$$r_k = \begin{cases} 1, & \text{if perfect match.} \\ -1, & \text{otherwise.} \end{cases} \quad (5)$$

Without the aid of the alignment, the predicted steps in Figure 3 shall all receive negative exact rewards because their chosen premises fail to have an exact match with the gold steps. In contrast, after aligning, the last predicted step gets a positive reward once \hat{i}_2 is aligned with i_1 .

Then the final cumulative reward of each step is gathered along its subsequent steps

$$R(s_k, a_k, i_k) = \sum_{i=k}^K \gamma^{i-k} r_k, \quad (6)$$

where K is the length of the trajectory, γ is a discount factor. With the cumulative aligned reward, although the lower steps are not able to get the structure perfectly matched, the subsequent steps can still get awarded by making correct decisions. Correspondingly, the lower steps will get a less severe penalty from the reward accumulation, which guarantees the flexibility in adjusting training signals. Finally, by aligning the trajectory with the gold tree, we shall get a reward $R(s_k, a_k, i_k)$ for each step and a total reward for the trajectory:

$$R(\tau) = \sum_{k=1}^K R(s_k, a_k, i_k). \quad (7)$$

Optimization We aim to learn a stochastic policy of sentence selection module π parameterized by θ which maximizes the expected cumulative reward:

$$J_\theta = \mathbb{E}_{\tau \sim \pi_\theta(\tau)} [R(\tau)]. \quad (8)$$

Following Sutton et al. (1999), we are able to approximate the gradient by sampling N trajectories:

$$\begin{aligned} \nabla \bar{J}_\theta &= \mathbb{E}_{\tau \sim \pi_\theta(\tau)} [R(\tau) \nabla \log \pi_\theta(\tau)] \\ &\approx \frac{1}{N} \sum_{n=1}^N \sum_{k=1}^{K_n} R(s_k^n, a_k^n, i_k^n) \nabla \log \pi_\theta(a_k^n | s_k^n), \end{aligned} \quad (9)$$

$$(10)$$

where K_n is the length of trajectory τ_n , s_k^n and a_k^n denote the state and action at step k in τ_n .

2.3 Deduction Generation

For deduction generation, the model takes in two sentences and outputs a conclusion deduced over the input. We design two methods to generate deduction: model-based and rule-based. For model-based approach, we fine-tune a transformer-based (Vaswani et al., 2017) Seq2Seq model to generate deduction on the fly during training and inference. Involving model-generated conclusions can provide more fluent and readable reasoning chains. However, unstable generation quality will introduce unexpected errors along the reasoning chains, which confuses the sentence selection module in the following steps. For rule-based approach, no generation model is used in training. We simply concatenate the chosen sentences with “and” to form the intermediate conclusions, which guarantees all information from the premises is well preserved. During inference, we additionally generate model-based deduction after the tree structure is fully predicted. By default, we use the rule-based approach in training for the consideration of computational costs. We will elaborate on this more in Section 4.2.

2.4 Overall Model Training

Supervised learning before integrating RL in training can provide efficient parameter update with high-quality signals (Silver et al., 2016). To help RL algorithm better converge on our task, we first apply supervised training on sentence selection with extracted gold sentence pairs of single steps from the EntailmentBank training set. During the training process of RL, we additionally apply scheduled sampling (Bengio et al., 2015) to alleviate the error propagation along the decision paths.

3 Experimental Settings

3.1 Dataset

We evaluate our approach on EntailmentBank (Dalvi et al., 2021), a benchmark that provides expert-annotated explanations of QA pairs in the form of entailment trees. Table 1 shows the detailed statistics of the dataset. EntailmentBank contains 1,840 questions along with 5,881 reasoning steps. QA pairs are randomly sampled from ARC dataset (Clark et al., 2018) which consists of grade-school level science exam questions. The full fact corpus

	Train	Dev	Test	Total
QA pairs	1,313	187	340	1,840
Reasoning steps	4,175	597	1,109	5,881

Table 1: Statistics of EntailmentBank dataset split.

contains around 12K general-knowledge sentences derived from WorldTree V2 (Xie et al., 2020).

Depending on the composition of the given fact set X , the dataset offers three challenging settings. In **Task 1**, only gold facts are provided and will all serve as leaf nodes in the tree. In **Task 2**, for each QA pair, a total of 25 sentences are provided, including both gold facts and distractors. In **Task 3**, the most challenging setting, the model needs to first retrieve relevant facts from the full fact corpus, and then perform reasoning as in Task 2.

3.2 Baselines

EntailmentWriter (Dalvi et al., 2021) offers a strong baseline by linearising the tree structure and adopts sequence-to-sequence model to generate the whole tree along with intermediate conclusions in single pass. It has two versions, implemented on T5-11B (11 billion parameters) and T5-Large (770 million parameters) (Raffel et al., 2020).

IRGR (Ribeiro et al., 2022) designs an iterative retrieval-generation framework and improves the retrieval results on Task 3. For tree generation, it performs single step reasoning using T5-Large.

3.3 Implementation Details

The sentence selection module is built with DeBERTa-v3-base model (He et al., 2021), which has 184M parameters in total. For Task 1, our model iteratively generates one-step reasoning until all given gold leaves are used. For Task 2 and Task 3, we add a special token [END] in action space at each step, and will stop the reasoning process once [END] token is selected. We further apply a fact filter trained on DeBERTa-v3-Large to help model identify relevant facts sentences in Task 2 and 3. The default model-based deduction generation module is implemented with BART-Large (Lewis et al., 2020) which has 406M parameters, trained with both ParaPattern (Bostrom et al., 2021) data and extracted gold premises along with intermediate conclusions. ParaPattern contains synthetic data collected from Wikipedia, which has two sentences as input and a combined conclusion as output. For details on the ParaPattern data, we refer

Task	Method	Leaves		Steps		Intermediates		Overall
		F1	AllCorrect	F1	AllCorrect	F1	AllCorrect	AllCorrect
Task 1	EntailmentWriter (T5-11B)	99.0	89.4	51.5	38.2	71.2	38.5	35.3
	EntailmentWriter (T5-Large)	98.7	86.2	50.5	37.7	67.6	36.2	33.5
	IRGR (T5-Large)	97.6	89.4	50.2	36.8	62.1	31.8	32.4
	RLET (Our approach)	100.0	100.0	54.6 _{0.4}	40.7 _{0.5}	66.9 _{0.3}	36.3 _{0.4}	34.8 _{0.3}
Task 2	EntailmentWriter (T5-11B)	89.1	48.8	41.4	27.7	66.2	31.5	25.6
	EntailmentWriter (T5-Large)	84.3	35.6	35.5	22.9	61.8	28.5	20.9
	IRGR (T5-Large)	69.9	23.8	30.5	22.4	47.7	26.5	21.8
	RLET (Our approach)	81.0 _{0.9}	39.0 _{1.4}	38.5 _{0.3}	28.4 _{0.3}	56.3 _{1.1}	28.6 _{0.5}	25.7 _{0.3}
Task 3	EntailmentWriter (T5-11B)	39.9	3.8	7.4	2.9	35.9	7.1	2.9
	EntailmentWriter (T5-Large)	35.7	2.9	6.1	2.4	33.4	7.7	2.4
	RLET (Our approach)	38.3 _{0.3}	9.1 _{0.4}	11.5 _{0.4}	7.1 _{0.7}	34.2 _{0.6}	12.1 _{0.6}	6.9 _{0.6}
	IRGR (T5-Large) \diamond	45.6	11.8	16.1	11.5	38.8	20.9	11.5
	RLET (Our approach) \diamond	47.2	13.5	16.3	11.5	41.9	18.5	11.5

Table 2: Experiment results on EntailmentBank test set. All baseline results come from published paper. \diamond indicates using retrieval results produced by IRGR. We report average results and standard deviation across five runs.

readers to their paper (Bostrom et al., 2021). More hyperparameters can be found in Appendix A.

3.4 Evaluation Metrics

Dalvi et al. (2021) introduces four standard metrics to automatically evaluate the entailment tree. As described in section 2.2, the alignment algorithm is first applied to align the predicted tree T_{pred} and the gold tree T_{gold} . We denote the aligned prediction tree as T'_{pred} . In the following metrics, F1 measures the micro-average of the results and AllCorrect scores the whole tree as 1 in its corresponding metric if its F1 equals to 1.

Leaves (F1, AllCorrect) evaluate how well the model performs in identifying facts that are relevant to questions and answers. The F1 score is computed based on the selected leaf nodes in T_{pred} and the gold leaf nodes. AllCorrect is 1 if they are perfectly matched, otherwise 0.

Steps (F1, AllCorrect) mainly evaluate the structure correctness of the trees. For each aligned step in T'_{pred} , we measure whether its selected sentences (action in trajectory) matches the gold. F1 score is computed based on the number of perfectly matched steps. We assign AllCorrect of 1 to a predicted tree if all steps in T'_{pred} exactly match with gold tree steps.

Intermediates (BLEURT, AllCorrect) evaluate the generation quality of the intermediate conclusions. For each aligned step in T'_{pred} , we define its intermediate conclusion i is correct if i has a BLEURT (Sellam et al., 2020) similarity score higher than 0.28 with the gold step conclusion. We

assign AllCorrect of 1 if all intermediate conclusions in T'_{pred} are correct.

Overall (AllCorrect) From the above three metrics, we consider a predicted tree T'_{pred} as overall correct if the AllCorrect scores of its Leaves, Steps and Intermediates are all 1.

4 Results & Analysis

4.1 Main Results

As shown in Table 2, in Task 1 RLET outperforms all baselines on the Steps metric, which verifies the strength of our design in improving structure correctness. Specifically, RLET yields an improvement of Steps F1/AllCorrect by absolute 3.1/2.5. The backbone model that constructs the tree structure is DeBERTa-base with only 184M parameters, which is 60 times less than T5-11B. Our approach also achieves comparable results on intermediates and overall metrics with baselines. Note that in our default rule-based approach, our intermediate results come from plug-in deduction generation module, which can be improved with a stronger model and is out of the main scope of this work.

For Task 2 and Task 3, our framework outperforms all baselines on the most strict metric Overall AllCorrect, as shown in Table 2. For fair comparison, we use the same retrieval results produced by Dalvi et al. (2021) in Task 3. Under the most challenging setting, RLET achieves significant improvement with 4.1/4.2 gain on Steps F1/AllCorrect, and outperforms all baselines on Overall AllCorrect with a score of 6.9. With better retrieval results from IRGR (Ribeiro et al., 2022),

Method	Leaves		Steps		Intermediates		Overall
	F1	AllCorrect	F1	AllCorrect	F1	AllCorrect	AllCorrect
RLET	100.0	100.0	54.6 _{0.4}	40.7 _{0.5}	66.9 _{0.3}	36.3 _{0.4}	34.8 _{0.3}
w/o aligned reward	100.0	100.0	53.9 _{0.2}	40.2 _{0.1}	66.7 _{0.4}	36.2 _{0.2}	34.6 _{0.2}
w/o RL	100.0	100.0	50.1 _{0.4}	37.8 _{0.2}	64.4 _{1.0}	34.6 _{0.4}	33.0 _{0.4}

Table 3: Ablation results of Task 1 (no distractor) on EntailmentBank test set.

RLET still achieves higher Leaves performance.

4.2 Ablation Study

Sentence Selection To understand how each component contributes to our model, we conduct ablation studies on Task 1, as shown in Table 3. We first analyze the influence of our crafted reward function with the alignment algorithm. By removing the cumulative aligned reward and assigning the reward solely based on exact match with gold trees, we witness a performance drop in Steps F1/AllCorrect. This indicates that our aligned reward function is effective in bridging the gap between training and evaluation. Furthermore, we test our approach without the entire RL training procedure, only keeping the supervised training model as the sentence selection module. By training with extracted single steps, the performance decreases by a large margin (-4.5 in Steps-F1), which verifies the necessity of accumulating signals in training.

Deduction Generation The deduction generation module plays an important role in ensuring the fluency and readability of the reasoning chains. We experiment with model-based and rule-based approaches and find that the latter yields better results. In training, we observe that the finetuned BART model is likely to repeat one of the input premises thus losing useful information (Bostrom et al., 2021), which hampers the convergence of the sentence selection module in training.

To take a step further, we involve a stronger deduction generation module from MetGen (Hong et al., 2022) into the training process, which is trained on T5-Large (Raffel et al., 2020) with 770M parameters. The reasoning module of MetGen is trained with additional synthetic data and requires the specific reasoning pattern as a prompt in its input. To get such a pattern for each reasoning step, we train a pattern selector with DeBERTa using the manually annotated labels to specify the sentence pair as one of substitution, conjunction or if-then patterns. Improving the generation quality is orthogonal to our work, so we reuse the released

weight of MetGen’s reasoning module.³ We call this setting as “T5-deduction”. More details can be found in Appendix D. Experiment results in Table 4 show that simple rule-based models can achieve comparable performance with model-based “T5-deduction”. Including model-generated conclusions in training process can offer more fluent textual reasoning chains, thus improving Intermediates scores. However, a large and comprehensive deduction generation module is needed to effectively retain the information in the form of natural language without sacrificing overall performance.

4.3 In-hoc Reasoning

The original settings of EntailmentBank contain hypothesis as the guidance of post-hoc explanation generation. However, in most practical scenarios where only questions are available, the model should ideally reason over knowledge facts to derive the answer while generating an explainable reasoning path. This is defined as Open-ended Commonsense Reasoning (OpenCSR) in Lin et al. (2021). With this intuition, we therefore investigate the potential of entailment trees in generating explanations by substituting hypothesis with questions in sentence selection. The model needs to additionally generate the root node as the final conclusion, instead of copying the hypothesis. We conduct in-hoc reasoning experiments on Task 1 and Task 2, simplifying the OpenCSR task by narrowing down the available knowledge facts.

We evaluate the structure correctness of the generated explanations in Table 5. We observe that baseline models (without RL) encounter a performance drop comparing to hypothesis-guided post-hoc setting. It suggests that the answers do offer a strong guidance in generating explanations. With RL, RLET achieves Steps AllCorrect of 38.5, which performs on par with post-hoc EntailmentWriter results. Greater drop in Task 2 indicates that the removal of hypothesis confounds the model in identifying relevant sentences, resulting in a poor

³<https://github.com/Raising-hrx/MetGen>

Task	Method	Leaves		Steps		Intermediates		Overall
		F1	AllCorrect	F1	AllCorrect	F1	AllCorrect	AllCorrect
Task 1	RLET	100.0	100.0	54.6 _{0.4}	40.7 _{0.5}	66.9 _{0.3}	36.3 _{0.4}	34.8 _{0.3}
	w/ T5	100.0	100.0	54.8 _{0.2}	40.5 _{0.2}	67.7 _{0.1}	36.1 _{0.3}	34.0 _{0.3}
	w/ T5, w/o RL	100.0	100.0	52.4 _{0.2}	38.4 _{0.1}	67.1 _{0.1}	34.6 _{0.3}	32.7 _{0.3}
Task 2	RLET	81.0 _{0.9}	39.0 _{1.4}	38.5 _{0.3}	28.4 _{0.3}	56.3 _{1.1}	28.6 _{0.5}	25.7 _{0.3}
	w/ T5	80.4 _{0.4}	37.7 _{0.4}	39.3 _{0.1}	27.0 _{0.3}	57.3 _{0.3}	29.0 _{0.2}	25.4 _{0.3}
	w/ T5, w/o RL	80.8 _{0.4}	29.6 _{1.3}	33.7 _{0.7}	17.5 _{0.9}	55.1 _{0.5}	20.6 _{1.2}	16.2 _{0.9}
Task 3	RLET	38.3 _{0.3}	9.1 _{0.4}	11.5 _{0.4}	7.1 _{0.7}	34.2 _{0.6}	12.1 _{0.6}	6.9 _{0.6}
	w/ T5	38.7 _{0.4}	7.8 _{0.4}	11.9 _{0.3}	6.5 _{0.2}	32.7 _{0.4}	10.4 _{0.4}	6.5 _{0.2}
	w/ T5, w/o RL	36.6 _{0.3}	3.7 _{0.3}	8.8 _{0.3}	3.4 _{0.2}	33.0 _{0.1}	6.9 _{0.6}	3.4 _{0.2}

Table 4: Ablation results on EntailmentBank test set with model-generated deduction in the training process. “RLET” denotes using rule-based deduction in training, “w/ T5” means using T5-deduction during training, “w/ T5, w/o RL” means using T5-deduction during inference but without RL training on the sentence selection module.

performance across the board. More details can be found in Appendix C. Our initial observations address the difficulty of question-guided in-hoc reasoning. A comprehensive OpenCSR system should further include the retrieval of relevant sentences based on questions and proper answer evaluation. We leave these for future work.

4.4 Data Efficiency

In practice, high-quality explanation annotations can be costly to obtain, which makes it difficult to train large scale models. An ideal system is expected to have great generalisability even with few annotated explanations for training. To evaluate how RLET can benefit from the RL algorithm under this setting, we experiment with less data under Task 1. We divide the data based on the number of given facts for each QA pair. Detailed statistics of the data split are shown in Table 6.

We break down the results by the length of the gold trees in Figure 4. Results show that with only 35.6% of the total training steps, RLET (fact-4) achieves comparable performance with the full-data trained baselines on Steps metric, indicating our approach can help model generalise with fewer data. It is also indicated that RL framework is able to offer more gains as the length increases.

5 Related Work

Tree Structured QA Explanations Existing methods on generating entailment trees for QA explanations can be categorized into two branches: single pass generation and stepwise generation. Single pass methods (Dalvi et al., 2021) model the tree structure as a linearised chained sequence to fit in the Seq2Seq model. Alternatively, more recent

work tends to generate step-by-step reasoning, performing fine-grained deduction iteratively. Among them, one line of stepwise methods jointly select steps and generate intermediate conclusions. IRGR (Ribeiro et al., 2022) puts effort in designing an iterative retrieval-generation approach, where one step reasoning is generated at a time through a Seq2Seq model. Another line of stepwise methods handle sentence selection and intermediate conclusion generation with separate modules, which is closely related to our approach. SCSearch (Bostrom et al., 2022) models the tree construction as a best-first search using heuristic guidance. However, their approach is mainly evaluated on the accordance between final conclusions and the hypothesis, which varies from standard evaluation metrics. Another concurrent work MetGen (Hong et al., 2022) also separates these two parts and trains the generation module with additional human annotations and more synthetic data from Wikipedia. While all previous works focus on forward reasoning, MetGen further shows the effect of backward abductive reasoning. Existing methods are all trained with individual signals from extracted gold steps. In that light, RLET is complementary, as it models the reasoning process as an MDP in which the stepwise modules can be a component.

The deduction generation module of RLET can be connected with proof generation work that generates natural language logical deductions from premises or rules (Saha et al., 2020; Tafjord et al., 2021; Sanyal et al., 2022). To improve the generation quality, Bostrom et al. (2022) propose ParaP-attern by creating synthetic logical deduction data from Wikipedia, which serves as a good supplement to train the generative model.

Task	Method	Leaves		Steps		Intermediates		Overall
		F1	AllCorrect	F1	AllCorrect	F1	AllCorrect	AllCorrect
Task 1	RLET	100.0	100.0	50.1	38.5	46.7	23.5	22.9
	w/o RL	100.0	100.0	46.9	34.4	44.2	22.7	20.6
Task 2	RLET	68.1	20.9	29.4	17.7	32.5	14.7	11.8
	w/o RL	70.4	18.5	25.0	11.5	32.4	10.6	7.7

Table 5: Experiment results on EntailmentBank test set under in-hoc reasoning setting.

Setting	# Facts	QA pair	Reasoning step
fact-2	≤ 2	20.6%	6.5%
fact-3	≤ 3	43.9%	20.0%
fact-4	≤ 4	62.3%	35.6%
full data	full data	100%	100%

Table 6: Details of data efficiency settings.

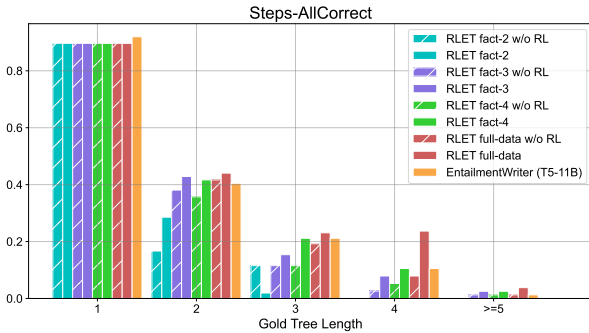


Figure 4: Results broken down by the length of the gold trees on the test set in Task 1. Bars in the same color represent the same data used for training. Bars with shading indicate the removal of RL.

Different from existing approaches, RLET models the cumulative signals across the whole tree in training, benefiting from our designed reward function under reinforcement learning framework.

Path Reasoning using Reinforcement Learning

Our work also aligns well with multiple automated reasoning tasks built with RL (Xian et al., 2019; Liu et al., 2021; Poesia et al., 2021). Especially, reinforcement learning has exhibited its attractiveness in knowledge graph reasoning (Xiong et al., 2017; Das et al., 2018; Lin et al., 2018), where the multi-hop path can be represented as sequential decision problems. Similar to the above RL methods, we formulate the entailment tree generation task as a trajectory of reasoning steps. In contrast to KG based multi-hop reasoning path, however, RLET generates intermediate conclusions of the reasoning steps, providing fluent natural language

explanations in detail.

6 Conclusion

We presented RLET, a RL-based entailment tree generation framework, which contains sentences selection and deduction generation modules and can be trained with cumulative signals across the entire reasoning tree. Experiments show that RLET outperforms existing baselines on structure correctness and is applicable in practical scenarios. Future directions include applying RL framework on other stepwise methods with more stable and sophisticated RL algorithms.

Limitations

First, sentences are likely to be used more than once when reasoning in real practice. RLET removes used sentences at each time step to reduce the size of action space, which leads to a performance loss of 9.4% on the overall All-Correct. Second, in the sentence selection module, RLET always picks two sentences to merge, while the original dataset contains multi-sentence steps. Though this harms the evaluation results as discussed in Appendix B, this is a minor limitation because the reasoning format is not strictly standardized in real practice. Furthermore, adding [END] token to action space and applying additional fact filter in distractors settings is a naive approach and leaves room for further improvement. Finally, as vanilla policy gradient method is sensitive to hyperparameters and can have large variance, we leave the exploration of more stable RL algorithms in reasoning for future work.

Ethics Statement

Explainable QA is an important branch in the field of Question Answering. The data used in our work all comes from public dataset, and our proposed method can be further integrated into other stepwise systems. Our work is conformant to ACL Code of Ethics.

Acknowledgements

We would like to thank the anonymous reviewers for their valuable suggestions and feedback. This work was supported by the National Key Research and Development Program of China (No.2020AAA0106700) and National Natural Science Foundation of China (No.62022027).

References

- Samy Bengio, Oriol Vinyals, Navdeep Jaitly, and Noam M. Shazeer. 2015. Scheduled sampling for sequence prediction with recurrent neural networks. *ArXiv*, abs/1506.03099.
- Kaj Bostrom, Zayne Sprague, Swarat Chaudhuri, and Greg Durrett. 2022. Natural language deduction through search over statement compositions. *ArXiv*, abs/2201.06028.
- Kaj Bostrom, Xinyu Zhao, Swarat Chaudhuri, and Greg Durrett. 2021. Flexible generation of natural language deductions. In *EMNLP*.
- Oana-Maria Camburu, Tim Rocktäschel, Thomas Lukasiewicz, and Phil Blunsom. 2018. e-snli: Natural language inference with natural language explanations. In *NeurIPS*.
- Peter Clark, Isaac Cowhey, Oren Etzioni, Tushar Khot, Ashish Sabharwal, Carissa Schoenick, and Oyvind Tafjord. 2018. Think you have solved question answering? try arc, the ai2 reasoning challenge. *ArXiv*, abs/1803.05457.
- Bhavana Dalvi, Peter Alexander Jansen, Oyvind Tafjord, Zhengnan Xie, Hannah Smith, Leighanna Pipatanangkura, and Peter Clark. 2021. [Explaining answers with entailment trees](#). In *EMNLP*.
- Rajarshi Das, Shehzaad Dhuliawala, Manzil Zaheer, Luke Vilnis, Ishan Durugkar, Akshay Krishnamurthy, Alex Smola, and Andrew McCallum. 2018. Go for a walk and arrive at the answer: Reasoning over paths in knowledge bases using reinforcement learning. *ArXiv*, abs/1711.05851.
- Pengcheng He, Jianfeng Gao, and Weizhu Chen. 2021. Debertav3: Improving deberta using electra-style pre-training with gradient-disentangled embedding sharing. *ArXiv*, abs/2111.09543.
- Ruixin Hong, Hongming Zhang, Xintong Yu, and Changshui Zhang. 2022. Metgen: A module-based entailment tree generation framework for answer explanation. *ArXiv*, abs/2205.02593.
- Harsh Jhamtani and Peter Clark. 2020. Learning to explain: Datasets and models for identifying valid reasoning chains in multihop question-answering. *ArXiv*, abs/2010.03274.
- Mike Lewis, Yinhan Liu, Naman Goyal, Marjan Ghazvininejad, Abdelrahman Mohamed, Omer Levy, Veselin Stoyanov, and Luke Zettlemoyer. 2020. Bart: Denoising sequence-to-sequence pre-training for natural language generation, translation, and comprehension. In *ACL*.
- Bill Yuchen Lin, Haitian Sun, Bhuwan Dhingra, Manzil Zaheer, Xiang Ren, and William W. Cohen. 2021. Differentiable open-ended commonsense reasoning. In *NAACL*.
- Xi Victoria Lin, Richard Socher, and Caiming Xiong. 2018. Multi-hop knowledge graph reasoning with reward shaping. In *EMNLP*.
- Hui Liu, Danqing Zhang, Bing Yin, and Xiaodan Zhu. 2021. Improving pretrained models for zero-shot multi-label text classification through reinforced label hierarchy reasoning. In *NAACL*.
- Ilya Loshchilov and Frank Hutter. 2019. Decoupled weight decay regularization. In *ICLR*.
- John McCarthy. 1960. Programs with common sense.
- Hugo Mercier and Dan Sperber. 2011. Why do humans reason? arguments for an argumentative theory. *Behavioral and Brain Sciences*, 34:57 – 74.
- Gabriel Poesia, Wenxin Dong, and Noah D. Goodman. 2021. Contrastive reinforcement learning of symbolic reasoning domains. In *NeurIPS*.
- Colin Raffel, Noam M. Shazeer, Adam Roberts, Katherine Lee, Sharan Narang, Michael Matena, Yanqi Zhou, Wei Li, and Peter J. Liu. 2020. Exploring the limits of transfer learning with a unified text-to-text transformer. *ArXiv*, abs/1910.10683.
- Nazneen Rajani, Bryan McCann, Caiming Xiong, and Richard Socher. 2019. Explain yourself! leveraging language models for commonsense reasoning. In *ACL*.
- Danilo Neves Ribeiro, Shen Wang, Xiaofei Ma, Rui Dong, Xiaokai Wei, Henry Zhu, Xinchu Chen, Zhiheng Huang, Peng Xu, Andrew O. Arnold, and Dan Roth. 2022. Entailment tree explanations via iterative retrieval-generation reasoner. *ArXiv*, abs/2205.09224.
- Swarnadeep Saha, Sayan Ghosh, Shashank Srivastava, and Mohit Bansal. 2020. Prover: Proof generation for interpretable reasoning over rules. *ArXiv*, abs/2010.02830.
- Soumya Sanyal, Harman Singh, and Xiang Ren. 2022. Fairr: Faithful and robust deductive reasoning over natural language. In *ACL*.
- Thibault Sellam, Dipanjan Das, and Ankur P. Parikh. 2020. Bleurt: Learning robust metrics for text generation. In *ACL*.

- David Silver, Aja Huang, Chris J. Maddison, Arthur Guez, L. Sifre, George van den Driessche, Julian Schrittwieser, Ioannis Antonoglou, Vedavyas Panneershelvam, Marc Lanctot, Sander Dieleman, Dominik Grewe, John Nham, Nal Kalchbrenner, Ilya Sutskever, Timothy P. Lillicrap, Madeleine Leach, Koray Kavukcuoglu, Thore Graepel, and Demis Hassabis. 2016. Mastering the game of go with deep neural networks and tree search. *Nature*, 529:484–489.
- Richard S. Sutton, David A. McAllester, Satinder Singh, and Y. Mansour. 1999. Policy gradient methods for reinforcement learning with function approximation. In *NeurIPS*.
- Oyvind Tafjord, Bhavana Dalvi, and Peter Clark. 2021. Proofwriter: Generating implications, proofs, and abductive statements over natural language. *ArXiv*, abs/2012.13048.
- Ashish Vaswani, Noam M. Shazeer, Niki Parmar, Jakob Uszkoreit, Llion Jones, Aidan N. Gomez, Lukasz Kaiser, and Illia Polosukhin. 2017. Attention is all you need. *ArXiv*, abs/1706.03762.
- Xuezhi Wang, Jason Wei, Dale Schuurmans, Quoc Le, Ed Chi, and Denny Zhou. 2022. Self-consistency improves chain of thought reasoning in language models. *ArXiv*, abs/2203.11171.
- Jason Wei, Xuezhi Wang, Dale Schuurmans, Maarten Bosma, Ed Chi, Quoc Le, and Denny Zhou. 2022. Chain of thought prompting elicits reasoning in large language models. *ArXiv*, abs/2201.11903.
- Sarah Wiegrefe and Ana Marasović. 2021. Teach me to explain: A review of datasets for explainable natural language processing. In *NeurIPS Datasets and Benchmarks*.
- Larry Wos. 1985. What is automated reasoning? *J. Autom. Reason.*, 1:6–9.
- Yikun Xian, Zuohui Fu, S. Muthukrishnan, Gerard de Melo, and Yongfeng Zhang. 2019. Reinforcement knowledge graph reasoning for explainable recommendation. *Proceedings of the 42nd International ACM SIGIR Conference on Research and Development in Information Retrieval*.
- Zhengnan Xie, Sebastian Thiem, Jaycie Martin, Elizabeth Wainwright, Steven Marmorstein, and Peter Alexander Jansen. 2020. Worldtree v2: A corpus of science-domain structured explanations and inference patterns supporting multi-hop inference. In *LREC*.
- Wenhan Xiong, Thi-Lan-Giao Hoang, and William Yang Wang. 2017. Deeppath: A reinforcement learning method for knowledge graph reasoning. In *EMNLP*.
- Weiwen Xu, Huihui Zhang, Deng Cai, and Wai Lam. 2021. Dynamic semantic graph construction and reasoning for explainable multi-hop science question answering. *ArXiv*, abs/2105.11776.
- Zhilin Yang, Peng Qi, Saizheng Zhang, Yoshua Bengio, William W. Cohen, Ruslan Salakhutdinov, and Christopher D. Manning. 2018. Hotpotqa: A dataset for diverse, explainable multi-hop question answering. In *EMNLP*.

A Hyperparameters

For pre-RL supervised training, we set a learning rate of $2e-5$, a batch size of 2 and train the model for 20 epochs. For RL training, we set the discount factor γ as $\{0.9, 0.99\}$, initial learning rate as $1e-5$, warmup ratio as 0.05, and train the model for 20 epochs. $\gamma = 0.99$ yields better results. The scheduled sampling ratio decays linearly from 1.0 to 0.5. The total RL training costs 6 hours.

The fact filter in Task 2 and 3 is trained with an initial learning rate of $1e-5$, warm up ratio of 0.1, for 10 epochs. In Task 2 we save top 5 sentences and filter out sentences with similarity scores lower than 0.98 in Task 3, which are selected based on the validation set.

The deduction generation module is implemented with BART-Large (Lewis et al., 2020) which has 406M parameters. We first train it on the ParaPattern data with an initial learning rate of $3e-5$, batch size of 16 for one epoch, and further finetune the trained model on extracted gold steps for another two epochs with an initial learning rate of $3e-5$, batch size of 16. The learning rate decays with linear scheduler. The total training costs 2 hours.

We use AdamW (Loshchilov and Hutter, 2019) for optimization, with $\beta_1 = 0.9, \beta_2 = 0.99$. All experiments are conducted on 2 Tesla T4 GPUs with 16GB memory.

B Manual Evaluation

The automatic evaluation is an underestimation of our approach because RLET only selects two sentences per action while 25.88% trees in test set contain multiple-premise (more than 2 premises) reasoning steps, which will result in 0 in Steps/Overall metrics. To provide a more flexible comparison, we manually annotate the first 50 trees in Task 1 test set on structure validity in Table 7. The automatic evaluation results are the Steps-AllCorrect scores, while we manually consider a tree is valid in structure if the predicted tree can also perform valid reasoning under its structure. The results indicate RLET can outperform the strongest baseline under both automatic and manual evaluation.

Method	Automatic	Manual
RLET	0.48	0.76
EntailmentWriter (T5-11B)	0.44	0.70

Table 7: Automatic and manual evaluation results on structure validity of the first 50 trees in Task 1 test set.

C Evaluation Details in Question-guided Reasoning

In Table 5, we witness a large performance drop comparing to hypothesis-guided reasoning, especially on Intermediate and Overall metrics. In hypothesis-guided reasoning, the generated reasoning chain always ends with "hypothesis". Consequently, the last step that contains "hypothesis" as intermediate conclusion is always labeled as "correct" under Intermediates metric. In contrast, when we remove hypothesis, the model has to generate the last intermediate conclusion instead of directly copying the hypothesis. Hence, the model suffers from the errors accumulated by the deduction generation and the BLEURT evaluation method, and struggles to draw a correct final conclusion that will be compared with gold hypothesis. Cumbersome as it is, our main idea lies in the structure correctness under question-guided reasoning, which can be fulfilled with Leaves and Steps metrics. How to measure the answer correctness in the reasoning chain remains to be further explored in future work.

D Details of T5-deduction Setting

Authors of MetGen manually annotated the reasoning patterns of 400 separate steps in the training set, and 275 steps in the validation set. We adopt these annotations to finetune a DeBERTa-Large model as our pattern selector, which takes in two premise sentences as input and predicts its corresponding reasoning pattern as substitution, conjunction or if-then. The pattern selector achieves an accuracy of 81.5% on annotated sentences in the validation set. In Table 8, we evaluate the generation quality of different deduction generation modules. Given a pair of premise sentences, if the generated conclusion has a BLEURT score greater than 0.28, then it is considered as 1 on ACC. During training, we save the deduction generation results into a cache to accelerate the training process. The parameters of both pattern selector and MetGen’s reasoning module are fixed during the training of the sentence selection module.

	ACC	BLEURT
RLET BART-Large	77.3	59.5
MetGen (w/ predicted pattern)	80.7	62.2
MetGen (w/ gold pattern)	84.3	65.5

Table 8: Generation quality of deduction generation modules on the manually annotated sentences from validation set. BLEURT denotes the average BLEURT scores across all data.

E Case Study

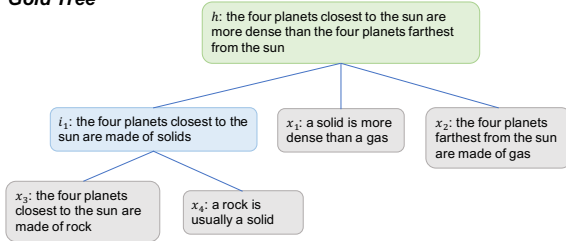
In this section, we illustrate some examples from Task 1 test set in which the predicted tree can perform a valid reasoning in a different structure with the gold tree.

Q: Which of the following statements best describes how the four planets closest to the Sun are different from the next four planets in our solar system

A: The four closest planets are more dense.

Hypothesis: the four planets closest to the sun are more dense than the four planets farthest from the sun

Gold Tree



Predicted Tree

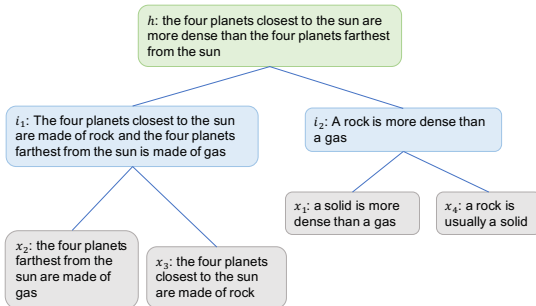


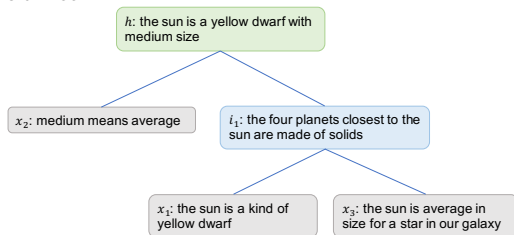
Figure 5: An example of misevaluation in which the gold tree contains a three-premise reasoning step. Though not exactly matched with gold, the predicted tree can also fulfill the reasoning process with two-premise steps.

Q: Which best describes the Sun?

A: medium yellow dwarf

Hypothesis: the sun is a yellow dwarf with medium size

Gold Tree



Predicted Tree

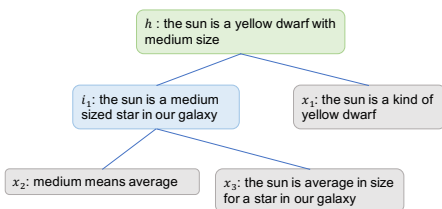


Figure 6: An example of misevaluation in which gold tree and predicted tree vary in the order of the sentence composition. Both can provide valid explanations in the form of binary entailment trees.