



Observation of the $B_s^0 \rightarrow D^{*+} D^{*-}$ decay

LHCb collaboration[†]

Abstract

The first observation of the $B_s^0 \rightarrow D^{*+} D^{*-}$ decay and the measurement of its branching ratio relative to the $B^0 \rightarrow D^{*+} D^{*-}$ decay are presented. The data sample used corresponds to an integrated luminosity of 9 fb^{-1} of proton-proton collisions recorded by the LHCb experiment at centre-of-mass energies of 7, 8 and 13 TeV between 2011 and 2018. The decay is observed with more than 10 standard deviations and the time-integrated ratio of branching fractions is determined to be

$$\frac{\mathcal{B}(B_s^0 \rightarrow D^{*+} D^{*-})}{\mathcal{B}(B^0 \rightarrow D^{*+} D^{*-})} = 0.269 \pm 0.032 \pm 0.011 \pm 0.008,$$

where the first uncertainty is statistical, the second systematic and the third due to the uncertainty of the fragmentation fraction ratio f_s/f_d . The $B_s^0 \rightarrow D^{*+} D^{*-}$ branching fraction is calculated to be

$$\mathcal{B}(B_s^0 \rightarrow D^{*+} D^{*-}) = (2.15 \pm 0.26 \pm 0.09 \pm 0.06 \pm 0.16) \times 10^{-4},$$

where the fourth uncertainty is due to the $B^0 \rightarrow D^{*+} D^{*-}$ branching fraction. These results are calculated using the average B_s^0 meson lifetime in simulation. Correction factors are reported for scenarios where either a purely heavy or a purely light B_s^0 eigenstate is considered.

Published in JHEP 07 (2023) 119

© 2023 CERN for the benefit of the LHCb collaboration. CC BY 4.0 licence.

[†]Authors are listed at the end of this paper.

1 Introduction

Decays of B mesons into two charm mesons can be used to probe elements of the Cabibbo–Kobayashi–Maskawa (CKM) matrix [1, 2]. Measurements of CP violation in $B^0 \rightarrow D^{(*)+}D^{(*)-}$, $B_s^0 \rightarrow D^{(*)+}D^{(*)-}$ and $B_s^0 \rightarrow D_s^{(*)+}D_s^{(*)-}$ decays can be used to determine the CKM angles β [3–8] and β_s [9], although CP violation in $B_s^0 \rightarrow D^{*+}D^{*-}$ and $B_s^0 \rightarrow D_s^{*+}D_s^{*-}$ has not yet been measured. These determinations are affected by higher-order Standard Model effects [10–14], which can be constrained using measurements of CP violation parameters or branching ratios in additional decays of the $B \rightarrow DD$ family, *e.g.* the $B_s^0 \rightarrow D^{*+}D^{*-}$ decay¹ [15, 16]. In the $B_s^0 \rightarrow D^{*+}D^{*-}$ decay, tree and penguin transitions cannot contribute. This makes these decays sensitive to the effects of W -exchange and penguin-annihilation diagrams. The dominant Feynman diagrams of the family of $B \rightarrow DD$ decays are shown in Fig. 1. The absolute branching fraction of the $B_s^0 \rightarrow D^{*+}D^{*-}$ decay is predicted to be $(3.1_{-1.1}^{+1.3}) \times 10^{-4}$ using a perturbative QCD approach based on k_T factorisation [17].

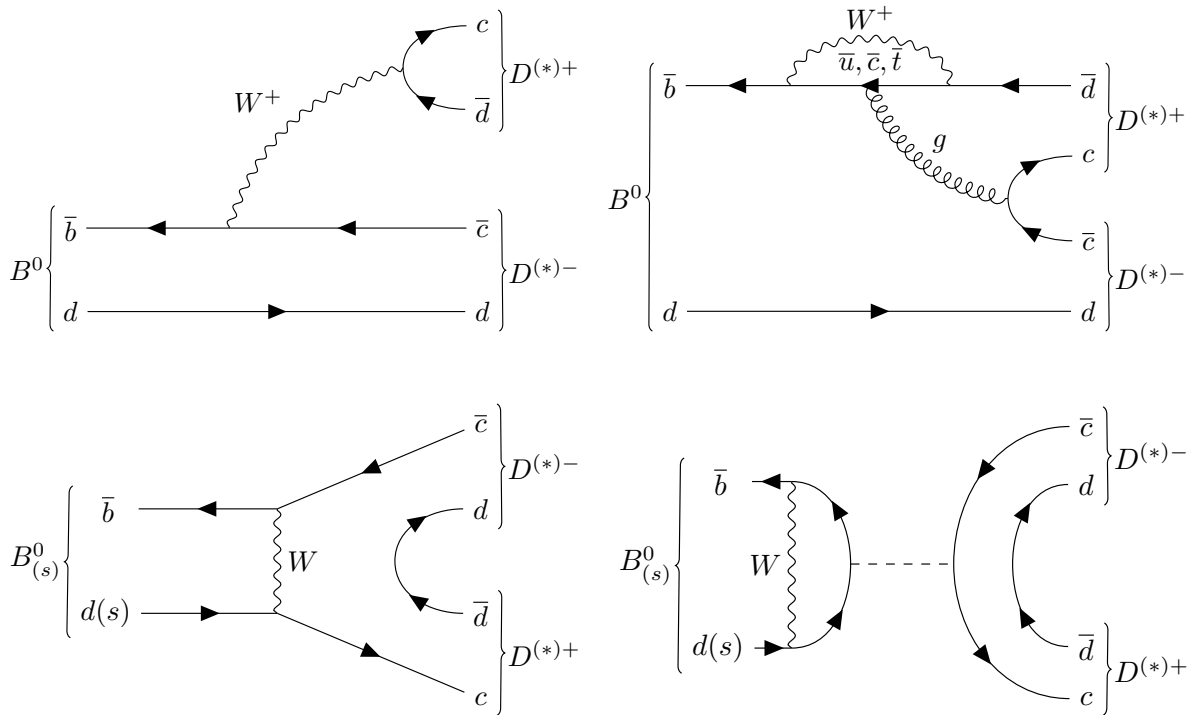


Figure 1: Dominant Feynman diagrams for $B \rightarrow DD$ decays comprising (top left) tree, (top right) penguin, (bottom left) W -exchange and (bottom right) penguin-annihilation transitions. The $B_s^0 \rightarrow D^{*+}D^{*-}$ decay can only occur via the W -exchange or penguin-annihilation diagram.

In this paper, the first observation of the $B_s^0 \rightarrow D^{*+}D^{*-}$ decay is presented. Its branching fraction is measured relative to that of the $B^0 \rightarrow D^{*+}D^{*-}$ decay, thereby canceling systematic uncertainties originating from the uncertainty on the integrated luminosity and the $b\bar{b}$ cross section. The measurement is performed with data collected by the LHCb experiment, where proton beams collide at centre-of-mass energies up to

¹Charge conjugation is implied throughout the paper.

13 TeV. In 2011 and 2012 data samples corresponding to 1 fb^{-1} and 2 fb^{-1} were collected at centre-of-mass energies of 7 and 8 TeV, respectively, and from 2015 to 2018 a data sample corresponding to 6 fb^{-1} was collected at 13 TeV. Due to the different centre-of-mass energies and due to different detector settings, the analysis is performed separately for the two data-taking periods 2011–2012 (Run 1) and 2015–2018 (Run 2), combining both results in the end.

The measurement of the ratio of branching fractions relies on the calculation of the ratio of selection efficiencies and the determination of the signal yields for the two decays. Therefore, the analysis begins with the selection of signal and control mode candidates in Sec. 3 and continues with the extraction of the B_s^0 and B^0 yields using mass fits in Sec. 4. The systematic uncertainties are evaluated in Sec. 5 and the final calculation of the ratio of branching fractions is presented in Sec. 6.

2 Detector and simulation

The LHCb detector [18, 19] is a single-arm forward spectrometer covering the pseudorapidity range $2 < \eta < 5$, designed for the study of particles containing b or c quarks. The detector includes a high-precision tracking system consisting of a silicon-strip vertex detector surrounding the proton-proton (pp) interaction region, a large-area silicon-strip detector located upstream of a dipole magnet with a bending power of about 4 Tm , and three stations of silicon-strip detectors and straw drift tubes placed downstream of the magnet. The tracking system provides a measurement of the momentum, p , of charged particles with a relative uncertainty that varies from 0.5% at low momentum to 1.0% at $200 \text{ GeV}/c$. The minimum distance of a track to a primary pp collision vertex (PV), the impact parameter (IP), is measured with a resolution of $(15 + 29/p_T) \mu\text{m}$, where p_T is the component of the momentum transverse to the beam, in GeV/c . Different types of charged hadrons are distinguished using information from two ring-imaging Cherenkov detectors. Photons, electrons and hadrons are identified by a calorimeter system consisting of scintillating-pad and preshower detectors, an electromagnetic and a hadronic calorimeter. Muons are identified by a system composed of alternating layers of iron and multiwire proportional chambers.

Simulation is used to calculate the selection efficiencies and to determine the shapes of the mass distributions. In the simulation, pp collisions are generated using PYTHIA [20] with a specific LHCb configuration [21]. The EVTGEN package [22] is used to decay unstable particles, with final-state radiation generated using PHOTOS [23]. The interaction of the generated particles with the detector, and its response, are implemented using the GEANT4 toolkit [24, 25] as described in Ref. [26].

3 Selection of candidates

The online event selection is performed by a trigger [27, 28], which consists of a hardware stage, based on information from the calorimeter and muon systems, followed by a software stage, which applies a full event reconstruction. At the hardware trigger stage, events are required to have a muon with high p_T or a hadron, photon or electron with high transverse energy in the calorimeters. The software trigger requires a two-, three- or four-track secondary vertex with a significant displacement from any primary pp interaction vertex.

At least one charged particle must have a large transverse momentum and be inconsistent with originating from a PV. A multivariate algorithm [29,30] is used for the identification of secondary vertices consistent with the decay of a b hadron.

The $B_s^0 \rightarrow D^{*+}D^{*-}$ and $B^0 \rightarrow D^{*+}D^{*-}$ decays are reconstructed through $D^{*+} \rightarrow D^0\pi^+$ decays, where the D^0 meson decays into the final states $K^-\pi^+$, K^+K^- or $\pi^+\pi^-$. These are the dominant two-body D^0 decays with charged final-state particles. Several selection requirements are applied to the final-state tracks, including having a small probability of being a ghost track [31], good track quality and loose particle identification (PID) criteria. The final-state particles and the intermediate D^0 and D^* mesons² are required to have a high χ_{IP}^2 with respect to any PV, where χ_{IP}^2 is defined as the difference in the vertex-fit χ^2 of a given PV reconstructed with and without the candidate being considered. The distance of closest approach between all possible combinations of tracks forming D vertices has to be smaller than 0.5 mm. The cosine of the angle between the momentum of each D meson and the direction from the best PV to the decay vertex has to be greater than zero, where the best PV is the PV for which the B candidate³ has the lowest χ_{IP}^2 .

The differences between the reconstructed D^* and D^0 invariant masses and their known values [32] have to be smaller than $50 \text{ MeV}/c^2$ and $100 \text{ MeV}/c^2$, respectively. The reconstructed mass difference between the D^* and D^0 candidates is required to be smaller than $150 \text{ MeV}/c^2$. Both D^* mesons must originate from a common vertex, and the B candidate formed must have p_{T} greater than $5000 \text{ MeV}/c$. The B candidates are required to have a χ_{IP}^2 smaller than 25 with respect to the best PV. The decay time of the B meson has to be larger than 0.2 ps to suppress background from particles produced directly in the PV. As a final requirement, a kinematic fit [33] is applied to the decay chain, where the masses of the D mesons and the PV are constrained, and the resulting χ^2 must be less than 50. This fit is used to correctly account for correlations and uncertainties of the vertex positions of the D^* and D^0 mesons, particle momenta, flight distances, decay times, and invariant masses. The mass estimate from this constrained fit improves the B mass resolution by around 50%, hence this mass estimate is also used for the extraction of signal candidates in Sec. 4.

A high fraction of events with multiple signal candidates is found in the data, even though the predicted branching fraction is too low for these to be true independent decays. Those are classified into two categories. Multiple candidates that originate from misidentification of a final-state particle occur in 1.4% and 2.5% of all events for Run 1 and Run 2, respectively. These candidates are identified by having the same tracks for all final state particles, but where one K has been misidentified as a π or vice versa. For this category, the candidate corresponding to the decay with the largest branching ratio is chosen. This method is used since it is expected that most of the real decays are present in the $D^0 \rightarrow K^-\pi^+$ channel. Multiple candidates that involve unrelated final-state particles occur in 0.2% and 1.3% of all events for Run 1 and Run 2, respectively, and are rejected randomly so that only one candidate remains per event.

²Throughout this paper D^* and D^0 are used to refer to the D^{*+} and D^{*-} and to the D^0 and \bar{D}^0 mesons.

³Throughout this paper a B candidate is used to refer to a possible B_s^0 or B^0 candidate.

4 Extraction of signal yields

Extended maximum-likelihood fits to the distribution of the $D^{*+}D^{*-}$ invariant mass $m_{D^{*+}D^{*-}}$ are performed to extract the yields of the $B_s^0 \rightarrow D^{*+}D^{*-}$ and $B^0 \rightarrow D^{*+}D^{*-}$ decays. The mass fits are performed separately for data collected in Run 1 and Run 2. The fits are restricted to the mass range $5100 < m_{D^{*+}D^{*-}} < 6000 \text{ MeV}/c^2$. The choice of this mass range reduces partially-reconstructed backgrounds from $B^{0(+)} \rightarrow D^{*+}D^{*-}\pi^{0(+)}$ decays, which may involve intermediate $D_1(2420)^{0(+)} \rightarrow D^{*+}\pi^{-(0)}$ or $D_1(2430)^{0(+)} \rightarrow D^{*+}\pi^{-(0)}$ decays, to a negligible level. This is validated using simulated samples of these possible backgrounds generated with the RapidSim package [34].

The total probability density function (PDF) consists of the signal components for the $B_s^0 \rightarrow D^{*+}D^{*-}$ and $B^0 \rightarrow D^{*+}D^{*-}$ decays and a component for the combinatorial background, *i.e.*,

$$\mathcal{P} = N_{B^0}\mathcal{P}_{B^0} + N_{B_s^0}\mathcal{P}_{B_s^0} + N_{\text{Comb}}\mathcal{P}_{\text{Comb}}, \quad (1)$$

where the PDF and yield of each decay mode is given by \mathcal{P}_i and N_i , respectively. The B_s^0 and B^0 signal PDFs both consist of a single double-sided Hypatia function [35]. The mean value μ of the B_s^0 signal PDF is shifted relative to the mean value of the B^0 PDF by the fixed value $\mu_{B_s^0} - \mu_{B^0} = 87.26 \text{ MeV}/c^2$ calculated with the known meson masses [32]. Due to the limited number of selected events in data and simulation, the parameters ζ and β of the generalised hyperbolic distribution $G(m - \mu, \sigma, \lambda, \zeta, \beta)$ of the Hypatia functions are set to zero to achieve a more stable fit. The simulated samples only contain decays with $D^0 \rightarrow K^-\pi^+$ final states, but the same mass model is used for all final states, as any difference between them is expected to be negligible due to the constraints on both D^* masses. The combinatorial background is described with a PDF consisting of an exponential function with a negative slope. The same mass model is used for both data-taking periods with different sets of parameters.

In the fit to the data, the only free parameters are the mean of the B^0 PDF, the widths of both signal PDFs, the slope of the exponential function and the yield of each contribution. The mass distributions and fit projections are shown in Fig. 2 together with the contribution of each component. The resulting yields for the $B_s^0 \rightarrow D^{*+}D^{*-}$ and $B^0 \rightarrow D^{*+}D^{*-}$ decays are 20 ± 5 and 251 ± 16 , respectively, for the data-taking period Run 1. For Run 2 the $B_s^0 \rightarrow D^{*+}D^{*-}$ and $B^0 \rightarrow D^{*+}D^{*-}$ yields are 79 ± 10 and 1123 ± 34 , respectively. For both data-taking periods, the uncertainties are purely statistical.

5 Systematic uncertainties

The systematic uncertainties are summarised in Table 1. The combined uncertainties are calculated from the individual uncertainties for Run 1 and Run 2, taking into account the correlations. The individual systematic uncertainties are combined in quadrature to obtain the total uncertainties for each data-taking period.

The measurement of the ratio of branching fractions relies on the ratio of b quark hadronisation fractions to B_s^0 and B^0 mesons, f_s/f_d , which is taken from Ref. [36]. For the data-taking periods Run 1 and Run 2, all uncertainties of f_s/f_d are shared between the samples with one additional independent uncertainty of around 0.7% for the Run 1 sample, so overall the uncertainties are partially correlated when the two data-taking periods are combined.

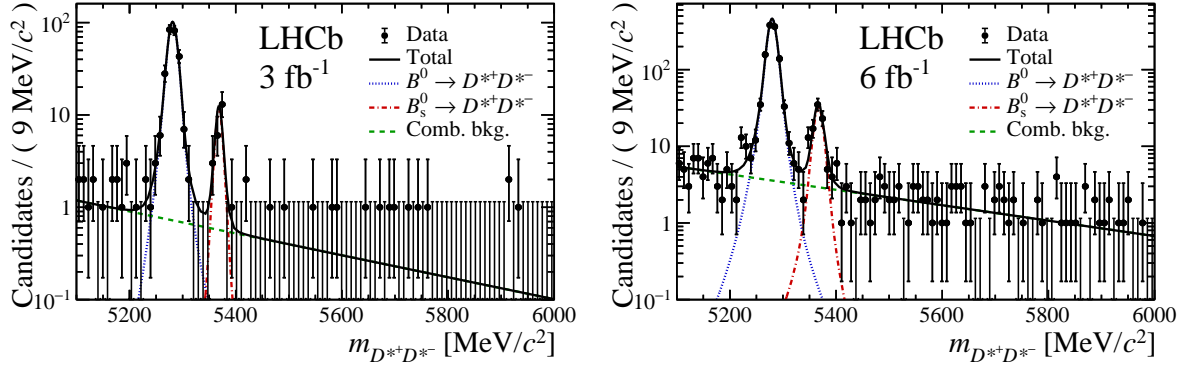


Figure 2: Distributions of the $D^{*+}D^{*-}$ mass for (left) Run 1 and (right) Run 2 data samples, with the fit results overlaid. In addition to the full fit result (solid black), each of the individual components are shown: the $B^0 \rightarrow D^{*+}D^{*-}$ signal (dotted blue), the $B_s^0 \rightarrow D^{*+}D^{*-}$ signal (dash-dotted red) and the combinatorial background (dashed green).

Table 1: Systematic uncertainties relative to the measured value of the ratio of branching fractions for Run 1, Run 2, and their combination, taking into account correlations.

Source	Run 1 [%]	Run 2 [%]	Combined [%]
Size of simulated sample	1.50	1.09	0.93
Polarisation	4.47	3.66	3.82
Multiple candidates	0.12	1.05	0.85
Mass model	0.08	0.09	0.09
Mass fit range	1.49	0.51	0.70
Total without f_s/f_d	4.94	3.99	4.08
f_s/f_d	3.18	3.11	3.11
Total	5.88	5.06	5.13

Two sources of systematic uncertainty on the efficiency ratio of the $B_s^0 \rightarrow D^{*+}D^{*-}$ and $B^0 \rightarrow D^{*+}D^{*-}$ modes are considered. The first comes from the limited size of the simulated sample and is treated as uncorrelated between the data-taking periods. Secondly, the nominal efficiency ratio is calculated using simulated unpolarised $B_s^0 \rightarrow D^{*+}D^{*-}$ and $B^0 \rightarrow D^{*+}D^{*-}$ decays, but these decays involve a pseudoscalar decaying into two vector mesons, which have to be longitudinally or transversely polarised. The effect of different polarisations of the B^0 and B_s^0 decay products are analysed by recalculating the efficiency ratio using polarised simulated samples. The polarisation fractions of the B^0 decay are set to their measured values [37]. Different polarisation configurations for the B_s^0 decay products, ranging from purely longitudinal to purely transverse, are evaluated. The largest deviation to the nominal efficiency ratio is assigned as a systematic uncertainty. The uncertainties of the two data-taking periods are assumed to be fully correlated.

The fraction of events with multiple candidates originating from particle misidentification is of order 2%. In addition to the branching-fraction based method described above, two alternative rejection methods for this kind of multiple candidates are studied to assign a systematic uncertainty: random rejection and rejection according to a probability

based on the PID response. For the latter, a ratio for each final state particle of the D^0 decays is calculated indicating how likely the particle is correctly identified. The mass fit is repeated using the alternative rejection methods to extract the new yields. The highest deviation from the default method or between the two alternative methods is assigned as a systematic uncertainty. The uncertainties of the two data-taking periods are assumed to be uncorrelated.

Finally, systematic uncertainties are assigned to account for the choice of the PDF used to describe the signal distributions and to account for the choice of the mass range in the fit. Both uncertainties are estimated using pseudoexperiments. Data sets are generated using alternative mass models of the B^0 and B_s^0 contributions, or using alternative mass-fit ranges. The alternative mass model consists of a sum of two Crystal Ball functions [38], which have tails on opposite sides of the peak and parameters that are obtained using fits to simulated samples. The remaining parameters are generated according to their results from the default mass fit. The alternative mass ranges have the upper boundary of the default fit, but the lower boundary is shifted by $\pm 50 \text{ MeV}/c^2$. The parameters are generated using the default mass fit results for the signal contributions and results of fits in the respective ranges for the background contribution. For each generated data set, an extended maximum likelihood fit is performed using the default model. In the investigation of the alternative mass ranges, the fit uses the respective alternative ranges instead of the default fit range. The deviation of the ratio of the yields relative to the default ratio is calculated for each data set and the mean of the deviations is assigned as the systematic uncertainty. The results are assumed to be fully correlated between the two data-taking periods.

6 Results

The $B_s^0 \rightarrow D^{*+}D^{*-}$ decay is observed with more than 10 standard deviations, determined using Wilks' theorem [39].

The ratio of branching fractions is given by

$$\frac{\mathcal{B}(B_s^0 \rightarrow D^{*+}D^{*-})}{\mathcal{B}(B^0 \rightarrow D^{*+}D^{*-})} = \frac{N_{B_s^0} \varepsilon_{B^0} f_d}{N_{B^0} \varepsilon_{B_s^0} f_s}, \quad (2)$$

where ε_{B^0} and $\varepsilon_{B_s^0}$ are the efficiencies of the entire selection, N_{B^0} and $N_{B_s^0}$ are yields determined from the fit to the $D^{*+}D^{*-}$ mass distribution, and f_s/f_d is the ratio of hadronisation fractions of B^0 and B_s^0 , which is taken from Ref. [36].

Accordingly, the f_s/f_d ratios are given by

$$\left. \frac{f_s}{f_d} \right|_{\text{Run 1}} = 0.239 \pm 0.008, \quad \left. \frac{f_s}{f_d} \right|_{\text{Run 2}} = 0.254 \pm 0.008.$$

Calculating the selection efficiencies using simulated samples results in

$$\left. \frac{\varepsilon_{B_s^0}}{\varepsilon_{B^0}} \right|_{\text{Run 1}} = 1.037 \pm 0.016, \quad \left. \frac{\varepsilon_{B_s^0}}{\varepsilon_{B^0}} \right|_{\text{Run 2}} = 1.082 \pm 0.012.$$

The ratios of the numbers of signal candidates resulting from the fit are calculated to be

$$\left. \frac{N_{B_s^0}}{N_{B^0}} \right|_{\text{Run 1}} = 0.081 \pm 0.020, \quad \left. \frac{N_{B_s^0}}{N_{B^0}} \right|_{\text{Run 2}} = 0.071 \pm 0.010.$$

The relative branching fractions for Run 1 and Run 2 are determined to be

$$\left. \frac{\mathcal{B}(B_s^0 \rightarrow D^{*+} D^{*-})}{\mathcal{B}(B^0 \rightarrow D^{*+} D^{*-})} \right|_{\text{Run 1}} = 0.328 \pm 0.080 \pm 0.016 \pm 0.010,$$

$$\left. \frac{\mathcal{B}(B_s^0 \rightarrow D^{*+} D^{*-})}{\mathcal{B}(B^0 \rightarrow D^{*+} D^{*-})} \right|_{\text{Run 2}} = 0.257 \pm 0.035 \pm 0.010 \pm 0.008,$$

where the first uncertainty is statistical, the second is systematic and the third is due to the uncertainty of the fragmentation fraction ratio f_s/f_d . The results are combined by calculating a weighted average, using the total uncertainties on the individual measurements and taking into account correlations. The combined ratio of branching fractions is

$$\frac{\mathcal{B}(B_s^0 \rightarrow D^{*+} D^{*-})}{\mathcal{B}(B^0 \rightarrow D^{*+} D^{*-})} = 0.269 \pm 0.032 \pm 0.011 \pm 0.008.$$

Using the known value of the branching fraction of the $B^0 \rightarrow D^{*+} D^{*-}$ decay [32], the $B_s^0 \rightarrow D^{*+} D^{*-}$ branching fraction is calculated to be

$$\mathcal{B}(B_s^0 \rightarrow D^{*+} D^{*-}) = (2.15 \pm 0.26 \pm 0.09 \pm 0.06 \pm 0.16) \times 10^{-4},$$

where the fourth uncertainty is due to the $B^0 \rightarrow D^{*+} D^{*-}$ branching fraction.

The central value of the time-integrated branching fraction presented in this paper depends on the lifetime of the B_s^0 meson [40]. There is currently no measurement or prediction for the B_s^0 lifetime in this decay, so the average B_s^0 lifetime is used in the generation of simulated $B_s^0 \rightarrow D^{*+} D^{*-}$ decays. However, the light and heavy eigenstates have significantly different lifetimes, $\tau(B_{s,L}^0) = 1.423$ ps and $\tau(B_{s,H}^0) = 1.620$ ps [32]. Since the B_s^0 selection efficiency depends on the lifetime, correction factors for the efficiency are calculated for the scenarios where either a purely heavy or a purely light B_s^0 eigenstate is considered. The time-integrated correction factors for the efficiency are 0.947 and 1.045 for light and heavy B_s^0 eigenstates, respectively. If the lifetime of the B_s^0 meson in the $B_s^0 \rightarrow D^{*+} D^{*-}$ decay is found in further studies to differ significantly from the average B_s^0 lifetime, the central value of the paper result can be corrected. The equivalent effect also occurs for the $B^0 \rightarrow D^{*+} D^{*-}$ decay but is neglected due to the small value of $\Delta\Gamma_d$ [32].

7 Summary

The $B_s^0 \rightarrow D^{*+} D^{*-}$ decay is observed with more than 10 standard deviations. Its branching fraction is measured relative to the $B^0 \rightarrow D^{*+} D^{*-}$ branching fraction. The measurement is performed using data collected by the LHCb experiment in Run 1 and Run 2 corresponding to an integrated luminosity of 9 fb^{-1} . The time-integrated ratio of branching fractions is measured to be

$$\frac{\mathcal{B}(B_s^0 \rightarrow D^{*+} D^{*-})}{\mathcal{B}(B^0 \rightarrow D^{*+} D^{*-})} = 0.269 \pm 0.032 \pm 0.011 \pm 0.008,$$

where the first uncertainty is statistical, the second systematic and the third is due to the uncertainty of the fragmentation fraction ratio f_s/f_d . The ratio is measured assuming an average B_s^0 lifetime in the calculation of the B_s^0 selection efficiency, since no measurement

or prediction for the B_s^0 lifetime is available in this decay. Correction factors for the efficiency are reported in Sec. 6 for the scenarios where either a purely heavy or a purely light B_s^0 eigenstate is considered, so that the central value of the result presented here can be recalculated when a measurement or prediction is available. The $B_s^0 \rightarrow D^{*+} D^{*-}$ branching fraction is determined to be

$$\mathcal{B}(B_s^0 \rightarrow D^{*+} D^{*-}) = (2.15 \pm 0.26 \pm 0.09 \pm 0.06 \pm 0.16) \times 10^{-4},$$

where the fourth uncertainty is due to the $B^0 \rightarrow D^{*+} D^{*-}$ branching fraction. The result is in agreement with the theoretical prediction using a perturbative QCD approach based on k_T factorisation [17]. It can be used to constrain higher-order SM effects in CP violation observables in $B^0 \rightarrow D^{(*)+} D^{(*)-}$ and $B_s^0 \rightarrow D_s^{(*)+} D_s^{(*)-}$ decays.

Acknowledgements

We express our gratitude to our colleagues in the CERN accelerator departments for the excellent performance of the LHC. We thank the technical and administrative staff at the LHCb institutes. We acknowledge support from CERN and from the national agencies: CAPES, CNPq, FAPERJ and FINEP (Brazil); MOST and NSFC (China); CNRS/IN2P3 (France); BMBF, DFG and MPG (Germany); INFN (Italy); NWO (Netherlands); MNiSW and NCN (Poland); MEN/IFA (Romania); MICINN (Spain); SNSF and SER (Switzerland); NASU (Ukraine); STFC (United Kingdom); DOE NP and NSF (USA). We acknowledge the computing resources that are provided by CERN, IN2P3 (France), KIT and DESY (Germany), INFN (Italy), SURF (Netherlands), PIC (Spain), GridPP (United Kingdom), CSCS (Switzerland), IFIN-HH (Romania), CBPF (Brazil), Polish WLCG (Poland) and NERSC (USA). We are indebted to the communities behind the multiple open-source software packages on which we depend. Individual groups or members have received support from ARC and ARDC (Australia); Minciencias (Colombia); AvH Foundation (Germany); EPLANET, Marie Skłodowska-Curie Actions and ERC (European Union); A*MIDEX, ANR, IPhU and Labex P2IO, and Région Auvergne-Rhône-Alpes (France); Key Research Program of Frontier Sciences of CAS, CAS PIFI, CAS CCEPP, Fundamental Research Funds for the Central Universities, and Sci. & Tech. Program of Guangzhou (China); GVA, XuntaGal, GENCAT and Prog. Atracción Talento, CM (Spain); SRC (Sweden); the Leverhulme Trust, the Royal Society and UKRI (United Kingdom).

References

- [1] N. Cabibbo, *Unitary symmetry and leptonic decays*, Phys. Rev. Lett. **10** (1963) 531.
- [2] M. Kobayashi and T. Maskawa, *CP-violation in the renormalizable theory of weak interaction*, Prog. Theor. Phys. **49** (1973) 652.
- [3] BaBar collaboration, B. Aubert *et al.*, *Measurement of branching fractions and CP-violating charge asymmetries for B meson decays to $D^{(*)} \bar{D}^{(*)}$, and implications for the CKM angle γ* , Phys. Rev. **D73** (2006) 112004, [arXiv:hep-ex/0604037](#).
- [4] BaBar collaboration, B. Aubert *et al.*, *Measurements of time-dependent CP asymmetries in $B^0 \rightarrow D^{(*)+} D^{(*)-}$ decays*, Phys. Rev. **D79** (2009) 032002, [arXiv:0808.1866](#).

- [5] Belle collaboration, S. Fratina *et al.*, *Evidence for CP violation in $B^0 \rightarrow D^+D^-$ decays*, Phys. Rev. Lett. **98** (2007) 221802, arXiv:hep-ex/0702031.
- [6] Belle collaboration, M. Röhrken *et al.*, *Measurements of branching fractions and time-dependent CP violating asymmetries in $B^0 \rightarrow D^{(*)\pm}D^\mp$ decays*, Phys. Rev. **D85** (2012) 091106, arXiv:1203.6647.
- [7] LHCb collaboration, R. Aaij *et al.*, *Measurement of CP violation in $B \rightarrow D^+D^-$ decays*, Phys. Rev. Lett. **117** (2016) 261801, arXiv:1608.06620.
- [8] LHCb collaboration, R. Aaij *et al.*, *Measurement of CP violation in $B^0 \rightarrow D^{*\pm}D^\mp$ decays*, JHEP **03** (2020) 147, arXiv:1912.03723.
- [9] LHCb collaboration, R. Aaij *et al.*, *Measurement of the CP-violating phase ϕ_s in $\bar{B}_s^0 \rightarrow D_s^+D_s^-$ decays*, Phys. Rev. Lett. **113** (2014) 211801, arXiv:1409.4619.
- [10] R. Aleksan *et al.*, *The decay $B \rightarrow DD^* + D^*D$ in the heavy quark limit and tests of CP violation*, Phys. Lett. **B317** (1993) 173 .
- [11] A. I. Sanda and Z.-z. Xing, *Towards determining ϕ_1 with $B \rightarrow D^{(*)}\bar{D}^{(*)}$* , Phys. Rev. **D56** (1997) 341, arXiv:hep-ph/9702297.
- [12] Z.-z. Xing, *Measuring CP violation and testing factorization in $B_d \rightarrow D^{*\pm}D^\mp$ and $B_s \rightarrow D_s^{*\pm}D_s^\mp$ decays* , Phys. Lett. **B443** (1998) 365, arXiv:hep-ph/9809496.
- [13] Z.-z. Xing, *CP violation in $B_d \rightarrow D^+D^-$, $D^{*+}D^-$, D^+D^{*-} and $D^{*+}D^{*-}$ decays*, Phys. Rev. **D61** (2000) 014010, arXiv:hep-ph/9907455.
- [14] X.-Y. Pham and Z.-z. Xing, *CP asymmetries in $B_d \rightarrow D^{*+}D^{*-}$ and $B_s \rightarrow D_s^{*+}D_s^{*-}$ decays: P wave dilution, penguin and rescattering effects*, Phys. Lett. **B458** (1999) 375, arXiv:hep-ph/9904360.
- [15] M. Jung and S. Schacht, *Standard model predictions and new physics sensitivity in $B \rightarrow DD$ decays*, Phys. Rev. **D91** (2015) 034027, arXiv:1410.8396.
- [16] L. Bel *et al.*, *Anatomy of $B \rightarrow D\bar{D}$ decays*, JHEP **07** (2015) 108, arXiv:1505.01361.
- [17] R.-H. Li, X.-X. Wang, A. I. Sanda, and C.-D. Lu, *Decays of B meson to two charmed mesons*, Phys. Rev. **D81** (2010) 034006, arXiv:0910.1424.
- [18] LHCb collaboration, A. A. Alves Jr. *et al.*, *The LHCb detector at the LHC*, JINST **3** (2008) S08005.
- [19] LHCb collaboration, R. Aaij *et al.*, *LHCb detector performance*, Int. J. Mod. Phys. **A30** (2015) 1530022, arXiv:1412.6352.
- [20] T. Sjöstrand, S. Mrenna, and P. Skands, *A brief introduction to PYTHIA 8.1*, Comput. Phys. Commun. **178** (2008) 852, arXiv:0710.3820.
- [21] I. Belyaev *et al.*, *Handling of the generation of primary events in Gauss, the LHCb simulation framework*, J. Phys. Conf. Ser. **331** (2011) 032047.

























































- [22] D. J. Lange, *The EvtGen particle decay simulation package*, Nucl. Instrum. Meth. **A462** (2001) 152.
- [23] N. Davidson, T. Przedzinski, and Z. Was, *PHOTOS interface in C++: Technical and physics documentation*, Comp. Phys. Comm. **199** (2016) 86, [arXiv:1011.0937](#).
- [24] Geant4 collaboration, J. Allison *et al.*, *Geant4 developments and applications*, IEEE Trans. Nucl. Sci. **53** (2006) 270.
- [25] Geant4 collaboration, S. Agostinelli *et al.*, *Geant4: A simulation toolkit*, Nucl. Instrum. Meth. **A506** (2003) 250.
- [26] M. Clemencic *et al.*, *The LHCb simulation application, Gauss: Design, evolution and experience*, J. Phys. Conf. Ser. **331** (2011) 032023.
- [27] R. Aaij *et al.*, *The LHCb trigger and its performance in 2011*, JINST **8** (2013) P04022, [arXiv:1211.3055](#).
- [28] R. Aaij *et al.*, *Performance of the LHCb trigger and full real-time reconstruction in Run 2 of the LHC*, JINST **14** (2019) P04013, [arXiv:1812.10790](#).
- [29] V. V. Gligorov and M. Williams, *Efficient, reliable and fast high-level triggering using a bonsai boosted decision tree*, JINST **8** (2013) P02013, [arXiv:1210.6861](#).
- [30] T. Likhomanenko *et al.*, *LHCb topological trigger reoptimization*, J. Phys. Conf. Ser. **664** (2015) 082025.
- [31] M. De Cian, S. Farry, P. Seyfert, and S. Stahl, *Fast neural-net based fake track rejection in the LHCb reconstruction*, LHCb-PUB-2017-011, CERN-LHCb-PUB-2017-011.
- [32] Particle Data Group, P. A. Zyla *et al.*, *Review of particle physics*, Prog. Theor. Exp. Phys. **2020** (2020) 083C01.
- [33] W. D. Hulsbergen, *Decay chain fitting with a Kalman filter*, Nucl. Instrum. Meth. **A552** (2005) 566, [arXiv:physics/0503191](#).
- [34] G. A. Cowan, D. C. Craik, and M. D. Needham, *RapidSim: an application for the fast simulation of heavy-quark hadron decays*, Comput. Phys. Commun. **214** (2017) 239, [arXiv:1612.07489](#).
- [35] D. Martínez Santos and F. Dupertuis, *Mass distributions marginalized over per-event errors*, Nucl. Instrum. Meth. **A764** (2014) 150, [arXiv:1312.5000](#).
- [36] LHCb collaboration, R. Aaij *et al.*, *Precise measurement of the f_s/f_d ratio of fragmentation fractions and of B_s^0 decay branching fractions*, Phys. Rev. **D104** (2021) 032005, [arXiv:2103.06810](#).
- [37] Belle collaboration, B. Kronenbitter *et al.*, *First observation of CP violation and improved measurement of the branching fraction and polarization of $B^0 \rightarrow D^{*+} D^{*-}$ decays*, Phys. Rev. **D86** (2012) 071103, [arXiv:1207.5611](#).

- [38] T. Skwarnicki, *A study of the radiative cascade transitions between the Upsilon-prime and Upsilon resonances*, PhD thesis, Institute of Nuclear Physics, Krakow, 1986, DESY-F31-86-02.
- [39] S. S. Wilks, *The large-sample distribution of the likelihood ratio for testing composite hypotheses*, Ann. Math. Stat. **9** (1938) 60.
- [40] K. De Bruyn *et al.*, *Branching ratio measurements of B_s decays*, Phys. Rev. **D86** (2012) 014027, [arXiv:1204.1735](https://arxiv.org/abs/1204.1735).

LHCb collaboration

R. Aaij³² , A.S.W. Abdelmotteleb⁵⁰ , C. Abellan Beteta⁴⁴ , F. Abudinén⁵⁰ ,
T. Ackernley⁵⁴ , B. Adeva⁴⁰ , M. Adinolfi⁴⁸ , P. Adlarson⁷⁷ , H. Afsharnia⁹,
C. Agapopoulou¹³ , C.A. Aidala⁷⁸ , S. Aiola²⁵ , Z. Ajaltouni⁹, S. Akar⁵⁹ , K. Akiba³² ,
J. Albrecht¹⁵ , F. Alessio⁴² , M. Alexander⁵³ , A. Alfonso Alberro³⁹ , Z. Aliouche⁵⁶ ,
P. Alvarez Cartelle⁴⁹ , R. Amalric¹³ , S. Amato² , J.L. Amey⁴⁸ , Y. Amhis^{11,42} ,
L. An⁴² , L. Anderlini²² , M. Andersson⁴⁴ , A. Andreianov³⁸ , M. Andreotti²¹ ,
D. Andreou⁶² , D. Ao⁶ , F. Archilli¹⁷ , A. Artamonov³⁸ , M. Artuso⁶² ,
E. Aslanides¹⁰ , M. Atzeni⁴⁴ , B. Audurier¹² , S. Bachmann¹⁷ , M. Bachmayer⁴³ ,
J.J. Back⁵⁰ , A. Bailly-reyre¹³, P. Baladron Rodriguez⁴⁰ , V. Balagura¹² , W. Baldini²¹ ,
J. Baptista de Souza Leite¹ , M. Barbetti^{22,j} , R.J. Barlow⁵⁶ , S. Barsuk¹¹ ,
W. Barter⁵⁵ , M. Bartolini⁴⁹ , F. Baryshnikov³⁸ , J.M. Basels¹⁴ , G. Bassi^{29,q} ,
B. Batsukh⁴ , A. Battig¹⁵ , A. Bay⁴³ , A. Beck⁵⁰ , M. Becker¹⁵ , F. Bedeschi²⁹ ,
I.B. Bediaga¹ , A. Beiter⁶², V. Belavin³⁸, S. Belin⁴⁰ , V. Bellee⁴⁴ , K. Belous³⁸ ,
I. Belov³⁸ , I. Belyaev³⁸ , G. Benane¹⁰ , G. Bencivenni²³ , E. Ben-Haim¹³ ,
A. Berezhnoy³⁸ , R. Bernet⁴⁴ , S. Bernet Andres⁷⁶ , D. Berninghoff¹⁷, H.C. Bernstein⁶²,
C. Bertella⁵⁶ , A. Bertolin²⁸ , C. Betancourt⁴⁴ , F. Betti⁴² , Ia. Bezshyiko⁴⁴ ,
S. Bhasin⁴⁸ , J. Bhom³⁵ , L. Bian⁶⁸ , M.S. Bieker¹⁵ , N.V. Biesuz²¹ , S. Bifani⁴⁷ ,
P. Billoir¹³ , A. Biolchini³² , M. Birch⁵⁵ , F.C.R. Bishop⁴⁹ , A. Bitadze⁵⁶ ,
A. Bizzeti , M.P. Blago⁴⁹ , T. Blake⁵⁰ , F. Blanc⁴³ , S. Blusk⁶² , D. Bobulska⁵³ ,
J.A. Boelhauve¹⁵ , O. Boente Garcia¹² , T. Boettcher⁵⁹ , A. Boldyrev³⁸ ,
C.S. Bolognani⁷⁴ , R. Bolzonella^{21,i} , N. Bondar^{38,42} , F. Borgato²⁸ , S. Borghi⁵⁶ ,
M. Borsato¹⁷ , J.T. Borsuk³⁵ , S.A. Bouchiba⁴³ , T.J.V. Bowcock⁵⁴ , A. Boyer⁴² ,
C. Bozzi²¹ , M.J. Bradley⁵⁵, S. Braun⁶⁰ , A. Brea Rodriguez⁴⁰ , J. Brodzicka³⁵ ,
A. Brossa Gonzalo⁴⁰ , J. Brown⁵⁴ , D. Brundu²⁷ , A. Buonauro⁴⁴ , L. Buonincontri²⁸ ,
A.T. Burke⁵⁶ , C. Burr⁴² , A. Bursche⁶⁶, A. Butkevich³⁸ , J.S. Butter³² ,
J. Buytaert⁴² , W. Byczynski⁴² , S. Cadeddu²⁷ , H. Cai⁶⁸, R. Calabrese^{21,i} ,
L. Calefice¹⁵ , S. Cali²³ , R. Calladine⁴⁷, M. Calvi^{26,m} , M. Calvo Gomez⁷⁶ ,
P. Campana²³ , D.H. Campora Perez⁷⁴ , A.F. Campoverde Quezada⁶ , S. Capelli^{26,m} ,
L. Capriotti²⁰ , A. Carbone^{20,g} , G. Carboni³¹ , R. Cardinale^{24,k} , A. Cardini²⁷ ,
I. Carli⁴ , P. Carniti^{26,m} , L. Carus¹⁴, A. Casais Vidal⁴⁰ , R. Caspary¹⁷ , G. Casse⁵⁴ ,
M. Cattaneo⁴² , G. Cavallero⁴² , V. Cavallini^{21,i} , S. Celani⁴³ , J. Cerasoli¹⁰ ,
D. Cervenkov⁵⁷ , A.J. Chadwick⁵⁴ , M.G. Chapman⁴⁸, M. Charles¹³ ,
Ph. Charpentier⁴² , C.A. Chavez Barajas⁵⁴ , M. Chefdeville⁸ , C. Chen³ , S. Chen⁴ ,
A. Chernov³⁵ , S. Chernyshenko⁴⁶ , V. Chobanova⁴⁰ , S. Cholak⁴³ , M. Chruszcz³⁵ ,
A. Chubykin³⁸ , V. Chulikov³⁸ , P. Ciambrone²³ , M.F. Cicala⁵⁰ , X. Cid Vidal⁴⁰ ,
G. Ciezarek⁴² , G. Ciullo^{i,21} , P.E.L. Clarke⁵² , M. Clemencic⁴² , H.V. Cliff⁴⁹ ,
J. Closier⁴² , J.L. Cobbledick⁵⁶ , V. Coco⁴² , J.A.B. Coelho¹¹ , J. Cogan¹⁰ ,
E. Cogneras⁹ , L. Cojocariu³⁷ , P. Collins⁴² , T. Colombo⁴² , L. Congedo¹⁹ ,
A. Contu²⁷ , N. Cooke⁴⁷ , I. Corredoira⁴⁰ , G. Corti⁴² , B. Couturier⁴² ,
D.C. Craik⁵⁸ , J. Crkovská⁶¹ , M. Cruz Torres^{1,e} , R. Currie⁵² , C.L. Da Silva⁶¹ ,
S. Dadabaev³⁸ , L. Dai⁶⁵ , X. Dai⁵ , E. Dall'Occo¹⁵ , J. Dalseno⁴⁰ ,
C. D'Ambrosio⁴² , J. Daniel⁹ , A. Danilina³⁸ , P. d'Argent¹⁵ , J.E. Davies⁵⁶ ,
A. Davis⁵⁶ , O. De Aguiar Francisco⁵⁶ , J. de Boer⁴² , K. De Bruyn⁷³ , S. De Capua⁵⁶ ,
M. De Cian⁴³ , U. De Freitas Carneiro Da Graca¹ , E. De Lucia²³ , J.M. De Miranda¹ ,
L. De Paula² , M. De Serio^{19,f} , D. De Simone⁴⁴ , P. De Simone²³ , F. De Vellis¹⁵ ,
J.A. de Vries⁷⁴ , C.T. Dean⁶¹ , F. Debernardis^{19,f} , D. Decamp⁸ , V. Dedu¹⁰ ,
L. Del Buono¹³ , B. Delaney⁵⁸ , H.-P. Dembinski¹⁵ , V. Denysenko⁴⁴ , O. Deschamps⁹ ,
F. Dettori^{27,h} , B. Dey⁷¹ , A. Di Cicco²³ , P. Di Nezza²³ , I. Diachkov³⁸ 

S. Kubis⁷⁵ , W. Kucewicz^{35,34} , M. Kucharczyk³⁵ , V. Kudryavtsev³⁸ , G.J. Kunde⁶¹,
A. Kupsc⁷⁷ , D. Lacarrere⁴² , G. Lafferty⁵⁶ , A. Lai²⁷ , A. Lampis^{27,h} ,
D. Lancierini⁴⁴ , C. Landesa Gomez⁴⁰ , J.J. Lane⁵⁶ , R. Lane⁴⁸ , G. Lanfranchi²³ ,
C. Langenbruch¹⁴ , J. Langer¹⁵ , O. Lantwin³⁸ , T. Latham⁵⁰ , F. Lazzari^{29,u} ,
M. Lazzaroni^{25,l} , R. Le Gac¹⁰ , S.H. Lee⁷⁸ , R. Lefevre⁹ , A. Leflat³⁸ , S. Legotin³⁸ ,
P. Lenisa^{i,21} , O. Leroy¹⁰ , T. Lesiak³⁵ , B. Leverington¹⁷ , A. Li³ , H. Li⁶⁶ ,
K. Li⁷ , P. Li¹⁷ , P.-R. Li⁶⁷ , S. Li⁷ , T. Li⁶⁶ , Y. Li⁴ , Z. Li⁶² , X. Liang⁶² ,
C. Lin⁶ , T. Lin⁵¹ , R. Lindner⁴² , V. Lisovskiy¹⁵ , R. Litvinov^{27,h} , G. Liu⁶⁶ ,
H. Liu⁶ , Q. Liu⁶ , S. Liu^{4,6} , A. Lobo Salvia³⁹ , A. Loi²⁷ , R. Lollini⁷² ,
J. Lomba Castro⁴⁰ , I. Longstaff⁵³ , J.H. Lopes² , A. Lopez Huertas³⁹ ,
S. López Soliño⁴⁰ , G.H. Lovell⁴⁹ , Y. Lu^{4,b} , C. Lucarelli^{22,j} , D. Lucchesi^{28,o} ,
S. Luchuk³⁸ , M. Lucio Martinez⁷⁴ , V. Lukashenko^{32,46} , Y. Luo³ , A. Lupato⁵⁶ ,
E. Luppi^{21,i} , A. Lusiani^{29,q} , K. Lynch¹⁸ , X.-R. Lyu⁶ , L. Ma⁴ , R. Ma⁶ ,
S. Maccolini²⁰ , F. Machefert¹¹ , F. Maciuc³⁷ , I. Mackay⁵⁷ , V. Macko⁴³ ,
P. Mackowiak¹⁵ , L.R. Madhan Mohan⁴⁸ , A. Maevskiy³⁸ , D. Maisuzenko³⁸ ,
M.W. Majewski³⁴ , J.J. Malczewski³⁵ , S. Malde⁵⁷ , B. Malecki^{35,42} , A. Malinin³⁸ ,
T. Maltsev³⁸ , G. Manca^{27,h} , G. Mancinelli¹⁰ , C. Mancuso^{11,25,l} , D. Manuzzi²⁰ ,
C.A. Manzari⁴⁴ , D. Marangotto^{25,l} , J.F. Marchand⁸ , U. Marconi²⁰ , S. Mariani^{22,j} ,
C. Marin Benito³⁹ , J. Marks¹⁷ , A.M. Marshall⁴⁸ , P.J. Marshall⁵⁴ , G. Martelli^{72,p} ,
G. Martellotti³⁰ , L. Martinazzoli^{42,m} , M. Martinelli^{26,m} , D. Martinez Santos⁴⁰ ,
F. Martinez Vidal⁴¹ , A. Massafferri¹ , M. Materok¹⁴ , R. Matev⁴² , A. Mathad⁴⁴ ,
V. Matiunin³⁸ , C. Matteuzzi²⁶ , K.R. Mattioli¹² , A. Mauri³² , E. Maurice¹² ,
J. Mauricio³⁹ , M. Mazurek⁴² , M. McCann⁵⁵ , L. Mcconnell¹⁸ , T.H. McGrath⁵⁶ ,
N.T. McHugh⁵³ , A. McNab⁵⁶ , R. McNulty¹⁸ , J.V. Mead⁵⁴ , B. Meadows⁵⁹ ,
G. Meier¹⁵ , D. Melnychuk³⁶ , S. Meloni^{26,m} , M. Merk^{32,74} , A. Merli^{25,l} ,
L. Meyer Garcia² , D. Miao^{4,6} , M. Mikhasenko^{70,d} , D.A. Milanes⁶⁹ , E. Millard⁵⁰,
M. Milovanovic⁴² , M.-N. Minard^{8,†} , A. Minotti^{26,m} , T. Miralles⁹ , S.E. Mitchell⁵² ,
B. Mitreska⁵⁶ , D.S. Mittel¹⁵ , A. Mödden¹⁵ , R.A. Mohammed⁵⁷ , R.D. Moise¹⁴ ,
S. Mokhnenko³⁸ , T. Mombächer⁴⁰ , M. Monk^{50,63} , I.A. Monroy⁶⁹ , S. Monteil⁹ ,
M. Morandin²⁸ , G. Morello²³ , M.J. Morello^{29,q} , J. Moron³⁴ , A.B. Morris⁷⁰ ,
A.G. Morris⁵⁰ , R. Mountain⁶² , H. Mu³ , E. Muhammad⁵⁰ , F. Muheim⁵² ,
M. Mulder⁷³ , K. Müller⁴⁴ , C.H. Murphy⁵⁷ , D. Murray⁵⁶ , R. Murta⁵⁵ ,
P. Muzzetto^{27,h} , P. Naik⁴⁸ , T. Nakada⁴³ , R. Nandakumar⁵¹ , T. Nanut⁴² ,
I. Nasteva² , M. Needham⁵² , N. Neri^{25,l} , S. Neubert⁷⁰ , N. Neufeld⁴² , P. Neustroev³⁸,
R. Newcombe⁵⁵ , J. Nicolini^{15,11} , E.M. Niel⁴³ , S. Nieswand¹⁴ , N. Nikitin³⁸ ,
N.S. Nolte⁵⁸ , C. Normand^{8,h,27} , J. Novoa Fernandez⁴⁰ , C. Nunez⁷⁸ ,
A. Oblakowska-Mucha³⁴ , V. Obraztsov³⁸ , T. Oeser¹⁴ , D.P. O'Hanlon⁴⁸ ,
S. Okamura^{21,i} , R. Oldeman^{27,h} , F. Oliva⁵² , C.J.G. Onderwater⁷³ , R.H. O'Neil⁵² ,
J.M. Otalora Goicochea² , T. Ovsiannikova³⁸ , P. Owen⁴⁴ , A. Oyanguren⁴¹ ,
O. Ozcelik⁵² , K.O. Padeken⁷⁰ , B. Pagare⁵⁰ , P.R. Pais⁴² , T. Pajero⁵⁷ ,
A. Palano¹⁹ , M. Palutan²³ , Y. Pan⁵⁶ , G. Panshin³⁸ , L. Paolucci⁵⁰ ,
A. Papanestis⁵¹ , M. Pappagallo^{19,f} , L.L. Pappalardo^{21,i} , C. Pappenheimer⁵⁹ ,
W. Parker⁶⁰ , C. Parkes⁵⁶ , B. Passalacqua^{21,i} , G. Passaleva²² , A. Pastore¹⁹ ,
M. Patel⁵⁵ , C. Patrignani^{20,g} , C.J. Pawley⁷⁴ , A. Pearce⁴² , A. Pellegrino³² ,
M. Pepe Altarelli⁴² , S. Perazzini²⁰ , D. Pereima³⁸ , A. Pereiro Castro⁴⁰ , P. Perret⁹ ,
M. Petric⁵³ , K. Petridis⁴⁸ , A. Petrolini^{24,k} , A. Petrov³⁸ , S. Petrucci⁵² , M. Petruzzo²⁵ ,
H. Pham⁶² , A. Philippov³⁸ , R. Piandani⁶ , L. Pica^{29,q} , M. Piccini⁷² , B. Pietrzyk⁸ ,
G. Pietrzyk¹¹ , M. Pili⁵⁷ , D. Pinci³⁰ , F. Pisani⁴² , M. Pizzichemi^{26,m,42} ,
V. Placinta³⁷ , J. Plews⁴⁷ , M. Plo Casasus⁴⁰ , F. Polci^{13,42} , M. Poli Lener²³ ,
M. Poliakova⁶² , A. Poluektov¹⁰ , N. Polukhina³⁸ , I. Polyakov⁴² , E. Polycarpo² ,

A.R. Wiederhold⁵⁰ , D. Wiedner¹⁵ , G. Wilkinson⁵⁷ , M.K. Wilkinson⁵⁹ , I. Williams⁴⁹,
M. Williams⁵⁸ , M.R.J. Williams⁵² , R. Williams⁴⁹ , F.F. Wilson⁵¹ , W. Wislicki³⁶ ,
M. Witek³⁵ , L. Witola¹⁷ , C.P. Wong⁶¹ , G. Wormser¹¹ , S.A. Wotton⁴⁹ , H. Wu⁶² ,
K. Wyllie⁴² , Z. Xiang⁶ , D. Xiao⁷ , Y. Xie⁷ , A. Xu⁵ , J. Xu⁶ , L. Xu³ , L. Xu³ ,
M. Xu⁵⁰ , Q. Xu⁶ , Z. Xu⁹ , Z. Xu⁶ , D. Yang³ , S. Yang⁶ , X. Yang⁵ , Y. Yang⁶ ,
Z. Yang⁵ , Z. Yang⁶⁰ , L.E. Yeomans⁵⁴ , V. Yeroshenko¹¹ , H. Yeung⁵⁶ , H. Yin⁷ ,
J. Yu⁶⁵ , X. Yuan⁶² , E. Zaffaroni⁴³ , M. Zavertyaev¹⁶ , M. Zdybal³⁵ , O. Zenaiev⁴² ,
M. Zeng³ , C. Zhang⁵ , D. Zhang⁷ , L. Zhang³ , S. Zhang⁶⁵ , S. Zhang⁵ ,
Y. Zhang⁵ , Y. Zhang⁵⁷ , A. Zharkova³⁸ , A. Zhelezov¹⁷ , Y. Zheng⁶ , T. Zhou⁵ ,
X. Zhou⁶ , Y. Zhou⁶ , V. Zhovkovska¹¹ , X. Zhu³ , X. Zhu⁷ , Z. Zhu⁶ ,
V. Zhukov^{14,38} , Q. Zou^{4,6} , S. Zucchelli^{20,9} , D. Zuliani²⁸ , G. Zunica⁵⁶ .

¹ *Centro Brasileiro de Pesquisas Físicas (CBPF), Rio de Janeiro, Brazil*

² *Universidade Federal do Rio de Janeiro (UFRJ), Rio de Janeiro, Brazil*

³ *Center for High Energy Physics, Tsinghua University, Beijing, China*

⁴ *Institute Of High Energy Physics (IHEP), Beijing, China*

⁵ *School of Physics State Key Laboratory of Nuclear Physics and Technology, Peking University, Beijing, China*

⁶ *University of Chinese Academy of Sciences, Beijing, China*

⁷ *Institute of Particle Physics, Central China Normal University, Wuhan, Hubei, China*

⁸ *Université Savoie Mont Blanc, CNRS, IN2P3-LAPP, Annecy, France*

⁹ *Université Clermont Auvergne, CNRS/IN2P3, LPC, Clermont-Ferrand, France*

¹⁰ *Aix Marseille Univ, CNRS/IN2P3, CPPM, Marseille, France*

¹¹ *Université Paris-Saclay, CNRS/IN2P3, IJCLab, Orsay, France*

¹² *Laboratoire Leprince-Ringuet, CNRS/IN2P3, Ecole Polytechnique, Institut Polytechnique de Paris, Palaiseau, France*

¹³ *LPNHE, Sorbonne Université, Paris Diderot Sorbonne Paris Cité, CNRS/IN2P3, Paris, France*

¹⁴ *I. Physikalisches Institut, RWTH Aachen University, Aachen, Germany*

¹⁵ *Fakultät Physik, Technische Universität Dortmund, Dortmund, Germany*

¹⁶ *Max-Planck-Institut für Kernphysik (MPIK), Heidelberg, Germany*

¹⁷ *Physikalisches Institut, Ruprecht-Karls-Universität Heidelberg, Heidelberg, Germany*

¹⁸ *School of Physics, University College Dublin, Dublin, Ireland*

¹⁹ *INFN Sezione di Bari, Bari, Italy*

²⁰ *INFN Sezione di Bologna, Bologna, Italy*

²¹ *INFN Sezione di Ferrara, Ferrara, Italy*

²² *INFN Sezione di Firenze, Firenze, Italy*

²³ *INFN Laboratori Nazionali di Frascati, Frascati, Italy*

²⁴ *INFN Sezione di Genova, Genova, Italy*

²⁵ *INFN Sezione di Milano, Milano, Italy*

²⁶ *INFN Sezione di Milano-Bicocca, Milano, Italy*

²⁷ *INFN Sezione di Cagliari, Monserrato, Italy*

²⁸ *Università degli Studi di Padova, Università e INFN, Padova, Padova, Italy*

²⁹ *INFN Sezione di Pisa, Pisa, Italy*

³⁰ *INFN Sezione di Roma La Sapienza, Roma, Italy*

³¹ *INFN Sezione di Roma Tor Vergata, Roma, Italy*

³² *Nikhef National Institute for Subatomic Physics, Amsterdam, Netherlands*

³³ *Nikhef National Institute for Subatomic Physics and VU University Amsterdam, Amsterdam, Netherlands*

³⁴ *AGH - University of Science and Technology, Faculty of Physics and Applied Computer Science, Kraków, Poland*

³⁵ *Henryk Niewodniczanski Institute of Nuclear Physics Polish Academy of Sciences, Kraków, Poland*

³⁶ *National Center for Nuclear Research (NCBJ), Warsaw, Poland*

³⁷ *Horia Hulubei National Institute of Physics and Nuclear Engineering, Bucharest-Magurele, Romania*

³⁸ *Affiliated with an institute covered by a cooperation agreement with CERN*

³⁹ *ICCUB, Universitat de Barcelona, Barcelona, Spain*

- ⁴⁰ *Instituto Galego de Física de Altas Enerxías (IGFAE), Universidade de Santiago de Compostela, Santiago de Compostela, Spain*
- ⁴¹ *Instituto de Física Corpuscular, Centro Mixto Universidad de Valencia - CSIC, Valencia, Spain*
- ⁴² *European Organization for Nuclear Research (CERN), Geneva, Switzerland*
- ⁴³ *Institute of Physics, Ecole Polytechnique Fédérale de Lausanne (EPFL), Lausanne, Switzerland*
- ⁴⁴ *Physik-Institut, Universität Zürich, Zürich, Switzerland*
- ⁴⁵ *NSC Kharkiv Institute of Physics and Technology (NSC KIPT), Kharkiv, Ukraine*
- ⁴⁶ *Institute for Nuclear Research of the National Academy of Sciences (KINR), Kyiv, Ukraine*
- ⁴⁷ *University of Birmingham, Birmingham, United Kingdom*
- ⁴⁸ *H.H. Wills Physics Laboratory, University of Bristol, Bristol, United Kingdom*
- ⁴⁹ *Cavendish Laboratory, University of Cambridge, Cambridge, United Kingdom*
- ⁵⁰ *Department of Physics, University of Warwick, Coventry, United Kingdom*
- ⁵¹ *STFC Rutherford Appleton Laboratory, Didcot, United Kingdom*
- ⁵² *School of Physics and Astronomy, University of Edinburgh, Edinburgh, United Kingdom*
- ⁵³ *School of Physics and Astronomy, University of Glasgow, Glasgow, United Kingdom*
- ⁵⁴ *Oliver Lodge Laboratory, University of Liverpool, Liverpool, United Kingdom*
- ⁵⁵ *Imperial College London, London, United Kingdom*
- ⁵⁶ *Department of Physics and Astronomy, University of Manchester, Manchester, United Kingdom*
- ⁵⁷ *Department of Physics, University of Oxford, Oxford, United Kingdom*
- ⁵⁸ *Massachusetts Institute of Technology, Cambridge, MA, United States*
- ⁵⁹ *University of Cincinnati, Cincinnati, OH, United States*
- ⁶⁰ *University of Maryland, College Park, MD, United States*
- ⁶¹ *Los Alamos National Laboratory (LANL), Los Alamos, NM, United States*
- ⁶² *Syracuse University, Syracuse, NY, United States*
- ⁶³ *School of Physics and Astronomy, Monash University, Melbourne, Australia, associated to ⁵⁰*
- ⁶⁴ *Pontifícia Universidade Católica do Rio de Janeiro (PUC-Rio), Rio de Janeiro, Brazil, associated to ²*
- ⁶⁵ *Physics and Micro Electronic College, Hunan University, Changsha City, China, associated to ⁷*
- ⁶⁶ *Guangdong Provincial Key Laboratory of Nuclear Science, Guangdong-Hong Kong Joint Laboratory of Quantum Matter, Institute of Quantum Matter, South China Normal University, Guangzhou, China, associated to ³*
- ⁶⁷ *Lanzhou University, Lanzhou, China, associated to ⁴*
- ⁶⁸ *School of Physics and Technology, Wuhan University, Wuhan, China, associated to ³*
- ⁶⁹ *Departamento de Física, Universidad Nacional de Colombia, Bogota, Colombia, associated to ¹³*
- ⁷⁰ *Universität Bonn - Helmholtz-Institut für Strahlen und Kernphysik, Bonn, Germany, associated to ¹⁷*
- ⁷¹ *Eotvos Lorand University, Budapest, Hungary, associated to ⁴²*
- ⁷² *INFN Sezione di Perugia, Perugia, Italy, associated to ²¹*
- ⁷³ *Van Swinderen Institute, University of Groningen, Groningen, Netherlands, associated to ³²*
- ⁷⁴ *Universiteit Maastricht, Maastricht, Netherlands, associated to ³²*
- ⁷⁵ *Tadeusz Kosciuszko Cracow University of Technology, Cracow, Poland, associated to ³⁵*
- ⁷⁶ *DS4DS, La Salle, Universitat Ramon Llull, Barcelona, Spain, associated to ³⁹*
- ⁷⁷ *Department of Physics and Astronomy, Uppsala University, Uppsala, Sweden, associated to ⁵³*
- ⁷⁸ *University of Michigan, Ann Arbor, MI, United States, associated to ⁶²*

^a *Universidade de Brasília, Brasília, Brazil*

^b *Central South U., Changsha, China*

^c *Hangzhou Institute for Advanced Study, UCAS, Hangzhou, China*

^d *Excellence Cluster ORIGINS, Munich, Germany*

^e *Universidad Nacional Autónoma de Honduras, Tegucigalpa, Honduras*

^f *Università di Bari, Bari, Italy*

^g *Università di Bologna, Bologna, Italy*

^h *Università di Cagliari, Cagliari, Italy*

ⁱ *Università di Ferrara, Ferrara, Italy*

^j *Università di Firenze, Firenze, Italy*

^k *Università di Genova, Genova, Italy*

^l *Università degli Studi di Milano, Milano, Italy*

^m *Università di Milano Bicocca, Milano, Italy*

ⁿ *Università di Modena e Reggio Emilia, Modena, Italy*

- ^o *Università di Padova, Padova, Italy*
^p *Università di Perugia, Perugia, Italy*
^q *Scuola Normale Superiore, Pisa, Italy*
^r *Università di Pisa, Pisa, Italy*
^s *Università della Basilicata, Potenza, Italy*
^t *Università di Roma Tor Vergata, Roma, Italy*
^u *Università di Siena, Siena, Italy*
^v *Università di Urbino, Urbino, Italy*
^w *Universidad de Alcalá, Alcalá de Henares , Spain*
[†] *Deceased*