

Multiplicity dependent studies for strangeness production with ALICE

Meenakshi Sharma (for the ALICE Collaboration)^{1*}

¹*Department of Physics, University of Jammu, INDIA*

Introduction

The ALICE experiment has studied strangeness production in different collision systems (pp, p–Pb, Xe–Xe and Pb–Pb) and energies. Figure 1 shows the ratio of the strange particle yield to pion yield as a function of multiplicity for different collision energies and systems. The ratios follow a continuously increasing trend (“enhancement”) from low multiplicity pp to high-multiplicity Pb–Pb collisions, independent of the initial collision energy and colliding particles. It is also observed that the enhancement is larger for the particles with larger strangeness content.

Several other features that were observed in large collision systems and explained as due to collective phenomena related to the formation of the Quark Gluon Plasma (QGP) are also observed in small systems [1]. This includes the enhancement of Λ/K_S^0 yield ratios at intermediate p_T , the evolution of the particle p_T spectra with multiplicity towards higher multiplicity. These unexpected results have motivated to perform further studies using the ALICE detector for understanding the mechanisms responsible for such behaviour in small systems.

Analysis Details

In ALICE, the strange hadrons K_S^0 and Λ are reconstructed from their decay particles in the central pseudorapidity region, exploiting the displaced vertex topology induced by

*Electronic address: meenakshi.sharma@cern.ch

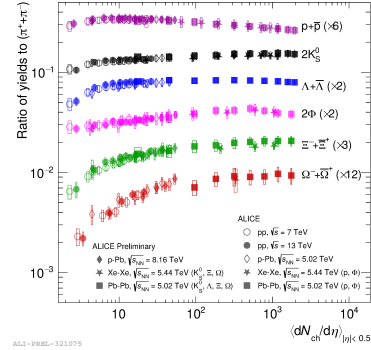


FIG. 1: Ratio of hadron yields to pion yields in different collision systems at different collision energies.

the weak decay. The sub-detectors involved in the analyses presented here include the Inner Tracking System (ITS) and the Time Projection Chamber (TPC) which are used for charged particle tracking and identification. The multiplicity intervals are defined based on the signal amplitude measured in the V0A scintillator. A detailed description of the ALICE detector can be found in [2].

Results

The measurements of K_S^0 (Λ) are performed in the rapidity range $-0.5 < y < 0$ over the p_T ranges 0.2 (0.6) $< p_T < 10$ GeV/c. The yield per unit of rapidity, dN/dy , is obtained by integrating the measured p_T spectrum and estimating the yield in the unmeasured region using a Levy-Tsallis fit function. Figure 2 shows the p_T spectra for Λ in p–Pb collisions at $\sqrt{s_{NN}} = 8.16$ TeV, in different V0A multiplicity classes along with their ratios to the corresponding spectrum in minimum bias col-

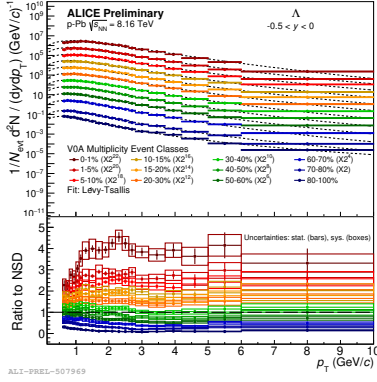


FIG. 2: (Top panel): p_T spectra of Λ in different V0A multiplicity classes. (Bottom panel): Ratio of p_T spectra in different multiplicity classes to the minimum bias p_T spectrum.

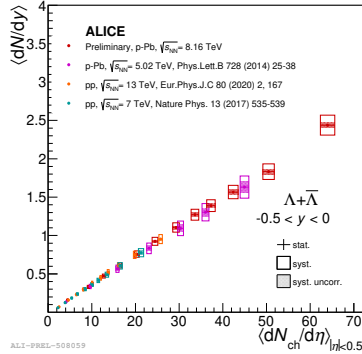


FIG. 3: $\langle dN/dy \rangle$ of $(\Lambda + \bar{\Lambda})$ as a function of $\langle dN_{ch}/d\eta \rangle$

lisions. The ratios suggest that the p_T spectra get harder with increasing multiplicity. Figure 3 shows the dN/dy of Λ as a function of the average charged particle pseudorapidity density at midrapidity $\langle dN_{ch}/d\eta \rangle$. These results are compared with the results from different collision systems at different energies. The measurements for different systems are consistent with each other at similar multiplicities and show a common increasing trend. This suggests that the particle production is independent of collision system and collision energy and mainly driven by $\langle dN_{ch}/d\eta \rangle$. The

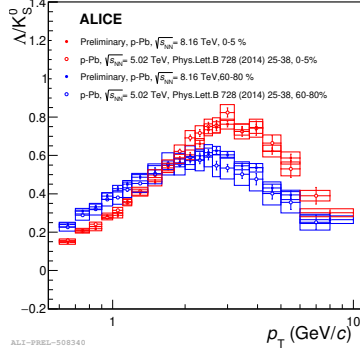
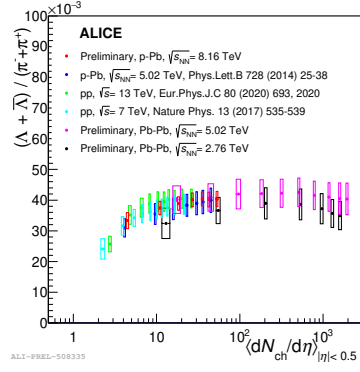


FIG. 4: (Top): $(\Lambda + \bar{\Lambda})/(\pi^+ + \pi^-)$ as a function of $\langle dN_{ch}/d\eta \rangle$. (Bottom): Λ/K_S^0 as a function of $\langle dN_{ch}/d\eta \rangle$.

p_T integrated yield ratio $(\Lambda + \bar{\Lambda})/(\pi^+ + \pi^-)$ as a function of $\langle dN_{ch}/d\eta \rangle$ in different systems is shown in Figure 4 (top panel). A smooth evolution is observed for this ratio going from low to high multiplicity. Moreover, the baryon over meson ratio Λ/K_S^0 in two different multiplicity intervals and energies is shown in Figure 4 (bottom panel). A significant peak is observed at intermediate p_T which can be explained by effects of radial flow combined with processes like recombination during the hadronisation of the created QGP. The measured trend with multiplicity shows a more pronounced peak in high-multiplicity (0–5%) as compared to low multiplicity (60–80%) p–Pb collisions and no dependence on the collision energy within uncertainties.

References

- [1] R. Preghenella (ALICE Collaboration), EPJ Web of Conferences 171 (2018) 11003.
- [2] K. Aamodt et al., (ALICE Collaboration), JINST 3 (2008) S08002.