

Exploitation of material consolidation trade-offs in multi-tier complex supply networks

Vinod Kumar Chauhan^{*1,2}, Muhannad Alomari³, James Arney³, Ajith Kumar Parlikad¹, and Alexandra Brintrup¹

¹*Institute for Manufacturing, University of Cambridge, UK*
²*Department of Engineering Science, University of Oxford, UK*
³*Data Labs, Rolls-Royce, UK*

November 21, 2023

Abstract

While consolidation strategies form the backbone of many supply chain optimisation problems, exploitation of multi-tier material relationships through consolidation remains an understudied area, despite being a prominent feature of industries that produce complex made-to-order products. In this paper, we propose an optimisation framework for exploiting multi-to-multi relationship between tiers of a supply chain. The resulting formulation is flexible such that quantity discounts, inventory holding, and transport costs can be included. The framework introduces a new trade-off between tiers, leading to cost reductions in one tier but increased costs in the other, which helps to reduce the overall procurement cost in the supply chain. A mixed integer linear programming model is developed and tested with a range of small to large-scale test problems from aerospace manufacturing. Our comparison to benchmark results shows that there is indeed a cost trade-off between two tiers, and that its reduction can be achieved using a holistic approach to reconfiguration. Costs are decreased when second tier fixed ordering costs and the number of machining options increase. Consolidation results in reduced inventory holding costs in all scenarios. Several secondary effects such as simplified supplier selection may also be observed.

Keywords: Supply chain management; multi-tier; supply network complexity; configuration; procurement cost optimisation; mixed integer programming; consolidation. Analytics, Artificial Intelligence

1 Introduction

Procurement of parts from suppliers is a key task in the supply chain management, greatly impacting its competitiveness and performance (Amid et al. (2006)). In many industries, procurement cost often forms the highest proportion of total cost of a product (Willard (2012)).

Consolidation has been a key underlying strategy in the context of procurement decisions. Consolidation, as the name suggests, is a process of combining related activities or materials to improve performance of a supply chain resulting from cooperation and coordination (Schulz and Blecken (2010); Chadha et al. (2022)) and can help in reduction of costs, increase efficiency and improve performance (Vaillancourt (2016); Giampoldaki et al. (2023)). Material consolidation consists of purchasing, transportation and inventory activities (Brauner and Gebman (1993)), where a buyer or a set of buyers may choose to group items or orders to obtain quantity discounts (Monczka et al. (1993); Hagberg and Hulthén (2022)). While this helps in increased efficiency and reduction of costs it can reduce flexibility of sourcing options, thus reducing supply chain resilience. Inventory consolidation considers relocation of warehouses to increase inventories in order to

*Corresponding author (This work was done at University of Cambridge UK.)

make use of reduced operational costs but may introduce increased transport cost (Wanke and Saliby (2009); Ralfs and Kiesmüller (2022)). Transportation consolidation merges small deliveries into single dispatch of economical load but increase uncertainty in delivery times (Trent and Monczka (1998); Çetinkaya (2005); Torbali and Alpan (2023)).

Consolidation activities to date have been overwhelmingly studied within the span of single supply echelons (Stenius et al. (2018)). This is not surprising, as buyers often have control of their dyadic connections, gradually losing both visibility and influence beyond their immediate connections, making consolidation decisions not applicable beyond their immediate connections. There are, however, an increasing number of industrial contexts where a buyer may influence its wider supply chain, and there is willingness for cooperative decision making for collective performance (Chauhan et al. (2023)). Examples include production of complex, made-to-order products, such as heavy machinery, turbines, aerospace products, and medical devices. Due to long-term supply relations involved in these sectors, a manufacturer may be involved in configuration of whole supply chain. In addition to whole supply chain configurability, longevity of relationships necessitates de-risking through multi-sourcing activities. This increased span of control, coupled with multi-sourcing offers a unique multi-to-multi relationship structure whereby products may be consolidated further upstream, affecting cost structures at different tiers.

In this paper, we highlight this understudied multi-tier consolidation problem presented by the above context and formulate it through a case study. We term this new consolidation opportunity as “*multi-tier material consolidation problem*”.

To contextualise the multi-tier consolidation problem, we consider following example from an aerospace industry (Fig. 1). Here, aircraft engines are produced, requiring different types of parts, which manufacturer outsources from a set of certified machining suppliers. These Tier 1 suppliers need different types of forged metal to manufacture final finished parts, which are themselves outsourced to Tier 2 forging suppliers. The forgings that could be used for manufacturing different parts is predetermined by the company.

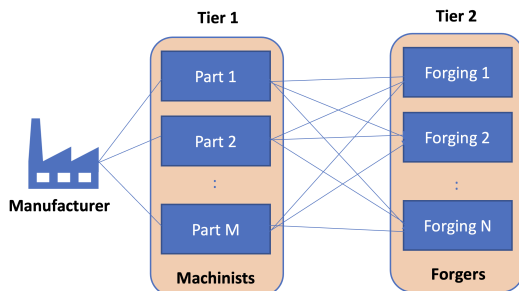


Figure 1: Two-tier supply chain of a manufacturing company

The forging process involves manufacturing roughly shaped parts from melted alloys and machining refines those into final parts. The supply chain has N different forgings to manufacture M different parts, and creates a multi-to-multi relationship between forgings and parts. That is, one forging can be used to manufacture many parts, and similarly, one part can be manufactured in multiple ways from different forgings. The total procurement cost of parts from Tier 1 and forgings from Tier 2 depend on ordering cost, unit cost and consequent transportation costs. Since parts can be manufactured in multiple ways from different forgings, requiring different machining costs, forgings can be consolidated into a smaller set, thereby, reducing the cost of forgings at the expense of increased machining time to manufacture parts from a limited set of forgings, and hence increased machining cost. Thus, there is a trade-off between the reduced cost of forgings at Tier 2 and increased machining cost at Tier 1. Additionally, since forging process takes longer compared to machining, the company also maintains a specific inventory of forgings. This leads the company to order additional forgings resulting in extra purchasing cost and cost of holding inventories.

Hence, objective of the multi-tier material consolidation problem in this example is to minimise overall procurement cost across the supply chain by consolidating forgings and striking an optimal balance between

cost of forgings at second tier and machining cost at first tier. This problem can be visualised as a clustering problem, as presented in Fig. 2. Here, each forging is represented as a point in some space depicted as a circle (as shown in left panel). The problem is to find clusters whereby all forging in a cluster can be replaced with a single forging from the group. That is, the selected forging is used to manufacture all machined parts that were manufactured using different forgings in the cluster (as shown in middle-panel). Thus, we need to find minimum number of clusters, and hence minimum number of forgings in the consolidated set (as shown in right-panel), which balances the trade-off between cost of forgings and machining cost. Since ordering items in different quantities affects the suppliers so quantity discounts also need to be considered.

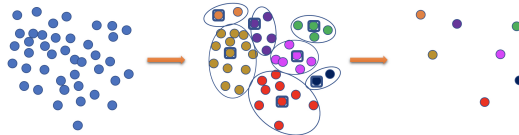


Figure 2: Illustration of the multi-tier consolidation problem: Different colours represent clusters where a square-enclosed forging is used to replace all other forgings in its cluster.

The rest of this paper is structured as follows. In Section 2, we present related work on supply chain consolidation to situate context of our contribution. In Section 3, we characterise the multi-tier material consolidation problem, formulate it using an aerospace supply chain as a case study, discuss our solution approach and choices of modelling languages as well as solver libraries, and present our analysis. We then present concluding remarks, limitations and future scope of the study in Section 4.

2 Related work

Scholars in supply chain management have proposed several consolidation strategies to improve cost against operational decision criteria. These can be broadly categorised as purchasing, shipment, inventory and part consolidation (Brauner and Gebman (1993)), as discussed below.

2.1 Purchasing consolidation

Purchasing consolidation considers regrouping of items for purchase, which may involve grouping of multiple, related types of products to be purchased from same supplier in order to obtain contractual and logistics discounts (Monczka et al. (1993); Chauhan et al. (2023)), or pooling items to be purchased with other buyers (group buying) to increase economies-of-scale and obtain a reduction on unit cost of production and delivery (Vaillancourt (2017); Hu et al. (2022)). Both of these strategies may result in a loss of flexibility, due to the need to align production and deliveries with other product lines (in case of product grouping), or other buyers (in case of group buying) (Vaillancourt (2016)). Early deliveries may result in increased inventory costs (Guiffrida and Nagi (2006)), and over-reliance on a single supplier may increase risk and opportunism (Chopra and Sodhi (2014)).

A related but separate strand of consolidation literature considers multi-sourcing decisions determining number of suppliers supplying an item. It is generally presumed that single-sourcing, i.e., procurement from a single supplier, results in the cheapest unit cost (Silbermayr and Minner (2016)) while dual-sourcing and multi-sourcing avoid supplier monopoly of items and help reduce the risk of disruptions in a supply chain (Tomlin (2006)).

Researchers have proposed a number of analytical models to characterise these trade-offs. For example, Gaur et al. (2020) considered a real-world case study of an automotive-parts manufacturer to study impact of disruption on a closed-loop supply chain using sourcing policies. They developed a mixed-integer non-linear programming model for the problem and found that, under the risk of supply chain disruption, multi-sourcing generates more profit as compared to single sourcing.

2.2 Shipment, volume and order consolidation

Shipment consolidation, also known as freight consolidation, transportation consolidation and terminal consolidation, is a logistics strategy which refers to merging of small deliveries into a single dispatch of economical load (Ülkü (2012); Wagner et al. (2023)). This helps in increased efficiency and reduction of CO₂ emissions, and delivery costs, e.g., Muñoz-Villamizar et al. (2021) investigated shipment consolidation by pooling and developed a mixed integer linear programming (MILP) model to study its effect on CO₂ emission, distance and transport costs. However, the practice can cause uncertainty in delivery times leading to poor service for customers (Masters (1980)).

Volume consolidation, i.e., a strategy where a buyer purchases most of its supply from one supplier, results in shipment consolidation and helps to reduce shipping costs. For example, Cai et al. (2010) studied volume consolidation and its effect on supply chain outcomes. Through an empirical study, they found that volume consolidation enhances buyer's ability to learn from the supplier, and supplier performance. However, coordination costs negatively affect buyer satisfaction and supplier performance.

Order consolidation refers to consolidation of a customer's orders at a delivery station so as to organise delivery in fewer trips. For example, Zhang et al. (2019) studied order consolidation for last-mile split-delivery in online retailing and developed an integer programming model to study the trade-off between splitting orders and consolidating shipments.

2.3 Inventory consolidation

Inventory consolidation, also called facility location problem, is identification of optimal warehousing and distribution centre locations and capacities to stock up inventories with aim of meeting customer demand (Wanke and Saliby (2009); Seyedan et al. (2023)). Minimisation of inventory holding locations in a supply chain helps to reduce operational costs, however, leads to increased distance travelled to customers and thus increased CO₂ and transport costs (Gabler and Meindl (2007)).

A classical and widely studied strategy is postponement, which refers to late differentiation of products to cater to fast changing demand (Zinn (2019)), resulting in cost savings (Geetha and Prabha (2021)). For a systematic review on postponement strategy refer to Ferreira et al. (2018); Zinn (2019) and for a review on consolidation effect and inventory portfolio analyses refer to Wanke (2009).

2.4 Part consolidation through product redesign

Part consolidation is an activity that aims to drive supply chain costs down through part redesign (Kunovjanek et al. (2022)). Here, the assembled unit may be redesigned to contain fewer but more complex parts leading to a trade-off between increased manufacturing cost and reduced supply chain cost (Knofius et al. (2019)), whilst manufacturing lead time may depend on process technology used. For example, Knofius et al. (2019) observed that part consolidation through Additive Manufacturing reduced lead times but resulted in increased total costs due to loss of flexibility.

Part consolidation is widely studied with different objectives. For example, Johnson and Kirchain (2009) applied a process-based cost model to quantify effects of parts consolidation and costs on material selection choices, and Crispo and Kim (2021) studied a multi-layered topology-based optimisation approach for part consolidation in Additive Manufacturing. Gan et al. (2021) explored concurrent design of product and supply chain and presented a trade-off between modularity of product and sourcing flexibility in supply chain. For a detailed review on part consolidation, refer to Sigmund and Maute (2013); Liu (2016); Gan and Grunow (2016).

From this brief literature review, it is clear that consolidation has been studied widely in supply chains at different levels and with different perspectives.

Our work presents a unique perspective, different from the existing research, in its focus on the trade-off between two supply tiers. We consider the problem of minimising procurement cost by consolidating material through exploitation of multi-to-multi relationships in complex made-to-order products and show that consolidation in one tier results in cost savings at that tier but increased manufacturing and inventory

costs in the next downstream tier, necessitating a trade-off formulation. While our work may appear similar to recent studies on part consolidation through redesign, it's important to note that, in our case, there is no redesign activity involved. Instead, we focus on the exploitation of multiple potential relationships between materials and production across two tiers (please refer to [Gan and Grunow \(2016\)](#) for a review of trade-off in concurrent design of product and supply chain). Our proposed formulation is extended to incorporate a number of other considerations including shipment and purchasing consolidation so as to explore interaction between multiple consolidation strategies. We present this conceptualisation and problem formulation next.

3 Multi-tier material consolidation

3.1 Problem formulation

Our context consists of a two-echelon supply chain, yielding a high-value complex assembled product with long-term supplier relationships and a large number of suppliers. Typical examples include precision engineered products such as aircraft engines, medical devices, wind turbines and heavy machinery. Here, forged metal alloys are precision machined to manufacture finished parts, which are then assembled into a final product. The manufacturer who assembles the final product has overall visibility and ability to configure the whole supply chain.

As discussed earlier (Fig. 1), Tier 2 involves manufacturing roughly shaped parts from melted alloys, called as forgings, and Tier 1 involves machining that refines forgings into final finished parts. A single forging can be used to manufacture multiple, different parts, and similarly, one type of part can be manufactured from a variety of different forgings. However, manufacturing of a part from different forgings results in different subsequent machining costs. A myopically ideal scenario from a machining cost reduction perspective would be to have a single forged part for single machined part, as the forging brings the part to as close a shape as possible to the machined part. However, a one-to-one relationship would increase transportation costs, and result in over-reliance on the forger. Additionally, quantities per forging type would decrease at Tier 2, preventing quantity discounts. Furthermore, as forging process takes longer compared to machining process, a certain inventory of forgings must be maintained to ensure continuity of production. This leads the company to order extra forgings resulting in extra purchasing cost and cost of holding inventories.

On the other hand, consolidating forgings such that multiple machined parts can be manufactured from a single type of forging means that machining costs in Tier 1 increase, along with lead times, resulting in a trade-off between costs of the two tiers. Another myopic scenario here would include one forging creating multiple machined parts, with minimum transportation costs and maximum economies-of-scale at Tier 2, but much increased machining costs and lead time in Tier 1. To benefit from economies-of-scale, both the tiers consider discounts based on quantity of items ordered, as pictorially presented in Fig. 3. For a given order of parts, along with inventories, discounts on parts can be pre-computed to simplify the modelling, as information required to calculate discounts on parts is given.

Our Objective is to optimise the overall procurement cost across the supply chain for a given requirement of parts, including inventories, by consolidating Tier 2 forgings to build Tier 1 parts, which balances the trade-off between cost of the tiers; under the constraint that there should be at least one way to manufacture each part from consolidated set of forgings.

In the development of model for the problem, we assumed the following points.

- (a) Demand is constant and a priori known for all the parts.
- (b) There is at least one way to manufacture all the parts from a given set of forgings.
- (c) There can be multiple ways to manufacture a part from different forgings but each way needs only one type of forging to manufacture the part.

Given the multi-to-multi relationship between forgings and parts, and multiple manufacturing ways for a part, the forging consolidation problem can become complex due to the need to consider different forging combinations for each part. To simplify our problem, we make this assumption that can be

achieved by increasing number of parts. For instance, if part P1 requires two distinct forgings, say F1 and F2, for its production, we replace P1 with two separate parts, P1A and P1B. P1A is produced using F1, and P1B is manufactured using F2. This adjustment is possible because, typically, each part relies on a single forging for its production.

- (d) Consolidation does not result in additional costs within the supply chain, including any costs associated with reconfiguring production for increased quantities of certain forgings. Furthermore, consolidation does not have any adverse effects on the supply chain relationships with suppliers.

Consolidated forgings represent a subset of all forgings, requiring no additional machinery for production. Therefore, we anticipate minimal additional costs. Additionally, during the order assignment to suppliers stage (for details, please refer to [Chauhan et al. \(2023\)](#)), which follows consolidation, each supplier is assigned certain minimum orders. As a result, we expect that consolidation will not significantly impact the supply chain relationships.

Mathematical notations for the development of the model are defined in Table 1.

Objective function: The procurement cost of parts in the supply chain consists of the sum of forging cost, machining cost and associated inventory holding costs. So, the optimisation problem for procurement cost optimisation through forging consolidation is given as:

$$\min C_M + C_F + C_I, \quad (1)$$

where C_M, C_F and C_I are machining costs, forging costs and inventory holding costs, respectively.

The costs of machining C_M to manufacture a given order of parts is the sum of fixed cost and variable cost, which depend on number of units ordered, unit cost of part and unit transportation cost. The machining cost also depends on the forging used to manufacture a part. There can be multiple ways to manufacture a part from different forgings. A forging with minimum machining cost to manufacture a part is selected from consolidated set of forgings. So, the cost of machining can be calculated as given below:

$$C_M = \sum_i [CMF_i + (1 - D^i) \times M_i \times v_i] \quad (2)$$

where CMF_i, D^i, M_i and v_i are fixed cost, discount level, ordered quantity and variable cost for part i , respectively. D^i can be pre-computed using discount levels D_d^i and quantity intervals Q_d^i (as defined in Fig. 3) because both are available before solving the problem.

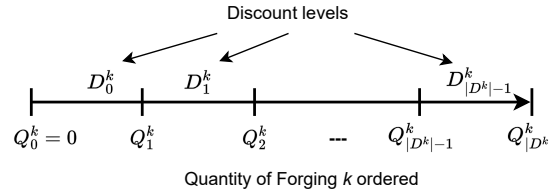


Figure 3: Quantity intervals for calculating discount levels for forging k . Quantity intervals and discounts for parts can be represented in a similar way.

Similarly, the cost of forging is sum of fixed cost and variable cost which depend on number of units ordered, unit cost of forging and unit transportation cost of forging. But number of forgings depend on number of parts ordered, and requirement of forging k is calculated using $\sum_i L_{ik} \times M_i \times x_{ik}$, where L_{ik} is number of forgings k required to manufacture one unit of part i and x_{ik} is an indicator variable which indicates if forging k is used to manufacture part i . So, assuming CFF_k, CFU_k and CFT_k denote fixed cost, unit cost and unit transportation cost, respectively, associated with ordering forging k then forging cost C_F is calculated as below.

$$C_F = \sum_k z_k \times [CFF_k + \sum_i L_{ik} \times M_i \times x_{ik} \times \sum_d (CFU_k + CFT_k) \times (1 - D_d^k) \times u_{dk}], \quad (3)$$

Table 1: Notation descriptions

Symbols	Meaning
Indexes:	
i	index into types of parts, $i=1,2,3,\dots,M$
k	index into types of forgings, $k=1,2,3,\dots,N$
d	index into levels of discounts
Parameters:	
C_F	total forging cost
C_M	total machining cost
C_I	total inventory cost
M_i	number of parts i ordered
P_i	inventory of parts i ordered
L_{ik}	number of forgings k needed to manufacture one unit of part i
CMF_i	fixed ordering cost associated with part i
CMU_{ik}	per unit machining cost of part i from forging k
CMT_{ik}	per unit transportation cost of part i manufactured from forging k
CFH_k	per unit holding cost for forging k
CFF_k	fixed ordering cost associated with forging k
CFU_k	per unit cost associated with forging k
CFT_k	per unit transportation for forging k
D_d^i	discount level d for part i , as shown in Fig. 3
D^i	discount level calculated for part i
$ D^i $	total number of discount levels
D_d^k	discount level d for forging k
$ D^k $	total number of discount levels
$\left[Q_{(d-1)}^i, Q_d^i \right]$	quantity interval for discount level D_d^i
$\left[Q_{(d-1)}^k, Q_d^k \right]$	quantity interval for discount level D_d^k
M	a very large number
\mathbb{E}	a very small number
Variable:	
z_k	1 if forging k is selected in solution, i.e., consolidated set contains forging k , otherwise 0
Auxiliary variables:	
v_i	continuous variable to calculate per unit variable cost of part i
x_{ik}	indicator variable; 1 if forging k is used to manufacture part i otherwise 0
u_{dk}	indicator variable; 1 if forging k is purchased at discount level d otherwise 0
y_{ikd}	binary variable used for linearisation
w_{ikd}	binary variable used for linearisation

where D_d^k and u_{dk} are discount level and corresponding indicator variable.

The inventory cost C_I results from the need to keep an inventory of forgings to manufacture P_i parts. It is sum of cost for purchasing inventory, which is like C_F except fixed cost, and cost of holding inventory. So, assuming CFH_k be unit holding cost for forging k , C_I is given below.

$$C_I = \sum_{i,k} CFH_k \times L_{ik} \times P_i \times x_{ik} + \sum_k z_k \times \left[\sum_i L_{ik} \times P_i \times x_{ik} \times \sum_d (CFU_k + CFT_k) \times (1 - D_d^k) \times u_{dk} \right]. \quad (4)$$

Constraints: The problem requires that there should be at least one way to manufacture each part, which can be added as given below.

$$v_i \geq \mathbb{E}, \quad \forall i, \quad (5)$$

where v_i is per unit variable cost for part i and \mathbb{E} is a very small number (included to avoid strict inequalities), and this inequality ensures that part i is being manufactured. To ensure v_i takes minimum value, i.e., part i is being machined from the cheapest forgings, we further add following constraints.

$$\begin{aligned} v_i &\geq z_k \times (CMU_{ik} + CMT_{ik}) - \mathbb{M} \times (1 - x_{ik}), \quad \forall i, k \\ \sum_k x_{ik} &= 1, \quad \forall i, \\ x_{ik} &\leq z_k, \quad \forall i, k, \end{aligned} \quad (6)$$

where CMU_{ik} and CMT_{ik} are per unit machining cost and transportation cost for manufacturing part i from forging k , \mathbb{M} is a very large number and x_{ik} is an auxiliary indicator variable which helps to find minimum cost forging for the part. First and second part ensure that machining cost is equal to the minimum of different ways to manufacture the part, and third part of (6) ensures that non-zero minimum value is selected.

Constraints related to discounts for forgings, i.e., economies-of-scale for forgings are given below, where $d = 0, 1, 2, \dots, |D^k| - 1$ are discount levels for forging k , u_{dk} is an indicator variable that indicates if forging k gets discount level d , and Q_d^k represents quantity intervals to calculate discounts, as explained in Fig. 3. The quantity discounts are calculated on forgings required to meet order and inventory requirements, as given below.

$$\sum_d u_{dk} = 1, \quad \forall k. \quad (7)$$

For $d = 1, 2, \dots, |D^k| - 2$ and $\forall k$,

$$\begin{aligned} u_{dk} \times [\sum_i L_{ik} \times (M_i + P_i) \times x_{ik}] &\leq Q_{d+1}^k, \\ u_{dk} \times Q_d^k &\leq \sum_i L_{ik} \times (M_i + P_i) \times x_{ik} - \mathbb{E}. \end{aligned} \quad (8)$$

For extreme cases of $d = 0$ and $d = |D^k| - 1$, and $\forall k$,

$$\begin{aligned} u_{0k} \times [\sum_i L_{ik} \times (M_i + P_i) \times x_{ik}] &\leq Q_{1k}, \\ u_{(|D^k|-1)k} \times Q_{(|D^k|-1)k} &\leq \sum_i L_{ik} \times (M_i + P_i) \times x_{ik} - \mathbb{E}. \end{aligned} \quad (9)$$

Equation (7) ensures that only one discount level is applicable, and inequalities (8) and (9) force that discount level D_d^k is applicable, i.e., $u_{dk} = 1$ when required quantity of forging k is in semi-closed interval $(Q_d^k, Q_{(d+1)}^k]$.

The objective function and constraints have two non-linear terms as $z_k \times x_{ik} \times u_{dk}$ and $x_{ik} \times u_{dk}$ which can be simplified into linear terms to make the problem easier to solve. Hence, the following new variables are introduced for linearisation as $y_{ikd} = z_k \times x_{ik} \times u_{dk}$ and $w_{ikd} = x_{ik} \times u_{dk}$, and corresponding constraints are given below.

$$\begin{aligned} y_{ikd} &\leq z_k, \\ y_{ikd} &\leq x_{ik}, \\ y_{ikd} &\leq u_{dk}, \\ y_{ikd} &\geq z_k + x_{ik} + u_{dk} - 2, \quad \forall i, k, d \end{aligned} \quad (10)$$

$$\begin{aligned} w_{ikd} &\leq x_{ik}, \\ w_{ikd} &\leq u_{dk}, \\ w_{ikd} &\geq x_{ik} + u_{dk} - 1, \quad \forall i, k, d. \end{aligned} \quad (11)$$

So, simplifying constraint (8) and (9) using linearisation variables, we get following updated constraints. For $d = 1, 2, \dots, |D^k| - 2$ and $\forall k$,

$$\begin{aligned} \sum_i L_{ik} \times (M_i + P_i) \times w_{ikd} &\leq Q_{d+1}^k, \\ u_{dk} \times Q_d^k &\leq \sum_i L_{ik} \times (M_i + P_i) \times x_{ik} - \mathbb{E}. \end{aligned} \quad (12)$$

For extreme cases of $d = 0$ and $d = |D^k| - 1$, and $\forall k$,

$$\begin{aligned} \sum_i L_{ik} \times (M_i + P_i) \times w_{ik0} &\leq Q_{1k}, \\ u_{(|D^k|-1)k} \times Q_{(|D^k|-1)k} &\leq \sum_i L_{ik} \times (M_i + P_i) \times x_{ik} - \mathbb{E}. \end{aligned} \quad (13)$$

Optimisation problem: The multi-tier material consolidation optimisation problem can be obtained by substituting values of C_M , C_F and C_I into objective function (1), and simplifying the non-linear terms using the linearisation variables, yielding an MILP formulation as given below.

$$\begin{aligned}
& \min \quad C_M + C_F + C_I, \\
& = \sum_i [CMF_i + (1 - D^i) \times M_i \times v_i] \\
& + \sum_k z_k \times [CFF_k + \sum_d (CFU_k + CFT_k) \times (1 - D_d^k) \times \sum_i L_{ik} \times M_i \times x_{ik} \times u_{dk}] \\
& + \sum_{i,k} CFH_k \times L_{ik} \times P_i \times x_{ik} + \sum_k z_k \times [\sum_d (CFU_k + CFT_k) \times (1 - D_d^k) \times \sum_i L_{ik} \times P_i \times x_{ik} \times u_{dk}] \\
& = \sum_i [CMF_i + (1 - D^i) \times M_i \times v_i] \\
& + \sum_k z_k \times [CFF_k + \sum_d (CFU_k + CFT_k) \times (1 - D_d^k) \times \sum_i L_{ik} \times (M_i + P_i) \times x_{ik} \times u_{dk}] \\
& + \sum_{i,k} CFH_k \times L_{ik} \times P_i \times x_{ik} \\
& = \sum_i [CMF_i + (1 - D^i) \times M_i \times v_i] + \sum_{i,k} CFH_k \times L_{ik} \times P_i \times x_{ik} \\
& + \sum_k [z_k \times CFF_k + \sum_d (CFU_k + CFT_k) \times (1 - D_d^k) \times \sum_i L_{ik} \times (M_i + P_i) \times y_{ikd}].
\end{aligned} \tag{14}$$

Subject to constraints (5), (6), (7), (10), (11), (12) and (13), where variable z_k and auxiliary variables x_{ik} , u_{dk} , y_{ikd} and w_{ikd} are binary.

3.2 Solution approach

In this section, we discuss the methodology used to solve the consolidation problem, which is based on efficient problem formulation and the use of exact methods to obtain an optimal solution, as discussed below.

3.2.1 Model development

For the multi-tier material consolidation problem, as discussed in the previous subsection, we developed an MILP model using the following mathematical techniques for simplification.

Linearisation: The consolidation problem results in a cubic integer programming problem due to the interaction of two tiers and the exploitation of economies-of-scale. Since non-linear problems are more complex than MILP, we simplified the model using linearization, a process that converts non-linear terms into linear terms by introducing additional auxiliary variables. For example, x_1 and x_2 are two binary variables and we want to linearise non-linear term $x_1 \times x_2$ then we introduce a new binary variable $z = x_1 \times x_2$ such that,

$$z \leq x_1, \quad z \leq x_2, \tag{15}$$

$$z \geq x_1 + x_2 - 1, \tag{16}$$

where (15) ensures that z is 0 when any of x_1 or x_2 is 0 and (16) ensures that z is 1 when both x_1 and x_2 are 1. Similarly, for n binary variables x_1, x_2, \dots, x_n , non-linear term $\prod_{i=1}^n x_i$ can be linearised by introducing $z = \prod_{i=1}^n x_i$ as given below.

$$z \leq x_i, \quad \forall i, \tag{17}$$

$$z \geq \sum_i x_i - (n - 1). \tag{18}$$

Now suppose, v is a continuous variable and u is a binary variable then to linearise $v \times u$, we introduce a continuous variable $s = v \times u$ such that,

$$\begin{aligned}
s & \leq u \times M, \\
s & \leq v, \\
s & \geq v - (1 - u) \times M, \\
s & \geq 0.
\end{aligned} \tag{19}$$

Here, the first and last inequalities ensure that s is 0 when u is 0. Second inequality ensures that s is upper bounded by v and third inequality ensures that s is lower bounded by v when u is 1, i.e., $s = v$.

Pre-computations: The concept of pre-computation involves the pre-calculation of values needed in model development, where feasible, to simplify the optimisation process. For instance, in our proposed model, part discounts can either be determined by the model through optimisation or pre-computed because all the necessary information for calculating part discounts is provided. In contrast, discounts for forgings cannot be pre-calculated since the required information is not initially available but rather dependent on the parts.

3.2.2 Exact optimisation

The selection of an optimisation method to solve a problem depends on a variety of factors, including complexity of the problem and exact solution requirements. Exact methods generally provide optimal solution to the problem but can take longer to solve in some cases or maybe infeasible (Tavana et al. (2022); Chauhan et al. (2022)). In contrast, approximation methods such as heuristics and meta-heuristics can often provide faster solutions but do not guarantee optimality. The consolidation problem can be solved using exact methods as these methods can provide optimal solution for small to large-scale problems.

Utilising an exact method involves choosing a modeling language and selecting a solver library. Modelling languages themselves do not solve the problem; instead, they provide an interface where different solvers can be integrated without altering the code. Modelling languages themselves do not solve the problem rather provide interface where different solvers can be plugged without changing the code. Hence, the time to solve an optimisation problem can be divided into two parts: time to generate model using the modelling language and time to solve the problem using the method. In some cases, modelling language can take more than half of the total time to just generate a model (Lee et al. (2020)). Solver libraries offer methods that solve the optimisation problem, such as Gurobi and CPLEX. Please refer to Anand et al. (2017); Lee et al. (2020) for a comparative study of optimisation solvers.

To solve the multi-tier material consolidation problem, we explored freely available libraries such as CBC, Gurobi (with a free academic license), and CPLEX (free for smaller problems) as solvers. We also utilised Python MIP and Pulp as modelling libraries. We present comparative study of different modelling languages and solvers in Fig. 4, which presents time (in minutes) to solve different test problems listed in Table 2. For CPLEX, results are presented only on first three problems because its free access is limited smaller problems. Sub-figure 4a presents comparative study of different solvers and as it is clear from the figure, Gurobi is the best solver for the consolidation problem and takes significantly lesser time to solve the problems. CBC, the free solver also performs better than Choco for the test problems. Sub-figure 4b presents comparative study of modelling languages and shows that Python MIP is better than Pulp library to solve the problem under consideration.

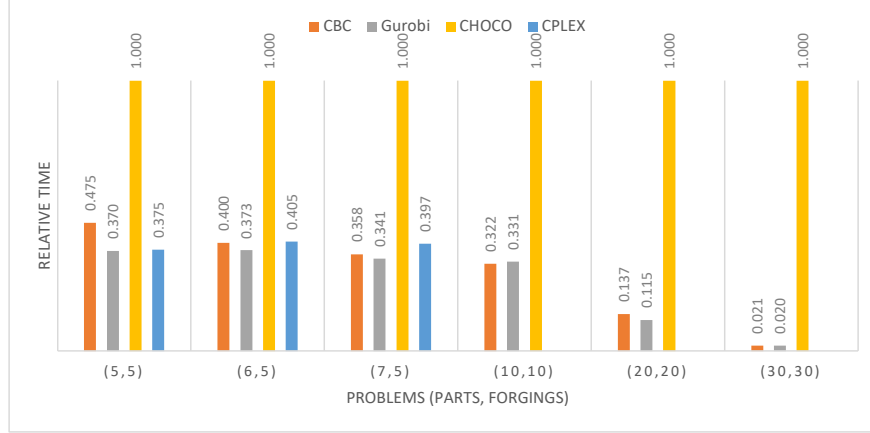
3.3 Experimental results

In this subsection, we discuss experimental setup, data and results, as given below.

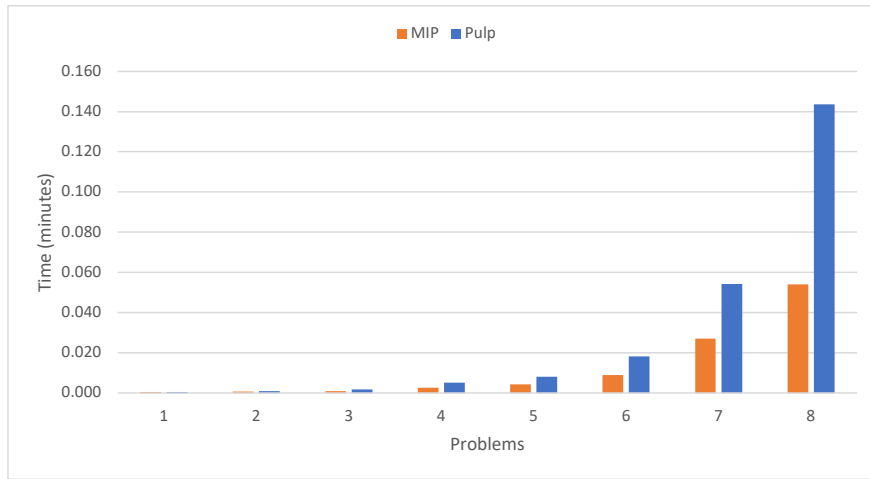
3.3.1 Data and experimental settings

We solve the multi-tier material consolidation problem for an aerospace manufacturing company using representative data.

The order for each part is generated using a random integer drawn from a uniform distribution between 100 and 500, and inventory requirements of each part are generated by the same process to be between 10 and 50. One unit of each forging can manufacture up to three units of parts. Fixed ordering costs for parts and forgings are generated randomly between £1000 and £5000. Machining costs for each part are generated randomly between £10 to £40 and unit transportation costs are generated between £1 to £5. Each part has up to two options to manufacture from forgings. Holding cost per unit of each forging is randomly generated between £15 and £40, per unit forging cost is between £10 and £40, and per unit transportation cost for each forging is between £5 and £25. Although the model can take different discount levels for each part and forging, for simplification of experiments, all parts have same discount levels of 0%, 5% and 10% in the intervals $[0, 250]$, $(250, 400]$ and $(400, \infty)$, respectively, and all forgings also have same discount levels of



(a) Comparison of different solvers.



(b) Comparison of Python MIP and Pulp modelling languages.

Figure 4: Comparison of solver libraries and modelling languages.

0%, 5% and 10% in the intervals $[0, 250]$, $(250, 400]$ and $(400, \infty)$, respectively. Test problems of small to large sizes are also generated to work with the model as presented in Table 2.

The experiments are coded in Python programming language, using Python MIP and Pulp as modelling libraries, and CBC, Gurobi, CPLEX and Choco are explored as solvers. Python MIP and Gurobi are used as modelling language and solver libraries, respectively, for reporting the results as they outperform others on the problem, as discussed in 3.2.2. All the experiments are executed on a MacBook Pro (16GB RAM, 256 SSD, 2.5 GHz Dual-Core Intel Core i7). The code and simulated data are available on GitHub (refer to Section 4.1).

3.3.2 Results

Fig. 5 presents results for the representative case study with 500 parts and 500 forgings. The model takes two minutes to produce the optimal solution for the case study. The multi-tier material consolidation results are benchmarked against results without consolidation and are presented as ratio of values with consolidation to values without consolidation. So, in Fig. 5, values below one show a decrease and values above one show increase in value. For example, a value of 0.74 means that value is reduced by 26%. As it is clear from the figure, the final consolidated set has around 74.2% forgings of the given forging set, which shows a 25.8%

consolidation, i.e., the final consolidated set has 25.8% less forgings than the given set of forgings. The consolidation depends on number of machining options available to manufacture each part from the forgings (please refer to next subsection to study effect of machining options on consolidation). Looking at different costs associated with the problem, it is observed that forging cost is significantly reduced. The decrease in forging cost depends on the fixed costs (ordering costs) associated with each forging (please refer to next subsection to study the effect of ordering cost of forging on consolidation). However, the machining cost, as expected, has slightly gone up because of the trade-off between forging and machining tiers as consolidated forgings require more machining time for manufacturing. Interestingly, holding cost for inventory of forgings has also come down with forging consolidation due to the model which optimises for the overall procurement cost.

It is observed that the resulting trade-off between forging cost and machining cost reduces the overall procurement cost in the supply chain. The reduction in procurement cost is a result of coordinating both tiers involved in the trade-off, which will be discussed in the following subsection.

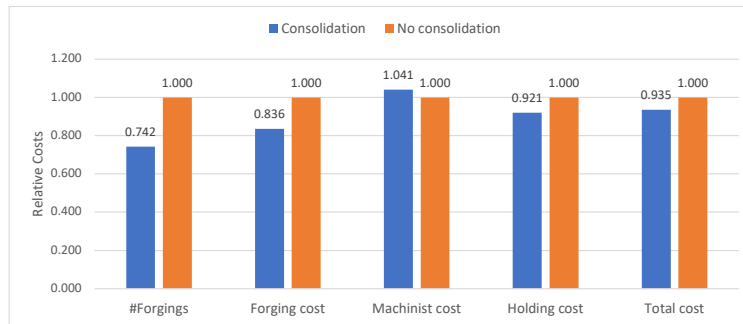


Figure 5: Multi-tier material consolidation case study (500 parts/500 forgings)

Table 2 presents the scale of forging consolidation test problems that we have attempted. Like Fig. 5, values in the table are relative to values without consolidation and presented as a ratio of values with consolidation to without consolidation. The proposed model can solve all problem instances to optimality, and we observe results similar to Fig. 5. All problems show corresponding decrease in forging costs at the expense of a slight increase in the correspondence machining cost. The optimum balance in the trade-off between forging and machining cost, also helps to reduce the overall procurement cost significantly for all the test problems. Interestingly, the consolidation approach is also able to bring down the holding cost. The last column of the table displays computational time in minutes and provides sensitivity analysis against problem size. As it can be observed from the table, the model is able to solve small to large-scale problems in reasonable time.

3.3.3 Sensitivity analysis

Here, we study effect of fixed forging cost, machining options, forging discounts, and holding cost on forging consolidation. For simplicity of experiments, sensitivity analysis is performed on a test problem of 100 parts and 100 forgings, and the problem is solved using Python MIP as modelling library and Gurobi as solver library.

Fig. 6 depicts impact of fixed/ordering cost on the forging consolidation problem. In this study, we increase fixed cost by a factor of one to five times and study impact of this increase on the problem. It is clear that an increase in fixed/ordering forging cost monotonically increases the consolidation (i.e., the consolidated set has a smaller number of forgings), monotonically decreases the consolidation cost, monotonically increases holding cost, and monotonically decreases overall procurement cost in the supply chain. Although, an increase in fixed cost of forgings increases holding cost, holding cost is still lesser than non-consolidated case. Additionally, an increase in fixed cost of forgings increases machining cost but there is no steady increase in machining cost.

Table 2: Study of different test problems

Problem	Parts	Forgings	Consolidated	Forging Cost	Machining Cost	Holding Cost	Total Cost	Time (m)
1	5	5	0.4000	0.7751	1.0546	0.8825	0.9029	0.001
2	10	5	0.8000	0.9394	1.0202	0.9792	0.9848	0.001
3	10	10	0.7000	0.7448	1.0805	0.9003	0.8989	0.002
4	20	15	0.7333	0.9037	1.0286	0.9575	0.9652	0.004
5	25	20	0.6000	0.8370	1.0171	0.8992	0.9296	0.008
6	45	25	0.8800	0.8581	1.0572	0.8406	0.9569	0.009
7	70	50	0.8400	0.9090	1.0467	0.9564	0.9780	0.028
8	100	70	0.8571	0.8832	1.0411	0.9480	0.9643	0.055
9	100	100	0.7400	0.8501	1.0353	0.9328	0.9397	0.079
10	200	150	0.8000	0.8572	1.0569	0.9273	0.9554	0.278
11	200	200	0.7200	0.8489	1.0376	0.9404	0.9407	0.322
12	500	250	0.8880	0.8831	1.0417	0.9009	0.9637	1.011
13	500	500	0.7420	0.8360	1.0410	0.9206	0.9348	1.978
14	1000	700	0.8114	0.8726	1.0434	0.9322	0.9589	5.966
15	1000	1000	0.7460	0.8514	1.0368	0.9303	0.9421	7.996
16	1500	1000	0.8290	0.8685	1.0454	0.9120	0.9579	12.386
17	1500	1500	0.7493	0.8420	1.0454	0.9188	0.9401	18.771
18	2000	1800	0.7567	0.8492	1.0485	0.9130	0.9460	32.595
19	2000	2000	0.7385	0.8467	1.0412	0.9294	0.9408	40.786
20	3000	2500	0.0426	0.8559	1.0404	0.9209	0.9480	106.602

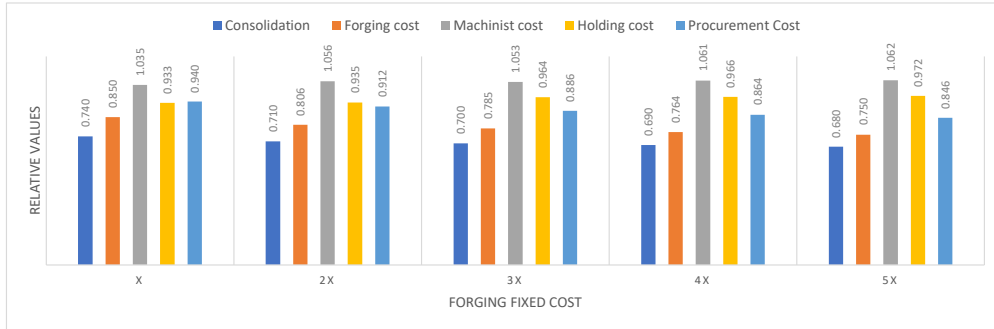


Figure 6: Study of effect of forging ordering/fixed cost on the consolidation (100 parts/100 forgings)

Fig. 7 presents impact of number of machining options (i.e., number of ways to manufacture a part from different forgings) available for each part on the consolidation. We consider up to two, three, four, five and six options for each part. For ease of interpretation, machining options are represented as the ratio of machining options divided by the maximum options considered, i.e. six. From the figure, it is clear that with an increase in machining options, in general, there is an associated increase in consolidation, decrease in forging cost, decrease in holding cost and decrease in the procurement cost. This is because increase in machining options means that there are more ways to manufacture the same part and thus more opportunities for consolidation. There is also slight increase in machining cost. Further analysis of actual values, shows that with an increase in machining options there is a monotonic increase in consolidation, monotonic decrease in forging cost and procurement cost. This difference in actual costs and relative costs (from the figure) is due to the fact that an increase in machining options affects both solutions, i.e., solutions with and without consolidation.

The effect of forging cost discounts on consolidation is presented using Fig. 8. As it is clear from the figure, with an increase in discounting there is monotonic increase in consolidation. This is because discounting

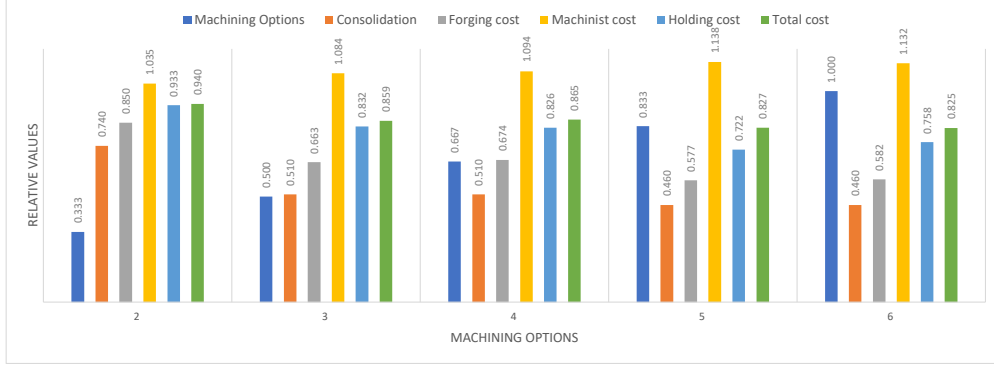


Figure 7: Study of machining options (100 parts/100 forgings)

helps to exploit economies-of-scale as consolidated set of forgings has fewer forgings with more demands than non-consolidated set which has more forgings with lesser demands. Moreover, an increase in forging discount shows a slight increase in total cost. At first, this looks strange but can be explained from actual cost values (which shows decrease in cost) and the fact that non-consolidation solution also benefits from increase in discounts. However, there is no clear observable patterns in forging cost, machining cost and holding cost. This is because an increase in discounts also impacts the non-consolidation based solution. In addition, forging consolidation is effective in both scenarios, i.e., with and without discounts on forgings, as shown by case ‘0X’ in the figure.

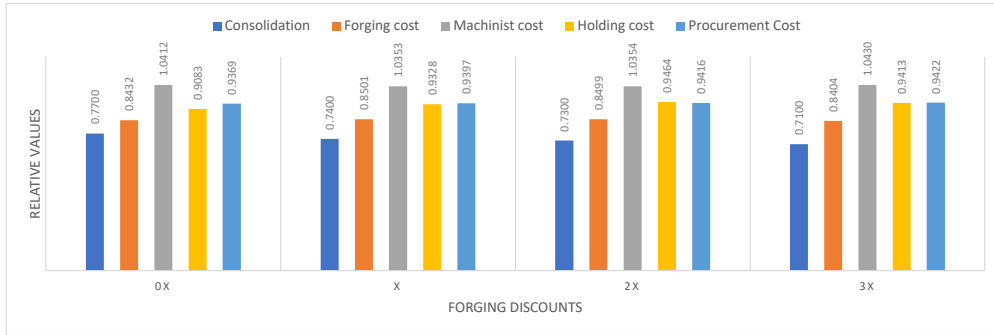


Figure 8: Sensitivity analysis using forging discounts (100 parts/100 forgings).

Fig. 9 presents effect of per unit holding cost on the consolidation. There are slight changes in costs and there is no clearly observable pattern because an increase in per unit holding cost affects both consolidation based solution and non-consolidation based solution. Consolidation looks to decrease with an increase in holding cost but no corresponding increase in forging cost is observed. However, relative holding cost is always less than one, i.e., consolidation always leads to decrease in holding cost.

4 Conclusion and Discussion

Whilst consolidation has been studied widely as a sub-field of cooperation and interaction in supply chain management, the exploitation of multi-to-multi relationship between tiers has not been paid much attention, despite being a prominent feature of complex engineered products in sectors such as medical devices and aerospace precision-machined products.

In this paper, we developed a formulation of the multi-tier material consolidation problem, and developed a mixed integer linear programming approach validated through an aerospace case study. Using an efficient

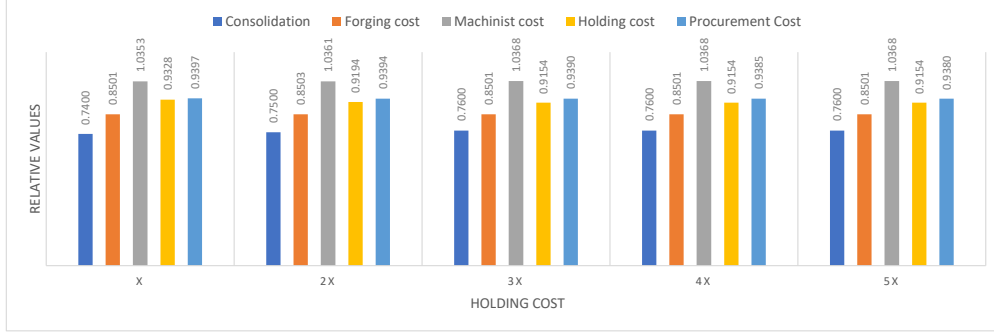


Figure 9: Sensitivity analysis with Holding Cost (100 parts/100 forgings).

problem formulation approach, the model is solved using exact optimisation methods to get optimal solution for a range of small to large-scale problems. The resulting formulation is flexible such that quantity discounts, inventory holding and transport costs can be included. Our comparison to benchmark results where no consolidation activity occurs, show that there is indeed a cost trade-off between two tiers, and that its reduction can be achieved using a holistic approach to reconfiguration.

From our sensitivity analysis, we observe that several interesting patterns emerge. Consolidation increases, i.e., relative cost decreases with an increase in fixed ordering cost of forgings and with an increased number of machining options for the parts. It is also observed that discounting helps increase consolidation although there is no clear observable pattern in relative costs. Similarly, consolidation reduces relative holding costs for all test problems but there is no clear observable pattern amongst the different types of costs.

Moreover, since consolidation leads to a smaller set of forgings both the inventory management process and subsequent supplier selection process is potentially simplified. For inventory management, consolidation means that the decision space for determining appropriate policies for transport and storage is reduced. Similarly, a reduced number of forgings may result in the reduction of forgers required, hence allowing supply chain simplification. Thus, multi-tier material consolidation not only might lead to a reduction in the procurement cost but may encourage more cooperation between tiers and simplification of procurement and inventory management tasks.

4.1 Limitations and Future Scope

This study has several limitations and assumptions which may lead to potential avenues for future research, as discussed below.

1. First of these is the assumption on constant and a priori known demand, for which uncertainty handling methods may be considered. This would be especially prudent in cases where machined parts may differ in their demand profiles, perhaps due to spare parts requirements.
2. Another assumption we undertook that consolidation does not lead to any negative effects on supply chain relationships, whereas these may need to be considered within a wider frame of reference, in which different assemblies are procured from suppliers whose products are being consolidated.
3. We also did not consider the risks of consolidation in the supply chain which could be managed by the manufacturer, while allocating orders to suppliers, by approaches, like, multi-sourcing.
4. Finally, we have assumed that reconfiguration requirements to produce more quantities of some of the forgings are applied at no additional cost, which may not be the case.

Our future work will study these effects of multi-tier consolidation in the supply chain and further use cases to shed more light on the benefits and drawbacks of our approach.

Funding

This research was funded by Aerospace Technology Institute and Innovate UK, the UK’s innovation funding agency, through the “Digitally Optimised Through-Life Engineering Services” project (113174).

Acknowledgements

The authors gratefully acknowledge the editor-in-chief, the associate editor and the anonymous reviewers for their constructive comments for improving the quality of the paper.

Conflicts of Interest

The authors declare that they have no conflict of interest.

Code Availability

The code and simulated data used in the paper will be released on acceptance at following link:
<https://github.com/ifm-mag/DOTES-Forging-Consolidation-2023>.

References

- A. Amid, S.H. Ghodsypour, and C. O’Brien. Fuzzy multiobjective linear model for supplier selection in a supply chain. *International Journal of Production Economics*, 104(2):394 – 407, 2006. doi: 10.1016/j.ijpe.2005.04.012.
- Rimmi Anand, Divya Aggarwal, and Vijay Kumar. A comparative analysis of optimization solvers. *Journal of Statistics and Management Systems*, 20(4):623–635, 2017.
- Marygail K Brauner and Jean R Gebman. *Is Consolidation Being Overemphasized for Military Logistics?* Rand, 1993.
- Shaohan Cai, Zhilin Yang, and Zuohao Hu. The effects of volume consolidation on buyer–supplier relationships: A study of chinese firms. *Journal of Purchasing and Supply Management*, 16(3):152–162, 2010. ISSN 1478-4092.
- Sıla Çetinkaya. Coordination of inventory and shipment consolidation decisions: A review of premises, models, and justification. *Applications of supply chain management and e-commerce research*, pages 3–51, 2005.
- Simranjeet S Chadha, M Ali Ülkü, and Uday Venkatadri. Freight delivery in a physical internet supply chain: an applied optimisation model with peddling and shipment consolidation. *International Journal of Production Research*, 60(16):4995–5011, 2022.
- Vinod Kumar Chauhan, Mark Bass, Ajith Kumar Parlikad, and Alexandra Brintrup. Trolley optimisation: An extension of bin packing to load pcb components. *arXiv preprint arXiv:2209.09116*, 2022.
- Vinod Kumar Chauhan, Stephen Mak, Ajith Kumar Parlikad, Muhannad Alomari, Linus Casassa, and Alexandra Brintrup. Real-time large-scale supplier order assignments across two-tiers of a supply chain with penalty and dual-sourcing. *Computers & Industrial Engineering*, 176:108928, 2023.
- Sunil Chopra and Manmohan Sodhi. Reducing the risk of supply chain disruptions. *MIT Sloan management review*, 55(3):72–80, 2014.

- Luke Crispo and Il Yong Kim. Part consolidation for additive manufacturing: A multilayered topology optimization approach. *International Journal for Numerical Methods in Engineering*, 2021. doi: <https://doi.org/10.1002/nme.6754>.
- Karine Araújo Ferreira, Larissa Almeida Flávio, and Lasara Fabrícia Rodrigues. Postponement: bibliometric analysis and systematic review of the literature. *International Journal of Logistics Systems and Management*, 30(1):69–94, 2018.
- Sunil C Gabler and P Meindl. Supply chain management. strategy, planning & operation. *Das summa summarum des management*, pages 265–275, 2007.
- Thiam-Soon Gan and Martin Grunow. Concurrent product and supply chain design: a literature review, an exploratory research framework and a process for modularity design. *International Journal of Computer Integrated Manufacturing*, 29(12):1255–1271, 2016.
- Thiam-Soon Gan, Moritz Steffan, Martin Grunow, and Renzo Akkerman. Concurrent design of product and supply chain architectures for modularity and flexibility: process, methods, and application. *International Journal of Production Research*, pages 1–20, 2021.
- Jiggyasu Gaur, Mehdi Amini, and Arza Keshava Rao. The impact of supply chain disruption on the closed-loop supply chain configuration profit: a study of sourcing policies. *International Journal of Production Research*, 58(17):5380–5400, 2020.
- KV Geetha and M Prabha. Effective inventory management using postponement strategy with fuzzy cost. *Journal of Management Analytics*, pages 1–29, 2021.
- Eleni Giampoldaki, Michael Madas, Vasileios Zeimpekis, and Maro Vlachopoulou. A state-of-practice review of urban consolidation centres: practical insights and future challenges. *International Journal of Logistics Research and Applications*, 26(6):732–763, 2023. doi: 10.1080/13675567.2021.1972950.
- Alfred L Guiffrida and Rakesh Nagi. Cost characterizations of supply chain delivery performance. *International Journal of Production Economics*, 102(1):22–36, 2006.
- Johan Hagberg and Kajsa Hulthén. Consolidation through resourcing in last-mile logistics. *Research in Transportation Business & Management*, 45:100834, 2022.
- Ming Hu, Xiaolin Xu, Weili Xue, and Yi Yang. Demand pooling in omnichannel operations. *Management science*, 68(2):883–894, 2022.
- Michael Johnson and Randolph Kirchain. Quantifying the effects of parts consolidation and development costs on material selection decisions: A process-based costing approach. *International Journal of Production Economics*, 119(1):174–186, 2009.
- Nils Knofius, Matthijs C van der Heijden, and Willem HM Zijm. Consolidating spare parts for asset maintenance with additive manufacturing. *International journal of production economics*, 208:269–280, 2019.
- Maximilian Kunovjanek, Nils Knofius, and Gerald Reiner. Additive manufacturing and supply chains—a systematic review. *Production Planning & Control*, 33(13):1231–1251, 2022.
- Gi-Ho Lee, Jae-Young Park, Seung-Jun Ham, and Young-Jin Kim. Comparative study on optimization solvers for implementation of a two-stage economic dispatch strategy in a microgrid energy management system. *Energies*, 13(5), 2020. ISSN 1996-1073. doi: 10.3390/en13051096.
- Jikai Liu. Guidelines for am part consolidation. *Virtual and Physical Prototyping*, 11(2):133–141, 2016.
- James M Masters. The effects of freight consolidation on customer service. *Journal of Business Logistics*, 2(1):55–74, 1980.

- Robert M Monczka, Robert J Trent, and Thomas J Callahan. Supply base strategies to maximize supplier performance. *International Journal of Physical Distribution & Logistics Management*, 1993.
- Andrés Muñoz-Villamizar, Josué C Velázquez-Martínez, Christopher Mejía-Argueta, and Karla Gámez-Pérez. The impact of shipment consolidation strategies for green home delivery: a case study in a mexican retail company. *International Journal of Production Research*, pages 1–18, 2021.
- Jana Ralfs and Gudrun P Kiesmüller. Inventory management with advance demand information and flexible shipment consolidation. *OR Spectrum*, 44(4):1009–1044, 2022.
- Sabine F Schulz and Alexander Blecken. Horizontal cooperation in disaster relief logistics: benefits and impediments. *International Journal of Physical Distribution & Logistics Management*, 2010.
- Mahya Seyedan, Fereshteh Mafakheri, and Chun Wang. Order-up-to-level inventory optimization model using time-series demand forecasting with ensemble deep learning. *Supply Chain Analytics*, 3:100024, 2023. ISSN 2949-8635. doi: <https://doi.org/10.1016/j.sca.2023.100024>. URL <https://www.sciencedirect.com/science/article/pii/S2949863523000237>.
- Ole Sigmund and Kurt Maute. Topology optimization approaches. *Structural and Multidisciplinary Optimization*, 48(6):1031–1055, 2013.
- Lena Silbermayr and Stefan Minner. Dual sourcing under disruption risk and cost improvement through learning. *European Journal of Operational Research*, 250(1):226 – 238, 2016. doi: 10.1016/j.ejor.2015.09.017.
- Olof Stenius, Johan Marklund, and Sven Axsäter. Sustainable multi-echelon inventory control with shipment consolidation and volume dependent freight costs. *European Journal of Operational Research*, 267(3):904–916, 2018.
- Madjid Tavana, Hadi Kian, Arash Khalili Nasr, Kannan Govindan, and Hassan Mina. A comprehensive framework for sustainable closed-loop supply chain network design. *Journal of Cleaner Production*, 332: 129777, 2022.
- Brian Tomlin. On the value of mitigation and contingency strategies for managing supply chain disruption risks. *Management science*, 52(5):639–657, 2006.
- Bilge Torbali and Gülgün Alpan. A multi-agent-based real-time truck scheduling model for cross-docking problems with single inbound and outbound doors. *Supply Chain Analytics*, 3:100028, 2023. ISSN 2949-8635. doi: <https://doi.org/10.1016/j.sca.2023.100028>. URL <https://www.sciencedirect.com/science/article/pii/S2949863523000274>.
- Robert J Trent and Robert M Monczka. Purchasing and supply management: trends and changes throughout the 1990s. *International Journal of Purchasing and Materials Management*, 34(3):2–11, 1998.
- M Ali Ülkü. Dare to care: Shipment consolidation reduces not only costs, but also environmental damage. *International Journal of Production Economics*, 139(2):438–446, 2012.
- Alain Vaillancourt. A theoretical framework for consolidation in humanitarian logistics. *Journal of Humanitarian Logistics and Supply Chain Management*, 2016.
- Alain Vaillancourt. Procurement consolidation in humanitarian supply chains: a case study. *International Journal of Procurement Management*, 10(2):178–193, 2017.
- Laura Wagner, Eduard Calvo, and Pedro Amorim. Better together! the consumer implications of delivery consolidation. *Manufacturing & Service Operations Management*, 25(3):903–920, 2023.
- Peter F Wanke. Consolidation effects and inventory portfolios. *Transportation Research Part E: Logistics and Transportation Review*, 45(1):107–124, 2009.

- Peter F Wanke and Eduardo Saliby. Consolidation effects: Whether and how inventories should be pooled. *Transportation Research Part E: Logistics and Transportation Review*, 45(5):678–692, 2009.
- Bob Willard. *The new sustainability advantage: seven business case benefits of a triple bottom line*. New Society Publishers, 2012.
- Yuankai Zhang, Lijun Sun, Xiangpei Hu, and Chen Zhao. Order consolidation for the last-mile split delivery in online retailing. *Transportation Research Part E: Logistics and Transportation Review*, 122:309–327, 2019.
- Walter Zinn. A historical review of postponement research. *Journal of business logistics*, 40(1):66–72, 2019.