

Reconstructing inflation and reheating in $f(\phi)T$ gravity

Ramón Herrera^{1,*} and Carlos Ríos^{1,2,†}

¹*Instituto de Física, Pontificia Universidad Católica de Valparaíso,
Avenida Brasil 2950, Casilla 4059, Valparaíso, Chile.*

²*Departamento de Enseñanza de las Ciencias Básicas,
Universidad Católica del Norte, Larrondo 1281, Coquimbo, Chile.*

In this work we study the reconstruction of an inflationary universe in the context of a theory of gravity $f(\phi)T$, in which T corresponds to the trace of energy momentum tensor. To realize this reconstruction during the inflationary epoch, we consider as attractor the scalar spectral index n_s in terms of the number of e -folds N , in the framework of the slow-roll approximation. By assuming a specific function $f(\phi)$ together with the simplest attractor $n_s(N)$, we find different expressions for the reconstructed effective potential $V(\phi)$. Additionally, we analyze the era of reheating occurs after of the reconstruction obtained during the inflationary epoch. In this scenario we determine the duration and temperature during the reheating epoch, in terms of the equation of state parameter and of the observational parameters. In this context, the different parameters associated to the reconstructed model are restricted during the scenarios of inflation and reheating by considering the recent astronomical observations.

I. INTRODUCTION

It is well known that during the evolution of the early universe, it exhibited a short period of rapid growth called inflationary epoch or simply inflation [1–3]. In this context, the inflationary epoch provides solutions to long standing cosmological problems associate to the hot big bang model. However, the inflationary stage not only resolves the problematic of the standard hot model, but also explicates the large-scale structure (LSS) [4, 5], as well the anisotropies observed in the cosmic microwave background (CMB) radiation of the early universe [6, 7].

In concern to the different inflationary models that produce an adequate evolution during the early universe, we can stand out those models that utilize modifications to the Einstein's theory from a generalization in the Lagrangian density of Einstein-Hilbert action. In this sense, we can mention the function $f(R)$ in place of Ricci scalar R in the Einstein-Hilbert action corresponds to a simple generalization of this action [8], see also Refs.[9, 10]. A modification to the function $f(R)$ in the action was developed in Ref.[11], where the authors replace the function $f(R)$ by $f(R, \mathcal{L}_m)$, in order to include a coupling between an arbitrary function of the Ricci scalar and the matter of the universe characterized by the matter Lagrangian density \mathcal{L}_m . In this context, different analysis in astrophysical and cosmology in relation to the non minimal coupling matter geometry coupling $f(R, \mathcal{L}_m)$ were developed in Refs.[12, 13], see Ref.[14] for another formulations.

In fact, we have another extensions to the framework of standard General Relativity (GR) and in particular we distinguish the $f(R, \mathcal{L}_m, T)$ modified gravity or commonly called $f(R, T)$ gravity in which the quantity T denotes the trace of the energy momentum tensor $T_{\mu\nu}$ related to the matter i.e., the trace $T = g^{\mu\nu} T_{\mu\nu}$ [15], see also [16]. In this framework, an arbitrary function of the scalar Ricci R as well as of the trace of the tensor $T_{\mu\nu}$ are considered to describe the early and present universe. The motivation to introduce the trace of the energy momentum tensor through the $f(R, T)$ gravity comes from to consider some exotic matters or quantum effects to describe the universe. In the literature, different forms of the function $f(R, T)$ have been analyzed and in particular this function has been decomposed as combinations of arbitrary functions related to the Ricci scalar $\mathcal{R}(R)$ and of the trace of the energy momentum tensor $\mathcal{T}(T)$ such that; $f(R, T) = \mathcal{R}(R) + \mathcal{T}(T)$ as well the multiplication $f(R, T) = \mathcal{R}(R) \mathcal{T}(T)$. Another proposed theory along the lines $f(R, T)$ is the energy momentum squared gravity proposed in Ref.[17], in which the authors add to the standard Einstein-Hilbert action a quadratic term described by $T^2 = T_{\mu\nu} T^{\mu\nu}$ in which as before T represents to the trace of the energy momentum tensor. In this context another modified gravity analyzed in the literature associated to trace T corresponds to add the $f(\phi)T$ term to the Einstein Hilbert action[18], where in this situation $f(\phi)$ is an arbitrary function of the scalar field (inflaton) coupled with the trace of the energy momentum tensor, see also recently Ref.[19]. Here the authors studied the inflationary epoch (observational parameters) assuming different effective potentials such as; chaotic inflation, natural inflation and the effective potential of the Starobinsky inflation obtained in the conformal frame. In this context, the idea of considering an extension of the modified gravity

* ramon.herrera@pucv.cl

† carlos.rios@ucn.cl

from the term $f(\phi, T)$ where the scalar field ϕ couples to the trace of energy momentum T becomes interesting, but also this extension offers an alternative approach to resurrect some inflationary models that do not work in the framework of the standard GR from the observational data such as; the chaotic model, natural inflation or other that are strongly disfavored from observations. In this sense, the introduction of this extension of the modified gravity transforms the expressions associated to the observational parameters which are sensitive to $f(\phi, T)$ gravity.

Additionally, another models in which the trace T plays an important role during inflation, correspond to the models related with $f(Q, T)$ gravity, in with Q denotes the non-metricity scalar Refs.[20, 21] and for another extensions in which is considered the trace see e.g., Refs.[22, 23].

On the other hand, the concept of reconstruction associated to the physical variables that make up the background dynamics of the different models during the inflationary scenario, considering the parameterization of observational quantities such as; the scalar spectrum, scalar spectral index and the tensor to scalar ratio, have been analyzed by different authors [24–27]. In particular, an interesting reconstruction mechanism to find the physical quantities during inflation under the slow roll stage, corresponds to the parameterization of the scalar spectral index $n_s(N)$ and the tensor to scalar ratio $r(N)$ (called attractors) in terms of the number of e -folds N . It is well known that the parameterization for the scalar spectral index $n_s(N)$ as a function of the number of e -folds defined as $n_s(N) = 1 - 2/N$ is well supported from observations for values of number $N \simeq 50-70$ from the data taken by the Planck[28].

In the theoretical context of the general relativity (GR), various inflationary models can be reconstructed under a single parameterization or attractor given by $n_s \simeq 1 - 2/N$ assuming large N such as; the hyperbolic tangent model or T-model [29], E-model[30], R^2 or Starobinsky model[1] and the famous model of chaotic inflation[2]. However, the methodology used for the reconstruction in the models of warm and Galileon inflation was required to introduce two attractors $n_s(N)$ and $r(N)$, in order to build the background variables [31, 32], see also Ref.[33]. In the same way, it is possible to utilize the slow roll parameters $\epsilon(N)$ and $\eta(N)$ as a function of the number of e -folds N to build the background variables and the observational parameters such as; the scalar spectrum index, power spectrum, tensor to scalar ratio among other[34–36]. For example, in Ref.[34] was used some types of parameterization for the slow roll parameter $\epsilon(N)$ in order to find the effective potential in terms of the inflaton field. In the same way, in Ref.[37] different effective potentials were reconstructed by considering as parameterization the slow roll parameters as a function of the number of e -folds N , see also [38, 39].

In relation to the reheating of the universe, it is known that to recover the standard big-bang model, the early universe has to be reheated after of inflationary epoch. During the process of reheating of the early universe, the components of matter and radiation are generated generally through the decay of the scalar field or another fields, while the temperature of the universe increases in magnitude and then the universe connects with the radiation epoch and then with the standard big-bang model[40]. However, there are various reheating models (mechanisms) in order to increase the temperature during the early universe. Thus, we have the mechanism of reheating in which from the perturbative decay of an oscillating inflaton field at the end of inflationary epoch produces the reheating of the universe[41], the mechanism associated to non-perturbative processes as parametric resonance decay[42], the reheating from tachyonic instability[43], instant preheating in which this mechanism takes place from a non-perturbative processes and it occurs almost instantly[44], and also for non oscillating models or called the NO models, in which the mechanism of reheating occurs from the another field “curvaton” field (decay) [45], see also Ref.[46].

During the reheating era we have the different parameters associated to the reheating. Thus, we have that this period can be characterized by the reheating temperature T_{reh} , an effective equation of state (EoS) w_{reh} associated to the matter content in this process and one parameter related with the reheating duration and characterized by number of e -folds N_{reh} . In relation to the reheating temperature a lower limit is restricted by primordial nucleosynthesis (BBN) in which the temperature during the primordial nucleosynthesis $T_{\text{BBN}} \sim 10$ MeV, see e.g., [47]. In the context of the EoS parameter w_{reh} , we can mention that different numerical analysis were developed in order to characterize an effective EoS parameter from specific interactions between the inflaton field and another matter fields, see e.g.,[48, 49]. Thus, we can consider that the EoS parameter w_{reh} is a function of the cosmological time during the different scenarios of the reheating epoch. In this context, for example for the canonical reheating stage assuming a chaotic potential the EoS parameter at the end of inflation takes the value $w_{\text{reh}} = 0$, but from the numerical analysis the authors in Ref.[49] showed that this parameter increases to values of $w_{\text{reh}} \sim 0.3$ for cosmological time $t > 200/M_{\text{pl}}$. In another scenarios such as a massive field the EoS parameter w_{reh} increases from a negative value at the end of inflation $w_{\text{reh}} = -1/3$ [50] to $w_{\text{reh}} = 0$, see e.g., [51–53]. In this context, in a first approximation we can assume that the EoS parameter w_{reh} during the stage reheating can be considered as a constant in time through all the reheating epoch [52].

The goal of this paper is to rebuild an inflationary model during the early universe from a modified $f(\phi)T$ gravity. In this sense, we shall analyze an interaction between the scalar field ϕ and the trace of energy-momentum tensor T of the form $f(\phi)T$, in order to reconstruct the inflationary stage assuming the parameterization of the scalar spectral index n_s as a function of the number of e -folds N i.e., $n_s = n_s(N)$. In this framework, we study how the background dynamics in which there is an interaction between the field ϕ and the trace T modifies the reconstruction of the effective potential in terms of the scalar field assuming as attractor for large N the scalar spectral index $n_s(N)$. Thus,

from a general procedure, we will reconstruct the effective potential from an attractor associated to the index $n_s(N)$ (for large- N).

To reconstruct analytically the effective potential in terms of the scalar field, we will analyze a specific example for the scalar spectral index parameterized in terms of N . In this form, we will assume the simplest attractor given by $n_s(N) = 1 - 2/N$ for large- N . In this framework, we will rebuild the effective potential $V(\phi)$ and we will also obtain the different constraints on the parameters associated to the reconstruction (integration constants).

Additionally, we will study the reheating epoch from the reconstruction of the background variables obtained during the inflationary stage. In this context, we will determine the reheating parameters such as; the duration of the reheating from the number of e - folds, the temperature and the EoS during the reheating of the universe and how using the cosmological parameters from Planck data (1σ bound on n_s) these reheating parameters are constrained.

The outline of the article is as follows: the Sect. II we give a brief description of the modify gravity from an interaction between a coupling function that depends of the scalar field $f(\phi)$ and the trace of energy-momentum tensor T . Here we analyze the background equations under the slow-roll approximation and then we review the cosmological perturbations in this modify gravity. In Sect. III we obtain, under a general formalism, explicit relations for the effective scalar potential in terms of the number of e - folds N to consider the reconstruction from the scalar spectral index $n_s(N)$. In the Sect. IV, we apply the reconstruction methodology in order to find the scalar potential $V(N)$ analytically. Besides, we assume a specific case in which we consider the simplest attractor for the spectral index $n_s(N) = 1 - 2/N$ for large N together with a determined coupling function $f(\phi)$, in order to rebuild the effective potential as a function of the scalar field. In Sect. V, we study the reheating scenario for our model using the reconstructed potential obtained from the simplest attractor $n_s(N)$. Here, we determine the reheating temperature and the number of e -folds during the reheating era. Finally in Sect. VI we give our conclusions. We chose units so that $c = \hbar = 1$.

II. THE $f(\phi)T$ MODIFIED GRAVITY AND THE INFLATIONARY PHASE

In this section, we shall consider the modified gravity from an interaction between the scalar field and the trace of the energy-momentum tensor through the term $f(\phi)T$. In this context, we start by writing down the action for this modified gravity as[18]

$$S = \int \left[\frac{R}{2\kappa} + f(\phi)T + \mathcal{L}_m \right] \sqrt{-g} d^4 x, \quad (1)$$

where R denotes the scalar Ricci, g is the determinant of the metric $g_{\mu\nu}$ and the constant $\kappa = 8\pi G = M_{pl}^{-2}$ with M_{pl} the Planck mass. The positive quantity $f(\phi)$ is an arbitrary function (dimensionless) associated to scalar field or inflaton field ϕ , the expression \mathcal{L}_m denotes the matter Lagrangian density and $T = g^{\mu\nu}T_{\mu\nu}$ corresponds to the trace of energy momentum tensor $T_{\mu\nu}$ associated to \mathcal{L}_m . In particular for the specific case in which the function $f(\phi) \rightarrow 0$, the action given by Eq.(1) reduces to standard General Relativity (GR).

It is well known that from the variation of the action (1) with respect to the metric, it gives rise to the Einstein's equation; $G_{\mu\nu} = R_{\mu\nu} - (1/2)g_{\mu\nu}R = \kappa \tilde{T}_{\mu\nu}$, where the tensor $G_{\mu\nu}$ denotes the Einstein tensor and we have defined the tensor energy momentum $\tilde{T}_{\mu\nu}$ associated to the matter Lagrangian together with the coupling between the trace T and the arbitrary function $f(\phi)$ such that

$$\tilde{T}_{\mu\nu} = \frac{-2}{\sqrt{-g}} \frac{\partial(\sqrt{-g}\tilde{\mathcal{L}}_m)}{\partial g^{\mu\nu}}, \quad (2)$$

where we have defined $\tilde{\mathcal{L}}_m$ as a combination of the matter Lagrangian density and the additional term $f(\phi)T$ such that

$$\tilde{\mathcal{L}}_m = f(\phi)T + \mathcal{L}_m. \quad (3)$$

In this form, we can write the tensor $\tilde{T}_{\mu\nu}$ given by Eq.(2) as

$$\tilde{T}_{\mu\nu} = T_{\mu\nu} - 2f(\phi) \left(T_{\mu\nu} - \frac{1}{2}g_{\mu\nu}T + \Pi_{\mu\nu} \right), \quad \text{where } T_{\mu\nu} = \frac{-2}{\sqrt{-g}} \frac{\partial(\sqrt{-g}\mathcal{L}_m)}{\partial g^{\mu\nu}}, \quad (4)$$

corresponds to the energy momentum tensor related to the matter Lagrangian \mathcal{L}_m and the quantity $\Pi_{\mu\nu}$ is defined as

$$\Pi_{\mu\nu} = g^{\alpha\beta} \frac{\partial T_{\alpha\beta}}{\partial g^{\mu\nu}} = -2T_{\mu\nu} + g_{\mu\nu}\mathcal{L}_m - 2g^{\alpha\beta} \frac{\delta^2 \mathcal{L}_m}{\delta g^{\mu\nu} \delta g^{\alpha\beta}}. \quad (5)$$

In the following we will assume a single scalar field ϕ for the matter, in order to analyze the reconstruction of our inflationary model in the framework of $f(\phi)T$ gravity. In this sense, we consider that the matter Lagrangian density \mathcal{L}_m can be written as

$$\mathcal{L}_m = -\frac{1}{2}g^{\mu\nu}\partial_\mu\phi\partial_\nu\phi - V(\phi), \quad (6)$$

where $V(\phi)$ corresponds to the effective potential associated to scalar field. By assuming an inflaton field homogeneous i.e., $\phi = \phi(t)$ and considering a perfect fluid of the form $\tilde{T}_\mu^\nu = \text{diag}(-\tilde{\rho}, \tilde{p}, \tilde{p}, \tilde{p})$, in which $\tilde{\rho}$ and \tilde{p} denote the effective energy density and pressure, then we can identify these densities as

$$\tilde{\rho} = \frac{1}{2}\dot{\phi}^2 [1 + 2f(\phi)] + [1 + 4f(\phi)]V, \quad (7)$$

and

$$\tilde{p} = \frac{1}{2}\dot{\phi}^2 [1 + 2f(\phi)] - [1 + 4f(\phi)]V, \quad (8)$$

where the dots mean derivatives with respect to the cosmological time and we have assumed the metric signature $(-, +, +, +)$.

In order to find the equation of motion of the scalar field we can utilize the continuity equation $\dot{\tilde{\rho}} + 3H(\tilde{\rho} + \tilde{p}) = 0$ and then we obtain the modified Klein-Gordon equation given by

$$[1 + 2f(\phi)](\ddot{\phi} + 3H\dot{\phi}) + f'(\phi)\dot{\phi}^2 + [1 + 4f(\phi)]V' + 4f'(\phi)V = 0, \quad (9)$$

where the notation V' corresponds to $V' = \frac{\partial V}{\partial \phi}$, $f' = \partial f / \partial \phi$, $V'' = \partial^2 V / \partial \phi^2$, etc.

Also, the Friedmann equation can be written as

$$H^2 = \frac{\kappa}{3}\tilde{\rho} = \frac{\kappa}{3}\left(\frac{1}{2}\dot{\phi}^2 [1 + 2f(\phi)] + [1 + 4f(\phi)]V\right). \quad (10)$$

Following Ref.[18], we can consider the slow roll approximation in which $\dot{\phi}^2 \ll V$, $\ddot{\phi} \ll H\dot{\phi}$ and $f'(\phi)\dot{\phi}^2 \ll H\dot{\phi}$, respectively. Under this approximation the scalar field and Friedmann equations are reduce to

$$3H\dot{\phi}[1 + 2f(\phi)] + [1 + 4f(\phi)]V' + 4f'(\phi)V = 3H\dot{\phi}F_1 + F_2V' + F_2'V \simeq 0, \quad (11)$$

and

$$H^2 \simeq \frac{\kappa}{3}[1 + 4f(\phi)]V = \frac{\kappa}{3}F_2V, \quad (12)$$

where we have defined, the quantities F_1 and F_2 in terms of the scalar field as

$$F_1(\phi) = F_1 = 1 + 2f(\phi) \quad \text{and} \quad F_2(\phi) = F_2 = 2F_1 - 1 = 1 + 4f(\phi). \quad (13)$$

On the other hand, in order to give a measure of the expansion during inflation, we can introduce the number of e -folds N defined from the relation $\Delta N = N - N_{\text{end}} = \int_t^{t_{\text{end}}} H dt = \int_\phi^{\phi_{\text{end}}} (H/\dot{\phi})d\phi$, with which using the slow roll approximation yields

$$\Delta N = \ln[a(t_{\text{end}})/a(t)] \simeq \kappa \int_{\phi_{\text{end}}}^\phi \left[\frac{(1 + 2f(\phi))(1 + 4f(\phi))V}{(1 + 4f(\phi))V' + 4f'(\phi)V} \right] d\phi, \quad (14)$$

where N corresponds to the value of the number of e -folds at the cosmological time "t" during inflation and N_{end} is the e -folds at the end of inflation.

Introducing the dimensionless slow roll parameters, we have [18]

$$\epsilon_V = \frac{1}{2\kappa(1 + 2f(\phi))} \left[\frac{V'}{V} + \frac{4f'(\phi)}{(1 + 4f(\phi))} \right]^2, \quad (15)$$

and

$$\eta_V = \frac{1}{\kappa(1 + 2f(\phi))} \left[\frac{V''}{V} + \frac{f'(\phi)(7 + 12f(\phi))}{(1 + 2f(\phi))(1 + 4f(\phi))} \frac{V'}{V} - \frac{4f'(\phi)^2}{(1 + 2f(\phi))(1 + 4f(\phi))} + \frac{4f''(\phi)}{(1 + 4f(\phi))} \right], \quad (16)$$

or equivalently in terms of the functions F_1 and F_2 we get

$$\epsilon_V = \frac{1}{2\kappa F_1} \left[\frac{V'}{V} + \frac{F_2'}{F_2} \right]^2, \quad (17)$$

and

$$\eta_V = \frac{1}{\kappa F_1} \left[\frac{V''}{V} + \frac{F_1'(1+6F_1)}{2F_1 F_2} \frac{V'}{V} - \frac{F_1'^2}{F_1 F_2} + \frac{F_2''}{F_2} \right]. \quad (18)$$

The condition under which the inflationary epoch takes place can be summarized with the slow roll parameter $\epsilon_V < 1$, which is equivalent to the condition on the scale factor in which $\ddot{a} > 0$. Besides, we can mention that it is possible to redefine a new field $\tilde{\phi}$ and its effective potential \tilde{V} such that the matter Lagrangian can be reduced to the canonical form and then the theory can be explicated as standard inflation in the framework of GR from the new scalar field [18]. Thus, using the standard definitions of the slow roll parameters ϵ_V and η_V from the new field $\tilde{\phi}$ and its potential \tilde{V} together with the mapping between $(\tilde{\phi}, \tilde{V}) \rightarrow (\phi, V)$ one can find the parameters ϵ_V and η_V given by Eqs.(15) and (16), respectively. In this context the relation between these quantities are given by

$$d\tilde{\phi} = (1 + 2f(\phi))^{1/2} d\phi, \quad \text{and} \quad \tilde{V} = (1 + 4f(\phi)) V. \quad (19)$$

Thus, using these relations the slow roll parameters ϵ_V and η_V defined as $\epsilon_V = (1/2\kappa)(\partial \ln \tilde{V} / \partial \tilde{\phi})^2$ and $\eta_V = 1/(\kappa \tilde{V})(\partial^2 \tilde{V} / \partial \tilde{\phi}^2)$ become the slow roll parameters given by Eqs.(15) and (16), respectively.

In this respect, the scalar power spectrum of the curvature perturbations A_s and the scalar spectral index n_s defined as $n_s = 1 + d \ln A_s / d \ln k$, under the slow roll approximation can be written in terms of the slow roll parameters as [54]

$$A_s = \frac{3\kappa H^2}{24\pi^2 \epsilon_V} \simeq \frac{\kappa^2 (1 + 4f) V}{24\pi^2 \epsilon_V}, \quad (20)$$

and

$$n_s - 1 = \frac{d \ln A_s}{d \ln k} \simeq -6\epsilon_V + 2\eta_V. \quad (21)$$

In order to demonstrate that from Eq.(20) is possible to find the scalar spectral index given by Eq.(21) in terms of the slow roll parameters ϵ_V and η_V we have

$$n_s - 1 = \frac{d \ln A_s}{d \ln k} \simeq \frac{d \ln A_s}{dN} = \frac{d \ln A_s}{H dt} = \frac{\dot{\phi}}{H} \frac{d \ln A_s}{d\phi} = \frac{\dot{\phi}}{H A_s} \frac{dA_s}{d\phi}, \quad (22)$$

where we have considered that $d \ln k \simeq dN$ [55]. In this way, from Eq.(20) we get that the scalar index can be rewritten as

$$n_s - 1 = \frac{\dot{\phi}}{H} \left[\frac{F_2'}{F_2} + \frac{V'}{V} - \frac{\epsilon_V'}{\epsilon_V} \right] = -2 \left[\epsilon_V - \frac{\epsilon_V'}{(V'/V + F_2'/F_2)} \right], \quad (23)$$

where we have used Eqs.(11) and (12) together with the definition of ϵ_V given by Eq.(15). Now from Eq.(18) we find that the quantity

$$\frac{\epsilon_V'}{(V'/V + F_2'/F_2)} = -2\epsilon_V + \eta_V. \quad (24)$$

Here we have considered the relation $F_2 = 2F_1 - 1 = 1 + 4f$. In this form, replacing Eq.(24) into Eq.(23) we obtain Eq.(21).

In relation to the generation of the tensor perturbations during the inflationary epoch, we have that the amplitudes of the gravitational waves becomes[54]

$$A_t = \frac{2\kappa}{\pi^2} H^2 \simeq \frac{2\kappa^2 (1 + 4f) V}{3\pi^2}, \quad (25)$$

and the tensor to scalar ratio $r = A_t/A_s$ as a function of the slow roll parameter ϵ_V from Eqs. (20) and (25) becomes

$$r \simeq 16 \epsilon_V. \quad (26)$$

In relation to the tensor spectrum index n_t , from the definition $n_t = d \ln A_t / d \ln k$, we can rewrite this spectrum index as

$$n_t \simeq \frac{d \ln A_t}{dN} = \frac{\dot{\phi}}{H A_t} \frac{dA_t}{d\phi} = - \left(\frac{F'_2 V + F_2 V'}{F_2 V} \right)^2 \frac{1}{\kappa F_1} = -2 \epsilon_V, \quad (27)$$

where we have used the Eqs.(11), (12), (17) and (25), respectively. Thus, combining Eqs.(26) and (27), we have that the relation between the tensor index and the tensor to scalar ratio or consistency relation becomes $n_t = -r/8$ and it coincides with the obtained in the framework of the GR for a single field under the slow roll approximation [54, 55]. In this form, given that the tensor to scalar ratio r is a positive quantity, then the tensor spectrum index $n_t < 0$ and our model predicts that the tensor spectral index corresponds to a slightly red-tilted in contradiction to the obtained by the North American Nanohertz Observatory for Gravitational Waves (NANOGrav)[56] in which $n_t > 0$, corresponding to a blue-tilted spectrum, see also Refs.[57, 58].

In the following, we will study the reconstruction of the effective potential $V(\phi)$ in our inflationary model, by considering as attractor the spectral index n_s as a function of the number of e -folds N , i.e., $n_s = n_s(N)$. Additionally, we will assume that the coupling function $f(\phi)$ in terms of the scalar field ϕ is given by

$$f(\phi) = \alpha_1 + \alpha_2 \phi^n, \quad (28)$$

where the α_1 and α_2 are two constants. The constant α_1 is dimensionless and α_2 has dimension of $(\text{mass})^{-n}$. Here we consider that the power n corresponds to a real number. In the particular case where $\alpha_2 = 0$ and the constant $\alpha_1 \neq 0$ was analyzed in Ref.[59] and recently studied in Ref.[60] (see also [61]). Also, in the situation in which $\alpha_1 = 0$ and the power $n = 1$ together with $\alpha_2 \neq 0$, it reduces to the model developed in Ref.[18]. For the special situation in which $\alpha_1 = \alpha_2 = 0$, then the coupling function $f(\phi) = 0$ and the model becomes described by the GR.

In relation to the coupling function $f(\phi)$ given by Eq.(28), we mention that a study in with the trace of energy momentum tensor couples to the inflaton field considering different functions $f(\phi)$ associated to scalar field ϕ , such as a simple expansion of the form $f(\phi) = a_0 + a_1 \phi + a_2 \phi^2 + a_3 \phi^3 + a_4 \phi^4 + \dots$ does not exist in the literature, in order to describe the early and present universe. In particular in the framework of the reconstruction of the inflation, the present work is the first step towards that direction using this coupling function and as mentioned above different particular cases for the function $f(\phi)$ have been studied in the literature which can be obtained from Eq.(28).

III. RECONSTRUCTION

In this section we will study the reconstruction of the effective potential as a function of the scalar field i.e., $V(\phi)$, assuming as attractor the scalar spectral index n_s in terms of the number of e -folds N . In this framework considering the scalar spectral index $n_s(N)$ as a function of N , we will first obtain the effective potential V as a function of the number of e -folds i.e., $V(N)$.

In this way, we need to express the relation between the number of e -folds and the scalar field as well the scalar spectral index in terms of the number N . Thus, using that $V' = \phi_N^{-1} V_N$, $F'_2 = \phi_N^{-1} F_{2N}$ and from Eq.(14), we find that the expression for $d\phi/dN = \phi_N$ can be written as

$$\phi_N = \frac{F_2(V'/V) + F'_2}{\kappa F_1 F_2}, \quad \text{and then} \quad \phi_N^2 = \frac{F_2(V_N/V) + F_{2N}}{\kappa F_1 F_2}. \quad (29)$$

Here we note that in the particular case in which the coupling function $f(\phi) \rightarrow 0$ or analogously $\alpha_1 = \alpha_2 = 0$, the square root of Eq.(29) with the positive sign of ϕ_N reduces to the standard relation given in framework of GR, in which $\phi_N = \sqrt{\frac{V_N}{\kappa V}}$ [27]. In the following, we will also assume that the subscription V_N corresponds to $\partial V / \partial N$, f_N to $\partial f / \partial N$, $\phi_{NN} = \partial^2 \phi / \partial N^2$, etc.

Also, we have that the expression for V'' , f' and f'' can be expressed as

$$V'' = \frac{V_{NN}}{\phi_N^2} - \frac{V_N \phi_{NN}}{\phi_N^3}, \quad f' = \frac{f_N}{\phi_N} \quad \text{and} \quad f'' = \frac{f_{NN}}{\phi_N^2} - \frac{f_N \phi_{NN}}{\phi_N^3}, \quad (30)$$

respectively.

Besides, we have the relations:

$$(F_2 V)' = \sqrt{\kappa F_1 F_2 V (F_{2N} V + F_2 V_N)}, \quad \text{and} \quad (F_1 V)' = \sqrt{\kappa F_1 F_2 V (F_{1N} V + F_1 V_N)}, \quad (31)$$

where we have used Eq.(29).

Analogously, we obtain for the second derivatives

$$(F_2 V)'' = \frac{1}{2(F_2 V)_N} [F_1 F_2 V (F_2 V)_N]_N, \quad \text{and} \quad (F_1 V)'' = \frac{1}{2(F_1 V)_N} [F_1 F_2 V (F_1 V)_N]_N. \quad (32)$$

Note that in the specific case in which the coupling function $f(\phi) = 0$ or $F_1 = F_2 = 1$, then the Eqs.(31) and (32) reduce to the standard form found for V' and V'' in the framework of GR [27].

From Eq.(15) we find that the slow roll parameter ϵ_V can be rewritten as

$$\epsilon_V = \frac{1}{2} \frac{(F_2 V)_N}{F_2 V} = \frac{1}{2} [\ln(F_2 V)]_N, \quad (33)$$

and the second slow roll parameter η_V results

$$\eta_V = \frac{1}{2} \left[\frac{(F_2 V)_N}{F_2 V} + \frac{(F_2 V)_{NN}}{(F_2 V)_N} \right] = \frac{1}{2} [\ln(F_2 V)]_N + \frac{1}{2} [\ln(F_2 V)_N]_N, \quad (34)$$

where we have considered Eqs.(30), (31) and (32), respectively.

In this form, combining Eqs.(21), (33) and (34), we get that the scalar spectral index can be rewritten as

$$n_s - 1 = \left(\ln \left[\frac{V_N F_2 + V F_{2N}}{V^2 F_2^2} \right] \right)_N = \left(\ln \left[\frac{V_N (1 + 4f) + 4V f_N}{V^2 (1 + 4f)^2} \right] \right)_N. \quad (35)$$

By using Eq.(35) we can obtain a first integral yields

$$\frac{1}{V^2 (1 + 4f)^2} \frac{d}{dN} [V(1 + 4f)] = \exp \left[\int (n_s - 1) dN \right]. \quad (36)$$

In this way, using the above equation we get an expression for $\tilde{V} = V(1 + 4f)$ in terms of the number of e -folds given by

$$\tilde{V}(N) = \left[- \int \left(\exp \left[\int (n_s - 1) dN \right] \right) dN \right]^{-1}. \quad (37)$$

From Eq.(29) we find that the relation between the scalar field and the number of e -folds can be obtained from the relation

$$\phi_N = \sqrt{\frac{(F_2 V)_N}{\kappa F_1 F_2 V}} = \sqrt{\frac{\tilde{V}_N}{\kappa F_1 \tilde{V}}}. \quad (38)$$

The equations expressed by Eqs.(37) and (38) together with the coupling function $f(\phi)$ given by Eq.(28) constitute the basic equations for reconstructing the scalar potential as a function of the inflaton field i.e., $V(\phi)$.

In the following, we will consider a particular example in order to rebuild this background variable from the parameterization of the scalar spectral index n_s in terms of the number of e -folds N i.e., $n_s = n_s(N)$, in which we will utilize a specific attractor $n_s(N)$.

IV. ATTRACTOR: AN EXAMPLE FOR THE SCALAR SPECTRAL INDEX $n_s(N)$

In order to apply the method of above, we shall assume the simplest ansatz for the observational parameter $n_s(N)$ to find the reconstruction of the effective potential as a function of the scalar field i.e., $V(\phi)$. In this context, we can consider the simplest attractor for the scalar spectral index $n_s(N)$ given by [27]

$$n_s(N) = 1 - \frac{2}{N}, \quad \text{with} \quad N \neq 0. \quad (39)$$

The attractor given by Eq.(39) corresponds to a parameterization of n_s in term of the number N for large N . Here large N signifies that the number of e -folds $N \sim \mathcal{O}(10) \sim \mathcal{O}(10^2)$, throughout the slow roll regime during the inflationary era [27]. In addition, we mention that the parameterization of the scalar spectral index as a function of the number of e -folds N given by Eq.(39) arises of the hyperbolic tangent model or T-model in the framework of the GR studied in Ref.[29].

By replacing Eq.(39) into Eq.(37) we obtain that

$$\tilde{V}(N) = \left[\frac{A}{N} + B \right]^{-1}, \quad (40)$$

where A and B correspond to two integration constants. The integration constant A is positive from the Eq.(29) in which we have chosen the positive sign, however the constant $B \stackrel{\leq}{\geq} 0$.

In the situation in which the integration constant $B > 0$ and defining the quantity $\mu^2 = B/A$, then from Eqs.(28) and (29) we find that the relation between the number N and the scalar field can be written as

$$N(\phi) = \frac{1}{\mu^2} \sinh^2 \left(\frac{\mu\sqrt{\kappa}}{2} F_3(\phi) + C_1 \right), \quad (41)$$

where the function $F_3(\phi)$ is defined as

$$F_3(\phi) = \frac{(1 + 2\alpha_1 + 2\alpha_2\phi^n)^{3/2} \phi}{(1 + 2\alpha_1)} {}_2F_1 \left[1, \frac{3}{2} + \frac{1}{n}, 1 + \frac{1}{n}, -\frac{2\alpha_2\phi^n}{(1 + 2\alpha_1)} \right], \quad (42)$$

and C_1 is a new integration constant. Also, the quantity ${}_2F_1$ corresponds to the hypergeometric function [62]. When the power $n = 0$ i.e., the function $f(\phi) = \text{cte.}$, then the hypergeometric function reduces to ${}_2F_1 \propto \text{cte}$, $F_3(\phi) \propto \phi$ and the number of e -folds $N \propto \sinh^2[\text{cte } \phi]$ as the standard case [27]. For $n = 1$ the term $\phi {}_2F_1 \propto \phi^{3/2}$, etc.

Note that from Eq.(38) we can obtain an expression for the scalar field in terms of the number of e -folds N given by [62]

$$\phi = \mathcal{F}^{-1}(N), \quad (43)$$

where the function $\mathcal{F}^{-1}(N)$ represents the inverse function of

$$\mathcal{F}(N) = \sqrt{\kappa(1 + 2\alpha_1)} g(N) {}_2F_1 \left[-\frac{1}{2}, \frac{1}{n}, 1 + \frac{1}{n}, -\frac{2\alpha_2}{(1 + 2\alpha_1)} g(N)^n \right], \quad (44)$$

in which the function $g(N)$ is defined as

$$g(N) = \left(\frac{2}{\mu} \right) \text{arcsinh}[\mu \sqrt{N}] + C, \quad (45)$$

where C corresponds to an integration constant.

Now replacing Eq.(28) together with the number of e -folds N given by Eq.(41) into Eq.(40), we obtain that the reconstruction from the parameterization given by Eq.(39) for the effective potential becomes

$$V(\phi) = \frac{1}{B[1 + 4(\alpha_1 + \alpha_2\phi^n)]} \tanh^2 \left(\frac{\mu\sqrt{\kappa}}{2} F_3(\phi) + C_1 \right). \quad (46)$$

As before for the special case in which $n = 0$, we have that the reconstruction of the effective potential $V(\phi) \propto \tanh^2[\text{cte } \phi]$ and this potential corresponds to the T-model inflation studied in [29]. For the situation with $n = 1$, the potential reduces to $V(\phi) \propto \tanh^2[\text{cte } \phi^{3/2}]/\phi$, etc.

In Fig.1 we show the evolution of the dimensionless effective potential $\tilde{V}(\phi) = BV(\phi)$ on the scalar field ϕ and as it increases in terms of the scalar field to later approach to a constant value for large- ϕ ($>10 M_{pl}$). In the plot we have used Eq.(46) where the constant $B > 0$, together with different values of the power n associated to the coupling function $f(\phi)$ given by Eq.(28). From the plot we note that if we increase the value of the power n to positive values, the reconstructed effective potential results to be smaller. Besides, from Fig.1 we note that for the specific case in which $n = 1$, the reconstructed potential $V(\phi)$ shows a maximum value around $\phi \simeq 5M_{pl}$ and then it decreases for large- ϕ . However, from Eq.(41) it is possible to find numerically that the value of the scalar field at $N = 60$

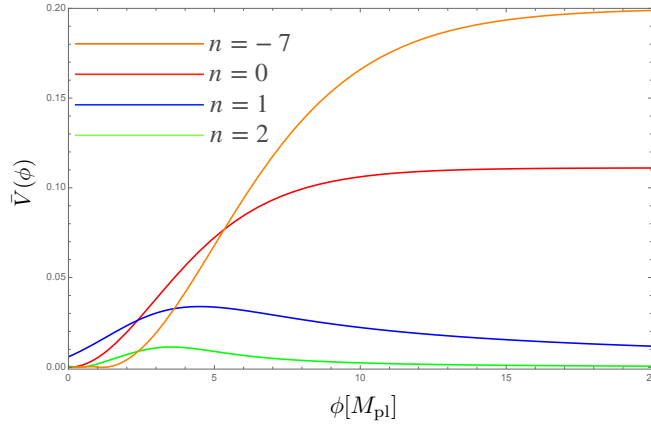


FIG. 1: The figure shows the evolution of the dimensionless effective potential $\tilde{V}(\phi) = BV(\phi)$ versus the scalar field ϕ from Eq.(46), for four values of the power n related to the coupling function $f(\phi)$. Here we have considered the values $\alpha_1 = 1$, $\alpha_2 = \kappa^{n/2}$, $\mu = 0.2$ and the integration constant $C_1 = 0$.

corresponds to $\phi(N = 60) \simeq 4.5M_{pl}$. Thus, this suggests that the scalar field begins to roll from the maximum value of the potential towards values of $\phi \sim 0$ in which $N_{end} \sim 0$, during the inflationary scenario.

In this context, in the cases in which the power $n > 0$, we have that the first function associated to the effective potential (46) given by $1/[1 + 4(\alpha_1 + \alpha_2\phi^n)]$ tends to zero for very large ϕ and then this function predominates over the second function $\tanh^2[\mu\sqrt{\kappa}F_3(\phi)/2]$ which becomes a constant for large- ϕ , with which the potential $V \rightarrow 0$ from a maximum value of V , see Fig.1 the cases $n = 1$ and $n = 2$. In this sense, from Eq.(38) we have assumed that ϕ_N is a positive quantity and in the same form $V_N > 0$, in order to reproduce the GR when $\alpha_1 = \alpha_2 = 0$ ($\tilde{V}_N > 0$), then from the definition $V' = \phi_N^{-1}V_N$ we have that V' is a positive quantity. Thus, in the framework of the reconstruction of the effective potential in terms of the scalar field only makes sense when $V' > 0$. In this form, we can restrict the evolution of the scalar field for the special cases in which the power n is positive. In this context, we can constrain the evolution of the scalar field during the inflationary scenario, such that the range for the field ϕ is given by $0 < \phi \lesssim \phi_{max}$, where the quantity ϕ_{max} corresponds to the maximum value of the scalar field associated to the maximum value of the potential $V(\phi)$. Here the maximum value of the scalar field can be obtained by the condition $V'(\phi = \phi_{max}) = 0$. Additionally, we know that the energy density of the universe associated to scalar field cannot increase over time, then the field cannot reach the maximum of the potential from the right (large- ϕ) in which $V' < 0$.

Also, we note that the relation between the redefined field $\tilde{\phi}$ and the number of e -folds N from Eqs.(19) and (41) is given $N(\tilde{\phi}) = \mu^{-2}\sinh^2(\mu\sqrt{\kappa}\tilde{\phi}/2 + C_1)$, since $\tilde{\phi} = F_3(\phi) + C_1$. In this way, replacing this number of e -folds into Eq.(40), we find that the scalar potential in terms of the redefined field is reduced to the potential obtained in the framework of the standard GR (T-model)[29] yields $\tilde{V}(\tilde{\phi}) = B^{-1}\tanh^2(\mu\sqrt{\kappa}\tilde{\phi}/2 + C_1)$, and this potential does not depend on the power n and then the potential $\tilde{V}(\tilde{\phi})$ does not present the behavior of the potential (46) for large- ϕ when the power $n > 0$.

For the case in which the integration constant $B < 0$, we have that the parameter μ is imaginary i.e., $\mu = i\sqrt{|B|/A}$ and then the reconstructed effective potential can be written as

$$V(\phi) = -\frac{1}{B[1 + 4(\alpha_1 + \alpha_2\phi^n)]}\tan^2\left(\sqrt{\frac{\kappa|B|}{4A}}F_3(\phi) + C_1\right). \quad (47)$$

In the situation in which the integration constant $B = 0$, we get that the reconstruction of the effective potential becomes

$$V(\phi) = \frac{\kappa}{4A[1 + 4(\alpha_1 + \alpha_2\phi^n)]}(F_3(\phi) + C_1)^2. \quad (48)$$

In particular for $n = 0$ the reconstructed potential given by Eq.(48) reduces to the quadratic chaotic potential in which $V(\phi) \propto \phi^2$.

On the other hand, in order to obtain a constraint on the integration constant A , we can consider the scalar power

spectrum given by Eq.(20) such that

$$A_s = \frac{3\kappa H^2}{24\pi^2 \epsilon_V} \Big|_{k=a_k H_k} = \frac{\kappa^2 N^2}{12\pi^2 A} \Big|_{k=a_k H_k} = \frac{\kappa^2 N_k^2}{12\pi^2 A}, \quad (49)$$

and then we find that the integration constant A becomes

$$A = \frac{\kappa^2 N_k^2}{12\pi^2 A_s}. \quad (50)$$

Additionally, in the specific case in which the integration constant $B > 0$, we can determine a constraint for B from the tensor to scalar ratio defined by $r = 16\epsilon_V$. In this context, we find that the tensor to scalar ratio r as a function of the number of e -folds when the universe scale crosses the Hubble horizon becomes

$$r(k)|_{k=a_k H_k} = r_k = 16\epsilon_V|_{k=a_k H_k} = \frac{8}{(N + \mu^2 N^2)} \Big|_{k=a_k H_k} = \frac{8}{(N_k + \mu^2 N_k^2)}, \quad (51)$$

where we have assumed that the tensor to scalar ratio $r(k)|_{k=a_k H_k} = r_k$ corresponds to the ratio when the universe scale crosses the Hubble horizon during the inflation and its upper bound is 0.039 at $k = 0.05 \text{ Mpc}^{-1}$ (96% confidence level). In this way, from Eq.(51) we can obtain that a lower bound for the integration constant B given by

$$B > \frac{A}{N_k} \left(\frac{8}{N_k r_k} - 1 \right), \quad (52)$$

where in order to satisfy the condition in which the constant $B > 0$, we impose the restriction $8 > N_k r_k$. In this sense, considering the particular case in which the number of e -folds during the crossing $N_k = 60$, and the cosmological parameters $A_s = 2.2 \times 10^{-9}$ and the tensor to scalar ratio $r_k = 0.039$, we find that the integration constants are given by

$$A \simeq 1.4 \times 10^{10} \kappa^2, \quad \text{and} \quad B > 5.6 \times 10^8 \kappa^2,$$

respectively. Here we have used Eqs.(50) and (52), respectively.

On the other hand, in order to calculate the value of the number of e -folds at the end of inflationary epoch N_{end} in our model, we can consider from Eq.(33) the parameter ϵ_V as a function of the number N , resulting in

$$\epsilon_V(N) = \frac{1}{2} [\ln(F_2 V)]_N = \frac{1}{2N(1 + \mu^2 N)}. \quad (53)$$

Now, by using the fact that inflation ends when $\epsilon_V(N = N_{\text{end}}) = 1$, we obtain that the solution for the number of e -folds at the end of inflation becomes

$$N_{\text{end}} = \frac{\sqrt{1 + 2\mu^2} - 1}{2\mu^2}. \quad (54)$$

Note that for $1 \gg \mu^2$ the number of e -folds at the end of inflation is $N_{\text{end}} \simeq 0$. In particular using the values of the integration constants $A = 1.4 \times 10^{10} M_{\text{pl}}^{-4}$ and the lower bound for $B = 5.6 \times 10^8 M_{\text{pl}}^{-4}$, we obtain that the dimensionless parameter $\mu^2 = B/A \simeq 0.04$ and then the number $N_{\text{end}} \simeq 0.5$.

In the following we will analyze the reheating of our model from the reconstructed effective potential assuming the attractor $n_s - 1 = -2/N$. Besides, during this scenario we shall determine the reheating temperature together with the number of e -folds during this regime.

V. REHEATING ERA

In section we will analyze the reheating scenario for our model by considering the reconstruction of the effective potential in terms of the scalar field obtained in the previous section. For simplicity in the following we will consider the effective potential given by Eq.(46) in which the integration constant B is positive.

In order to study the reheating epoch, we can consider that the ratio between the comoving Hubble scale crosses the horizon during the inflationary epoch is $k = a_k H_k$ and the scale k_0 which equals the present Hubble scale corresponds to $k_0 = a_0 H_0$ [63]

$$\frac{k}{k_0} = \frac{a_k H_k}{a_0 H_0} = \left(\frac{a_k}{a_{\text{end}}} \right) \left(\frac{a_{\text{end}}}{a_{\text{reh}}} \right) \left(\frac{a_{\text{reh}}}{a_{\text{eq}}} \right) \left(\frac{a_{\text{eq}} H_{\text{eq}}}{a_0 H_0} \right) \left(\frac{H_k}{H_{\text{eq}}} \right), \quad (55)$$

where the different quantities with the subscript “end” refer to the end of inflation, “reh” correspond to the reheating and “eq” denote the radiation-matter equality. As before, we recalled the quantities with subscript k are evaluated at horizon exit during the inflationary era.

By writing the number of e -folds N in terms of the scale factor a during the different epochs we get

$$e^{N_k} = \frac{a_{\text{end}}}{a_k}, \quad e^{N_{\text{reh}}} = \frac{a_{\text{reh}}}{a_{\text{end}}}, \quad \text{and} \quad e^{N_{RD}} = \frac{a_{\text{eq}}}{a_{\text{reh}}}, \quad (56)$$

where N_{reh} corresponds to the number of e -folds during reheating regime and N_{RD} is the number of e -folds during radiation dominance. Thus, from Eq.(55) we have

$$\ln \left(\frac{k}{a_0 H_0} \right) = -N_k - N_{\text{reh}} - N_{RD} + \ln \left(\frac{a_{\text{eq}} H_{\text{eq}}}{a_0 H_0} \right) + \ln \left(\frac{H_k}{H_{\text{eq}}} \right). \quad (57)$$

On the other hand, from Eq.(56) and considering that the energy density at the end of inflationary epoch ρ_{end} and the energy density at the end of the reheating regime ρ_{reh} are related from an Equation of State (EoS) parameter w_{reh} associated to the reheating regime, we find that the ratio $\rho_{\text{reh}}/\rho_{\text{end}}$ results

$$\frac{\rho_{\text{reh}}}{\rho_{\text{end}}} = e^{-3N_{\text{reh}}(1+w_{\text{reh}})}. \quad (58)$$

Here we have used that during the reheating regime the energy density decays in terms of the scale factor as $\rho \propto a^{-3(1+w_{\text{reh}})}$, where the EoS parameter $w_{\text{reh}} = \text{constant}$.

On the other hand, from Eq.(10) we find that the energy density at the end of inflationary epoch is given by

$$\rho_{\text{end}} = [1 + 4f(\phi_{\text{end}})]V_{\text{end}} \left(1 + \frac{\dot{\phi}_{\text{end}}^2}{2V_{\text{end}}} \frac{[1 + 2f(\phi_{\text{end}})]}{[1 + 4f(\phi_{\text{end}})]} \right) = [1 + 4f(\phi_{\text{end}})]V_{\text{end}}(1 + \lambda), \quad (59)$$

where the quantity λ is defined at the end of inflation as $\lambda = \frac{\dot{\phi}_{\text{end}}^2}{2V_{\text{end}}} \frac{[1 + 2f(\phi_{\text{end}})]}{[1 + 4f(\phi_{\text{end}})]}$.

By using the definition of the slow-roll parameter ϵ in terms of the Hubble parameter yields

$$\epsilon = -\frac{\dot{H}}{H^2} \simeq \frac{3\dot{\phi}^2(1 + 2f)/2V(1 + 4f)}{1 + \dot{\phi}^2(1 + 2f)/2V(1 + 4f)}. \quad (60)$$

In this way, we find that the quantity λ which is evaluated at the end of inflation can be rewritten as a function of the slow roll parameter at the end of inflation ϵ_{end} as

$$\lambda = \frac{\epsilon_{\text{end}}}{3 - \epsilon_{\text{end}}}, \quad (61)$$

and considering that inflation ends when the slow roll parameter $\epsilon_{\text{end}} = 1$ (or equivalently $\ddot{a} = 0$), then we have that $\lambda \simeq 1/2$ and from Eq.(59) we get $\rho_{\text{end}} \simeq (3/2)[1 + 4f(\phi_{\text{end}})]V_{\text{end}}$. Thus, using Eq.(46) we get that the effective potential at the end of inflation for the case in which the integration constant $B > 0$, resulting in

$$V(\phi = \phi_{\text{end}}) = V_{\text{end}} = \frac{1}{B[1 + 4(\alpha_1 + \alpha_2 \phi_{\text{end}}^n)]} \tanh^2 \left(\frac{\mu\sqrt{\kappa}}{2} F_3(\phi_{\text{end}}) + C_1 \right), \quad (62)$$

and then the energy density ρ_{end} is given by

$$\rho_{\text{end}} \simeq \frac{3}{2B} \tanh^2 \left(\frac{\mu\sqrt{\kappa}}{2} F_3(\phi_{\text{end}}) + C_1 \right). \quad (63)$$

On the other hand, following Ref.[64] we can consider the entropy conservation in which the reheating entropy is preserved in the CMB together with the neutrino background today in order to find a relation between the reheating temperature T_{reh} and the scale factor a_{reh} . In this context, we have [64]

$$g_{s,\text{reh}} a_{\text{reh}}^3 T_{\text{reh}}^3 = a_0^3 \left(2T_0^3 + \frac{21}{4} T_{\nu 0}^3 \right), \quad (64)$$

where $g_{s,\text{reh}}$ corresponds to the effective number of relativistic degrees of freedom for entropy at reheating, $T_{\nu 0}$ is the present neutrino temperature and the current CMB temperature $T_0 \simeq 2.7\text{K}$. Thus, considering that the relation

between the neutrino temperature $T_{\nu 0}$ and T_0 is given by $T_{\nu 0} = \left(\frac{4}{11}\right)^{1/3} T_0$ [64], we can relate the scale factors during the different epochs as

$$\frac{a_{\text{reh}}}{a_0} = \left(\frac{43}{11g_{s,\text{reh}}}\right)^{1/3} \frac{T_0}{T_{\text{reh}}}. \quad (65)$$

Additionally, we can consider that the energy density at the end of reheating is equivalent to the hot radiation with which

$$\rho_{\text{reh}} = \frac{\pi^2}{30} g_{\star,\text{reh}} T_{\text{reh}}^4, \quad (66)$$

where $g_{\star,\text{reh}}$ denotes the effective number of relativistic degrees of freedom at the end of reheating. By combining the above equations, we find that T_{reh} can be written as

$$T_{\text{reh}} = \exp\left[-\frac{3}{4}(1 + \omega_{\text{reh}})N_{\text{reh}}\right] \left(\frac{9}{20B\pi^2}\right)^{1/4} \tanh^{1/2}\left(\frac{\mu\sqrt{\kappa}}{2}F_3(\phi_{\text{end}}) + C_1\right), \quad (67)$$

where the number of e -folds during the reheating regime becomes

$$N_{\text{reh}} = \frac{4}{1 - 3\omega_{\text{reh}}}\left[-N_k - \ln\left(\frac{k}{a_0 T_0}\right) - \frac{1}{3}\ln\left(\frac{11g_{s,\text{reh}}}{43}\right) - \frac{1}{4}\ln\left(\frac{30\kappa^2\rho_{\text{end}}}{g_{\text{reh}}\pi^2}\right) + \frac{1}{2}\ln\left(\frac{\pi^2 r A_s}{2}\right)\right]. \quad (68)$$

Here we have considered that the Hubble parameter H_k can be written in terms of scalar-tensor ratio r and the scalar power spectrum A_s through $H_k = \sqrt{\frac{\pi^2}{2\kappa}rA_s}$.

Also, we can rewrite the reheating temperature and the number of e -folds during the reheating stage in terms of the scalar spectral index n_s as

$$T_{\text{reh}}(n_s) = \left[\frac{9\left(\sqrt{1 + 2\mu^2} - 1\right)}{20\pi^2 A \mu^2 [1 + 4(\alpha_1 + \alpha_2\phi_{\text{end}}^n(n_s))]\left(1 + \sqrt{1 + 2\mu^2}\right)}\right]^{1/4} \exp\left[-\frac{3}{4}(1 + \omega_{\text{reh}})N_{\text{reh}}(n_s)\right], \quad (69)$$

and

$$N_{\text{reh}}(n_s) = \frac{4}{1 - 3\omega_{\text{reh}}}\left[2(n_s - 1)^{-1} - \ln\left(\frac{k}{a_0 T_0}\right) - \frac{1}{3}\ln\left(\frac{11g_{s,\text{reh}}}{43}\right) - \frac{1}{4}\ln\left(\frac{30\kappa^2\rho_{\text{end}}(n_s)}{g_{\text{reh}}\pi^2}\right) + \frac{1}{2}\ln\left(\frac{\pi^2 r(n_s)A_s(n_s)}{2}\right)\right], \quad (70)$$

respectively.

Here the energy density at the end of inflation as a function of n_s yields

$$\rho_{\text{end}}(n_s) = \frac{3\left(\sqrt{1 + 2\mu^2} - 1\right)}{2A\mu^2[1 + 4(\alpha_1 + \alpha_2\phi_{\text{end}}^n(n_s))]\left(1 + \sqrt{1 + 2\mu^2}\right)}, \quad (71)$$

and the tensor to scalar ratio and the scalar power spectrum as a function of the scalar spectral index become

$$r(n_s) = \frac{4(1 - n_s)^2}{(1 - n_s + 2\mu^2)}, \quad \text{and} \quad A_s(n_s) = \frac{\kappa^2}{3\pi^2 A(1 - n_s)^2}. \quad (72)$$

Additionally, we have that the scalar field $\phi_{\text{end}} = \phi_{\text{end}}(n_s)$ as a function of the scalar spectral index n_s , is given by Eq.(43) in which $\phi_{\text{end}}(n_s) = \mathcal{F}^{-1}(2/(1 - n_s))$.

By considering that the energy density at the end of reheating stage should be smaller than the energy density associated to the end of the inflationary epoch, we can consider an upper limit on the reheating temperature or called critical reheating temperature T_{reh}^c such that

$$T_{\text{reh}}^c \simeq 2.4 \times 10^{18} \left(\frac{135A_s}{2g_{\text{reh}}\mu^4}\right)^{1/4} \left[(1 - n_s)(\sqrt{1 + 2\mu^2} - 1)\right]^{1/2} \text{ GeV} = 2.9 \times 10^{18} \left[\frac{\kappa^2(\sqrt{1 + 2\mu^2} - 1)^2}{A g_{\text{reh}}\mu^4}\right]^{1/4} \text{ GeV}, \quad (73)$$

where we have considered Eq.(54) and the relation $\frac{\pi^2}{30}g_{\text{reh}}T_{\text{reh}}^4 \lesssim \frac{3}{A}N_{\text{end}}^2$.

In Fig.2 we show the results above to determine the number of e -folds and the temperature during the reheating scenario i.e., N_{reh} and T_{reh} as functions of the scalar spectral index n_s . Here we have considered different values for the power n associated to the coupling function $f(\phi)$ defined by Eq.(28). In this plot we have fixed the dimensionless constant $\alpha_1 = 1$ and the constant α_2 of dimension of (mass) $^{-n}$ to $\alpha_2 = 1 \times M_{\text{pl}}^{-n}$ (if $n = 0$ then $\alpha_2 = 1$, $n = 1$ corresponds to $\alpha_2 = 1/M_{\text{pl}}$, etc.). In particular in these panels we analyze from left to right the coupling function for the powers $n = -7$, $n = 0$, $n = 1$ and $n = 7$, respectively. Additionally, different EoS parameters w_{reh} associated to the reheating era are assumed in each situation. Further, the scenario of instantaneous reheating is defined when the number of e -folds N_{reh} tends to zero (at the end of inflationary epoch) and it corresponds to the specific point where all the lines converge as we see in the plots. Also, during the instantaneous reheating the model archives the maximum temperature and it occurs at the end of reheating in which $N_{\text{reh}} \sim 0$. Also, we can note that during the instantaneous reheating the EoS parameter w_{reh} is irrelevant, since all curves associated to the EoS parameters converge to the same point.

Besides, from Fig.2 we show that in the specific case in which the constants α_1 and α_2 are similar and close to unity, the model has a very good compatibility with Planck's 1σ bounds on the scalar spectral index n_s , for the different values of the EoS parameters w_{reh} , excepting the EoS parameter $w_{\text{reh}} = -1/3$ (red line) when the temperature $T_{\text{reh}} < 10^{13}\text{GeV}$. Even more, for values of the EoS parameter $w_{\text{reh}} \geq 0$, we can observe that this compatibility with the Planck-data becomes independent of the power n (from $n = -7$ to $n = 7$) associated to the coupling function $f(\phi)$. Also, we have that any temperature between the BBN limit and the instantaneous reheating value is permitted inside the Planck's 1σ limit regardless of the values of EoS parameter w_{reh} and the power n excepting the specific value $w_{\text{reh}} = -1/3$. In this respect, from the Planck data (1σ bound on n_s) we can observe that the model for the cases in which the EoS parameter $w_{\text{reh}} \geq 0$ predicts higher values related to the reheating temperatures, in particular for $w_{\text{reh}} = 0$ with $T_{\text{reh}} \gtrsim 5 \times 10^7\text{GeV}$. In relation to the number of e -folds during the reheating epoch, we note that in this situation the model predicts a small $N_{\text{reh}} \lesssim 30$ for different reheating temperatures.

The curves of the Figs.3, 4 and 5 show a similar behavior to the curves of Fig.2. Here we have considered different values of the parameters α_1 and α_2 related to the coupling function $f(\phi)$. From these figures we can note that the results obtained for the duration of the reheating scenario characterized by number N_{reh} and the reheating temperature in terms of the scalar spectral index do not depend of the values of α_1 and α_2 when these parameters are the order of the unity or much smaller that unity. In this sense, from Planck data at 1σ bound on the scalar spectral index, we find that for values of the EoS parameter $w_{\text{reh}} \geq 0$ the model presents higher values of temperature T_{reh} and the length of reheating scenario becomes small.

In Fig.6 we show the length of reheating characterized by the number N_{reh} and the temperature T_{reh} as a function of the scalar spectral index, when the parameters α_1 and $\alpha_2\kappa^{-n/2}$ are much large that the unity i.e., $(\alpha_1, \alpha_2\kappa^{-n/2}) \gg 1$. Here we can observe that for the specific values of the EoS parameters $w_{\text{reh}} = 2/3$ and $w_{\text{reh}} = 1$ ($w_{\text{reh}} > 0$), the observable n_s in both cases is totally excluded by the Planck data at 1σ bound on n_s . Besides, we note that within the region of Planck data, the EoS parameters $w_{\text{reh}} = -1/3$ and $w_{\text{reh}} = 0$ predict high temperatures during the reheating epoch. Also, we observe that the length of reheating for the specific case in which the EoS parameter $w_{\text{reh}} = 0$ becomes large in relation to the case when $w_{\text{reh}} = -1/3$. In relation to the power n associated to the coupling function $f(\phi)$, we note that all curves in the different panels are similar (from $n = -7$ to $n = 7$) with which for values of $(\alpha_1, \alpha_2\kappa^{-n/2}) \gg 1$, the model becomes independent of power n in analogously as it occurs in the another figures. These results suggest that for large values of the parameters α_1 and α_2 ($\alpha_1 \gg 1$ and $\alpha_2\kappa^{-n/2} \gg 1$) and then large values for the coupling function $f(\phi) = \alpha_1 + \alpha_2\phi^n \gg 1$ (large- $f(\phi)$), the model does not work for all EoS parameter w_{reh} at 1σ bound on n_s . Thus, for large- $f(\phi)$, we find that for positive values of EoS parameter w_{reh} , the model is excluded from the observational data imposed by Planck satellite (1σ bound on n_s).

VI. CONCLUDING REMARKS

In this paper we have analyzed the reconstruction in the framework of the modified gravity from an interaction between the scalar field through a coupling function $f(\phi)$ and the trace of the energy-momentum tensor T , considering as cosmological parameter the scalar spectral index $n_s = n_s(N)$, where N corresponds to the number of e -folds. By assuming the slow roll approximation, we have found a general formalism of reconstruction for the background variables in the framework of $f(\phi)T$ inflation. In the context of this general analysis, we have obtained from the attractor $n_s(N)$ an integral relation for the effective potential in terms of the number of e -folds N and also we have found a relation between the scalar field and the e -folds N , in order to rebuild the effective potential as a function of the scalar field.

To reconstruct the effective potential $V(\phi)$, we have assumed a specific form for the coupling function $f(\phi)$ (power-law) together with the simplest example for the scalar spectral index in terms of the number N given by $n_s(N) = 1 - 2/N$ (standard attractor) for large N . From this attractor, we have assumed our general formalism to get the

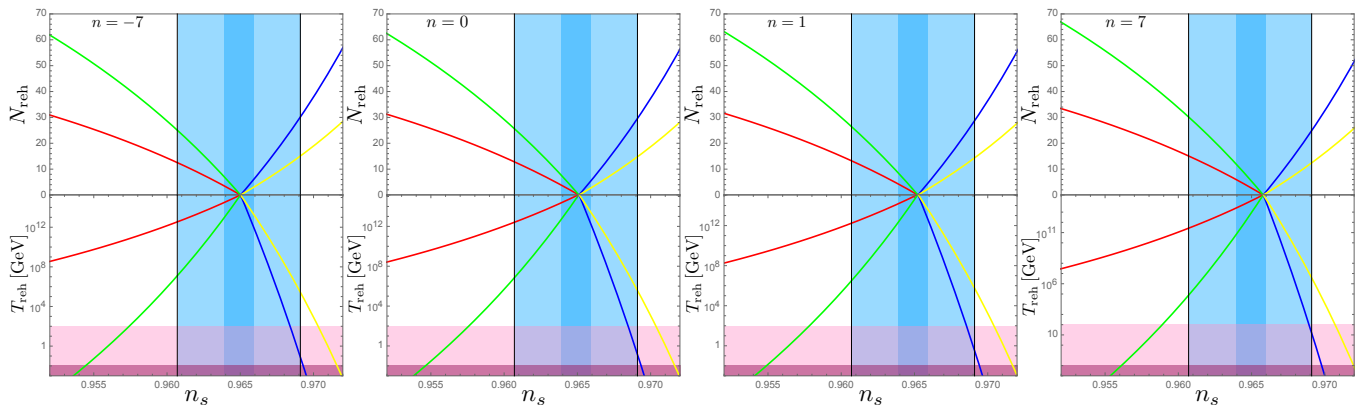


FIG. 2: The plots show the number of e -folds (upper panels) during the reheating and the reheating temperature (lower panels) versus the scalar spectral index n_s for different power of n associated to the coupling function $f(\phi)$. Here we have fixed that the constants α_1 and α_2 are given by $\alpha_1 = 1$ and $\alpha_2 = 1 \times M_{\text{pl}}^{-n}$, respectively. In each panel, we have considered various values for the effective EoS parameters w_{reh} . From the left to right we have considered that; the EoS parameter $w_{\text{reh}} = -1/3$ corresponds to red line, $w_{\text{reh}} = 0$ to green line, $w_{\text{reh}} = 2/3$ to blue line and $w_{\text{reh}} = 1$ to yellow line, respectively.

The light blue shaded region corresponds to the maximum and minimum values of the scalar spectral index $n_s = 0.9649 \pm 0.0042$ from data Planck (1σ bounds on n_s). The blue shaded indicates a projected sensitivity in the experiment of $\pm 10^{-3}$ (see e.g. [65]) from the central value $n_s = 0.9649$. Additionally, the pink shaded region is below the electroweak scale in which the temperature becomes $T_{\text{EW}} \sim 100\text{GeV}$ and the purple shaded region with temperatures below 10 MeV, and this region is discarded by BBN.

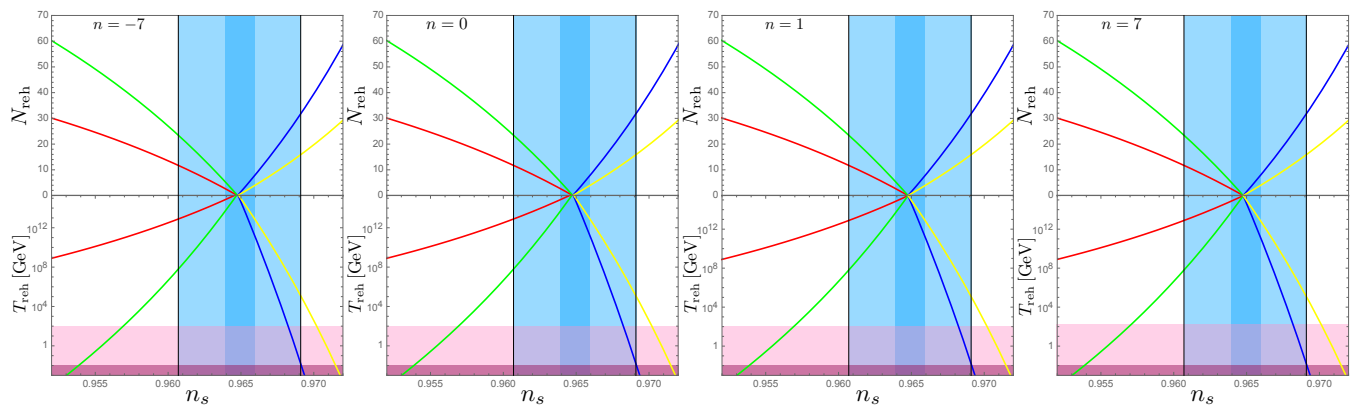


FIG. 3: The plots show the number N_{reh} and the temperature T_{reh} versus the scalar spectral index n_s , for the case in which both parameters α_1 and $\alpha_2 \kappa^{-n/2}$ are much smaller than unity, i.e., $(\alpha_1, \alpha_2 \kappa^{-n/2}) \ll 1$. In all plots the curves and shaded regions are as the Fig.(2). In particular here we have used for α_1 and α_2 the values $\alpha_1 = 10^{-15}$ and $\alpha_2 = 1 \times 10^{-15} M_{\text{pl}}^{-n}$, respectively.

effective potential as a function of the number N . From the methodology used for the reconstruction of the scalar potential, we have found that the expression for the effective potential $V(\phi)$ depends of the sign of the integration constant ($B_{\text{V}} \gtrless 0$) obtained during the first scenario, in which it is necessary to determine the potential as a function of the number of e -folds N , i.e., $V(N)$. Also, we have obtained that the reconstruction of the effective potential $V(\phi)$ depends on the coupling function $f(\phi)$ associated to the interaction between this function and the trace of energy momentum tensor T from the term $f(\phi)T$ in the action given by Eq.(1). In particular for the specific case in which the parameters $\alpha_1 = \alpha_2 = 0$ (or $f(\phi) = 0$) the reconstructed effective potential is reduced to the found in the framework of the GR. In Fig. 1 we show the evolution of the reconstructed dimensionless effective potential $\bar{V}(\phi) = B V(\phi)$ as a function of the scalar field from Eq.(46), in the specific case in which the integration constant B is positive. In this plot, we have considered different values of the power n related to the coupling function $f(\phi)$.

In relation to study of the reheating epoch for our model in the framework of $f(\phi)T$ inflation, we have found that it is possible parameterize this era in terms of the reheating parameters such as; number of e -folds and the temperature during the reheating together with the EoS parameter w_{reh} . In this context, we have been able to determine the

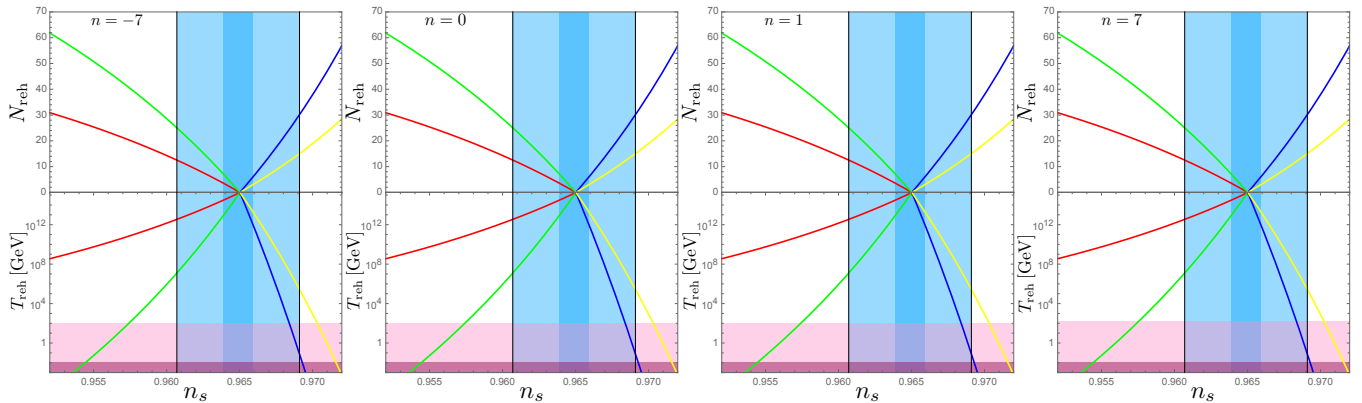


FIG. 4: The plots show the length of reheating era from N_{reh} and the reheating temperature T_{reh} versus the scalar spectral index n_s for the model, in the situation in which the parameter $\alpha_1 \sim \mathcal{O}(1)$ and $\alpha_2 \kappa^{-n/2} \ll 1$. As before in all plots the curves and shaded regions are as the Fig.(2). Here we have used for α_1 and α_2 the values $\alpha_1 = 1$ and $\alpha_2 = 1 \times 10^{-15} M_{\text{pl}}^{-n}$, respectively.

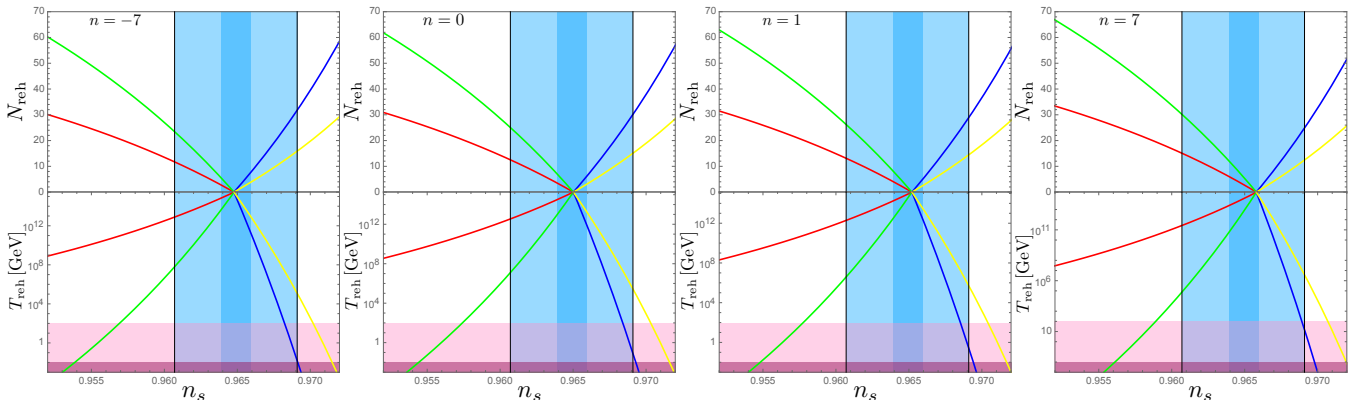


FIG. 5: The plots show the extension of reheating era from N_{reh} and the reheating temperature T_{reh} versus n_s for the model, in the case in which the parameter $\alpha_1 \ll 1$ and $\alpha_2 \kappa^{-n/2} \sim \mathcal{O}(1)$. As before in all plots the curves and shaded regions are as the Fig.(2). Here we have considered for α_1 and α_2 the values $\alpha_1 = 1 \times 10^{-15}$ and $\alpha_2 = 1 \times M_{\text{pl}}^{-n}$, respectively.

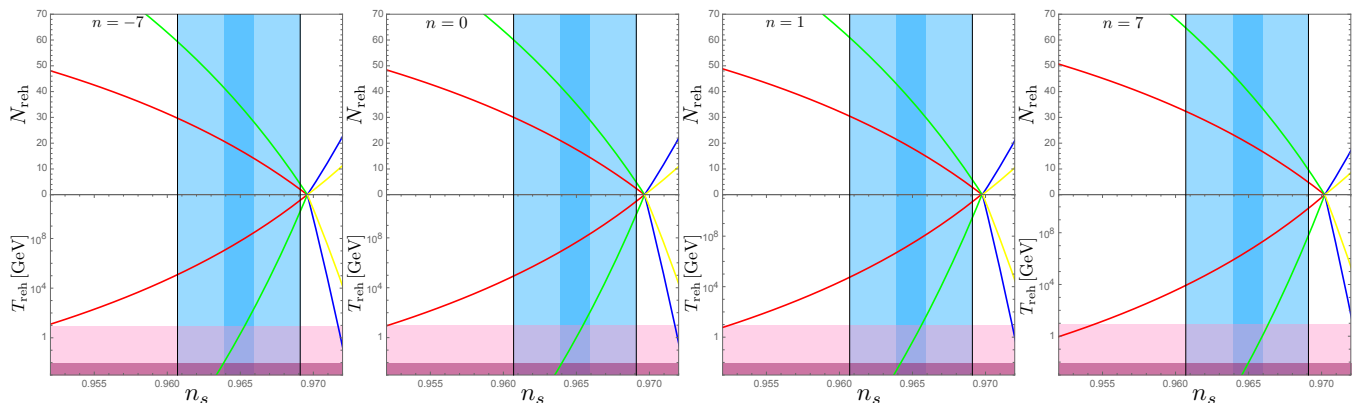


FIG. 6: As before the plots show the number N_{reh} and the temperature T_{reh} versus the scalar spectral index n_s , for the case in which both parameters α_1 and $\alpha_2 \kappa^{-n/2}$ are much large than unity, i.e., $(\alpha_1, \alpha_2 \kappa^{-n/2}) \gg 1$. As always in all plots the curves and shaded regions are as the Fig.(2). Here we have used for α_1 and α_2 the values $\alpha_1 = 10^{15}$ and $\alpha_2 = 1 \times 10^{15} M_{\text{pl}}^{-n}$, respectively.

reheating parameters; temperature and the number of e -folds during the reheating era as a function of parameters present in the model, the EoS parameter w_{reh} and the observational parameters such as; the scalar power spectrum, scalar index and the tensor to scalar ratio, see Eqs.(69) and (70). It is important to notice that from Figs.2, 3, 4 and 5 in the which we have considered the specific cases in which the parameters α_1 and α_2 are; $(\alpha_1, \alpha_2 \kappa^{-n/2}) \ll 1$ or $(\alpha_1, \alpha_2 \kappa^{-n/2}) \sim \mathcal{O}(1)$, the temperature and the number of e -folds during the reheating era do not depend of the power n related to the coupling function $f(\phi)$, since these figures show similar results. Here we have used different values from $n = -7$ to $n = 7$. Thus, we have observed that any temperature between the BBN limit and the instantaneous reheating value is permitted inside the Planck's 1σ limit regardless of the values of EoS parameter w_{reh} and the power n , excepting the negative value $w_{\text{reh}} = -1/3$. From the Planck data (1σ bound on n_s) we have found that the model for the cases in which the EoS parameter $w_{\text{reh}} \geq 0$ predicts higher values associated to the reheating temperatures, in particular for $w_{\text{reh}} = 0$ we have $T_{\text{reh}} \gtrsim 5 \times 10^7 \text{GeV}$. Besides, we have obtained that the duration of the reheating stage characterized by the number of e -folds during this epoch becomes small in which the number of e -folds $N_{\text{reh}} \lesssim 30$ for the different reheating temperatures from the constraints imposed by Planck data (1σ bound on n_s).

On the other hand, in the specific case in which the parameters α_1 and α_2 related to the coupling function $f(\phi)$ are $\alpha_1 \gg 1$ and $\alpha_2 \kappa^{-n/2} \gg 1$ i.e., large- $f(\phi)$ (see Fig.6), we have found that for positive values of the EoS parameter related to reheating i.e., $w_{\text{reh}} > 0$, the curves associated to the temperatures and numbers of e -folds during the reheating stage are excluded by Planck data at 1σ bound on the index n_s . From Fig.6 we have noted that results for the quantities T_{reh} and N_{reh} suggest that for large values of the parameters α_1 and α_2 and then large values for the coupling function $f(\phi) = \alpha_1 + \alpha_2 \phi^n \gg 1$, the model does not work for all EoS parameter w_{reh} at 1σ bound on n_s . Thus, for large- $f(\phi)$, we have found that for positive values of EoS parameter w_{reh} , the model is excluded from the observational data imposed by Planck satellite (1σ bound on n_s).

Finally in this article, we have not addressed the reheating analysis (numerical) considering an EoS parameter that depends on time i.e., $w_{\text{reh}}(t)$, in order to determine the temperature and duration of the reheating era. In this context, we hope to return to this point in the near future.

VII. ACKNOWLEDGMENTS

C. R. thanks to the Vicerrectoría de Investigación y Estudios Avanzados, Pontificia Universidad Católica de Valparaíso, for Postgraduate Scholarship PUCV 2019.

-
- [1] A. A. Starobinsky, Phys. Lett. B **91**, 99 (1980); A. Guth, Phys. Rev. D **23**, 347 (1981).
 - [2] A. D. Linde, Phys. Lett. **108B**, 389 (1982); A. D. Linde, Phys. Lett. **129B**, 177 (1983).
 - [3] K. Sato, Mon. Not. R. Astron. Soc. **195**, 467 (1981).
 - [4] V. F. Mukhanov and G. V. Chibisov, JETP Lett. **33**, 532 (1981); S. W. Hawking, Phys. Lett. **115** B, 295 (1982).
 - [5] A. Guth and S.-Y. Pi, Phys. Rev. Lett. **49**, 1110 (1982); A. A. Starobinsky, Phys. Lett. **117B**, 175 (1982).
 - [6] D. Larson et al., Astrophys. J. Suppl. Ser. **192**, 16 (2011); C.L. Bennett et al., Astrophys. J. Suppl. Ser. **192**, 17 (2011); N. Jarosik et al., Astrophys. J. Suppl. Ser. **192**, 14 (2011); G. Hinshaw et al. (WMAP Collaboration), Astrophys. J. Suppl. Ser. **208**, 19 (2013).
 - [7] P. A. R. Ade et al. (Planck Collaboration), Astron. Astrophys. **571**, A16 (2014); P.A.R. Ade et al. (Planck Collaboration), Astron. Astrophys. **571**, A22 (2014); P. A. R. Ade et al. (Planck Collaboration), Astron. Astrophys. **594**, A20 (2016); E. Di Valentino et al. (CORE Collaboration), J. Cosmol. Astropart. Phys. **04**, 017 (2018); F. Finelli et al. (CORE Collaboration), J. Cosmol. Astropart. Phys. **04**, 016 (2018).
 - [8] H. A. Buchdahl, Mon. Not. Roy. Astron. Soc. **150**, 1 (1970).
 - [9] T. Clifton, P. G. Ferreira, A. Padilla and C. Skordis, Phys. Rept. **513**, 1-189 (2012) doi:10.1016/j.physrep.2012.01.001 [arXiv:1106.2476 [astro-ph.CO]]; S. Nojiri and S. D. Odintsov, Phys. Rept. **505**, 59-144 (2011) doi:10.1016/j.physrep.2011.04.001 [arXiv:1011.0544 [gr-qc]].
 - [10] T. P. Sotiriou and V. Faraoni, Rev. Mod. Phys. **82**, 451-497 (2010) doi:10.1103/RevModPhys82.451 [arXiv:0805.1726 [gr-qc]]; S. Capozziello and M. De Laurentis, Phys. Rept. **509**, 167-321 (2011) doi:10.1016/j.physrep.2011.09.003 [arXiv:1108.6266 [gr-qc]]; S. D. Odintsov, V. K. Oikonomou, I. Giannakoudi, F. P. Fronimos and E. C. Lympieriadou, Symmetry **15**, 9 (2023) doi:10.3390/sym15091701 [arXiv:2307.16308 [gr-qc]].
 - [11] O. Bertolami, C. G. Boehmer, T. Harko and F. S. N. Lobo, Phys. Rev. D **75**, 104016 (2007).

- [12] S. Nojiri and S. D. Odintsov, *Phys. Lett. B* **599**, 137 (2004); G. Allemandi, A. Borowiec, M. Francaviglia, and S. D. Odintsov, *Phys. Rev. D* **72**, 063505 (2005); J. Wang and K. Liao, *Class. Quant. Grav.* **29**, 215016 (2012); T. Harko, F. S. N. Lobo and O. Minazzoli, *Phys. Rev. D* **87**, no.4, 047501 (2013).
- [13] T. Harko, *Phys. Rev. D* **81**, 044021 (2010); T. Harko and F. S. N. Lobo, *Eur. Phys. J. C* **70**, 373-379 (2010).
- [14] T. Harko, *Phys. Lett. B* **669**, 376 (2008); T. Harko, T. S. Koivisto and F. S. N. Lobo, *Mod. Phys. Lett. A* **26**, 1467-1480 (2011).
- [15] T. Harko, F. S. N. Lobo, S. Nojiri and S. D. Odintsov, *Phys. Rev. D* **84**, 024020 (2011).
- [16] M. J. S. Houndjo, *Int. J. Mod. Phys. D* **21**, 1250003 (2012); M. Jamil, D. Momeni, M. Raza and R. Myrzakulov, *Eur. Phys. J. C* **72**, 1999 (2012); M. Sharif and M. Zubair, *JCAP* **03**, 028 (2012) [erratum: *JCAP* **05**, E01 (2012)]; F. G. Alvarenga, A. de la Cruz-Dombriz, M. J. S. Houndjo, M. E. Rodrigues and D. Sáez-Gómez, *Phys. Rev. D* **87**, no.10, 103526 (2013) [erratum: *Phys. Rev. D* **87**, no.12, 129905 (2013)]; H. Shabani and M. Farhoudi, *Phys. Rev. D* **90**, no.4, 044031 (2014); Z. Yousaf, K. Bamba and M. Z. u. H. Bhatti, *Phys. Rev. D* **93**, no.12, 124048 (2016).
- [17] M. Roshan and F. Shojai, *Phys. Rev. D* **94**, no.4, 044002 (2016).
- [18] X. Zhang, C. Y. Chen and Y. Reyimuaji, *Phys. Rev. D* **105**, no.4, 043514 (2022).
- [19] Ashmita, P. Sarkar and P. K. Das, [arXiv:2210.07788 [gr-qc]].
- [20] Y. Xu, G. Li, T. Harko and S. D. Liang, *Eur. Phys. J. C* **79**, no.8, 708 (2019).
- [21] Y. Xu, T. Harko, S. Shahidi and S. D. Liang, *Eur. Phys. J. C* **80**, no.5, 449 (2020); S. Arora, J. R. L. Santos and P. K. Sahoo, *Phys. Dark Univ.* **31**, 100790 (2021).
- [22] D. Iosifidis, N. Myrzakulov and R. Myrzakulov, *Universe* **7**, no.8, 262 (2021).
- [23] T. Harko, N. Myrzakulov, R. Myrzakulov and S. Shahidi, *Phys. Dark Univ.* **34**, 100886 (2021).
- [24] F. Lucchin and S. Matarrese, *Phys. Rev. D* **32**, 1316 (1985); ; H.M. Hodges, G.R. Blumenthal, *Phys. Rev. D* **42**, 3329 (1990); R. Easther, *Classical Quantum Gravity* **13**, 1775 (1996); J. Martin and D. Schwarz, *Phys. Lett. B* **500**, 1 (2001).
- [25] X. z. Li and X. h. Zhai, *Phys. Rev. D* **67**, 067501 (2003); R. Herrera and R. G. Perez, *Phys. Rev. D* **93**, 063516 (2016).
- [26] V. Mukhanov, *Eur. Phys. J. C* **73**, 2486 (2013).
- [27] T. Chiba, *PTEP* **2015**, no.7, 073E02 (2015).
- [28] P. A. R. Ade *et al.* [BICEP and Keck], *Phys. Rev. Lett.* **127**, no.15, 151301 (2021).
- [29] R. Kallosh and A. Linde, *J. Cosmol. Astropart. Phys.* **07**, 002 (2013).
- [30] R. Kallosh and A. Linde, *J. Cosmol. Astropart. Phys.* **10**, 033 (2013).
- [31] R. Herrera, *Eur. Phys. J. C* **78**, no.3, 245 (2018).
- [32] R. Herrera, *Phys. Rev. D* **98**, no.2, 023542 (2018).
- [33] M. Gonzalez-Espinoza, R. Herrera, G. Otalora and J. Saavedra, *Eur. Phys. J. C* **81**, no.8, 731 (2021).
- [34] V. Mukhanov, *Eur. Phys. J. C* **73**, 2486 (2013).
- [35] Q.G. Huang, *Phys. Rev. D* **76**, 061303 (2007); J. Lin, Q. Gao, Y. Gong, *Mon. Not. R. Astron. Soc.* **459**(4), 4029 (2016).
- [36] Q. Gao, *Sci. China Phys. Mech. Astron.* **60**(9), 090411 (2017); D. Roest, *JCAP* **1401**, 007 (2014).
- [37] J. Garcia-Bellido, D. Roest, *Phys. Rev. D* **89**(10), 103527 (2014); P. Creminelli, S. Dubovsky, D. Lopez Nacir, M. Simonovic, G. Trevisan, G. Villadoro, M. Zaldarriaga, *Phys. Rev. D* **92**(12), 123528 (2015).
- [38] S. D. Odintsov and V. K. Oikonomou, *Annals Phys.* **388** (2018), 267-275 doi:10.1016/j.aop.2017.11.026 [arXiv:1710.01226 [gr-qc]].
- [39] S. D. Odintsov and V. K. Oikonomou, *Nucl. Phys. B* **929** (2018), 79-112 doi:10.1016/j.nuclphysb.2018.01.027 [arXiv:1801.10529 [gr-qc]]; S. D. Odintsov and V. K. Oikonomou, *Phys. Rev. D* **98** (2018) no.4, 044039 doi:10.1103/PhysRevD.98.044039 [arXiv:1808.05045 [gr-qc]].
- [40] E. Kolb and M. Turner, *The Early Universe*, AddisonWesley, Menlo Park, CA, 1990; A. Linde, *Particle Physics and Inflationary Cosmology* (Harwood, Chur, 1990).
- [41] L. Abbott, E. Farhi, and M. B. Wise, *Particle Production in the New Inflationary Cosmology*, *Phys.Lett. B* **117**, 29 (1982); A. Dolgov and A. D. Linde, *Baryon Asymmetry in Inflationary Universe*, *Phys.Lett. B* **116**,329 (1982).
- [42] J. H. Traschen and R. H. Brandenberger, *Particle Production During Out-of-equilibrium Phase Transitions*, *Phys.Rev. D* **42**, 2491 (1990); L. Kofman, A. D. Linde, and A. A. Starobinsky, *Reheating after inflation*, *Phys.Rev.Lett.* **73**, 3195 (1994).
- [43] B. R. Greene, T. Prokopec, and T. G. Roos, *Inflaton decay and heavy particle production with negative coupling*, *Phys.Rev. D* **56**, 6484 (1997); G. N. Felder, L. Kofman, and A. D. Linde, *Tachyonic instability and dynamics of spontaneous symmetry breaking*, *Phys.Rev. D* **64**, 123517 (2001).
- [44] A. D. Dolgov and D. P. Kirilova, *Sov. J. Nucl. Phys.* **51**, 172 (1990); J. Traschen and R. Brandenberger, *Phys. Rev. D* **42**, 2491 (1990); G. Felder, L. A. Kofman, and A. D. Linde, *Phys. Rev. D* **59**, 123523 (1999); E. I. Guendelman, R. Herrera and P. Labrana, *Phys. Rev. D* **103**, 123515 (2021).
- [45] D. Lyth and D. Wands, *Phys. Lett. B* **524**, 5 (2002); B. Feng and M. Li, *Phys. Lett. B* **564**, 169 (2003).
- [46] C. Campuzano, S. del Campo and R. Herrera, *Phys. Lett. B* **633**, 149-154 (2006); S. del Campo, R. Herrera, J. Saavedra, C. Campuzano and E. Rojas, *Phys. Rev. D* **80**, 123531 (2009); C. Campuzano, S. del Campo, R. Herrera and R. Herrera, *Phys. Rev. D* **72**, 083515 (2005) [erratum: *Phys. Rev. D* **72**, 109902 (2005)]; S. del Campo and R. Herrera, *Phys. Rev. D* **76**, 103503 (2007); E. I. Guendelman and R. Herrera, *Gen. Rel. Grav.* **48**, no.1, 3 (2016); R. Herrera, J. Saavedra and C. Campuzano, *Gen. Rel. Grav.* **48**, no.10, 137 (2016).
- [47] M. Kawasaki, K. Kohri, N. Sugiyama, *MeV scale reheating temperature and thermalization of neutrino background*. *Phys. Rev. D* **62**, 023506 (2000); G. Steigman, *Primordial nucleosynthesis in the precision cosmology era*, *Ann. Rev. Nucl. Part. Sci.* **57**, 463 (2007).
- [48] D. I. Podolsky, G. N. Felder, L. Kofman and M. Peloso, *Phys. Rev. D* **73**, 023501 (2006).

- [49] G. N. Felder and I. Tkachev, *Comput. Phys. Commun.* **178**, 929-932 (2008).
- [50] S. Dodelson and L. Hui, *Phys. Rev. Lett.* **91**, 131301 (2003).
- [51] J. Martin and C. Ringeval, *Phys. Rev. D* **82**, 023511 (2010).
- [52] J. B. Munoz and M. Kamionkowski, *Phys. Rev. D* **91**, no.4, 043521 (2015).
- [53] J. L. Cook, E. Dimastrogiovanni, D. A. Easson and L. M. Krauss, *JCAP* **04**, 047 (2015).
- [54] P. A. R. Ade *et al.* [Planck], *Astron. Astrophys.* **571**, A22 (2014).
- [55] Liddle A and Lyth D, 2000 *Cosmological Inflation and Large-Scale Structure* (Cambridge: Cambridge University Press).
- [56] Z. Arzoumanian *et al.* [NANOGrav], *Astrophys. J. Lett.* **905**, no.2, L34 (2020) doi:10.3847/2041-8213/abd401 [arXiv:2009.04496 [astro-ph.HE]].
- [57] S. Vagnozzi, *JHEAp* **39**, 81-98 (2023) doi:10.1016/j.jheap.2023.07.001 [arXiv:2306.16912 [astro-ph.CO]].
- [58] V. K. Oikonomou, *Phys. Rev. D* **108**, no.4, 043516 (2023) doi:10.1103/PhysRevD.108.043516 [arXiv:2306.17351 [astro-ph.CO]].
- [59] M. Gamonal, *Phys. Dark Univ.* **31**, 100768 (2021).
- [60] Ashmita, P. Sarkar and P. K. Das, *Int. J. Mod. Phys. D* **31**, no.16, 2250120 (2022) doi:10.1142/S0218271822501206 [arXiv:2208.11042 [gr-qc]].
- [61] C. Y. Chen, Y. Reyimuaji and X. Zhang, *Phys. Dark Univ.* **38**, 101130 (2022) doi:10.1016/j.dark.2022.101130 [arXiv:2203.15035 [gr-qc]].
- [62] A. Prudnikov, Y. Brychkov, and O. Marichev, "More Special Functions", Gordon and Breach Science Publisher, (1990).
- [63] A. R. Liddle and S. M. Leach, *Phys. Rev. D* **68**, 103503 (2003).
- [64] L. Dai, M. Kamionkowski and J. Wang, *Phys. Rev. Lett.* **113**, 041302 (2014).
- [65] L. Amendola *et al.* [Euclid Theory Working Group], *Cosmology and fundamental physics with the Euclid satellite*. *Living Rev. Relativ.* **16**, 6 (2013); E. Allys *et al.* [LiteBIRD], *PTEP* **2023**, no.4, 042F01 (2023) doi:10.1093/ptep/ptac150 [arXiv:2202.02773 [astro-ph.IM]].