

Orbital order and ferromagnetism in LaMnO₃ doped with Ga

C. Autieri^{1,*}, M. Cuoco^{2,3}, G. Cuono^{1,†}, S. Picozzi⁴ and C. Noce^{3,2}

¹*International Research Centre Magtop, Institute of Physics,*

Polish Academy of Sciences, Aleja Lotników 32/46, PL-02668 Warsaw, Poland

²*Consiglio Nazionale delle Ricerche (CNR-SPIN), I-84084 Fisciano (SA), Italy*

³*Dipartimento di Fisica “E. R. Caianiello”, Università di Salerno, I-84084 Fisciano (SA), Italy*

⁴*Consiglio Nazionale delle Ricerche (CNR-SPIN), Via Vetioio, I-67010 L’Aquila, Italy*

We study from first principles the magnetic, electronic, orbital and structural properties of the LaMnO₃ doped with gallium replacing the Mn-site. The gallium doping reduces the Jahn-Teller effect, and consequently the bandgap. Surprisingly, the system does not go towards a metallic phase because of the Mn-bandwidth reduction. The Ga-doping tends to reduce the orbital order typical of bulk antiferromagnetic LaMnO₃ and consequently weakens the antiferromagnetic phase. The Ga-doping favors the G-type orbital order and layered-ordered ferromagnetic perovskite at x=0.50, both effects contribute to the formation of the insulating ferromagnetic phase in LaMn_{1-x}Ga_xO₃.

I. INTRODUCTION

In recent years the series La_{1-x}A_xMnO₃, where A is a divalent metal, has been the object of systematic investigations¹⁻³. This is not only due to the discovery of the giant magnetoresistance in several members of the series but also for the strong interplay among orbital, lattice, spin and charge degrees of freedom exhibited by the compounds of the series. This interplay results in a large variety of magnetic arrangements and phase transitions depending on the hole doping. Concerning the giant magnetoresistance phenomena, it is observed in the ferromagnetic metallic phase⁴. The correlation between ferromagnetism and metallic behaviour has been explained by the double exchange mechanism⁵ whereas the electron-phonon coupling is mainly due to the Jahn-Teller (JT) effect^{6,7}. Interestingly, the ferromagnetic phase of La_{1-x}A_xMnO₃ has been used to study the interplay between ferromagnetism and ferroelectricity at the oxide interface⁸⁻¹⁰ and to create high-temperature ferromagnetism in the 2D limit^{11,12}.

Looking at the mother compound LaMnO₃, it has been considered as the prototype example of a cooperative JT system and orbital-order state^{13,14}. Indeed, LaMnO₃ shows an orthorhombic unit cell with a cooperative tetragonal deformation of the MnO₆ octahedra, JT like, at room temperature. Moreover, the system is characterized by a large octahedral tilt/rotation pattern of the $a^-a^-c^+$ type¹⁵, following the Glazer notation, leading to the Pnma (or Pbnm in non-standard setting) space group, whose structural parameters are shown in Table I. This compound develops long-range antiferromagnetic (AFM) ordering of type A below T_N=140 K. Specifically, the manganese moments are aligned in the [010] direction with the spins coupled ferromagnetically in the *ab* plane and antiferromagnetically along the *c*-axis¹⁶. An exotic ferromagnetic state was found theoretically in heterostructures based on LaMnO₃, showing that the interplay between the band reduction due to the dimensionality with strain and interface effects can lead the LaMnO₃ to the ferromagnetic phase.^{17,18} However, this band re-

TABLE I. Structural parameters of the *Pbnm* (No. 62 in the International Tables) structure of the parent compound LaMnO₃ as reported by Elemans *et al.*¹⁹, $a = 5.532$ Å, $b = 5.742$ Å, $c = 7.668$ Å at 4.2 K.

Atoms & Wyckoff site	x	y	z
La (4c)	-0.010	0.049	0.250
Mn (4b)	0.500	0.000	0.000
O(1) (4c)	0.070	0.486	0.250
O(2) (8d)	0.724	0.309	0.039

duction due to the dimensionality is absent in bulk systems.

Surprisingly, the replacement of the magnetic JT Mn³⁺ ion by an isoelectronic non-magnetic non Jahn-Teller ion such as Ga³⁺ induces long-range ferromagnetism²⁰⁻²⁴ without carrying hole doping. Without hole doping, the double-exchange mechanism is not active. Nevertheless, the ferromagnetic interactions can not be ascribed to any of the previous mechanisms. It was shown indeed the relationship between the static Jahn-Teller distortion of the MnO₆ octahedron and the orthorhombic distortion of the unit cell in the LaMn_{1-x}Ga_xO₃ series²¹. The Mn and Ga ionic radii are 0.785 and 0.760 Å, respectively²⁵, so that the replacement of manganese by the smaller gallium reduces the octahedral distortions and produces the appearance of a spontaneous magnetization²⁴. The distribution of the Ga atoms is uniform due to the missing of the bond formation for d¹⁰ closed-shell²⁶, while in the limit of strong Ga-concentration the Mn atoms tend to segregate due to the open shells d⁴ that create bonds at the Fermi level²⁷. In the limit of strong Ga-concentration, the perovskite systems with Ga³⁺ and Mn³⁺ behave like dilute magnetic semiconductors (DMS)^{27,28} where the d⁴-d⁴ magnetic interaction is usually ferromagnetic also in the insulating phase. Different mechanisms were proposed to describe the ferromagnetism in DMS with Mn-d⁴ electronic configuration²⁹⁻³², with the superexchange that

dominates in absence of band carriers^{33,34}.

The maximum total magnetic moment in $\text{LaMn}_{1-x}\text{Ga}_x\text{O}_3$ is achieved for $x=0.5$. For $x>0.6$ the lack of Jahn-Teller effect makes the system cubic²⁰. Unusually for ferromagnetic compounds, these samples are also electrically insulators. The gallium doping has dramatic effect at concentrations lower than 5%, since one Ga atom increases the magnetic moment in an applied magnetic field up to $16 \mu_B$ per Ga atom²³. Investigating similar ferromagnetism in $\text{LaMn}_{1-x}\text{Sc}_x\text{O}_3$, it was shown that the ordering of the Mn^{3+} Jahn-Teller distortion is not disrupted in the ab-plane for any Sc concentration. This contrasts with the results of the $\text{LaMn}_{1-x}\text{Ga}_x\text{O}_3$, where a regular MnO_6 is found for $x>0.5$. Therefore, both $\text{LaMn}_{0.5}\text{Sc}_{0.5}\text{O}_3$ and $\text{LaMn}_{0.5}\text{Ga}_{0.5}\text{O}_3$ show a similar ferromagnetic behavior independently of the presence or not of the Jahn-Teller distorted Mn^{3+} , pointing to the Mn-sublattice dilution as the main effect in driving ferromagnetism over the local structural effects³⁵.

Here, using first principles calculations, we study the electronic, magnetic and orbital properties of the $\text{LaMn}_{1-x}\text{Ga}_x\text{O}_3$ focusing on the interplay between the Jahn-Teller and the octahedral distortions in the antiferromagnetic phase. The paper is organized as follows: we present the computational details for the *ab-initio* calculations in Section II, while in Section III we show the results from first principles studies, focusing on the octahedral distortions, the density of state (DOS) and the orbital order. Finally, in Section IV we propose the possible origin of the experimentally detected ferromagnetic phase.

II. COMPUTATIONAL DETAILS

We perform spin-polarized first-principles density functional theory (DFT) calculations³⁶ using the Quantum Espresso program package³⁷, the GGA exchange-correlation functional of Perdew, Burke, and Ernzerhof³⁸, and the Vanderbilt ultrasoft pseudopotentials³⁹ in which the $\text{La}(5s, 5p)$ and $\text{Mn}(3s, 3p)$ semicore states are included in the valence. We used a plane-wave energy cutoff of 35 Ry and a Gaussian broadening of 0.01 Ry as in the reference 40. These values for the plane-wave cutoff and the Gaussian broadening are used in all calculations presented in this chapter. A $10 \times 10 \times 10$ k-point grid is used in all DOS calculations, while a $8 \times 8 \times 8$ grid is used for the relaxation of the internal degrees of freedom. We optimized the internal degrees of freedom by minimizing the total energy to be less than 10^{-4} Hartree and the remaining forces are smaller than 10^{-3} Hartree/Bohr, while fixing the lattice parameter a , b and c to the experimental values^{19,24}. After obtaining the DFT Bloch bands within GGA, we use the occupation matrix to obtain the orbital order parameter. For the DOS calculations, we used a Gaussian broadening of 0.02 eV to have an accurate measurement of the bandgap.

To go beyond GGA, it has been proposed to include the Coulomb repulsion U into the GGA theory giving rise to the so-called GGA+ U theory. GGA+ U was first introduced by Anisimov and his coworkers^{41,42}. Here, we use the rotational invariant form introduced by Lichtenstein⁴³ in its spherically averaged and simplified approach⁴⁴ where there is just an adjustable parameter $U_{eff} = U - J$. A self-consistent method for the determination of U_{eff} was proposed by Cococcioni et al.⁴⁵ Starting from the observation of the non piecewise behaviour of the energy as a function of the occupation number⁴², they implemented a method to take into account the electron screening in the Hubbard repulsion. We used the refined approach suggested by Cococcioni seeking internal consistency for the value of U_{eff} . Once calculated the first value of U_{eff} within the GGA scheme, we performed the Cococcioni technique for the functional GGA+ U_{eff} obtaining a correction to the U_{eff} value and repeating the procedure until the correction for the final value of U_{eff} vanishes. We constructed several supercells required by the Cococcioni method and we calculated U_{eff} from the AFM configuration using experimental volume and atomic positions⁴⁶. The well converged value for the AFM configuration of LaMnO_3 is $U_{eff}=6.3$ eV. The U_{eff} obtained in the AFM phase is in good agreement with U_{eff} values between 3.25 and 6.25 eV used for LaMnO_3 ^{6,47} and other Mn-based insulating systems⁴⁸⁻⁵¹. We use the value $U=6.3$ eV in all the configurations and at all the doping concentrations of $\text{LaMn}_{1-x}\text{Ga}_x\text{O}_3$.

The optimization of manganites within DFT is a very delicate issue and no clear methodology (GGA, LSDA, GGA+ U , etc) has been assessed in the literature, each having advantages and disadvantages, as for the description of tilting, JT distortion, lattice parameters etc. We perform the relaxation of the atomic positions at fixed experimental volume for some doping concentrations in GGA in the AFM spin configuration using several supercells. After the relaxation, we calculate the density of state, the distortion and the orbital order in GGA+ U using the U calculated by the Cococcioni method.

Here, we study the properties of the $\text{LaMn}_{1-x}\text{Ga}_x\text{O}_3$ at $x=0.000, 0.125, 0.250, 0.500$ considering a $2 \times 2 \times 2$ supercell for $x=0.125$ and 0.250 while we consider a $\sqrt{2} \times \sqrt{2} \times 2$ supercell for the other cases. We substitute the Ga atom to the Mn atom in the centre of the octahedron. We use the experimental volume from 19 and 24 to construct the supercells. The net magnetic moment of the supercell will be different from zero at $x=0.125, 0.250$ due to the presence of an odd number of Mn atoms. The impurities distribution could be treated with more advanced techniques to get accurate quantitative results, however, the results obtained within these approximations return satisfactory qualitative results.

III. ELECTRONIC AND STRUCTURAL PROPERTIES

Pickett et al.⁴⁶ showed that, in GGA approximation, the gap of AFM phase of LaMnO₃ is entirely due to the octahedral distortion. We find the same result also in GGA+*U*, so, we can conclude that the gap in GGA+*U* is a rough sum of the contribution due to the distortion plus the contribution due to the Coulomb repulsion *U*.

Here, we will examine the influence of Ga-doping of LaMnO₃ on the AFM phase. In this case, the Mn³⁺ is in the high-spin state configuration $t_{2g}^3 e_g^1$, and for every Mn atom present in the supercell, there is one occupied e_g level with majority spin. The undoped LaMnO₃ exhibits an experimental gap equal to 1.2 eV⁵², therefore, we expect that the ferromagnetic configuration would be an insulator. Instead, it has been found that ferromagnetic LaMnO₃ is a half-metal⁴⁰, and as well know in the literature^{53,54}, it is very hard to computationally reproduce the ferromagnetic insulating phase in bulk systems since the half-metal phase is very stable against the bandwidth reduction⁵⁵. For this reason, we will concentrate on the AFM Ga-doped phase of LaMnO₃, investigating the octahedral distortions, the density of states and the orbital order, whereas in the next Section we will address the magnetic properties of the system.

A. Octahedral Distortion

We calculate the evolution of the geometrical properties of the system: the Mn-O-Mn bond angles, the Ga-O-Mn bond angles and other octahedral parameters as the distances between the oxygens and the transition metals. The geometric bond angles as a function of the Ga-doping are shown in Table II. For the undoped case, we found a Mn-O-Mn bond angle of 160°, then the bond angles tend to increase slightly when we increase the Ga concentration, though they are not going towards 180° even at $x=0.500$ when the Jahn-Teller is almost completely lost. Experimentally, the lack of the Jahn-Teller distortion is observed²⁰ for $x>0.6$. The increase of the bond angles is more evident in the plane without Ga atoms, since the Mn-O-Mn bond angle is greater than the Ga-O-Mn bond angle. Since from the results of Table II, the Ga-doping just slightly reduces the octahedral distortions with respect to the undoped case, we will concentrate on the JT effect rather than the bond angles.

We calculate, in Table III and IV, the Mn-O and the Ga-O distances for all the kinds of octahedra: the gallium octahedron, the octahedron of the Mn first-neighbour in the *ab* plane of the Ga atom, the octahedron of the Mn first-neighbour along the *c* direction of the Ga atom and the MnO₆ octahedra far from the gallium. We find a consistent reduction of the Jahn-Teller effect, the long bonds are shorter than the undoped case and the short bonds become longer. The JT reduction exhibits a robust but not homogeneous trend since it depends on the distance

TABLE II. Geometric angles as a function of the doping in the plane *ab*. There are empty spaces in the Table because these values are not allowed by the geometrical arrangement of the atoms in the used supercells.

Doping	Mn-O-Mn angle	Ga-O-Mn angle
x=0.000	160°	
x=0.125	163°	162°
x=0.250	164°	162°
x=0.500		164°

of the Mn-octahedra from the Ga impurities. For instance, the first-neighbour in the *ab* plane at $x=0.250$ has Mn-O bonds similarly to the mother compound, while all the other octahedra show weaker JT effect.

TABLE III. Geometric distances of the GaO₆ and MnO₆ octahedra that are not first-neighbours of gallium. We call them long (l), short (s) and medium (m). The unit is angstrom. There are empty spaces in the Table because these values are not allowed by the geometrical arrangement of the atoms in the used supercells.

Doping	Mn-l	Mn-s	Mn-m	Ga-l	Ga-s	Ga-m
x=0.000	2.120	1.949	1.989			
x=0.125	2.10	1.95	1.97	2.061	1.949	2.007
x=0.250	2.094	1.947	2.000	2.088	1.924	2.021
x=0.500				2.053	1.947	2.005

TABLE IV. Geometric distances of the MnO₆ octahedra first-neighbours of GaO₆ octahedra. Mn *ab* is the manganese atom first-neighbour of the Ga atom in the *ab* plane, instead Mn *c* is the manganese atom first-neighbour along the *c*-axis. We call them long (l), short (s) and medium (m). The unit is angstrom. There are empty spaces in the Table, because these values are not allowed by the geometrical arrangement of the atoms in the used supercells.

Doping	Mn ab-l	Mn ab-s	Mn ab-m	Mn c-l	Mn c-s	Mn c-m
x=0.000						
x=0.125	2.119/2.088	1.945/1.975	2.005/1.975	2.095	1.950	1.965
x=0.250	2.137	1.960	1.977	2.093	1.948	1.965
x=0.500	2.067	1.952	2.002			

B. Density of states

To better investigate the effects of the reduced Jahn-Teller distortion, let us now calculate the density of state of our system. To this end, we put the Ga atom in the spin-up plane so that we break the equivalence between the spin-up and spin-down properties, having spin-up and spin-down DOS contributions different also in the

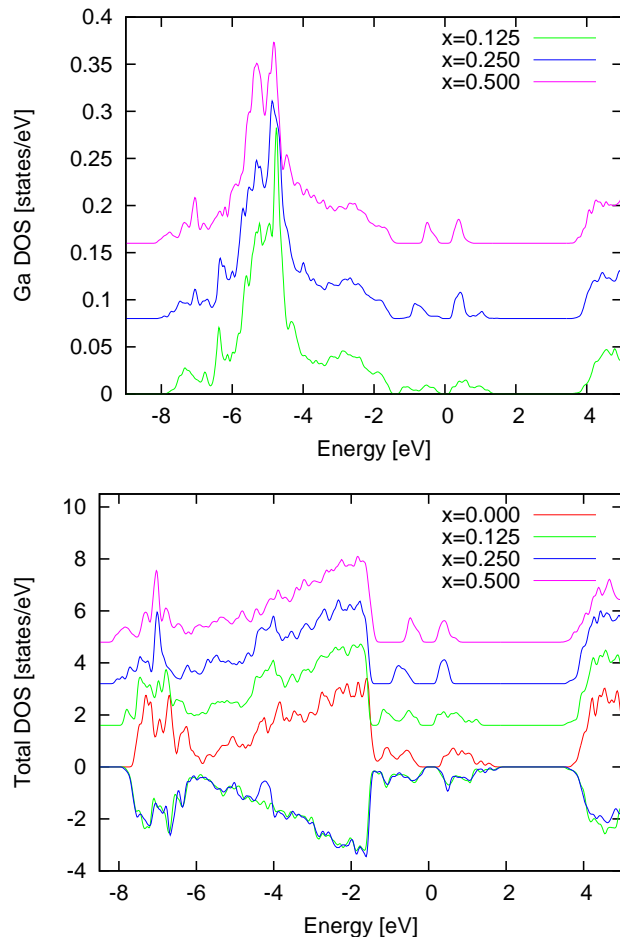


FIG. 1. Density of state of gallium atom (upper panel) and total density of state (lower panel) per formula unit. The low energy gallium contribution is negligible. The DOS contribution between -6 eV and -2 eV is due to the oxygens, while from -8 eV to -6 eV is due to the t_{2g} of the majority spin.

AFM phase. From Fig. 1, upper panel, we see that the Ga doping does not affect the low energy part of the DOS since in this regime the Ga ions behave like vacancies. We point out that a non-vanishing contribution appears as a consequence of the small hybridization with the manganese atoms. This is observed in the metallic system $\text{La}_{2/3}\text{Sr}_{1/3}\text{MnO}_3$ too, where the Ga-doping removes electronic states at the Fermi level creating an insulating compound⁵⁶. Moreover, due to the Coulomb repulsion and the intra-orbital t_{2g} and the e_g oxygen contributions, the system behaves like a charge-transfer insulator. Finally, we note that the Jahn-Teller distortion decreases as x increases. Thus, since part of the gap is due to the JT distortions, increasing the gallium doping gives rise to a reduction of the JT distortion lowering the gap.

However, when we increase the Ga concentration at $x=0.250$, once more, the gap increases again because the diminution of the number of magnetic first neighbors as we can see in Fig. 2. At $x=0.125$, there is a gap only because of the Coulomb repulsion. We also find that the

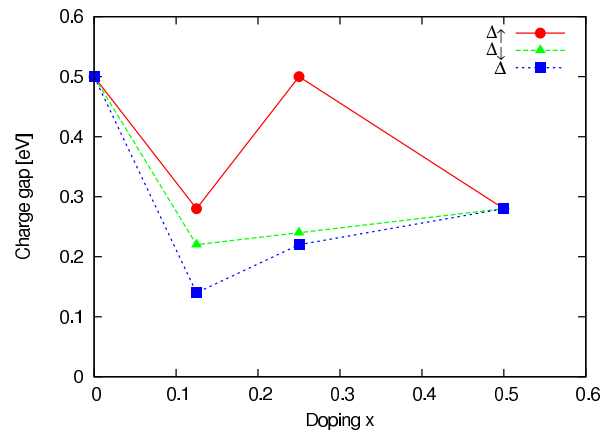


FIG. 2. Evolution of the gap as a function of doping. We find a strong reduction of the gap at $x=0.125$ due to the breaking of the cooperative Jahn-Teller effect. At $x=0.250$ the gap increases again because the number of magnetic first neighbor decreases. The spin channel \uparrow has a greater gap in comparison to the spin channel \downarrow , because the Ga atom in the spin channel \uparrow reduces the number of magnetic first neighbor.

in-plane gap where the Ga is located coincides with the gap of spin-up channel (Δ_{\uparrow}), whereas the gap in the other plane matches the spin-down channel gap (Δ_{\downarrow}). Moreover, the spin-up gap is always greater than the spin-down one since the Ga doping reduces the number of magnetic first neighbors. This reduction also affects the bandwidth of e_g electrons strongly suppressing it near the gap for the electrons in Ga plane. On the contrary, for down-spin channel the bandwidth of e_g electrons increases up to $x=0.25$ doping, as one can infer looking at Table V. Finally, when $x=0.5$, we find a shrinking of the bandwidth in both spin channels because at this doping both channels contain a Ga atom that, as previously noted, reduces the number of magnetic first neighbors.

TABLE V. Bandwidths of the e_g electrons for spin-up (W_{\uparrow}) and spin-down (W_{\downarrow}) as a function of the Ga-doping. The unit is eV. The plane with spin-up Mn contains the Ga atom at $x=0.125$ and $x=0.250$. Instead, at $x=0.500$ both planes contain a Ga atom in order to keep the AFM phase.

Doping	W_{\uparrow}	W_{\downarrow}
$x=0.000$ (experimental atomic positions)	1.45	1.45
$x=0.000$ (relaxed position at exp. volume)	1.48	1.48
$x=0.125$	1.32	1.68
$x=0.250$	0.52	1.70
$x=0.500$	0.66	0.66

C. Orbital order

To investigate the orbital order, we use the following notation⁵⁷

$$|\theta\rangle = \cos\frac{\theta}{2}|3z^2 - r^2\rangle + \sin\frac{\theta}{2}|x^2 - y^2\rangle \quad (1)$$

where $|3z^2 - r^2\rangle$ and $|x^2 - y^2\rangle$ represent the e_g eigenstates of manganese. We use the 5×5 occupation number matrix to determine $|\theta\rangle$ by following the formula (1) and calculate the θ angle in the local reference system for all the octahedra for the investigated concentrations. From Eq. 1, we get that for $\theta=90^\circ$, we have 50% occupation for each orbital, while deviation from this value produces the orbital order that is also directly correlated to Jahn-Teller effect. Besides, for $\theta=0^\circ$ we have $|\theta\rangle = |3z^2 - r^2\rangle$, while for $\theta=180^\circ$ we have $|\theta\rangle = |x^2 - y^2\rangle$. For $\theta \approx 143^\circ$ (37°), we obtain that $\tan\frac{\theta}{2} = 3(\frac{1}{3})$. These values are of special interest since we have $|\theta\rangle = |3x^2 - r^2\rangle$ or $|3y^2 - r^2\rangle$. In case, x or y represent the long bond we would have that $|\theta\rangle = |3l^2 - r^2\rangle$.

For the undoped case, we find a theoretical value of $\theta=103^\circ$ while the experimental orbital order⁵⁸ is $\theta=108^\circ$. The numerical results for $x=0.125$ and $x=0.250$ are plotted in Fig. 3 (a) and (c), respectively. If we consider the difference between the undoped value of $\theta=103^\circ$ and the considered cases, this has a tendency to a G -type structure, that consists in alternated orbital directions. This G -type orbital order is that predicted for the hypothetical insulating ferromagnetic phase in LaMnO_3 ⁵⁹. Thus, we argue that the gallium doping may induce an instability towards a new kind of orbital order that can drive the ferromagnetism in $\text{LaMn}_{1-x}\text{Ga}_x\text{O}_3$. This G -type orbital order has been predicted for low values of the interaction between the spins of t_{2g} electrons J'^{59} , even though in our case the reduction of the number of magnetic first neighbors might reduce the effective value J' . Moreover, this G -type orbital order is in agreement with the octahedral distortions discussed in the previous Section, indicating that stronger is the Jahn-Teller higher is θ . The only octahedron that is not in agreement with the G -type orbital order is the Mn above the Ga atom at $x=0.125$. In this case the $|3z^2 - r^2\rangle$ is strongly suppressed leaving room for the creation of an orbital close to $|3l^2 - r^2\rangle$. The orbitals for the first neighbour of the Ga at $x=0.125$ are represented in Fig. 3 (b), the orbital of the first NN along the c-axis has a $|3l^2 - r^2\rangle$ character, while the reduction of θ for the in-plane first NN produces a reduction of the orbital order.

At $x=0.500$, the θ value for the two equivalent Mn ions is 93° and the orbital order is strongly suppressed as shown in Fig. 3(d). The reduced number of magnetic first neighbors suppresses the cooperative Jahn-Teller effect and strongly modifies the orbital order. This behaviour is different from that exhibited by cubic LaMnO_3 since in this last case, the orbital order is still present even though there are no distortions⁶⁰. Therefore, the

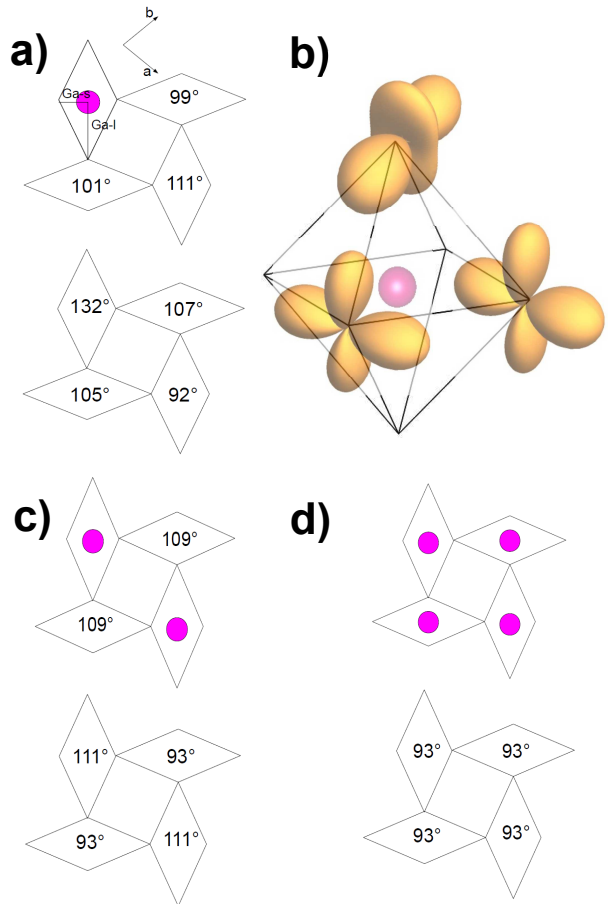


FIG. 3. (a) Orbital order for the Mn atoms at $x=0.125$. The $3z^2 - r^2$ orbital up the gallium octahedron is strongly suppressed, because does not hybridize with the gallium atom. Excluding the latter octahedron, a G -type orbital order structure is observed. (b) Orbital order of the Mn-atoms for the in-plane and out-of-plane neighbors of the Ga at $x=0.125$. The in-plane neighbours are almost similar since they present $\theta=99^\circ$ and 101° , while the out-of-plane neighbour has $\theta=132^\circ$ (c) Orbital order for the Mn atoms at $x=0.250$. (d) Orbital order for the Mn atoms at $x=0.500$. The Ga atom is pink. Ga-s and Ga-l are the short and the long bond of the gallium octahedron.

Ga impurity is more effective than the pressure to reduce and to tune the orbital order.

Reminding the DOS and considering the orbital order, we may state that at $\theta \approx 90^\circ$ the system is correlated and exhibits a DOS with a reduced band gap. These results further suggest that the reduction of octahedral distortions, and subsequently of the θ value, tends to close the gap. However, a bandwidth reduction due to the absence of Mn states avoids the vanishing of the band gap.

IV. MAGNETISM

Experimentally, a large increase in the magnetization as a function of the doping is found in applied magnetic field²³ at low Ga-concentration, while the ferromagnetism is found at intermediate concentration $x=0.5-0.6$, whereas superparamagnetism appears at $x=0.8-0.9$ ²⁴. We will investigate separately the two first cases. The *ab-initio* magnetic ground state of LaMnO_3 is a non straightforward problem⁵³ and the ferromagnetic phase is always metallic, therefore it is difficult to obtain the insulating ferromagnetic ground state. To this end, we calculate the energy difference between the antiferromagnetic phase and the ferromagnetic phase for all Ga concentrations, finding clear indications that the antiferromagnetic phase becomes weaker increasing the gallium doping.

A. Spin-flip at low concentration of Ga

At the low concentration of 12.5% of Ga-doping, the isolated gallium atom is surrounded by manganese atoms in the B-site sublattice, where for B-site we define the transition metal site of the ABO_3 perovskite. Concerning the magnetic moment, it has been suggested that the magnetic moment in an external applied magnetic field could be due to a spin-flip of manganese atoms first-neighbor to the impurity along the c -axis⁶¹. However, we find that this spin-flip is strongly energetically disfavored in our first-principle calculations. Instead, we actually find that the favored spin-flip is related to the Mn first-neighbor to the Ga atoms in the ab -plane. Therefore, we argue that at low concentration of Ga-doping and external magnetic field a spin-flip can happen within the plane of the gallium dopant. This picture can be easily understood within the Ising approximation of the Mn localised moments. Indeed, the in-plane ferromagnetic coupling⁶² in LaMnO_3 is hard to break when there are four first-neighbors. However, the Ga dopant reduces the number of magnetic first-neighbors implying that the Mn magnetic moments may be easier orientated in the applied magnetic field.

B. Cationic order at intermediate Ga-concentration

At the intermediate concentration of 25% of Ga-doping, a long-range ferromagnetic phase it is experimentally found. We analyse the possible occurrence of a correlated disordered configuration for the Ga-doping by inserting two Ga atoms at different distances in the supercell at $x=0.250$ in the AFM phase. In the AFM configuration, two types of doping configurations are possible: configurations with and without net magnetic moment. In the first case, two Ga atoms substitute two Mn atoms with the same spin, creating a net magnetic moment and non-compensated ferromagnetism. In the second case,

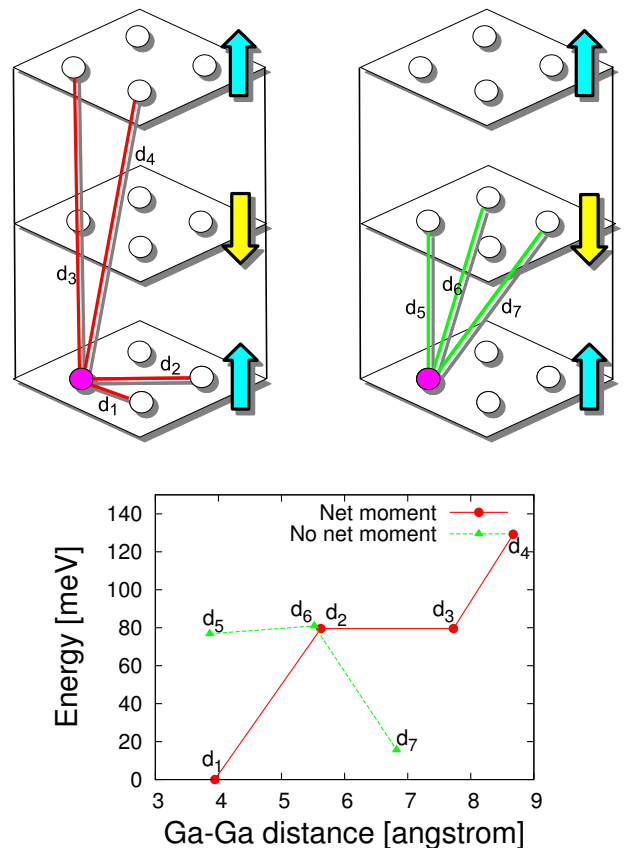


FIG. 4. In the top panel, we show the non equivalent space configurations for the two Ga atoms in the supercells at $x=0.250$. The magnetic atoms in different planes have different spin orientations due to the A-type magnetic ordering, the blue arrows represent the spin-up plane while the yellow arrows represent the spin-down plane. In the left top panel, the red lines link two Ga atoms located at layers with the same spin channel. In the right top panel, the green lines link two Ga atoms located at layers with different spin channels. In the bottom panel, we show the energy differences as a function of the Ga-Ga distance in the supercells with 8 octahedra at $x=0.250$. We plot the energy differences per Ga atom. The red points represent the magnetic configurations with a net magnetic moment, while the green points represent the magnetic configuration with no net magnetic moment. d_i with $i=1, \dots, 7$ are the distances defined in the top panel. The lines are guides for the eyes. The ground state is the magnetic configuration when two Ga atoms are first-neighbours in the ab plane.

the two Ga atoms substitute two Mn atoms with different spin leaving the net magnetization equal to zero. We can observe all the possible configurations with supercells of 8 octahedra in the top panel of Fig. 4. In the bottom panel of Fig. 4, we set to zero the ground state energy and plot the energy of the system per formula unit as a function of the Ga-Ga distance in the supercell. We find that the ground state is achieved when two Ga atoms are at distance d_1 , therefore when they are first-neighbour in

the ab plane. The nonmagnetic Ga-atoms arrange in a cationic order that influences also the magnetic properties of the compound. This produced a layered ordered double perovskite, alternated Ga and Mn layers giving rise to a ground state with a net magnetic moment. This result is easy to understand if we consider that, moving the only planar oxygen between the two Ga atoms, it is possible to reduce the distortion of the GaO_6 octahedra without modifying the MnO_6 octahedra. In this way, the system minimizes the elastic energy and the total energy, hence creating a ferromagnetic ground state. For completeness, we notice that the other configurations are higher in energy. In particular, when the Ga-Ga distance is d_5 we have the two Ga atoms first-neighbour along the c -axis. Nevertheless, the dynamics of the apical oxygen can not produce any elastic energy gain since the distortions lie in the ab plane. Indeed, the relevant structural change between the real orthorhombic structure of LaMnO_3 and a hypothetical cubic structure is related to the position of the planar oxygens.

Thus, we propose that the Ga-doping creates layered ordered double perovskite exhibiting a non-compensated ferromagnetism. This is an example of cationic order observed in perovskites. This effect, together with a weaker AFM phase and the instability towards a G -type structure of the orbital order, can destroy the AFM phase favoring the onset of a long-rang ferromagnetic order. We note that the non-compensated ferromagnetism alone is not sufficient to explain the ferromagnetic moment experimentally found at intermediate doping²⁴, that has a large magnetic moment per Mn atoms, but helps the system to cross to the ferromagnetic insulating phase.

C. Ferromagnetism in layered order $\text{LaMn}_{0.5}\text{Ga}_{0.5}\text{O}_3$

Near $x=0.500$ the system exhibits an insulating ferromagnetic phase which is quite difficult to reproduce by using *ab-initio* approaches. Differently from the metallic ferromagnetic phase, the non-compensated ferromagnetism is one possibility to reproduce a ferromagnetic insulator. This insulating ferromagnetic phase is also different from the cubic phase obtained under pressure by orbital splitting. Indeed, up to a pressure of 32 GPa, the system is a paramagnetic metal at room temperature and an antiferromagnetic metal at low temperatures, though this region of the phase diagram is not well explored⁶³.

At $x=0.500$, the ground state is composed by layers of Mn alternated with layers of Ga as shown in Fig. 5. This layered order arrangement of the B-site with ferromagnetic layers is quite unusual among perovskites. Another layered ordered ferromagnetic perovskite is $\text{LaCu}_{0.5}\text{Sn}_{0.5}\text{O}_3$ ^{64,65}. Analogously to $\text{LaMn}_{1-x}\text{Ga}_x\text{O}_3$, this perovskite has La as A-site, large octahedra with magnetism and strong JT together with small octahedra with d^{10} electronic configuration. This is one of the few known examples of layered ordered double perovskite⁶⁶.

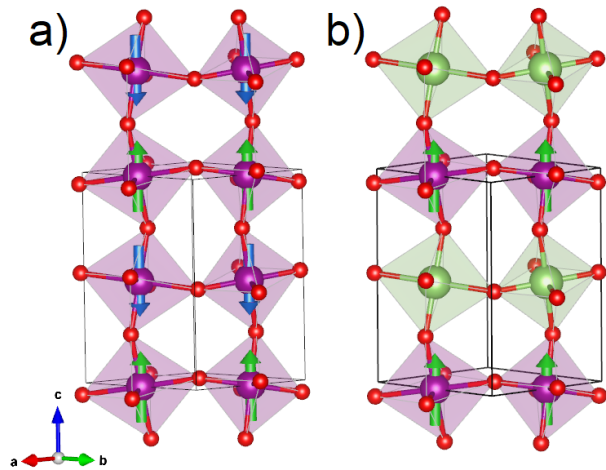


FIG. 5. a) Undoped LaMnO_3 with A-type antiferromagnetic order. b) Layered order arrangement of the transition-metal site in $\text{LaMn}_{0.5}\text{Ga}_{0.5}\text{O}_3$. The Ga atoms replace the spin-down Mn atoms. MnO_6 octahedra are shown in purple while GaO_6 octahedra are shown in light green. Red balls represent the oxygen atoms, while the La atoms are not shown. Green and blue arrows represent spin-up and spin-down, respectively.

However, many cases of alternate layers of different phases are known in transition metal perovskites^{67,68}.

V. CONCLUSIONS

We have calculated the density of state, the evolution of the orbital order and the octahedral distortions for $\text{LaMn}_{1-x}\text{Ga}_x\text{O}_3$. The Ga-doping produces an effective orbital and electronic vacancy without creating any hole-doping. We find that the gallium doping, which slightly reduces octahedral distortion, energetically disfavors the A-type antiferromagnetic phase. The Ga-doping favors the G-type orbital order and weakens the Jahn-Teller effect highlighting electronic correlations. We argue that the large magnetization at low concentration in an applied magnetic field can be explained by a spin-flip of the in-plane first-neighbours of the gallium. We find that the ferromagnetic phase at $x=0.5$ is favored by a ferromagnetic layered ordered double perovskite.

Additional mechanisms for the creation of large T_C ferromagnets typical of the DMS could be present, however, their investigation is beyond the task of this paper.

ACKNOWLEDGMENTS

We acknowledge useful discussions with M. Leżań. The work is supported by the Foundation for Polish Science through the International Research Agendas program co-financed by the European Union within the

- * autieri@magtop.ifpan.edu.pl
† gcuono@magtop.ifpan.edu.pl
- ¹ S. W. Cheong and H. Y. Hwang, Colossal Magneto-Resistance Oxides, edited by Y. Tokura, Monographs in Condensed Matter Science (Gordon and Breach, U.K., 2000) and references therein.
 - ² F. Offi *et al.* Phys. Rev. Mat. **5**, 104403 (2021).
 - ³ A. Bhattacharya and S. J. May, Annu. Rev. Mater. Res. **44**, 65 (2014).
 - ⁴ Y. Tokura and N. Nagaosa, Science **288**, 462 (2000).
 - ⁵ C. Zener, Phys. Rev. **82**, 403 (1951)
 - ⁶ E. Pavarini and E. Koch, Phys. Rev. Lett. **104**, 086402 (2010).
 - ⁷ J. Kanamori, J. Appl. Phys. **31**, S14 (1960).
 - ⁸ C. Autieri, B. Sanyal, New Journal of Physics **16** (11), 113031 (2014).
 - ⁹ A. Paul *et al.*, Journal of applied crystallography **47** (3), 1054-1064 (2014)
 - ¹⁰ S. Hausmann *et al.*, Scientific reports **7** (1), 1-16 (2017).
 - ¹¹ C. Piamonteze *et al.*, Applied Physics Letters **118** (15), 152408 (2021).
 - ¹² A. Zakharova, M. Caputo, E. B. Guedes, M. Radovic, F. Nolting, and C. Piamonteze, Phys. Rev. Materials **5**, 124404 (2021).
 - ¹³ P. Fazekas, *Lecture notes on electron correlation and magnetism*, Series in Modern Condensed Matter Physics, (World Scientific, Singapore, 1999).
 - ¹⁴ A. Yamasaki, M. Feldbacher, Y.-F. Yang, O. K. Andersen and K. Held Phys. Rev. Lett. **96**, 166401 (2006).
 - ¹⁵ M. W. Lufaso and P. M. Woodward, Acta Crystallogr. Sect. B Struct. Sci. **57**, 725 (2001).
 - ¹⁶ N. N. Kovaleva, A. V. Boris, C. Bernhard, A. Kulakov, A. Pimenov, A. M. Balbashov, G. Khaliullin, and B. Keimer Phys. Rev. Lett. **93**, 147204 (2004).
 - ¹⁷ H. Banerjee and M. Aichhorn, Phys. Rev. B **101**, 241112(R) (2020).
 - ¹⁸ F. Cossu, H.-S. Kim, B. Sanyal and I. Di Marco, Npj Comput. Mater. **8**, 77 (2022).
 - ¹⁹ J. B. A. A. Elemans, B. van Laar, K. R. van der Veen, and B. O. Loopstra, J. Solid State Chem. **3**, 238 (1971).
 - ²⁰ M. C. Sanchez *et al.*, Phys. Rev. B **73**, 094416 (2006).
 - ²¹ J. S. Zhou and J. B. Goodenough, Phys. Rev. B **68**, 144406 (2003).
 - ²² M. Baldini, D. Di Castro, M. Cestelli-Guidi, J. Garcia, and P. Postorino, Phys. Rev. B **80**, 045123 (2009).
 - ²³ B. Vertruyen *et al.*, Cryst. Eng. **5**, 299 (2002).
 - ²⁴ J. Blasco *et al.*, Phys. Rev. B **66**, 174431 (2002).
 - ²⁵ R. D. Shannon (1976). "Revised effective ionic radii and systematic studies of interatomic distances in halides and chalcogenides". Acta Crystallogr A. **32** : 751177
 - ²⁶ A. Nucara *et al.*, Physica B **433**, 102-106 (2014).
 - ²⁷ P. Aleshkevych *et al.*, Journal of Magnetic Resonance **255**, 77-87 (2015).
 - ²⁸ L. Jin, D. Ni, X. Gui, D. B. Straus and R. J. Cava, Adv. Sci. **9**, 2104319 (2022).
 - ²⁹ T. Dietl, H. Ohno, F. Matsukura, J. Cibert, D. Ferrand, Science **287** (5455), 1019-1022 (2000).
 - ³⁰ V. I. Litvinov and V. K. Dugaev, Phys. Rev. Lett. **86**, 5593 (2001).
 - ³¹ A. Kaminski and S. Das Sarma, Phys. Rev. Lett. **88**, 247202 (2002).
 - ³² T. Dietl, Acta Phys. Pol. A **139** (4), 355-376 (2021).
 - ³³ C. Śliwa and C. Autieri and J. A. Majewski and T. Dietl, Phys. Rev. B **104** (22), L220404 (2021).
 - ³⁴ C. Autieri, C. Śliwa, R. Islam, G. Cuono and T. Dietl, Phys. Rev. B **103**, 115209 (2021).
 - ³⁵ G. Subías *et al.* Journal of Physics: Conference Series **712**, 012119 (2016).
 - ³⁶ P. Hohenberg and W. Kohn, Phys. Rev. **136**, B864 (1964), W. Kohn and L. J. Sham, Phys. Rev. **140**, A1133 (1964).
 - ³⁷ P. Giannozzi *et al.*, J. Phys.: Condens. Matter **21**, 395502 (2009).
 - ³⁸ J. P. Perdew, K. Burke, and M. Ernzerhof, Phys. Rev. Lett. **77**, 3865 (1996).
 - ³⁹ D. Vanderbilt, Phys. Rev. B **41**, 7892 (1990).
 - ⁴⁰ R. Kovačik and C. Ederer, Phys. Rev. B **81**, 245108 (2010).
 - ⁴¹ V. I. Anisimov J. Zaanen and O. K. Andersen, Phys. Rev. B **44**, 943 (1991).
 - ⁴² V. I. Anisimov I. V. Solovyev, M. A. Korotin, M. T. Czyzyk and G. A. Sawatzky Phys. Rev. B **48**, 16929 (1993).
 - ⁴³ A. I. Liechtenstein, V. I. Anisimov, and J. Zaanen, Phys. Rev. B **52**, R5467 (1995).
 - ⁴⁴ S. L. Dudarev *et al.* Phys. Rev. B **57**, 1505 (1998).
 - ⁴⁵ M. Cococcioni and S. de Gironcoli, Phys. Rev. B **71**, 035105 (2005).
 - ⁴⁶ W. E. Pickett and D. J. Singh Phys. Rev. B **53**, 3 1146 (1996).
 - ⁴⁷ V. I. Anisimov *et al.*, Phys. Rev. B **81**, 075109 (2010).
 - ⁴⁸ S. Keshavarz *et al.*, Physical Review B **95** (11), 115120 (2017).
 - ⁴⁹ S. A. Ivanov *et al.*, Inorganic chemistry **55** (6), 2791-2805 (2016).
 - ⁵⁰ S. A. Ivanov *et al.*, Materials Chemistry and Physics **187**, 218-232 (2017).
 - ⁵¹ N. Pournaghavi *et al.*, Phys. Rev. B **103**, 195308 (2021).
 - ⁵² K. Tobe *et al.*, Phys. Rev. B **64**, 184421(R) (2001).
 - ⁵³ H. Sawada, Y. Morikawa, K. Terakura and N. Hamada Phys. Rev. B **56**, 12154 (1997).
 - ⁵⁴ T. Hashimoto, S. Ishibashi and K. Terakura Phys. Rev. B **82** 045124 (2010).
 - ⁵⁵ F. Cossu, J. Jilili, U. Schwingenschlögl, Advanced Materials Interfaces **1** (8), 1400057 (2014).
 - ⁵⁶ A. Nucara *et al.* Phys. Rev. B **77** (6), 064431 (2008).
 - ⁵⁷ C. Autieri, E. Koch, E. Pavarini, Physical Review B **89** (15), 155109 (2014).
 - ⁵⁸ J. Rodríguez-Carvajal *et al.*, Phys. Rev. B **57**, R3189 (1998).
 - ⁵⁹ T. Hotta *et al.* Phys. Rev. B **60**, 22 (1999).
 - ⁶⁰ H. Zenia *et al.* New Journal of Physics **7** (2005) 257.
 - ⁶¹ J. Farrell and G. A. Gehring New J. Phys. **6**, 168 (2004).
 - ⁶² I. Solovyev, N. Hamada, and K. Terakura, Phys. Rev. Lett. **76**, 4825 (1996).
 - ⁶³ M. Baldini, V. V. Struzhkin, A. F. Goncharov, P. Postorino, and W. L. Mao Phys. Rev. Lett. **106**, 066402 (2011).
 - ⁶⁴ M. T. Anderson, K. R. Poeppelmeier, Chem. Mater., 1991,

- 3** (3), pp 476172.
- ⁶⁵ M. Azuma, S. Kaimori, and M. Takano, Chem. Mater., 1998, **10** (10), pp 31241730.
- ⁶⁶ M. T. Anderson, K. B. Greenwood, G. A. Taylor, K. R. Poeppelmeier, Prog. Solid. State Chem. **22**, 197 (1993).
- ⁶⁷ C. Autieri, M. Cuoco, C. Noce, Physical Review B **85** (7), 075126 (2012).
- ⁶⁸ C. Autieri, M. Cuoco, C. Noce, Physical Review B **89** (7), 075102 (2014).