

Vibrational response functions for multidimensional electronic spectroscopy in non-adiabatic models

Filippo Troiani

Centro S3, CNR-Istituto di Nanoscienze, I-41125 Modena, Italy

(Dated: October 4, 2022)

The interplay of nuclear and electronic dynamics characterizes the multi-dimensional electronic spectra of various molecular and solid-state systems. Theoretically, the observable effect of such interplay can be accounted for by response functions. Here, we report analytical expressions for the response functions corresponding to a class of model systems. These are characterized by the coupling between the diabatic electronic states and the vibrational degrees of freedom resulting in linear displacements of the corresponding harmonic oscillators, and by nonadiabatic couplings between pairs of diabatic states. In order to derive the linear response functions, we first perform the Dyson expansion of the relevant propagators with respect to the nonadiabatic component of the Hamiltonian, then derive and expand with respect to the displacements the propagators at given interaction times, and finally provide analytical expressions for the time integrals that lead to the different contributions to the linear response function. The approach is then applied to the derivation of third-order response functions describing different physical processes: ground state bleaching, stimulated emission, excited state absorption and double quantum coherence. Comparisons between the results obtained up to sixth order in the Dyson expansion and independent numerical calculation of the response functions provide an evidence of the series convergence in a few representative cases.

I. INTRODUCTION

Multidimensional coherent spectroscopy represents a powerful tool for investigating ultrafast dynamical processes occurring in molecular and solid-state systems¹⁻⁶. In fact, the dependence of the nonlinear spectra on multiple frequencies allows one to separate different and otherwise overlapping contributions, and to establish correlations between the observed excitation energies.

These processes often involve an interplay between electronic and vibrational degrees of freedom, which plays an important role in processes such as charge or energy transfer and determines the observed coherent beatings⁷⁻¹³. In a semiclassical representation of the system dynamics, ultrashort laser pulses induce impulsive transitions to different electronic states. This triggers the wave packet motion on the corresponding potential energy surfaces, with features that depend on the specific form of the electron-phonon coupling. In many cases of interest, such coupling is represented in terms of the linearly displaced-oscillator model, where each vibrational mode is represented as an independent harmonic oscillator, which undergoes an electronic-state dependent displacement of the origin¹⁴⁻²³. This adiabatic picture can be integrated in a number of respects, including deviations from harmonicity^{24,25}, coupling between different modes^{26,27}, dependence of the vibrational frequencies on the electronic state²⁸.

The interplay between electronic and nuclear degrees of freedom is even closer in the presence of vibronic couplings, which result in coherent population transfer between the diabatic states and hopping of the vibrational wave packet between the corresponding potential energy surfaces¹¹. Its effects have been observed in a variety of physical systems, ranging from molecular crystals to J-aggregates²⁹, from polymeric films to natural and arti-

ficial light-harvesting systems. A detailed and quantitative explanation of the observed multidimensional spectra requires a detailed theoretical description of these complex system, and possibly of its interaction with the environment. The general understanding of the multidimensional spectra, and specifically the capability of disentangling of the electronic and vibrational coherences, can be possibly favored by the investigation of relatively simple systems, such as molecular dimers^{30,31}. On the other hand, a number of reduced models have been introduced in order to allow the rationalization of the observed spectra and to provide a semi-quantitative understanding of the underlying dynamics in terms of a few electronic levels and vibrational modes^{11,32-38}.

Here we consider linear and nonlinear response functions in a class of multilevel nonadiabatic model systems defined as follows. The vibrational degrees of freedom are described by harmonic oscillators, which undergo a different displacement for each of the electronic diabatic states. The Hamiltonian also includes terms that coherently couple pairs of diabatic states, thus introducing nonadiabaticity. The linear response functions are identified (up to a prefactor) with specific propagators, which are computed in three steps. First, the propagators are expanded in a Dyson series with respect to the nonadiabatic component of the Hamiltonian: each term in the series thus corresponds to a given number of transitions between the diabatic electronic states. For given number of transition and values of these transition times, the propagator can be formally (though not physically) identified with the adiabatic response functions, whose analytical expressions have been derived in Ref. 23 within a coherent state approach. After performing the Taylor expansion of such response function with respect to the relevant displacement, we integrate with respect to the interaction times, and obtain simple analytical expres-

sions for each of the contributions. Third-order response functions are then derived, after decomposing them into the product of three propagators. The generalization to the case of more complex models or higher-order response functions is conceptually straightforward and is briefly discussed in the final part.

The paper is organized as follows. In Section II we define the model systems to which the approach is applied. Section III contains the main results, namely the expressions of the single- and multiple-time propagators, and the corresponding (linear and nonlinear) response functions. Section IV contains the main steps in the formal derivation of the above results. Finally, we draw the conclusions in Section V.

II. THE MODEL

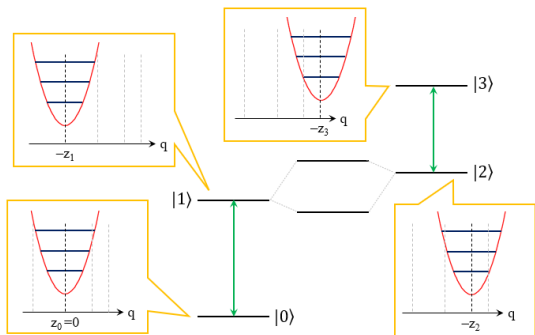


FIG. 1. First model system (A), which includes two, non-adiabatically coupled excited electronic states $|1\rangle$ and $|2\rangle$. Optical transitions (green arrows) couple $|1\rangle$ with the ground state $|0\rangle$ and $|2\rangle$ with the doubly excited state $|3\rangle$. Each electronic state $|k\rangle$ implies a displacement by $-z_k$ of the harmonic oscillator corresponding to the vibrational mode.

The present approach allows the derivation of the response function in the presence of non-adiabatic couplings between electronic and vibrational degrees of freedom. More specifically, it applies to the case where the vibrational modes can be described by harmonic oscillators and the coupling between these and the electronic degree of freedom results in an electronic-state dependent displacement of the oscillators. Besides, the non-adiaticity is described in terms of a coupling between two electronic states. The Hamiltonian reads

$$H = H_0 + V = \sum_{\xi=0}^{N-1} H_{0,\xi} + [\eta|1\rangle\langle 2| + \eta^*|2\rangle\langle 1|], \quad (1)$$

where V represents the non-adiabatic term, $H_0 = \sum_{\xi=1}^N H_{0,\xi}$ includes all the adiabatic ones, and its

electronic-state specific components are given by

$$H_{0,\xi} = |\xi\rangle\langle\xi| \left[\hbar\omega_\xi + \sum_{\zeta=1}^G \hbar\omega_\sigma (a_\zeta^\dagger + z_{\zeta,\xi})(a_\zeta + z_{\zeta,\xi}) \right]. \quad (2)$$

The eigenstates of the above Hamiltonian coincide with those of the adiabatic part, which, for $G = 1$, are spanned respectively by the basis states $\{|k; n\rangle\}$, with $k = 0$ or $k \geq 3$ (n denotes the phonon number, and varies in principle from 0 to infinity). Such eigenstates are given by $|k; n, -z_k\rangle$ ($k = 0$ and $3 \leq k \leq N$), where $|n, -z_k\rangle = \mathcal{D}(-z_k)|n\rangle$ are the displaced Fock states. Due to the non-adiabatic term V , the eigenstates $|n, -z_1\rangle$ and $|n, -z_2\rangle$ of $H_{0,1}$ and $H_{0,2}$ don't coincide with the eigenstates of H , which in general don't have a simple analytical expression. Analogous considerations apply to the case $G > 1$.

In deriving the response functions, we assume that the system dynamics is triggered by a Franck-Condon transition between the electronic states, induced by the interaction with the external electric field. This is followed by a free evolution of the system, resulting from the interplay between the electronic and vibrational degrees of freedom. In particular, we refer to two simple and yet interesting model systems, corresponding to particular cases of the above Hamiltonian H . The first one, referred to as *model A*, is represented by a four-level system with a single vibrational mode ($N = 4$, $G = 1$, Fig. 1). Within such model, we derive the expressions of the third-order response functions, which include contributions from processes such as excited state absorption, involving the doubly excited state $|3\rangle$. The second model, referred to as *model B*, is represented by a three-level system with two vibrational modes ($N = 3$, $G = 2$, Fig. 2) and can be referred to a pair of coupled monomers, each one coupled to its own (localized) vibrational mode. For this model we compute the first-order response function, and show how this can formally reduced to a single-mode response function in the case of a symmetric dimer.

III. MAIN RESULTS

The central result in the present article is represented by the time propagators between the excited states belonging to the subspace \mathcal{S}_e . Such propagators are expressed as a series of contributions, each one corresponding to a given order in the non-adiabatic interaction term V . The approach applies both to single- and to multi-time propagators, from which we derive respectively linear- and non-linear response functions.

The approach is based on the expansion of the time evolution operator in powers of the nonadiabatic term, within the interaction picture. The products of V operators corresponding to different interaction times are then written as alternating products of displacement operators and free-oscillator time-evolution operators. The

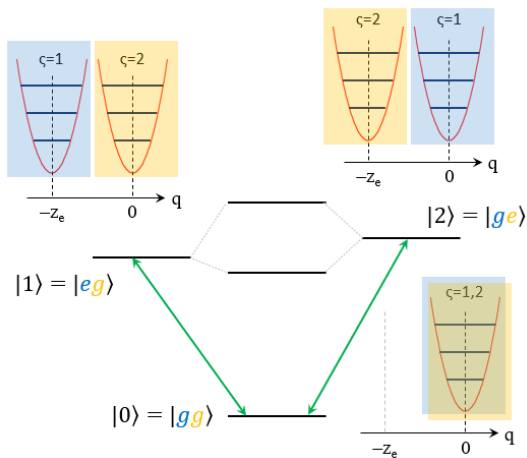


FIG. 2. Second model system (B), which includes two, non-adiabatically coupled excited electronic states $|1\rangle$ and $|2\rangle$. These correspond to the excitation respectively of the first and second monomer that form a dimer. Transitions between the ground (g) and excited state (e) of each monomer can be induced optically (green arrows). The excitation of each monomer results in a displacement by $-z_e$ of the corresponding vibrational mode (harmonic oscillator).

matrix elements of such product operators between states of the form $|k;0\rangle$, where k denotes the electronic state and 0 the ground vibrational state, formally correspond to the response functions for adiabatic models (even if their physical meaning is different). The analytic expressions of such quantities, recently derived in Ref. 23, consist in exponential functions of terms that oscillate as a function of the interaction times. These exponentials are then expanded in Taylor series, in order to make the multiple integral in the interaction times analytically solvable. As a result, the propagators (and the related response functions) are eventually written as a sum of terms, each one given by the product of an oscillating function of time and of a specific polynomial, and characterized by a given order in the nonadiabatic interaction and in the displacement.

For the sake of readability, the present Section summarizes the final results, which include the expressions of the propagators and of the response functions. The formal derivations and further details are included in Section IV.

A. Time propagators

We consider the case where the system modeled by the Hamiltonian H [Eqs. (1-2)] undergoes a Franck-Condon transition from the ground state $|0;0\rangle$ to $|1;0\rangle$, corresponding to a generic linear superposition of Hamiltonian eigenstates. This will evolve in time, under the combined effect of the adiabatic ($H_{0,e}$) and non-adiabatic (V) terms, which induces transitions between the states $|1\rangle$ and $|2\rangle$.

1. Off-diagonal elements

If the number of transitions that has taken place in the time t is odd, the initial and final excited states differ. The resulting time propagator reads ($\hbar \equiv 1$):

$$\langle 2;0|U_S|1;0\rangle = \sum_{n=0}^{\infty} (-i)^{2n+1} \eta^* |\eta|^{2n} e^{h_M(\mathbf{z})} \sum_{\mathbf{k}} \chi_M(\mathbf{z}, \mathbf{k}) e^{-i(\omega_2 + \omega_{m_0})t} f_{M,\mathbf{m},2}(t). \quad (3)$$

Here, $U_S = e^{-iHt}$ is the time-evolution operator and $M-1 = 2n+1$ defines the order of the contribution in the expansion with respect to the non-adiabatic term V . The above expression includes in principle an infinite number of terms, whose relative importance however decreases for sufficiently short times $|\eta|t \lesssim 1$.

Each term in the sum includes a time-dependent component and a prefactor. The time-dependent functions are given by the product of oscillating terms and polynomials:

$$f_{M,\mathbf{m},\sigma}(t) = \sum_{j=1}^M A_{0j}(t) e^{i\omega_{1,j-1}t}, \quad (4)$$

which depend on the order of the contribution (through M), on the final electronic state (σ , here 2), and on \mathbf{k} (through \mathbf{m} , see below). The frequencies appearing in the above exponents are defined by

$$\omega_{1j} = -\omega \sum_{i=1}^j m_i - \frac{1}{2} [(-1)^{1+\sigma} + (-1)^{j+\sigma}] \omega_{21} \quad (5)$$

for $j \geq 1$ and $\omega_{1j} = 0$ for $j = 1$. The polynomials $A_{0j}(t) = \sum_{k=0}^r a_{0jk} t^k$ are of order r , being r the number of zero frequencies amongst the ω_{kj} , for $k = 1, \dots, j$. These polynomials are defined by recursive relations, which are derived and reported in Subsection IV D. The explicit expressions of $f_{M,\mathbf{m},\sigma}(t)$ for $M = 2, \dots, 7$ are reported in Appendix A.

The time-independent prefactors depend on the vector $\mathbf{z} = (z_1, \dots, z_M)$, whose components coincide with the displacements of the oscillator, here given by $z_k = z_2$ for odd k and $z_k = z_1$ for even k . Besides, each term depends on the vector $\mathbf{k} = [k_1, \dots, k_{M(M+1)/2}]$ has components that vary, in the sum, from 0 to ∞ , while $\mathbf{m} = (m_0, \dots, m_{M-1})$ is a function of \mathbf{k} , being $m_p = l_{M-p} - l_{M-p+1}$ and

$$l_{M-p} = k_{M-p} + \sum_{q=2}^M \sum_{s=\max(0, q-p-1)}^{\min(q-1, M-p-1)} k_{qM-p-(q-1)(q-2)/2-s} \quad (6)$$

(the expression of l_{M-p+1} can be derived from the one above, by replacing p with $p-1$).

The prefactors depend on the vectors \mathbf{z} and \mathbf{k} through the functions h_M and χ_M . The former one, whose general expression is reported in Section IV, is here given by

$$h_M(\mathbf{z}) = -\frac{1}{2}Mz_{12}^2 - z_1z_2, \quad (7)$$

where $z_{ij} \equiv z_i - z_j$. The latter one χ_M , which depends both on \mathbf{z} and on \mathbf{k} , in the present case reads

$$\chi_M(\mathbf{k}, \mathbf{z}) = \frac{\prod_{p=1}^{M-1} [(-1)^p z_1 z_{21}]^{k_{1+w}} [(-1)^p z_2 z_{12}]^{k_{M-p+1+w}}}{\prod_{l=1}^{M(M+1)/2} k_l!} \times (z_1 z_2)^{k_{M(M+1)/2}} \prod_{q=2}^{M-p} [(-1)^{p+1} z_{12}^2]^{k_{q+w}}, \quad (8)$$

where $w = (p-1)M - (p-1)(p-2)/2$.

The propagator $\langle 1; 0|U_S|2; 0\rangle$, which accounts for the evolution from state $|2\rangle$ to $|1\rangle$, can be derived from that of $\langle 2; 0|U_S|1; 0\rangle$ above simply by replacing η with its complex conjugate, ω_2 with ω_1 , $f_{M,\mathbf{m},2}$ with $f_{M,\mathbf{m},1}$, and exchanging the indices 1 and 2 that appear in the vector \mathbf{z} .

2. Diagonal elements

If the number of transitions that has taken place in the time t is even, the initial and final excited states coincide. The resulting propagators read:

$$\langle \sigma, 0|U_S|\sigma, 0\rangle = \sum_{n=0}^{\infty} (-i)^{2n} |\eta|^{2n} e^{h_M(\mathbf{z})} \sum_{\mathbf{k}} \chi_M(\mathbf{z}, \mathbf{k}) e^{-i(\omega_\sigma + \omega_{m_0})t} f_{M,\mathbf{m},\sigma}(t). \quad (9)$$

Here, $M = 2n + 1$ and the vector \mathbf{z} has components $z_k = z_\sigma$ for odd k and $z_k = z_{3-\sigma}$, for even k .

The prefactors depend on the functions h_M and χ_M , which, for the above vector \mathbf{z} , take different forms with respect to the previous case. In fact, the function h_M of the displacements is given by

$$h_M(\mathbf{z}) = -\frac{1}{2}(M-1)z_{12}^2 - z_\sigma^2. \quad (10)$$

The function χ_M , which depends both on \mathbf{z} and on \mathbf{k} , reads

$$\chi_M(\mathbf{k}, \mathbf{z}) = \frac{\prod_{p=1}^{M-1} [(-1)^p z_\sigma z_{3-\sigma,\sigma}]^{k_{1+w} + k_{M-p+1+w}}}{\prod_{l=1}^{M(M+1)/2} k_l!} \times z_\sigma^{2k_{M(M+1)/2}} \prod_{q=2}^{M-p} [(-1)^{p+1} z_{12}^2]^{k_{q+w}}, \quad (11)$$

where $w = (p-1)M - (p-1)(p-2)/2$.

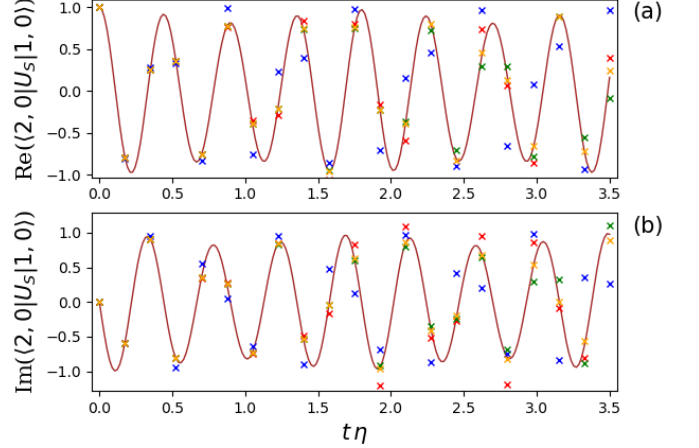


FIG. 3. Propagator corresponding to model B , obtained by including the nonadiabatic interaction up to different orders $2n$: 0 (blue symbols), 2 (red), 4 (green), 6 (orange). The solid curve corresponds to the propagator obtained by an independent approach, based on the diagonalization of the full Hamiltonian. The Hamiltonian parameters are: $z_1 = 0.1$ and $z_2 = 0$ for the first mode, $z_1 = 0$ and $z_2 = 0.1$ for the second mode; the frequencies are $\omega = 1.587$, $\omega_1 = 14.29$ and $\omega_2 = 17.14$, all in units of η ; the sum on the vectors \mathbf{k} includes all terms with $k_T = \sum_i k_i \leq 8$.

B. Linear response function

A first, straightforward application of the propagators reported in the previous Subsection is represented by the first-order response function, for the model systems A and B , schematized respectively in Fig. 1 and Fig. 2.

Model A is characterized by the presence of one vibrational mode, and only one excited state that can be optically addressed from the ground state. The resulting response function is given by:

$$\mathcal{R}_A^{(1)}(t_1) = i|\mu_{01}|^2 \sum_{n=0}^{\infty} (-i)^{2n} |\eta|^{2n} e^{h_M(\mathbf{z})} \sum_{\mathbf{k}} \chi_M(\mathbf{z}, \mathbf{k}) e^{-i(\omega_1 + \omega_{m_0})t_1} f_{M,\mathbf{m},1}(t_1), \quad (12)$$

where $h_M(\mathbf{z})$ and $\chi_M(\mathbf{z})$ are given respectively by Eq. (10) and Eq. (11). In the response function, only even-order contributions in the non-adiabatic interaction matter, because also the emission process at the end of the time evolution has to take place from the excited state $|1\rangle$. Therefore, $M = 2n + 1$ and the vector \mathbf{z} has components $z_k = z_\sigma$ for odd k , and $z_k = z_{3-\sigma}$ for even k .

The case of model B is conceptually equivalent to the previous one, but includes some additional contribution. This is due to the presence of a second vibrational mode and of a second allowed optical transition, that between the states $|0\rangle$ and $|2\rangle$. As a result, in the case of a symmetric dimer ($\omega_1 = \omega_2 \equiv \omega_e$, $\mu_{0,1} = \mu_{0,2} \equiv \mu_e$,

$z_{1,1} = z_{2,2} \equiv z_e$), the linear response function reads:

$$\begin{aligned} \mathcal{R}_B^{(1)}(t_1) = & i|\mu_{0e}|^2 \left[\sum_{n=0}^{\infty} (-i)^{2n+1} (\eta + \eta^*) |\eta|^{2n} e^{-(2n+2)z_e^2} \right. \\ & \sum_{\mathbf{k}} \chi'_{2n+2}(z_e, \mathbf{k}) e^{-i(\omega_e + \omega_{m_0})t_1} f_{2n+2, \mathbf{m}}(t_1) \\ & + 2 \sum_{n=0}^{\infty} (-i)^{2n} |\eta|^{2n} e^{-(2n+1)z_e^2} \\ & \left. \sum_{\mathbf{k}} \chi'_{2n+1}(z_e, \mathbf{k}) e^{-i(\omega_e + \omega_{m_0})t_1} f_{2n+1, \mathbf{m}}(t_1) \right]. \quad (13) \end{aligned}$$

Here, the first (second) term corresponds to pathways with an odd (even) number of non-adiabatic processes, such that the absorption and emission processes involve different (the same) excited states. We note that, due to the degeneracy between the two excited states, $\omega_{12} = 0$ and the $f_{M, \mathbf{m}, 1} = f_{M, \mathbf{m}, 2} \equiv f_{M, \mathbf{m}}$.

The fact that the two-level systems are identical implies that the vibrational modes are characterized by the same frequency and undergo the same displacement z_e in passing from the ground state $|g\rangle$ to the excited state $|e\rangle$. This leads to a simplification of the propagator and of the resulting response function, which can be written formally as in the single-mode case, apart from the replacement of $h_M(\mathbf{z})$ with $h'_M(\mathbf{z}) = -Mz_e^2$ and of the function χ with

$$\begin{aligned} \chi'_M(\mathbf{k}, z_e) = & \frac{\prod_{p=1}^{M-1} [(-1)^{p+1} z_e^{2k_{1+w} + k_{M-p+1+w}}]}{\prod_{l=1}^{M(M+1)/2} k_l!} \\ & \times \frac{1}{2} [1 - (-1)^M] z_e^{2k_{M(M+1)/2}} \prod_{q=2}^{M-p} [2(-1)^{p+1} z_{12}^2]^{k_{q+w}}, \quad (14) \end{aligned}$$

where $w = (p-1)M - (p-1)(p-2)/2$.

In order to test the approach, we compare the response function obtained with the present approach with one computed with a completely independent method. This consists in diagonalizing H and propagating the initial state $|1; 0\rangle$ by expanding it in the basis of the Hamiltonian eigenstates. As shown in Fig. 3, the results of the perturbative approach (symbols) converge to the non-perturbative results (solid line) for increasing number of terms in the expansion. Terms of increasing order are clearly required for increasing time t . In this particular case, a good agreement for $t\eta > 1$ requires the inclusion of terms up to 6-th order in the nonadiabatic coupling V .

C. Nonlinear response function

The expression of the single-time propagator represents a starting point for the derivation of multi-time propagators, which can be directly related to nonlinear response functions. In particular, we focus hereafter on

the response functions of third order in the light-matter interaction.

Third-order response functions are expressed with respect to the waiting times t_1 , t_2 , and t_3 , corresponding to the time intervals between consecutive interactions with the field. Besides, one can distinguish between the different contributions (pathways), based on the underlying physical process: ground-state bleaching, stimulated emission, photo-induced absorption, and double quantum coherence. In all these cases, the expressions of the response functions include the functions of the displacements h_M and χ_M , which we report hereafter. The function h_M is given by

$$h_M(\mathbf{z}) = - \sum_{p=1}^M \sum_{q=1}^{M-p+1} z_{j_{q-1}j_q} z_{j_{q+p-1}j_{q+p}}, \quad (15)$$

where $z_{ij} \equiv z_i - z_j$. The function χ_M , which also depends on \mathbf{k} , reads

$$\chi_M(\mathbf{k}, \mathbf{z}) = \frac{\prod_{p=1}^M \prod_{q=1}^{M-p+1} (z_{j_{q-1}j_q} z_{j_{q+p-1}j_{q+p}})^{k_{q+w}}}{\prod_{l=1}^{M(M+1)/2} k_l!}, \quad (16)$$

where $w = (p-1)M - (p-1)(p-2)/2$.

1. Ground-state bleaching

The ground state bleaching is associated with those pathways where both the ket and the bra are in the ground state during the second waiting time. It includes a rephasing and a non-rephasing contribution, which are treated separately hereafter.

The rephasing contribution corresponds in the perturbative (or Mukamelian) approach to the following sequence of transitions between operators: $|0\rangle\langle 0| \rightarrow |0\rangle\langle j| \rightarrow |0\rangle\langle 0| \rightarrow |k\rangle\langle 0| \rightarrow |0\rangle\langle 0|$, where $|j\rangle$ and $|k\rangle$ are optically excited states. The response function reads:

$$\begin{aligned} \mathcal{R}_2^{(3)} = & -i|\mu_{01}|^4 \sum_{n_L, n_R=0}^{\infty} (-i)^{2(n_L+n_R)} |\eta|^{2(n_L+n_R)} \\ & e^{h_M(\mathbf{z})} \sum_{\mathbf{k}} \chi_M(\mathbf{z}, \mathbf{k}) f_{M_L, \mathbf{m}_L, 1}(-t_1) f_{M_R, \mathbf{m}_R, 1}(t_3) \\ & e^{i(m_{L,0}\omega + \omega_1)t_1} e^{im_C\omega(t_2+t_3)} e^{-i(m_{R,0}\omega + \omega_1)t_3}. \quad (17) \end{aligned}$$

The M -dimensional vector \mathbf{z} has the l -th component $z_l = z_{j_l}$, where all the odd-numbered indices are $j_{2k+1} = 1$ and all the even-numbered are $j_{2k} = 2$, apart from $j_0 = j_{M_L+1} = j_{M+1} = 0$. The overall order $M-3 = 2(n_L + n_R)$ in the non-adiabatic coupling results from $2n_L$ ($2n_R$) virtual transitions in the evolution of the bra (ket) during the first (third) waiting time.

The non-rephasing contribution corresponds to the following sequence of transitions: $|0\rangle\langle 0| \rightarrow |k\rangle\langle 0| \rightarrow$

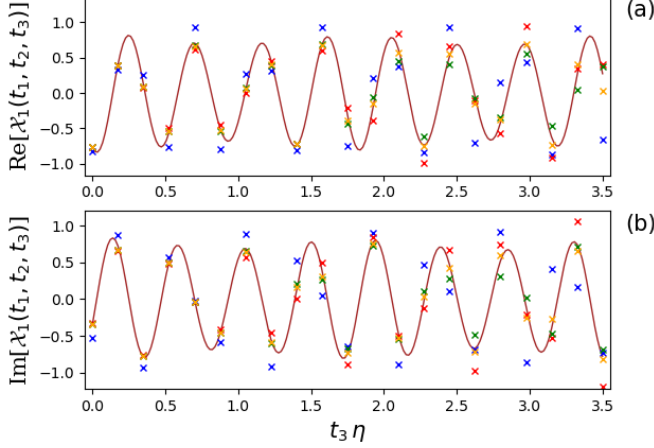


FIG. 4. Multitime propagator for model *A* and corresponding, up to a constant prefactor, to the third-order response function: ground state bleaching, refocusing contribution. The symbols correspond to the results obtained with the perturbative approach, by including terms up to a given order $2(n_L + n_R)$ in the nonadiabatic coupling V : 0 (blue), 2 (red), 4 (green), 6 (orange). The solid line represents the results obtained by an independent nonperturbative approach. The Hamiltonian parameters are: $z_1 = 0.1$, $z_2 = 0.2$ and $z_3 = 0.15$; the frequencies are $\omega = 1.587$, $\omega_1 = 14.29$ and $\omega_2 = 17.14$, all in units of η ; the sum on the vectors \mathbf{k} includes all terms with $k_T = \sum_i k_i \leq 8$. The plots report the dependence on t_3 , for $t_1\eta = 0.7$ and $t_2 = 0$.

$|0\rangle\langle 0| \rightarrow |j\rangle\langle 0| \rightarrow |0\rangle\langle 0|$, where $|j\rangle$ and $|k\rangle$ are optically excited states. Its expression reads:

$$\begin{aligned} \mathcal{R}_5^{(3)} = & -i \frac{|\mu_{01}|^4}{\hbar^3} \sum_{n_L, n_R=0}^{\infty} (-i)^{2(n_L+n_R)} |\eta|^{2(n_L+n_R)} \\ & e^{h_M(\mathbf{z})} \sum_{\mathbf{k}} \chi_M(\mathbf{z}, \mathbf{k}) f_{M_L, \mathbf{m}_L, 1}(t_3) f_{M_R, \mathbf{m}_R, 1}(t_1) \\ & e^{-i(m_L, 0\omega + \omega_1)t_3} e^{-im_C\omega t_2} e^{-i(m_R, 0\omega + \omega_1)t_1}. \end{aligned} \quad (18)$$

The M -dimensional vector \mathbf{z} has the l -th component $z_l = z_{j_l}$, where all the odd-numbered indices are $j_{2k+1} = 1$ and all the even-numbered are $j_{2k} = 2$, apart from $j_0 = j_{M+1} = j_{M+1} = 0$. The overall order $M - 3 = 2(n_L + n_R)$ in the non-adiabatic coupling results from $2n_L$ ($2n_R$) virtual transitions in the evolution of the ket (bra) during the third (first) waiting time.

In order to test these analytical results, we compare the third-order response function obtained for the refocusing contribution with that derived by numerical diagonalization of the Hamiltonian. As shown in Fig. 4, the results of the perturbative approach (symbols) converge to the nonperturbative results (solid line) for increasing number of terms in the expansion. Terms of increasing order are clearly required for increasing values of t_3 and (not shown) of t_1 . The value of t_2 is irrelevant in this perspective, because nonadiabatic transitions can take place

during the second waiting time, when the system state evolves within the ground state manifold.

2. Stimulated emission

The stimulated emission is associated with those paths where both the ket and the bra are in the excited-state subspace \mathcal{S}_e state during the second waiting time. It includes a rephasing and a non-rephasing contribution.

The rephasing contribution corresponds to transitions $|0\rangle\langle 0| \rightarrow |k\rangle\langle 0| \rightarrow |k\rangle\langle j| \rightarrow |0\rangle\langle j| \rightarrow |0\rangle\langle 0|$, where $|j\rangle$ and $|k\rangle$ are eigenstates of H_e . Its expression reads:

$$\begin{aligned} \mathcal{R}_1^{(3)} = & -i|\mu_{01}|^4 \sum_{n_L, n_R=0}^{\infty} (-i)^{2(n_L+n_R)} |\eta|^{2(n_L+n_R)} \\ & e^{h_M(\mathbf{z})} \sum_{\mathbf{k}} \chi_M(\mathbf{z}, \mathbf{k}) f_{M_L, \mathbf{m}_L, 1}(-t_1) f_{M_R, \mathbf{m}_R, 1}(t_2 + t_3) \\ & e^{i(m_L, 0\omega + \omega_1)t_1} e^{im_C\omega t_3} e^{-i(m_R, 0\omega + \omega_1)(t_2 + t_3)}. \end{aligned} \quad (19)$$

The M -dimensional vector \mathbf{z} has the l -th component $z_l = z_{j_l}$, where all the odd-numbered indices are $j_{2k+1} = 1$ and all the even-numbered are $j_{2k} = 2$, apart from $j_0 = j_{M+1} = j_{M+1} = 0$. The overall order $M - 3 = 2(n_L + n_R)$ in the non-adiabatic coupling results from $2n_L$ ($2n_R$) virtual transitions in the evolution of the bra (ket) during the first (second and third) waiting time(s).

The non-rephasing contribution corresponds to transitions $|0\rangle\langle 0| \rightarrow |j\rangle\langle 0| \rightarrow |j\rangle\langle k| \rightarrow |j\rangle\langle 0| \rightarrow |0\rangle\langle 0|$, where $|j\rangle$ and $|k\rangle$ are eigenstates of H_e . Its expression reads:

$$\begin{aligned} \mathcal{R}_4^{(3)} = & -i|\mu_{01}|^4 \sum_{n_L, n_R=0}^{\infty} (-i)^{2(n_L+n_R)} |\eta|^{2(n_L+n_R)} \\ & e^{h_M(\mathbf{z})} \sum_{\mathbf{k}} \chi_M(\mathbf{z}, \mathbf{k}) f_{M_L, \mathbf{m}_L, 1}(-t_2) f_{M_R, \mathbf{m}_R, 1}(t_1 + t_2 + t_3) \\ & e^{i(m_L, 0\omega + \omega_1)t_2} e^{im_C\omega t_3} e^{-i(m_R, 0\omega + \omega_1)(t_1 + t_2 + t_3)}. \end{aligned} \quad (20)$$

The M -dimensional vector \mathbf{z} has the l -th component $z_l = z_{j_l}$, where all the odd-numbered indices are $j_{2k+1} = 1$ and all the even-numbered are $j_{2k} = 2$, apart from $j_0 = j_{M+1} = j_{M+1} = 0$. The overall order $M - 3 = 2(n_L + n_R)$ in the non-adiabatic coupling results from $2n_L$ ($2n_R$) virtual transitions in the evolution of the bra (ket) during the second (three) waiting time(s).

3. Excited state absorption

The excited state absorption is associated to those paths where both the ket and the bra are in an excited state subspace \mathcal{S}_e during the second waiting time, and the ket undergoes a further excitation process at the end of such period.

The response function associated to the rephasing contribution corresponds to transitions $|0\rangle\langle 0| \rightarrow |0\rangle\langle j| \rightarrow$

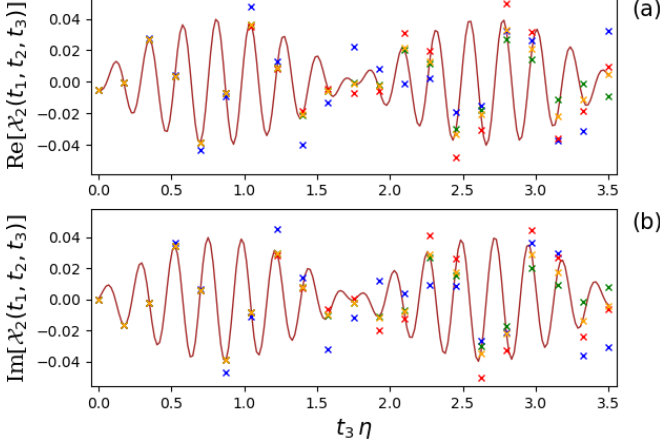


FIG. 5. Multitime propagator for model A and corresponding, up to a constant prefactor, to the third-order response function: excited state absorption, refocusing contribution. The symbols correspond to the results obtained with the perturbative approach, by including terms up to a given order $2(n_L + n_R)$ in the nonadiabatic coupling V : 2 (blue), 4 (red), 6 (green), 8 (orange). The solid line represents the results obtained by an independent nonperturbative approach. The Hamiltonian parameters are: $z_1 = 0.1$, $z_2 = 0.2$ and $z_3 = 0.15$; the frequencies are $\omega = 1.587$, $\omega_1 = 14.29$ and $\omega_2 = 17.14$, all in units of η ; the sum on the vectors \mathbf{k} includes all terms with $k_T = \sum_i k_i \leq 8$. The plots report the dependence on t_3 , for $t_1 = 0$ and $t_2 \eta = 0.07$.

$|k\rangle\langle j| \longrightarrow |l\rangle\langle j| \longrightarrow |j\rangle\langle j|$, where $|j\rangle$ and $|k\rangle$ are eigenstates of H_e and $|l\rangle$ is a doubly excited state. Its expression reads:

$$\mathcal{R}_3^{(3)} = i|\mu_{01}\mu_{23}|^2 \sum_{n_L, n_R=0}^{\infty} (-i)^{2(n_L+n_R+1)} |\eta|^{2(n_L+n_R+1)} e^{h_M(\mathbf{z})} \sum_{\mathbf{k}} \chi_M(\mathbf{z}, \mathbf{k}) f_{M_L, \mathbf{m}_L, 1}(-t_1 - t_2 - t_3) f_{M_R, \mathbf{m}_R, 1}(t_2) e^{i(m_{L,0}\omega + \omega_1)(t_1+t_2+t_3)} e^{-i(m_C\omega + \omega_3)t_3} e^{-i(m_{R,0}\omega + \omega_2)t_2}. \quad (21)$$

The M -dimensional vector \mathbf{z} has the l -th component $z_l = z_{j_l}$, where all the odd-numbered indices are $j_{2k+1} = 1$, apart from $j_{M_L+1} = 3$, and all the even-numbered are $j_{2k} = 2$, apart from $j_0 = j_{M+1} = 0$. The overall order $M - 3 = 2(n_L + n_R) + 2$ in the non-adiabatic coupling results from $2n_R + 1$ ($2n_L + 1$) virtual transitions in the evolution of the ket (bra) during the second (three) waiting time(s).

The response function associated to the non-rephasing contribution corresponds to transitions $|0\rangle\langle 0| \longrightarrow |j\rangle\langle 0| \longrightarrow |j\rangle\langle k| \longrightarrow |l\rangle\langle k| \longrightarrow |k\rangle\langle k|$, where $|j\rangle$ and $|k\rangle$ are eigenstates of H_e and $|l\rangle$ is a doubly excited state.

Its expression reads:

$$\mathcal{R}_6^{(3)} = i|\mu_{01}\mu_{23}|^2 \sum_{n_L, n_R=0}^{\infty} (-i)^{2(n_L+n_R+1)} |\eta|^{2(n_L+n_R+1)} e^{h_M(\mathbf{z})} \sum_{\mathbf{k}} \chi_M(\mathbf{z}, \mathbf{k}) f_{M_L, \mathbf{m}_L, 1}(-t_2 - t_3) f_{M_R, \mathbf{m}_R, 1}(t_1 + t_2) e^{i(m_{L,0}\omega + \omega_1)(t_2+t_3)} e^{-i(m_C\omega + \omega_3)t_3} e^{-i(m_{R,0}\omega + \omega_2)(t_1+t_2)}. \quad (22)$$

The M -dimensional vector \mathbf{z} has the l -th component $z_l = z_{j_l}$, where all the odd-numbered indices are $j_{2k+1} = 1$, apart from $j_{M_L+1} = 3$, and all the even-numbered are $j_{2k} = 2$, apart from $j_0 = j_{M+1} = 0$. The overall order $M - 3 = 2(n_L + n_R) + 2$ in the non-adiabatic coupling results from $2n_R + 1$ ($2n_L + 1$) virtual transitions in the evolution of the ket (bra) during the first and second (second and third) waiting times.

In order to test these analytical results, we compare the third-order response function obtained for the refocusing contribution with that derived by numerical diagonalization of the Hamiltonian. As shown in Fig. 5, the results of the perturbative approach (symbols) converge to the nonperturbative results (solid line) for increasing number of terms in the expansion. Terms of increasing order are clearly required for increasing values of t_3 and (not shown) of t_1 , while the value of t_2 is irrelevant in this respect.

4. Double quantum coherence

We finally consider the pathways that involve coherences between the ground and a doubly excited state. These give rise to two kinds of contributions.

The response function associated to the first kind of contributions corresponds to transitions $|0\rangle\langle 0| \longrightarrow |j\rangle\langle 0| \longrightarrow |l\rangle\langle 0| \longrightarrow |l\rangle\langle k| \longrightarrow |k\rangle\langle k|$, where $|j\rangle$ and $|k\rangle$ are eigenstates of H_e and $|l\rangle$ is a doubly excited state. Its expression reads:

$$\mathcal{R}_7^{(3)} = i|\mu_{01}\mu_{23}|^2 \sum_{n_L, n_R=0}^{\infty} (-i)^{2(n_L+n_R+1)} |\eta|^{2(n_L+n_R+1)} e^{h_M(\mathbf{z})} \sum_{\mathbf{k}} \chi_M(\mathbf{z}, \mathbf{k}) f_{M_L, \mathbf{m}_L, 1}(-t_3) f_{M_R, \mathbf{m}_R, 1}(t_1) e^{i(m_{L,0}\omega + \omega_1)t_3} e^{-i(m_C\omega + \omega_3)(t_2+t_3)} e^{-i(m_{R,0}\omega + \omega_2)t_1}. \quad (23)$$

The M -dimensional vector \mathbf{z} has the l -th component $z_l = z_{j_l}$, where all the odd-numbered indices are $j_{2k+1} = 1$, apart from $j_{M_L+1} = 3$, and all the even-numbered are $j_{2k} = 2$, apart from $j_0 = j_{M+1} = 0$. The overall order $M - 3 = 2(n_L + n_R) + 2$ in the non-adiabatic coupling results from $2n_R + 1$ ($2n_L + 1$) virtual transitions in the evolution of the ket (bra) during the first (third) waiting time.

The response function associated to the second kind of contributions corresponds to transitions $|0\rangle\langle 0| \longrightarrow$

$|j\rangle\langle 0| \longrightarrow |l\rangle\langle 0| \longrightarrow |k\rangle\langle 0| \longrightarrow |0\rangle\langle 0|$, where $|j\rangle$ and $|k\rangle$ are eigenstates of H_e and $|l\rangle$ is a doubly excited state. Its expression reads:

$$\begin{aligned} \mathcal{R}_8^{(3)} = & -i|\mu_{01}\mu_{23}|^2 \sum_{n_L, n_R=0}^{\infty} (-i)^{2(n_L+n_R+1)} |\eta|^{2(n_L+n_R+1)} \\ & e^{h_M(\mathbf{z})} \sum_{\mathbf{k}} \chi_M(\mathbf{z}, \mathbf{k}) f_{M_L, \mathbf{m}_L, 1}(t_3) f_{M_R, \mathbf{m}_R, 1}(t_2) \\ & e^{-i(m_L, 0\omega + \omega_1)t_3} e^{-i(m_C\omega + \omega_3)t_2} e^{-i(m_R, 0\omega + \omega_1)t_2}. \end{aligned} \quad (24)$$

The M -dimensional vector \mathbf{z} has the l -th component $z_l = z_{j_l}$, where all the odd-numbered indices are $j_{2k+1} = 1$, apart from $j_{M_L+1} = 3$, and all the even-numbered are $j_{2k} = 2$, apart from $j_0 = j_{M+1} = 0$. The overall order $M - 3 = 2(n_L + n_R) + 2$ in the non-adiabatic coupling results from $2n_R + 1$ ($2n_L + 1$) virtual transitions in the evolution of the ket during the first (third) waiting time.

IV. DERIVATIONS

In the following, we provide the formal derivation of the results reported in Sec. III.

A. Time-evolution operator

The starting point is the introduction of an interaction picture, based on the separation of the adiabatic and non-adiabatic components of the Hamiltonian: $H = (H_g + H_{0,e} + H_b) \equiv H_0 + V$. The terms corresponding to the ground (H_g) and doubly-occupied states (H_b) are by assumption adiabatic, while the projection of the Hamiltonian onto the subspace $\mathcal{S}_e = \{|1\rangle, |2\rangle\}$ includes both an adiabatic ($H_{0,e}$) and a non-adiabatic (V) term. Hereafter, the focus is on the free dynamics that takes place within the subspace \mathcal{S}_e , which can undergo optical transitions from and to the ground- and doubly-occupied states.

In the interaction picture, the time-dependent state is given by ($\hbar = 1$): $|\psi_I(t)\rangle = e^{iH_0 t} e^{-iH t} |\psi(0)\rangle \equiv U_I |\psi(0)\rangle$, where the interaction-picture time evolution operator reads³⁹:

$$U_I(t) = 1 + \sum_{n=1}^{\infty} (-i)^n \int_0^t dt_1 \cdots \int_0^{t_{n-1}} dt_n V_I(t_1) \cdots V_I(t_n). \quad (25)$$

From this, one can obtain the time evolution operator in the Schrödinger picture, which is given by: $U_S = e^{-iH t} = e^{-iH_0 t} U_I$.

The non-adiabatic operator corresponds to $V_I(t) = e^{iH_0 t} V e^{-iH_0 t} = e^{iH_{0,e} t} V e^{-iH_{0,e} t}$, where the exponential operators can be expressed in terms of the displacement

operators $\mathcal{D}(\alpha) = e^{\alpha a^\dagger - \alpha^* a}$ as follows:

$$e^{\pm iH_{0,e} t} = \sum_{\sigma=1}^2 |\sigma\rangle\langle\sigma| e^{\pm i\omega_\sigma t} \mathcal{D}(-z_\sigma) e^{\pm i\omega a^\dagger t} \mathcal{D}(z_\sigma), \quad (26)$$

being z_σ the displacement corresponding to the electronic state σ . From this it follows that the non-adiabatic component of the Hamiltonian, in the interaction picture, is given by:

$$\begin{aligned} V_I(t) = & \eta|1\rangle\langle 2| e^{i\omega_{12} t} \mathcal{D}(-z_1) e^{i\omega a^\dagger t} \\ & \mathcal{D}(z_{12}) e^{-i\omega a^\dagger t} \mathcal{D}(z_2) + \text{H.c.}, \end{aligned} \quad (27)$$

where $\omega_{12} \equiv \omega_1 - \omega_2 = -\omega_{21}$.

The products of an odd number of operators \hat{V} that appear in Eq. (25) can thus be written as

$$\begin{aligned} V_I(t_1) \cdots V_I(t_{2n+1}) = & \eta|\eta|^{2n} |1\rangle\langle 2| e^{i\omega_{21} \sum_{k=1}^{2n+1} (-1)^k t_k} \\ & \mathcal{D}(-z_2) \left\{ \prod_{l=1}^{2n+2} \mathcal{D}[(-1)^l z_{12}] e^{i\omega a^\dagger a(t_l - t_{l-1})} \right\} \mathcal{D}(z_2) + \text{H.c.}, \end{aligned} \quad (28)$$

where $t_0 = t_{2n+2} = 0$. They physically correspond to contributions where the system undergoes $2n+1$ hopping processes between the states $|1\rangle$ and $|2\rangle$, at the times $t_{2n+1} < t_{2n} < \cdots < t_1$, eventually passing from one to the other.

The products of an even number of non-adiabatic operators are diagonal in the basis of the adiabatic states and read:

$$\begin{aligned} V_I(t_1) \cdots V_I(t_{2n}) = & |\eta|^{2n} |1\rangle\langle 1| e^{i\omega_{21} \sum_{k=1}^{2n} (-1)^k t_k} \\ & \mathcal{D}(-z_2) \left\{ \prod_{l=1}^{2n+1} \mathcal{D}[(-1)^l z_{12}] e^{i\omega a^\dagger a(t_l - t_{l-1})} \right\} \mathcal{D}(z_1) \\ & + |\eta|^{2n} |2\rangle\langle 2| e^{i\omega_{12} \sum_{k=1}^{2n} (-1)^k t_k} \\ & \mathcal{D}(-z_1) \left\{ \prod_{l=1}^{2n+1} \mathcal{D}[(-1)^l z_{21}] e^{i\omega a^\dagger a(t_l - t_{l-1})} \right\} \mathcal{D}(z_2), \end{aligned} \quad (29)$$

where $t_0 = t_{2n+1} = 0$. They physically correspond to contributions where the system undergoes $2n$ hopping processes between the states $|1\rangle$ and $|2\rangle$, at the times $t_{2n} < t_{2n-1} < \cdots < t_1$, eventually returning to the original state.

B. Propagators at defined interaction times

From the above equations it follows that the matrix element between the electronic states $|\sigma\rangle$ and $|\sigma'\rangle$ (where $\sigma, \sigma' = 1, 2$) of the products $e^{-iH_{0,e} t} V_I(t_1) \cdots V_I(t_{M-1})$ can always be written as alternating sequences of displacement operators and free-oscillator time-evolution

operators. The expectation value of such operators in the vacuum state $|0\rangle$ of the vibrational mode has a well defined analytical expression of the adiabatic response function, which reads²³:

$$R_{j_1 j_M}^{(v,M)} = \exp[h_M(\mathbf{z})] \times \exp\left(-\sum_{k=1}^M \sum_{l=1}^{M-k+1} z_{j_{l-1}, j_l} z_{j_{l+k-1}, j_{l+k}} \prod_{p=l}^{l+k-1} v_p\right). \quad (30)$$

The function h_M of the displacements is given in Eq. (15). We stress that $R^{(v,M)}$ formally coincides with the response function in the adiabatic case, but has here a different physical interpretation. In particular, the transition between electronic states were induced there by the interaction of the system with the electric field in that case, and here by the nonadiabatic term V . In order to stress such difference, the actual response function for the non-adiabatic model that is considered in the present paper is denoted with the symbol \mathcal{R} .

The adiabatic response function $R^{(v,M)}$ can be associated to a time evolution of the system state induced by an Hamiltonian that is piecewise constant and undergoes abrupt transitions between $H_{0,1}$ and $H_{0,2}$ as the system undergoes transitions between the electronic state $|1\rangle$ or $|2\rangle$. In particular, the Hamiltonian is constant during each of the M time intervals, $t_{k-1} - t_k$ ($k = 1, \dots, M$, $t_0 = t$ and $t_M = 0$), delimited by two consecutive transitions. At each time interval one can associate a function $v_k = e^{-i\omega(t_{k-1}-t_k)}$, which appears in the expression of $R^{(v,M)}$, and an index $j_k = 1, 2$, which specifies the electronic state and thus the Hamiltonian H_{0,j_k} that induces the time evolution. The index j_k also specifies the relevant displacement z_{j_k} , whose differences give the parameters $z_{j_{k-1}, j_k} \equiv z_{j_{k-1}} - z_{j_k}$ ($j_0 = j_{M+1} = 0$) that multiply the functions v_k and their products in Eq. (30). We follow the convention adopted in Ref. 23 and count the time intervals from the bottom right corner of the Feynman diagram to the bottom left corner, proceeding counterclockwise (see examples below).

In the case of products of odd-order terms, the expectation value that enters the expression of the matrix element $\langle 1, 0|U_S|2, 0\rangle$ reads:

$$\langle 1, 0|e^{-iH_{0,1}t} V_I(t_1) \dots V_I(t_{M-1})|2, 0\rangle = e^{-i\omega_1 t} \eta |\eta|^{2n} e^{i\omega_{21} \sum_{k=1}^{2n+1} (-1)^k t_k} R_{12}^{(v,M)}(t, t_1, \dots, t_{M-1}) \quad (31)$$

where $M = 2n + 2$, $j_{2k} = 2$, $j_{2k+1} = 1$, apart from $j_0 = j_{M+1} = 0$. The corresponding Feynman diagrams are characterized by $M+1$ arrows, all on the left side [Fig. 6(b)], with the state before the first interaction and after the last one both coinciding with $|0\rangle$, and in between an alternation of states $|1\rangle$ and $|2\rangle$. The time-independent term in the exponent of the adiabatic response function is given by $h_M(\mathbf{z}) = -\frac{1}{2} M z_{12}^2 - z_1 z_2$. The expression of the propagator $\langle 2, 0|e^{-iH_{0,2}t} V_I(t_1) \dots V_I(t_{M-1})|1, 0\rangle$ [see Fig. 6(a)] can be obtained from the above expression by

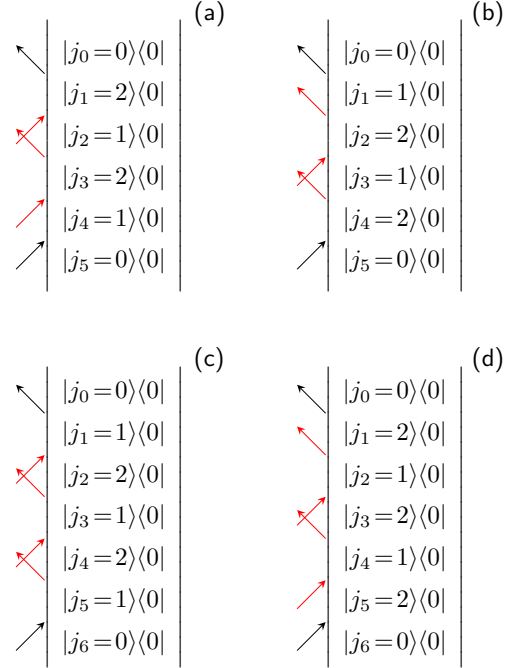


FIG. 6. Representation in terms of the double-sided Feynman diagrams of the response functions $R_{21}^{(v,4)}$ (a), $R_{12}^{(v,4)}$ (b), $R_{11}^{(v,5)}$ (c), $R_{22}^{(v,5)}$ (d). The first and last (black) arrows correspond to transitions from and to the electronic ground state $|0\rangle$, induced by the electric field. The intermediate (red) arrows represent transitions between the excited states $|1\rangle$ and $|2\rangle$, induced by the non-adiabatic term V in the Hamiltonian.

swapping the indices 1 and 2 that define the electronic states and by replacing η with its complex conjugate.

In the case of even-order terms, the expectation value that enters the expression of the matrix element $\langle \sigma, 0|U_S|\sigma, 0\rangle$ reads:

$$\langle \sigma, 0|e^{-iH_{0,\sigma}t} V_I(t_1) \dots V_I(t_{M-1})|\sigma, 0\rangle = e^{-i\omega_\sigma t} |\eta|^{2n} e^{i\omega_{12} \sum_{k=1}^{2n} (-1)^{k+\sigma} t_k} R_{\sigma\sigma}^{(v,M)}(t, t_1, \dots, t_{M-1}) \quad (32)$$

where $\sigma = 1, 2$, $M = 2n + 1$, $j_{2k} = 3 - \sigma$, $j_{2k+1} = \sigma$, apart from $j_0 = j_{M+1} = 0$. The corresponding Feynman diagrams are characterized by $M + 1$ arrows, all on the left side [Fig. 6(c,d)], with the state before the first interaction and after the last one both coinciding with $|0\rangle$, in between an alternation of $|1\rangle$ and $|2\rangle$. The time-independent term in the exponent of the adiabatic response function is given by $h_M(\mathbf{z}) = -\frac{1}{2}(M-1)z_{12}^2 - z_\sigma^2$.

C. Taylor expansion of the propagator

In order to compute the integrals with respect to the interaction times, we expand the response functions $R_{\sigma\sigma'}^{(v,M)}$ in Taylor series with respect to all the exponentials that appear in the exponent. In particular, the re-

sponse function of order M is given by the sum of $M(M+1)/2$ terms: the first M terms v_1, v_2, \dots, v_M correspond to the individual time intervals $t - t_1, t_1 - t_2, \dots, t_{M-1}$, the following $M-1$ terms $v_1 v_2, v_2 v_3, \dots, v_{M-1} v_M$ correspond to the double time intervals $t - t_2, t_1 - t_3, \dots, t_{M-2}$; and so on until the last term $v_1 v_2 \dots v_{M-1} v_M$, which corresponds to the M -tuple time interval t . The Taylor expansion thus gives:

$$\begin{aligned} R^{(v,M)} &= e^{h_M(\mathbf{z})} \sum_{\mathbf{k}} \frac{(z_\sigma z_{\sigma\bar{\sigma}})^{k_1} \dots (z_\sigma z_{\sigma'})^{k_{M(M+1)/2}}}{k_1! \dots k_{M(M+1)/2}!} \\ &\quad e^{-i\omega k_1 t_{M-1}} \dots e^{-i\omega k_{M+1} t_{M-2}} \dots e^{-i\omega k_{M(M+1)/2} t} \\ &= e^{h(\mathbf{z})} \sum_{\mathbf{k}} \chi(\mathbf{z}, \mathbf{k}) \prod_{p=0}^{M-1} e^{-i\omega t_p m_p}, \end{aligned} \quad (33)$$

where $\mathbf{z} = (z_1, \dots, z_M)$ and $\mathbf{k} = [k_1, \dots, k_{M(M+1)/2}]$, with the components k_i that vary from 0 to ∞ .

In the last equation above, the $M(M+1)/2$ oscillating terms are reduced to the M terms that depend on one of the times t_k . The exponent of each factor in the last line above, $m_p = l_{M-p} - l_{M-p+1}$ ($p = 0, \dots, M-1$), depends on \mathbf{k} through the expression reported in Eq. (6). The function χ_M depends both on \mathbf{z} and on \mathbf{k} , through the expression reported in Eq. (16). As a result, the propagator corresponding to defined interaction times is expressed as sum of terms, each one given by a product of exponential functions of the times.

D. Integration over the interaction times

In order to derive the matrix elements of the time-evolution operator U_S , one finally needs to integrate the above quantities, multiplied by the additional oscillating terms [see Eqs. (28,29)], with respect to the $M-1$ times t_p . The multiple integral gives rise to the following expression:

$$f_{M,\mathbf{m},\sigma}(t) = \prod_{p=1}^{M-1} \int_0^{t_{p-1}} dt_p e^{i\omega_{pp} t_p} = \sum_{j=1}^M A_{0j}(t) e^{i\omega_{1,j-1} t} \quad (34)$$

where $\mathbf{m} \equiv (m_0, m_1, \dots, m_{M-1})$. It thus results in the presence of $M-1$ main frequencies $\omega_{1,j-1}$ ($j = 2, \dots, M$), where

$$\omega_{kj} = -\omega \sum_{i=k}^j m_i - \frac{1}{2} [(-1)^{k+\sigma} + (-1)^{j+\sigma}] \omega_{21} \quad (35)$$

for $k \leq j$ and $\omega_{kj} = 0$ for $k > j$. Each $A_{0j}(t) = \sum_{k=0}^r a_{0jk} t^k$ is a polynomial of order r , being r the number of zero frequencies amongst the ω_{kj} , for $k = 1, \dots, j$.

If none of the above frequencies vanishes, then the polynomials $A_{M-1-k,j}(t)$ (defined for $k = 1, \dots, M-1$ and $j = 1, \dots, k+1$) reduce to constants. By sequentially performing the integrals in Eq. (34), one can show that

the following recurrence relations apply, starting from $A_{M-1,1} = 1$:

$$A_{M-1-k,j} = \frac{A_{M-k,j-1}}{i\omega_{M-k,M-2-k+j}} \quad (36)$$

$$A_{M-1-k,1} = - \sum_{j=2}^{k+1} A_{M-1-k,j}. \quad (37)$$

Combining together the above equations, one can eventually express all the coefficients that enter the expression of the functions $f_{M,\mathbf{m},\sigma}(t)$ in terms of the frequencies ω_{ij} :

$$A_{0,M-m} = \frac{(-1)^m i^{1-M}}{\prod_{k=1}^{M-m-1} \omega_{k,M-m-1} \prod_{l=M-m}^{M-1} \omega_{M-m,l}}. \quad (38)$$

In the presence of zero frequencies, the above recursive relations have to be modified. In particular, if $\omega_{M-k,M-k+j-2} \neq 0$, then

$$a_{M-k-1,j,r} = \sum_{s=r}^b \frac{s!}{r!} \frac{(-1)^{s-r} a_{M-k,j-1,s}}{(i\omega_{M-k,M-k+j-2})^{s-r+1}}, \quad (39)$$

where b is the order of the polynomial $A_{M-k,j-1}$, and the constant term in the polynomial is given by

$$a_{M-k-1,1,0} = - \sum_{j=2}^{k+1} a_{M-k-1,j,0}. \quad (40)$$

If instead $\omega_{M-k,M-k+j-2} = 0$, then

$$a_{M-1-k,j,r} = \frac{1}{r} a_{M-k,j-1,r-1} \quad (41)$$

and $a_{M-k-1,j,0} = 0$.

We are now in the condition of writing the final expression of the propagators $\langle \sigma; 0 | U_S | \sigma'; 0 \rangle$, with $\sigma, \sigma' = 1, 2$. These are in fact obtained by combining together the above expressions of the functions $f_{M,\mathbf{m},\sigma}(t)$ with the expansion of the time-evolution operator with respect to the nonadiabatic term [Eq. 25], the expressions of the propagators at fixed interaction times [Eqs. (31,32)], and that of the adiabatic response function [the expansion with respect to the displacements, Eq. (33)].

E. Multi-mode case

The above results can be generalized to the case of multiple ($G > 1$) vibrational modes. The procedure is the one that has been followed in the single-mode case: calculation of the operators $V_I(t)$ and of their products; identification of their expectation values in the ground state of the vibrational modes with the multimode adiabatic response functions; integration with respect to the




FIG. 7. Representation in terms of the double-sided Feynman diagrams of the third-order response functions. The black arrows correspond to transitions from and to the electronic ground ($|0\rangle$) or doubly-excited ($|2\rangle$) states, induced by the field. The red arrows denote transitions between the excited states $|1\rangle$ and $|2\rangle$, induced by the non-adiabatic term V in the Hamiltonian.

interaction times. In the case of products of odd-order terms, such expectation value reads:

$$\langle 1; 0, \dots, 0 | e^{-iH_0 t} V_I(t_1) \dots V_I(t_{2n+1}) | 2; 0, \dots, 0 \rangle = e^{-i\omega_1 t} |\eta|^2 e^{i\omega_{21} \sum_{k=1}^{2n+1} (-1)^k t_k} \prod_{\zeta=1}^G R_{12}^{(v_\zeta, M)}(t, t_1, \dots, t_{2n+1}) \quad (42)$$

where, as in the case $G = 1$, the following relations hold: $M = 2n + 2$, $j_{2k} = 2$, $j_{2k+1} = 1$, apart from $j_0 = j_{M+1} = 0$. Physically, this term still refers to the occurrence of $2n + 1$ hopping processes between the excited states, at the times $t_{2n+1} < t_{2n} < \dots < t_1$, which eventually lead to a transition from the $|2\rangle$ to $|1\rangle$.

In the case of even-order terms, the expectation value of the vibrational ground state reads:

$$\langle \sigma; 0, \dots, 0 | e^{-iH_0 \sigma t} V_I(t_1) \dots V_I(t_{2n}) | \sigma; 0, \dots, 0 \rangle = e^{-i\omega_\sigma t} |\eta|^{2n} e^{i\omega_{12} \sum_{k=1}^{2n} (-1)^{k+\sigma} t_k} \prod_{\zeta=1}^G R_{\sigma\sigma}^{(v_\zeta, M)}(t, t_1, \dots, t_{2n}) \quad (43)$$

where, as in the case $G = 1$, $\sigma = 1, 2$, $M = 2n + 1$, $j_{2k} = 3 - \sigma$, $j_{2k+1} = \sigma$, apart from $j_0 = j_{M+1} = 0$. Physically, this term refers to the occurrence of $2n$ hopping processes between the states $|2\rangle$ to $|1\rangle$, at the times $t_{2n} < t_{2n-1} < \dots < t_1$, which eventually bring the system back to its initial state.

We are now in the condition of writing the final expression of the propagators. In particular, the off-diagonal

one in the basis $\{|1\rangle, |2\rangle\}$ reads:

$$\langle 1; 0, \dots, 0 | U_S | 2; 0, \dots, 0 \rangle = \sum_{n=0}^{\infty} (-i)^{2n+1} |\eta|^2 e^{-i\omega_1 t} \left[\prod_{\zeta=1}^G e^{h_M(\mathbf{z}_\zeta)} \sum_{\mathbf{k}_\zeta} \chi_M(\mathbf{z}_\zeta, \mathbf{k}_\zeta) e^{-i\omega_\zeta m_{0,\zeta} t} \right] f_{\mathbf{m}, \sigma, M}(t), \quad (44)$$

where $M = 2n + 2$, $j_{2k} = 2$, $j_{2k+1} = 1$, apart from $j_0 = j_{M+1} = 0$, and \mathbf{m}_ζ depends on \mathbf{k}_ζ (as \mathbf{m} depends on \mathbf{k} in the single-mode case). The time-dependent polynomials are obtained from the single-mode expressions by replacing everywhere ωm_p with $\sum_{\zeta=1}^G \omega_\zeta m_{p,\zeta}$.

The diagonal part of the propagator is given by the following expression:

$$\langle \sigma; 0, \dots, 0 | U_S | \sigma; 0, \dots, 0 \rangle = \prod_{\zeta=1}^G u_{0,\zeta} + \sum_{n=1}^{\infty} (-i)^{2n} |\eta|^{2n} e^{-i\omega_\sigma t} \left[\prod_{\zeta=1}^G e^{h_M(\mathbf{z}_\zeta)} \sum_{\mathbf{k}_\zeta} \chi_M(\mathbf{z}_\zeta, \mathbf{k}_\zeta) e^{-i\omega_\zeta m_{0,\zeta} t} \right] f_{M, \mathbf{m}, \sigma}(t) \quad (45)$$

where $M = 2n + 1$, $j_{2k} = 3 - \sigma$, $j_{2k+1} = \sigma$, apart from $j_0 = j_{M+1} = 0$, and $u_{0,\zeta} = \exp[z_{1,\zeta}^2 (e^{-i\omega_\zeta t} - 1)] e^{-i\omega_\sigma t}$. As in the even- M case, the time-dependent polynomials are obtained from the single-mode expressions by replacing ωm_p with $\sum_{\zeta=1}^G \omega_\zeta m_{p,\zeta}$.

A simple and yet relevant case is one where the two excited states correspond to electronic excitations localized in the first or second component of a dimer: $|1\rangle = |e, g\rangle$ and $|2\rangle = |g, e\rangle$ (model A, Fig. 2). Two vibrational modes ($G = 2$), each one localized in one of the components, and a mode displacement that vanishes when the corresponding subsystem is in the ground state: $z_{\zeta=1,2} = z_{\zeta=2,1} = 0$. If the two units are identical, then the two vibrational frequencies and the displacements ($z_e \equiv z_{\zeta=1,1} = z_{\zeta=2,2} \neq 0$) coincide, and $\omega_{12} = 0$. In this case, the two-mode adiabatic response function can be written as a single-mode one, with suitably modified functions $h(\mathbf{z})$ and $\chi(\mathbf{z})$. In particular, one can show that $h'_M(\mathbf{z}) = -M z_e^2$ for all values of $\sigma, \sigma' = 1, 2$. As to the $\chi_M(\mathbf{z})$ functions, the base of the powers with exponents $k_{(p-1)M-(p-1)(p-2)/2+1}$, $k_{pM-p(p-1)/2}$ (with $p = 1, \dots, M-1$) is $(-1)^{p+1} z_e^2$, that of the power with exponent $k_{M(M+1)/2}$ is z_e^2 for $\sigma = \sigma'$ and 0 otherwise; all the other bases are $2(-1)^{p+1} z_e^2$.

F. Multitime propagators and nonlinear response functions

The present approach can also be applied to multitime propagators, such as the ones that enter the expressions of nonlinear response functions. We focus hereafter on the three-time case, which typically represents the most relevant one in multidimensional coherent spectroscopy.

For the sake of simplicity, we consider the case where optical transitions are only allowed between the ground state and the excited state $|1\rangle$, and between $|2\rangle$ and the doubly-excited state $|3\rangle$ (model A, Fig. 1). The relevant and inequivalent propagators can thus be reduced to two. In the first one, the left and right propagators only involve the state $|1\rangle$, while the central one involves the ground state:

$$\mathcal{X}_1 = \langle 1; 0 | e^{-iHt_L} | 1 \rangle \langle 0 | e^{-iHt_C} | 0 \rangle \langle 1 | e^{-iHt_R} | 1; 0 \rangle. \quad (46)$$

In order to derive the above quantities, one can proceed along the same lines as for the single-time propagators. In a first step, the time evolution operators associated to the non-adiabatic Hamiltonian H_e are expanded in powers of V_I . As a result, one has, for given values of the intermediate times $t_{L,1}, \dots, t_{L,2n_L}$ and $t_{R,1}, \dots, t_{R,2n_R}$ an operator given by an alternating sequence of displacement operators and free oscillator time evolution operators:

$$\begin{aligned} & \langle 1; 0 | e^{-iH_{0,1}t_L} V_I(t_{L,1}) \dots V_I(t_{L,2n_L}) | 1 \rangle \langle 0 | e^{-iH_{0,0}t_C} | 0 \rangle \\ & \langle 1 | e^{-iH_{0,1}t_R} V_I(t_{R,1}) \dots V_I(t_{R,2n_R}) | 1; 0 \rangle \\ & = e^{-i\omega_1(t_L+t_R)} |\eta\rangle^{2(n_L+n_R)} e^{i\omega_{21} \sum_{\xi=L,R} \sum_{k=1}^{2n_\xi} (-1)^k t_{\xi,k}} \\ & R_{11}^{(v,M)}(t_L - t_{L,1}, \dots, t_{M_L-1}, t_C, t_R - t_{R,1}, \dots, t_{M_R-1}), \end{aligned} \quad (47)$$

where $M_L = 2n_L + 1$ and $M_R = 2n_R + 1$. This can be formally identified with an adiabatic response function of order $M = 2(n_L + n_R) + 3$, where all the odd-numbered indices are $j_{2k+1} = 1$ and all the even-numbered are $j_{2k} = 2$, apart from $j_0 = j_{M_L+1} = j_{M+1} = 0$.

In a second step, the adiabatic response function is expanded in powers of the exponentials that appear in the exponent. Finally, the multiple integration is performed independently with respect to the interaction times $t_{L,i}$ and $t_{R,j}$. As a result, one obtains

$$\begin{aligned} \mathcal{X}_1 & = \sum_{n_L, n_R=0}^{\infty} (-i)^{2(n_L+n_R)} |\eta\rangle^{2(n_L+n_R)} \\ & e^{h_M(\mathbf{z})} \sum_{\mathbf{k}} \chi_M(\mathbf{z}, \mathbf{k}) f_{M_L, \mathbf{m}_L, 1}(t_L) f_{M_R, \mathbf{m}_R, 1}(t_R) \\ & e^{-i(m_L, 0\omega + \omega_1)t_L} e^{-im_C\omega t_C} e^{-i(m_R, 0\omega + \omega_1)t_R}. \end{aligned} \quad (48)$$

In the second case, the system undergoes a transition from $|1\rangle$ to $|2\rangle$ during the time t_R . The state occupied during t_C necessarily coincides with $|3\rangle$, being this the only electronic state that is optically coupled to $|2\rangle$:

$$\mathcal{X}_2 = \langle 1; 0 | e^{-iHt_L} | 2 \rangle \langle 3 | e^{-iHt_C} | 3 \rangle \langle 2 | e^{-iHt_R} | 1; 0 \rangle. \quad (49)$$

The expansion with respect to the nonadiabatic term V_I ,

where now only odd powers contribute, leads to:

$$\begin{aligned} & \langle 1; 0 | e^{-iH_{0,1}t_L} V_I(t_{L,1}) \dots V_I(t_{L,2n_L+1}) | 2 \rangle \langle 3 | e^{-iH_{0,3}t_C} | 3 \rangle \\ & \langle 2 | e^{-iH_{0,2}t_R} V_I(t_{R,1}) \dots V_I(t_{R,2n_R+1}) | 1; 0 \rangle = e^{-i\omega_1 t_L} \\ & e^{-i(\omega_3 t_C + \omega_2 t_R)} |\eta\rangle^{2(n_L+n_R+1)} e^{i\omega_{21} \sum_{\xi=L,R} \sum_{k=1}^{2n_\xi+1} (-1)^k t_{\xi,k}} \\ & R_{11}^{(v,M)}(t_L - t_{L,1}, \dots, t_{M_L-1}, t_C, t_R - t_{R,1}, \dots, t_{M_R-1}), \end{aligned} \quad (50)$$

where $M_L = 2(n_L + 1)$ and $M_R = 2(n_R + 1)$. In the adiabatic response function of order $M = 2(n_L + n_R) + 5$, all the odd-numbered indices are $j_{2k+1} = 1$, apart from $j_{M_L} = 3$, and all the even-numbered are $j_{2k} = 2$.

After performing the Taylor expansion and integrating with respect to the interaction times

$$\begin{aligned} \mathcal{X}_2 & = \sum_{n_L, n_R=0}^{\infty} (-i)^{2(n_L+n_R+1)} |\eta\rangle^{2(n_L+n_R+1)} \\ & e^{h_M(\mathbf{z})} \sum_{\mathbf{k}} \chi_M(\mathbf{z}, \mathbf{k}) f_{M_L, \mathbf{m}_L, 1}(t_L) f_{M_R, \mathbf{m}_R, 1}(t_R) \\ & e^{-i(m_L, 0\omega + \omega_1)t_L} e^{-i(m_C\omega + \omega_3)t_C} e^{-i(m_R, 0\omega + \omega_2)t_R}. \end{aligned} \quad (51)$$

The two expressions above capture all the cases that are relevant for the third-order response functions, which can be obtained by suitably defining the times t_L , t_C , and t_R in terms of the waiting times t_1 , t_2 , and t_3 and exploiting the fact that $U^\dagger(t) = U(-t)$.

1. Ground state bleaching

The refocusing component of the ground state bleaching contribution is associated to the quantity:

$$\langle 1, 0 | U_e^\dagger(t_1) | 1 \rangle \langle 0 | U_g^\dagger(t_2 + t_3) | 0 \rangle \langle 1 | U_e(t_3) | 1, 0 \rangle. \quad (52)$$

This can be reduced to the function \mathcal{X}_1 by setting: $t_L = -t_1$, $t_C = -t_2 - t_3$, $t_R = t_3$.

The non-refocusing component (of the ground-state bleaching contribution) is associated to the quantity:

$$\langle 1, 0 | U_e(t_3) | 1 \rangle \langle 0 | U_g(t_2) | 0 \rangle \langle 1 | U_e(t_1) | 1, 0 \rangle. \quad (53)$$

This can be reduced to the function \mathcal{X}_1 by setting: $t_L = t_3$, $t_C = t_2$, $t_R = t_1$.

2. Stimulated emission

The refocusing component of the stimulated emission contribution is related to the function:

$$\langle 1, 0 | U_e^\dagger(t_1 + t_2) | 1 \rangle \langle 0 | U_g^\dagger(t_3) | 0 \rangle \langle 1 | U_e(t_2 + t_3) | 1, 0 \rangle. \quad (54)$$

This can be reduced to the quantity \mathcal{X}_1 by setting: $t_L = -t_1 - t_2$, $t_C = -t_3$, $t_R = t_2 + t_3$.

The non-refocusing component of the stimulated emission contribution is related to the function:

$$\langle 1, 0 | U_e^\dagger(t_2) | 1 \rangle \langle 0 | U_g^\dagger(t_3) | 0 \rangle \langle 1 | U_e(t_1 + t_2 + t_3) | 1, 0 \rangle. \quad (55)$$

This can be reduced to the quantity \mathcal{X}_1 by setting: $t_L = -t_2$, $t_C = -t_3$, $t_R = t_1 + t_2 + t_3$.

3. Excited state absorption

The refocusing component of the excited state absorption is associated to the quantity:

$$\langle 1, 0 | U_e^\dagger(t_1 + t_2 + t_3) | 2 \rangle \langle 3 | U_b(t_3) | 3 \rangle \langle 2 | U_e(t_2) | 1, 0 \rangle. \quad (56)$$

This can be reduced to the function \mathcal{X}_2 by setting: $t_L = -t_1 - t_2 - t_3$, $t_C = t_3$, $t_R = t_2$.

The non-refocusing component of the excited state absorption is associated to the quantity:

$$\langle 1, 0 | U_e^\dagger(t_2 + t_3) | 2 \rangle \langle 3 | U_b(t_3) | 3 \rangle \langle 2 | U_e(t_1 + t_2) | 1, 0 \rangle \quad (57)$$

This can be reduced to the function \mathcal{X}_2 by setting: $t_L = -t_2 - t_3$, $t_C = t_3$, $t_R = t_1 + t_2$.

4. Double quantum coherence

The first component of double quantum coherence contribution is related to the function:

$$\langle 1, 0 | U_e^\dagger(t_3) | 2 \rangle \langle 3 | U_b(t_2 + t_3) | 3 \rangle \langle 2 | U_e(t_1) | 1, 0 \rangle \quad (58)$$

This can be reduced to the quantity \mathcal{X}_2 by setting: $t_L = -t_3$, $t_C = t_2 + t_3$, $t_R = t_1$.

The second component of double quantum coherence contribution is related to the function:

$$\langle 1, 0 | U_e(t_3) | 2 \rangle \langle 3 | U_b(t_2) | 3 \rangle \langle 2 | U_e(t_1) | 1, 0 \rangle \quad (59)$$

This can be reduced to the quantity \mathcal{X}_2 by setting: $t_L = t_3$, $t_C = t_2$, $t_R = t_1$.

V. CONCLUSIONS

In conclusion, we have developed an approach for analytically deriving the response functions \mathcal{R} in model systems that include non-adiabatic couplings. The approach is based on the perturbative expansion of the relevant propagators with respect to the non-adiabatic term in the Hamiltonian, and on the formal correspondence between the contributions in the expansion and response functions $R^{(v,M)}$ of different orders obtained for the adiabatic case (displaced oscillator model). The expressions of the $R^{(v,M)}$, which have been recently derived, allow one to perform a Taylor expansion with respect to the relative displacements, and to derive analytical expressions for the multiple time integrals.

The approach was applied to two prototypical model systems, which have been used for modeling a number of physical systems of interest. In these cases, the response functions have been compared with those obtained by an independent numerical approach, showing the convergence of the perturbative approach for time intervals of increasing duration, as the number of terms in the expansion increases. The application of the present approach to higher-order response functions or to more complex models, which include more vibrational modes and/or electronic levels, or more non-adiabatic terms in the Hamiltonian, is conceptually straightforward.

ACKNOWLEDGMENTS

The author acknowledges fruitful discussions with Frank Ernesto Quintela Rodriguez.

Appendix A: List of the functions $f_{M,m,\sigma}(t)$ for $M \leq 7$

We consider for simplicity the case where the vibrational frequency ω and that corresponding to the electronic gap (ω_{12}) are incommensurate. Therefore, in view of Eq. (35), only the frequencies ω_{ij} where $j - i$ is an odd number can vanish. In particular, this happens if, in addition, $\sum_{k=i}^j m_k = 0$. In the following we report, for each value of M , the expressions of the coefficients that apply if all the frequencies are nonzero. We then report the expressions that change in case some of the frequencies vanish. If two frequencies ω_{ij} and ω_{mn} , with $j \neq n$, vanish at the same time, the resulting changes in the coefficients A_{0j} with respect to the general case (no vanishing frequencies) are all the ones that are derived for $\omega_{ij} = 0$ and $\omega_{mn} = 0$ independently.

a. First order ($M = 2$)

From the general expressions of the coefficients A_{0j} it follows that:

$$A_{02} = \frac{1}{i\omega_{11}}. \quad (A1)$$

The frequency ω_{11} is always nonzero.

b. Second order ($M = 3$)

From the general expressions of the coefficients A_{0j} [Eq. (38)], if all the frequencies ω_{ij} are nonzero, it follows that:

$$A_{03} = -\frac{1}{\omega_{12}\omega_{22}}, \quad A_{02} = \frac{1}{\omega_{11}\omega_{22}}, \quad A_{01} = -\frac{1}{\omega_{11}\omega_{12}}. \quad (A2)$$

If instead $\omega_{12} = 0$, then the following expressions replace those reported above for the general case:

$$A_{03} = -\frac{it}{\omega_{22}}, \quad A_{01} = \frac{1}{\omega_{22}^2}. \quad (\text{A3})$$

The coefficient A_{02} remains unchanged.

c. Third order ($M = 4$)

From the general expressions of the coefficients A_{0j} , if all the frequencies ω_{ij} are nonzero, it follows that:

$$\begin{aligned} A_{04} &= -\frac{1}{i\omega_{13}\omega_{23}\omega_{33}}, \quad A_{03} = \frac{1}{i\omega_{12}\omega_{22}\omega_{33}} \\ A_{02} &= -\frac{1}{i\omega_{11}\omega_{22}\omega_{23}}, \quad A_{01} = \frac{1}{i\omega_{11}\omega_{12}\omega_{13}}. \end{aligned} \quad (\text{A4})$$

If $\omega_{12} = 0$ and $\omega_{23} \neq 0$, then the following expressions replace those reported above for the general case:

$$A_{03} = \frac{t}{\omega_{22}\omega_{23}}, \quad A_{01} = -\frac{1}{i\omega_{22}\omega_{33}} \left(\frac{1}{\omega_{22}} - \frac{1}{\omega_{33}} \right), \quad (\text{A5})$$

while A_{02} and A_{04} remain unchanged.

If $\omega_{23} = 0$ and $\omega_{12} \neq 0$, then the following expressions replace those reported above for the general case:

$$A_{04} = -\frac{t}{\omega_{11}\omega_{33}}, \quad A_{02} = \frac{1}{i\omega_{11}\omega_{33}} \left(\frac{1}{\omega_{13}} + \frac{1}{\omega_{33}} \right), \quad (\text{A6})$$

while A_{01} and A_{03} remain unchanged.

If both $\omega_{12} = \omega_{23} = 0$ are zero, then the functions A_{0j} are given by the expressions in Eqs. (A5-A6).

d. Fourth order ($M = 5$)

From the general expressions of the coefficients A_{0j} , if all the frequencies ω_{ij} are nonzero, it follows that:

$$\begin{aligned} A_{05} &= \frac{1}{\omega_{14}\omega_{24}\omega_{34}\omega_{44}}, \quad A_{04} = -\frac{1}{\omega_{13}\omega_{23}\omega_{33}\omega_{44}} \\ A_{03} &= \frac{1}{\omega_{12}\omega_{22}\omega_{33}\omega_{34}}, \quad A_{02} = -\frac{1}{\omega_{11}\omega_{22}\omega_{23}\omega_{24}} \\ A_{01} &= \frac{1}{\omega_{11}\omega_{12}\omega_{13}\omega_{14}}. \end{aligned} \quad (\text{A7})$$

If $\omega_{12} = 0$, then the above expressions of A_{01} and A_{03} are replaced by the following ones:

$$\begin{aligned} A_{03} &= \frac{it}{\omega_{22}\omega_{33}\omega_{34}} \\ A_{01} &= -\frac{1}{\omega_{22}\omega_{33}\omega_{34}} \left(\frac{1}{\omega_{22}} - \frac{1}{\omega_{33}} - \frac{1}{\omega_{34}} \right). \end{aligned} \quad (\text{A8})$$

If $\omega_{14} = 0$ and $\omega_{34} \neq 0$, then:

$$\begin{aligned} A_{05} &= \frac{it}{\omega_{24}\omega_{34}\omega_{44}} \\ A_{01} &= -\frac{1}{\omega_{24}\omega_{34}\omega_{44}} \left(\frac{1}{\omega_{24}} + \frac{1}{\omega_{34}} + \frac{1}{\omega_{44}} \right). \end{aligned} \quad (\text{A9})$$

If $\omega_{23} = 0$, then:

$$\begin{aligned} A_{04} &= -\frac{it}{\omega_{13}\omega_{33}\omega_{44}} \\ A_{02} &= \frac{1}{\omega_{13}\omega_{33}\omega_{44}} \left(\frac{1}{\omega_{13}} + \frac{1}{\omega_{33}} - \frac{1}{\omega_{44}} \right). \end{aligned} \quad (\text{A10})$$

If $\omega_{34} = 0$ and $\omega_{14} \neq 0$, then:

$$\begin{aligned} A_{05} &= \frac{it}{\omega_{14}\omega_{24}\omega_{44}} \\ A_{03} &= -\frac{1}{\omega_{14}\omega_{24}\omega_{44}} \left(\frac{1}{\omega_{14}} + \frac{1}{\omega_{24}} + \frac{1}{\omega_{44}} \right). \end{aligned} \quad (\text{A11})$$

If $\omega_{14} = \omega_{34} = 0$ (and therefore $\omega_{12} = \omega_{14} - \omega_{34} = 0$):

$$\begin{aligned} A_{05} &= -\frac{t^2}{2\omega_{24}\omega_{44}}, \quad A_{03} = -\frac{it}{\omega_{24}\omega_{44}} \left(\frac{1}{\omega_{24}} + \frac{1}{\omega_{44}} \right) \\ A_{01} &= \frac{1}{\omega_{24}\omega_{44}} \left(\frac{1}{\omega_{24}^2} + \frac{1}{\omega_{44}^2} + \frac{1}{\omega_{24}\omega_{44}} \right). \end{aligned} \quad (\text{A12})$$

e. Fifth order ($M = 6$)

From the general expressions of the coefficients A_{0j} , if all the frequencies ω_{ij} are nonzero, it follows that:

$$\begin{aligned} A_{06} &= \frac{1}{i\omega_{15}\omega_{25}\omega_{35}\omega_{45}\omega_{55}}, \quad A_{05} = -\frac{1}{i\omega_{14}\omega_{24}\omega_{34}\omega_{44}\omega_{55}} \\ A_{04} &= \frac{1}{i\omega_{13}\omega_{23}\omega_{33}\omega_{44}\omega_{45}}, \quad A_{03} = -\frac{1}{i\omega_{12}\omega_{22}\omega_{33}\omega_{34}\omega_{35}} \\ A_{02} &= \frac{1}{i\omega_{11}\omega_{22}\omega_{23}\omega_{24}\omega_{25}}, \quad A_{01} = -\frac{1}{i\omega_{11}\omega_{12}\omega_{13}\omega_{14}\omega_{15}}. \end{aligned} \quad (\text{A13})$$

If $\omega_{12} = 0$, then:

$$\begin{aligned} A_{03} &= -\frac{t}{\omega_{22}\omega_{33}\omega_{34}\omega_{35}} \\ A_{01} &= \frac{1}{i\omega_{22}\omega_{33}\omega_{34}\omega_{35}} \left(\frac{1}{\omega_{22}} - \frac{1}{\omega_{33}} - \frac{1}{\omega_{34}} - \frac{1}{\omega_{35}} \right). \end{aligned} \quad (\text{A14})$$

If $\omega_{14} = 0$ and $\omega_{34} \neq 0$, then:

$$\begin{aligned} A_{05} &= -\frac{t}{\omega_{24}\omega_{34}\omega_{44}\omega_{55}} \\ A_{01} &= \frac{1}{i\omega_{24}\omega_{34}\omega_{44}\omega_{55}} \left(\frac{1}{\omega_{24}} + \frac{1}{\omega_{34}} + \frac{1}{\omega_{44}} - \frac{1}{\omega_{55}} \right). \end{aligned} \quad (\text{A15})$$

If $\omega_{23} = 0$, then:

$$\begin{aligned} A_{04} &= \frac{t}{\omega_{13}\omega_{33}\omega_{44}\omega_{45}}, \\ A_{02} &= -\frac{1}{i\omega_{13}\omega_{33}\omega_{44}\omega_{45}} \left(\frac{1}{\omega_{13}} + \frac{1}{\omega_{33}} - \frac{1}{\omega_{44}} - \frac{1}{\omega_{45}} \right). \end{aligned} \quad (\text{A16})$$

If $\omega_{25} = 0$ and $\omega_{45} \neq 0$, then:

$$A_{06} = \frac{t}{\omega_{15}\omega_{35}\omega_{45}\omega_{55}} \quad (\text{A17})$$

$$A_{02} = \frac{1}{i\omega_{15}\omega_{35}\omega_{45}\omega_{55}} \left(\frac{1}{\omega_{15}} + \frac{1}{\omega_{35}} + \frac{1}{\omega_{45}} + \frac{1}{\omega_{55}} \right) \quad (\text{A18})$$

If $\omega_{34} = 0$ and $\omega_{14} \neq 0$, then:

$$A_{05} = -\frac{t}{\omega_{14}\omega_{24}\omega_{44}\omega_{55}} \quad (\text{A19})$$

$$A_{03} = \frac{1}{i\omega_{14}\omega_{24}\omega_{44}\omega_{55}} \left(\frac{1}{\omega_{14}} + \frac{1}{\omega_{24}} + \frac{1}{\omega_{44}} - \frac{1}{\omega_{55}} \right). \quad (\text{A20})$$

If $\omega_{45} = 0$ and $\omega_{25} \neq 0$, then:

$$A_{06} = \frac{t}{\omega_{15}\omega_{25}\omega_{35}\omega_{55}} \quad (\text{A21})$$

$$A_{04} = -\frac{1}{i\omega_{15}\omega_{25}\omega_{35}\omega_{55}} \left(\frac{1}{\omega_{15}} + \frac{1}{\omega_{25}} + \frac{1}{\omega_{35}} + \frac{1}{\omega_{55}} \right). \quad (\text{A22})$$

If $\omega_{14} = \omega_{34} = 0$ (and therefore $\omega_{12} = \omega_{14} - \omega_{34} = 0$):

$$\begin{aligned} A_{05} &= \frac{t^2}{2i\omega_{24}\omega_{44}\omega_{55}} \\ A_{03} &= \frac{t}{\omega_{24}\omega_{44}\omega_{55}} \left(\frac{1}{\omega_{24}} + \frac{1}{\omega_{44}} - \frac{1}{\omega_{55}} \right) \\ A_{01} &= -\frac{1}{i\omega_{24}\omega_{44}\omega_{55}} \left(\frac{1}{\omega_{24}^2} + \frac{1}{\omega_{44}^2} + \frac{1}{\omega_{55}^2} \right. \\ &\quad \left. + \frac{1}{\omega_{24}\omega_{44}} - \frac{1}{\omega_{24}\omega_{55}} - \frac{1}{\omega_{44}\omega_{55}} \right). \end{aligned} \quad (\text{A23})$$

If $\omega_{25} = \omega_{45} = 0$ (and therefore $\omega_{23} = \omega_{25} - \omega_{45} = 0$):

$$\begin{aligned} A_{06} &= -\frac{t^2}{2i\omega_{15}\omega_{35}\omega_{55}} \\ A_{04} &= -\frac{t}{\omega_{15}\omega_{35}\omega_{55}} \left(\frac{1}{\omega_{15}} + \frac{1}{\omega_{35}} + \frac{1}{\omega_{55}} \right) \\ A_{02} &= \frac{1}{i\omega_{15}\omega_{35}\omega_{55}} \left(\frac{1}{\omega_{15}^2} + \frac{1}{\omega_{35}^2} + \frac{1}{\omega_{55}^2} \right. \\ &\quad \left. + \frac{1}{\omega_{15}\omega_{35}} + \frac{1}{\omega_{15}\omega_{55}} + \frac{1}{\omega_{35}\omega_{55}} \right). \end{aligned} \quad (\text{A24})$$

f. Sixth order ($M = 7$)

From the general expressions of the coefficients A_{0j} , if all the frequencies ω_{ij} are nonzero, it follows that:

$$A_{07} = -\frac{1}{\omega_{16}\omega_{26}\omega_{36}\omega_{46}\omega_{56}\omega_{66}}$$

$$A_{06} = \frac{1}{\omega_{15}\omega_{25}\omega_{35}\omega_{45}\omega_{55}\omega_{66}}$$

$$A_{05} = -\frac{1}{\omega_{14}\omega_{24}\omega_{34}\omega_{44}\omega_{55}\omega_{56}}$$

$$A_{04} = \frac{1}{\omega_{13}\omega_{23}\omega_{33}\omega_{44}\omega_{45}\omega_{46}}$$

$$A_{03} = -\frac{1}{\omega_{12}\omega_{22}\omega_{33}\omega_{34}\omega_{35}\omega_{36}}$$

$$A_{02} = \frac{1}{\omega_{11}\omega_{22}\omega_{23}\omega_{24}\omega_{25}\omega_{26}}$$

$$A_{01} = -\frac{1}{\omega_{11}\omega_{12}\omega_{13}\omega_{14}\omega_{15}\omega_{16}}. \quad (\text{A25})$$

The above functions have to be modified in the case where one of the frequencies ω_{ij} vanishes. In particular, if $\omega_{12} = 0$, then:

$$A_{03} = -\frac{it}{\omega_{22}\omega_{33}\omega_{34}\omega_{35}\omega_{36}}$$

$$\begin{aligned} A_{01} &= \frac{1}{\omega_{22}\omega_{33}\omega_{34}\omega_{35}\omega_{36}} \\ &\quad \left(\frac{1}{\omega_{22}} - \frac{1}{\omega_{33}} - \frac{1}{\omega_{34}} - \frac{1}{\omega_{35}} - \frac{1}{\omega_{36}} \right). \end{aligned} \quad (\text{A26})$$

If $\omega_{14} = 0$ and $\omega_{34} \neq 0$, then:

$$A_{05} = -\frac{it}{\omega_{24}\omega_{34}\omega_{44}\omega_{55}\omega_{56}}$$

$$\begin{aligned} A_{01} &= \frac{1}{\omega_{24}\omega_{34}\omega_{44}\omega_{55}\omega_{56}} \\ &\quad \left(\frac{1}{\omega_{24}} + \frac{1}{\omega_{34}} + \frac{1}{\omega_{44}} - \frac{1}{\omega_{55}} - \frac{1}{\omega_{56}} \right). \end{aligned} \quad (\text{A27})$$

If $\omega_{16} = 0$ and $\omega_{36}, \omega_{56} \neq 0$, then:

$$A_{07} = -\frac{it}{\omega_{26}\omega_{36}\omega_{46}\omega_{56}\omega_{66}}$$

$$\begin{aligned} A_{01} &= \frac{1}{\omega_{26}\omega_{36}\omega_{46}\omega_{56}\omega_{66}} \\ &\quad \left(\frac{1}{\omega_{26}} + \frac{1}{\omega_{36}} + \frac{1}{\omega_{46}} + \frac{1}{\omega_{56}} + \frac{1}{\omega_{66}} \right). \end{aligned} \quad (\text{A28})$$

If $\omega_{23} = 0$, then:

$$A_{04} = \frac{it}{\omega_{13}\omega_{33}\omega_{44}\omega_{45}\omega_{46}}$$

$$\begin{aligned} A_{02} &= -\frac{1}{\omega_{13}\omega_{33}\omega_{44}\omega_{45}\omega_{46}} \\ &\quad \left(\frac{1}{\omega_{13}} + \frac{1}{\omega_{33}} - \frac{1}{\omega_{44}} - \frac{1}{\omega_{45}} - \frac{1}{\omega_{46}} \right). \end{aligned} \quad (\text{A29})$$

If $\omega_{25} = 0$ and $\omega_{45} \neq 0$, then:

$$A_{06} = \frac{it}{\omega_{15}\omega_{35}\omega_{45}\omega_{55}\omega_{66}}$$

$$A_{02} = -\frac{1}{\omega_{15}\omega_{35}\omega_{45}\omega_{55}\omega_{66}} \left(\frac{1}{\omega_{15}} + \frac{1}{\omega_{35}} + \frac{1}{\omega_{45}} + \frac{1}{\omega_{55}} - \frac{1}{\omega_{66}} \right). \quad (\text{A30})$$

If $\omega_{34} = 0$ and $\omega_{14} \neq 0$, then:

$$A_{05} = -\frac{it}{\omega_{14}\omega_{24}\omega_{44}\omega_{55}\omega_{66}}$$

$$A_{03} = \frac{1}{\omega_{14}\omega_{24}\omega_{44}\omega_{55}\omega_{66}} \left(\frac{1}{\omega_{14}} + \frac{1}{\omega_{24}} + \frac{1}{\omega_{44}} - \frac{1}{\omega_{55}} - \frac{1}{\omega_{66}} \right). \quad (\text{A31})$$

If $\omega_{36} = 0$ and $\omega_{16}, \omega_{56} \neq 0$, then:

$$A_{07} = -\frac{it}{\omega_{16}\omega_{26}\omega_{46}\omega_{56}\omega_{66}}$$

$$A_{03} = \frac{1}{\omega_{16}\omega_{26}\omega_{46}\omega_{56}\omega_{66}} \left(\frac{1}{\omega_{16}} + \frac{1}{\omega_{26}} + \frac{1}{\omega_{46}} + \frac{1}{\omega_{56}} + \frac{1}{\omega_{66}} \right). \quad (\text{A32})$$

If $\omega_{45} = 0$ and $\omega_{25} \neq 0$, then:

$$A_{06} = \frac{it}{\omega_{15}\omega_{25}\omega_{35}\omega_{55}\omega_{66}}$$

$$A_{04} = -\frac{1}{\omega_{15}\omega_{25}\omega_{35}\omega_{55}\omega_{66}} \left(\frac{1}{\omega_{15}} + \frac{1}{\omega_{25}} + \frac{1}{\omega_{35}} + \frac{1}{\omega_{55}} - \frac{1}{\omega_{66}} \right). \quad (\text{A33})$$

If $\omega_{56} = 0$ and $\omega_{16}, \omega_{36} \neq 0$, then:

$$A_{05} = -\frac{it}{\omega_{14}\omega_{24}\omega_{34}\omega_{44}\omega_{55}}$$

$$A_{03} = \frac{1}{\omega_{14}\omega_{24}\omega_{34}\omega_{44}\omega_{55}} \left(\frac{1}{\omega_{55}} - \frac{1}{\omega_{14}} - \frac{1}{\omega_{24}} - \frac{1}{\omega_{34}} - \frac{1}{\omega_{44}} \right). \quad (\text{A34})$$

The expressions reported above have to be modified if two frequencies ω_{ij} and ω_{kj} vanish at the same time. In particular, if both frequencies ω_{14} and ω_{34} go to zero, then:

$$A_{05} = \frac{t^2}{2\omega_{24}\omega_{44}\omega_{55}\omega_{66}}$$

$$A_{03} = -\frac{t}{i\omega_{24}\omega_{44}\omega_{55}\omega_{66}} \left(\frac{1}{\omega_{24}} + \frac{1}{\omega_{44}} - \frac{1}{\omega_{55}} - \frac{1}{\omega_{66}} \right) \quad (\text{A35})$$

$$A_{01} = -\frac{1}{\omega_{24}\omega_{44}\omega_{55}\omega_{66}} \left(\frac{1}{\omega_{24}^2} + \frac{1}{\omega_{44}^2} + \frac{1}{\omega_{55}^2} + \frac{1}{\omega_{66}^2} + \frac{1}{\omega_{24}\omega_{44}} - \frac{1}{\omega_{24}\omega_{55}} - \frac{1}{\omega_{24}\omega_{66}} - \frac{1}{\omega_{44}\omega_{55}} - \frac{1}{\omega_{44}\omega_{66}} + \frac{1}{\omega_{55}\omega_{66}} \right). \quad (\text{A36})$$

If both frequencies ω_{25} and ω_{45} vanish, then:

$$A_{06} = -\frac{t^2}{2\omega_{15}\omega_{35}\omega_{55}\omega_{66}}$$

$$A_{04} = \frac{t}{i\omega_{15}\omega_{35}\omega_{55}\omega_{66}} \left(\frac{1}{\omega_{15}} + \frac{1}{\omega_{35}} + \frac{1}{\omega_{55}} - \frac{1}{\omega_{66}} \right) \quad (\text{A37})$$

$$A_{02} = \frac{1}{\omega_{15}\omega_{35}\omega_{55}\omega_{66}} \left(\frac{1}{\omega_{15}^2} + \frac{1}{\omega_{35}^2} + \frac{1}{\omega_{55}^2} + \frac{1}{\omega_{66}^2} + \frac{1}{\omega_{15}\omega_{35}} + \frac{1}{\omega_{15}\omega_{55}} - \frac{1}{\omega_{15}\omega_{66}} + \frac{1}{\omega_{35}\omega_{55}} - \frac{1}{\omega_{35}\omega_{66}} - \frac{1}{\omega_{55}\omega_{66}} \right). \quad (\text{A38})$$

If $\omega_{16} = \omega_{36} = 0$ and $\omega_{56} \neq 0$, then:

$$A_{07} = \frac{t^2}{2\omega_{26}\omega_{46}\omega_{56}\omega_{66}}$$

$$A_{03} = -\frac{t}{i\omega_{26}\omega_{46}\omega_{56}\omega_{66}} \left(\frac{1}{\omega_{26}} + \frac{1}{\omega_{46}} + \frac{1}{\omega_{56}} + \frac{1}{\omega_{66}} \right) \quad (\text{A39})$$

$$A_{01} = -\frac{1}{\omega_{26}\omega_{46}\omega_{56}\omega_{66}} \left(\frac{1}{\omega_{26}^2} + \frac{1}{\omega_{46}^2} + \frac{1}{\omega_{56}^2} + \frac{1}{\omega_{66}^2} + \frac{1}{\omega_{26}\omega_{46}} + \frac{1}{\omega_{26}\omega_{56}} + \frac{1}{\omega_{26}\omega_{66}} + \frac{1}{\omega_{46}\omega_{56}} + \frac{1}{\omega_{46}\omega_{66}} + \frac{1}{\omega_{56}\omega_{66}} \right). \quad (\text{A40})$$

If $\omega_{36} = \omega_{56} = 0$ and $\omega_{16} \neq 0$, then:

$$A_{07} = \frac{t^2}{2\omega_{16}\omega_{26}\omega_{46}\omega_{66}}$$

$$A_{05} = -\frac{t}{i\omega_{16}\omega_{26}\omega_{46}\omega_{66}} \left(\frac{1}{\omega_{16}} + \frac{1}{\omega_{26}} + \frac{1}{\omega_{46}} + \frac{1}{\omega_{66}} \right) \quad (\text{A41})$$

$$A_{03} = -\frac{1}{\omega_{16}\omega_{26}\omega_{46}\omega_{66}} \left(\frac{1}{\omega_{16}^2} + \frac{1}{\omega_{26}^2} + \frac{1}{\omega_{46}^2} + \frac{1}{\omega_{66}^2} \frac{1}{\omega_{16}\omega_{26}} + \frac{1}{\omega_{16}\omega_{46}} + \frac{1}{\omega_{16}\omega_{66}} + \frac{1}{\omega_{26}\omega_{46}} + \frac{1}{\omega_{26}\omega_{66}} + \frac{1}{\omega_{46}\omega_{66}} \right). \quad (\text{A42})$$

$$A_{01} = -\frac{1}{\omega_{26}\omega_{36}\omega_{46}\omega_{66}} \left(\frac{1}{\omega_{26}^2} + \frac{1}{\omega_{36}^2} + \frac{1}{\omega_{46}^2} + \frac{1}{\omega_{66}^2} + \frac{1}{\omega_{26}\omega_{36}} + \frac{1}{\omega_{26}\omega_{46}} + \frac{1}{\omega_{26}\omega_{66}} + \frac{1}{\omega_{36}\omega_{46}} + \frac{1}{\omega_{36}\omega_{66}} + \frac{1}{\omega_{46}\omega_{66}} \right). \quad (\text{A44})$$

Finally, if $\omega_{16} = \omega_{36} = \omega_{56} = 0$, then:

$$A_{07} = \frac{it^3}{6\omega_{26}\omega_{46}\omega_{66}}$$

If $\omega_{16} = \omega_{56} = 0$ and $\omega_{36} \neq 0$, then:

$$A_{07} = \frac{t^2}{2\omega_{26}\omega_{36}\omega_{46}\omega_{66}}$$

$$A_{05} = \frac{t^2}{2\omega_{26}\omega_{46}\omega_{66}} \left(\frac{1}{\omega_{26}} + \frac{1}{\omega_{46}} + \frac{1}{\omega_{66}} \right)$$

$$A_{03} = \frac{-it}{\omega_{26}\omega_{46}\omega_{66}} \left(\frac{1}{\omega_{26}^2} + \frac{1}{\omega_{46}^2} + \frac{1}{\omega_{66}^2} + \frac{1}{\omega_{26}\omega_{46}} + \frac{1}{\omega_{46}\omega_{66}} + \frac{1}{\omega_{26}\omega_{66}} \right) \quad (\text{A45})$$

$$A_{05} = -\frac{t}{i\omega_{26}\omega_{36}\omega_{46}\omega_{66}} \left(\frac{1}{\omega_{26}} + \frac{1}{\omega_{36}} + \frac{1}{\omega_{46}} + \frac{1}{\omega_{66}} \right) \quad (\text{A43})$$

$$A_{01} = \frac{1}{\omega_{26}\omega_{46}\omega_{66}} \left(\frac{1}{\omega_{26}^3} + \frac{1}{\omega_{46}^3} + \frac{1}{\omega_{66}^3} + \frac{1}{\omega_{26}^2\omega_{46}} + \frac{1}{\omega_{46}^2\omega_{66}} + \frac{1}{\omega_{26}^2\omega_{46}^2} + \frac{1}{\omega_{46}\omega_{66}^2} + \frac{1}{\omega_{26}\omega_{66}^2} + \frac{1}{\omega_{26}\omega_{46}\omega_{66}} \right). \quad (\text{A46})$$

-
- ¹ S. Mukamel, *Principles of Nonlinear Optical Spectroscopy* (Oxford University Press, 1995).
- ² P. Hamm and M. T. Zanni, *Concepts and Methods of 2D Infrared Spectroscopy* (Cambridge University Press, 2011).
- ³ G. D. Scholes, G. R. Fleming, L. X. Chen, A. Aspuru-Guzik, A. Buchleitner, D. F. Coker, G. S. Engel, R. van Grondelle, A. Ishizaki, and D. M. Jonas, *Nature* **543**, 647 (2017).
- ⁴ C. L. Smallwood and S. T. Cundiff, *Laser & Photonics Reviews* **12**, 1800171 (2018).
- ⁵ C. A. Rozzi, F. Troiani, and I. Tavernelli, *Journal of Physics: Condensed Matter* **30**, 013002 (2018).
- ⁶ E. Collini, *J. Phys. Chem. C* **125**, 13096 (2021).
- ⁷ A. W. Chin, J. Prior, R. Rosenbach, F. Caycedo-Soler, S. F. Huelga, and M. B. Plenio, *Nature Physics* **9**, 113 (2013).
- ⁸ S. M. Falke, C. A. Rozzi, D. Brida, M. Maiuri, M. Amato, E. Sommer, A. D. Sio, A. Rubio, G. Cerullo, E. Molinari, and C. Lienau, *Science* **344**, 1001 (2014).
- ⁹ E. Romero, R. Augulis, V. I. Novoderezhkin, M. Ferretti, J. Thieme, D. Zigmantas, and R. van Grondelle, *Nature Physics* **10**, 676 (2014).
- ¹⁰ E. J. O'Reilly and A. Olaya-Castro, *Nature Communications* **5**, 3012 (2014).
- ¹¹ A. De Sio, F. Troiani, M. Maiuri, J. Réhault, E. Sommer, J. Lim, S. F. Huelga, M. B. Plenio, C. A. Rozzi, G. Cerullo, E. Molinari, and C. Lienau, *Nature Communications* **7**, 13742 (2016).
- ¹² F. Thouin, D. A. Valverde-Chávez, C. Quarti, D. Cortecchia, I. Bargigia, D. Beljonne, A. Petrozza, C. Silva, and A. R. Srimath Kandada, *Nat. Mater.* **18**, 349 (2019).
- ¹³ S. Rafiq, B. Fu, B. Kudisch, and G. D. Scholes, *Nat. Chem.* **13**, 70 (2021).
- ¹⁴ A. T. N. Kumar, F. Rosca, A. Widom, and P. M. Champion, *The Journal of Chemical Physics* **114**, 701 (2001).
- ¹⁵ D. Egorova, M. F. Gelin, and W. Domcke, *The Journal of Chemical Physics* **126**, 074314 (2007).
- ¹⁶ T. Mančal, A. Nemeth, F. Milota, V. Lukeš, H. F. Kauffmann, and J. Sperling, *The Journal of Chemical Physics* **132**, 184515 (2010).
- ¹⁷ W. T. Pollard, S. Y. Lee, and R. A. Mathies, *J. Chem. Phys.* **92**, 4012 (1990).
- ¹⁸ W. T. Pollard, S. L. Dexheimer, Q. Wang, L. A. Peteanu, C. V. Shank, and R. A. Mathies, *J. Phys. Chem.* **96**, 6147 (1992).
- ¹⁹ V. Butkus, D. Zigmantas, L. Valkunas, and D. Abramavicius, *Chemical Physics Letters* **545**, 40 (2012).
- ²⁰ J. A. Cina, P. A. Kovac, C. C. Jumper, J. C. Dean, and G. D. Scholes, *J. Chem. Phys.* **144**, 175102 (2016).
- ²¹ D. V. Le, X. Leng, and H.-S. Tan, *Chemical Physics* **546**, 111142 (2021).

- ²² D. B. Turner and P. C. Arpin, *Chem. Phys.* **539**, 110948 (2020).
- ²³ F. E. Quintela Rodriguez and F. Troiani, *The Journal of Chemical Physics* **157**, 034107 (2022).
- ²⁴ K. Park and M. Cho, *The Journal of Chemical Physics* **112**, 10496 (2000).
- ²⁵ P. C. Arpin and D. B. Turner, *The Journal of Physical Chemistry A* **125**, 2425 (2021).
- ²⁶ J. D. Schultz, T. Kim, J. P. O'Connor, R. M. Young, and M. R. Wasielewski, *The Journal of Physical Chemistry C* **126**, 120 (2022).
- ²⁷ Y. J. Yan and S. Mukamel, *The Journal of Chemical Physics* **85**, 5908 (1986).
- ²⁸ A. F. Fidler and G. S. Engel, *The Journal of Physical Chemistry A* **117**, 9444 (2013).
- ²⁹ F. C. Spano, *Accounts of Chemical Research* **43**, 429 (2010).
- ³⁰ D. Hayes, G. B. Griffin, and G. S. Engel, *Science* **340**, 1431 (2013).
- ³¹ A. Halpin, P. J. Johnson, R. Tempelaar, R. S. Murphy, J. Knoester, T. L. Jansen, and R. J. Miller, *Nat. Chem.* **6**, 196 (2014).
- ³² A. Ishizaki, T. R. Calhoun, G. S. Schlau-Cohen, and G. R. Fleming, *Phys. Chem. Chem. Phys.* **12**, 7319 (2010).
- ³³ V. Tiwari, W. K. Peters, and D. M. Jonas, *Proceedings of the National Academy of Sciences* **110**, 1203 (2013).
- ³⁴ V. Butkus, L. Valkunas, and D. Abramavicius, *The Journal of Chemical Physics* **140**, 034306 (2014).
- ³⁵ J. Krčmář, M. F. Gelin, and W. Domcke, *The Journal of Chemical Physics* **143**, 074308 (2015).
- ³⁶ H.-G. Duan and M. Thorwart, *The Journal of Physical Chemistry Letters* **7**, 382 (2016).
- ³⁷ Z.-Z. Li, L. Ko, Z. Yang, M. Sarovar, and K. B. Whaley, *New Journal of Physics* **23**, 073012 (2021).
- ³⁸ F. Caycedo-Soler, A. Mattioni, J. Lim, T. Renger, S. F. Huelga, and M. B. Plenio, *Nature Communications* **13**, 2912 (2022).
- ³⁹ G. D. Mahan, *Many-particle physics* (Kluwer Academic, Boston, 2000).