

Force/Torque Sensing for Soft Grippers using an External Camera

Jeremy A. Collins¹, Patrick Grady¹, Charles C. Kemp¹

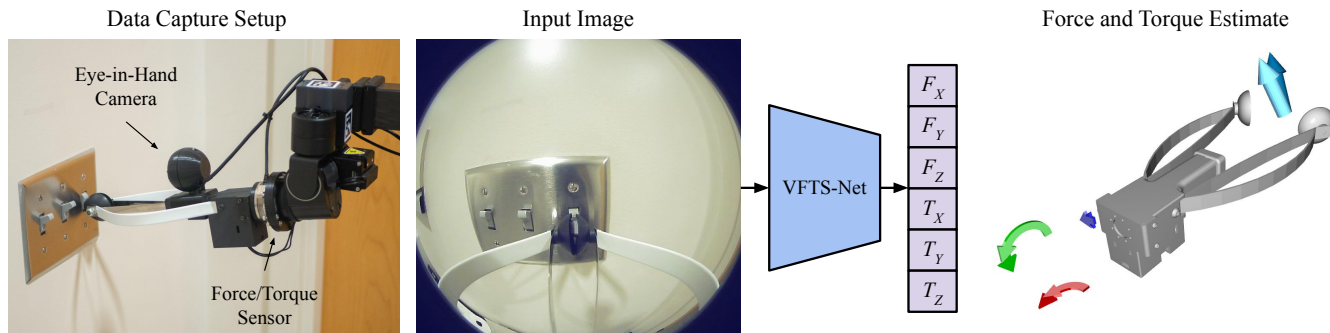


Fig. 1. We modify a soft robotic gripper by adding an eye-in-hand camera and a force/torque sensor. Data is collected by teleoperating the robot in a variety of home and office settings. We train a network, VFTS-Net, to take images from the camera as input and output 3-axis forces and 3-axis torques. Estimates from VFTS-Net are visualized as lightly shaded arrows, and ground truth measurements from the force/torque sensor are darkly shaded arrows.

Abstract—Robotic manipulation can benefit from wrist-mounted force/torque (F/T) sensors, but conventional F/T sensors can be expensive, difficult to install, and damaged by high loads. We present Visual Force/Torque Sensing (VFTS), a method that visually estimates the 6-axis F/T measurement that would be reported by a conventional F/T sensor. In contrast to approaches that sense loads using internal cameras placed behind soft exterior surfaces, our approach uses an external camera with a fisheye lens that observes a soft gripper. VFTS includes a deep learning model that takes a single RGB image as input and outputs a 6-axis F/T estimate. We trained the model with sensor data collected while teleoperating a robot (Stretch RE1 from Hello Robot Inc.) to perform manipulation tasks. VFTS outperformed F/T estimates based on motor currents, generalized to a novel home environment, and supported three autonomous tasks relevant to healthcare: grasping a blanket, pulling a blanket over a manikin, and cleaning a manikin’s limbs. VFTS also performed well with a manually operated pneumatic gripper. Overall, our results suggest that an external camera observing a soft gripper can perform useful visual force/torque sensing for a variety of manipulation tasks.

I. INTRODUCTION

During robotic manipulation, grippers often apply forces and torques to the environment. Sensing the force and torque applied by the gripper has been useful for autonomous manipulation, but sensors that provide this information have limitations. Notably, conventional F/T sensors can be expensive, difficult to mount, and damaged by high loads.

For example, a common approach to measuring the load applied to a gripper is to mount an F/T sensor between the

gripper and the robot’s wrist. F/T sensors often use strain gauges to sense tiny deformations in an elastic element of the sensor. This approach requires that the strain gauges be resilient to the external load applied to the gripper as well as gravitational and inertial forces from the gripper itself. For many applications, the strain gauges need to be both stiff and sensitive, and protective coverings could reduce performance by interfering with the load on the strain gauges. Together, these design objectives are difficult to achieve.

We present an alternative to conventional F/T sensors. Instead of relying on the deformation of internal components, VFTS directly observes the deformation of a soft gripper using an external camera. The high compliance of soft grippers results in deformations that can be visually observed using a commodity camera. By observing this load-dependent phenomenon, the causative forces and torques can be estimated. We rigidly mount a camera with a fisheye lens to the gripper (i.e., an eye-in-hand camera). We then train a convolutional neural network, VFTS-Net, to estimate the applied force and torque based on a single RGB image from this camera (Figure 1).

In contrast with conventional F/T sensors, our approach relies on a low-cost USB camera (\sim \$60). Our method eases installation by allowing the camera to be mounted to the exterior of the gripper rather than between the gripper and the wrist. Since the camera visually senses the loads from a distance, it is also less likely to be damaged by high loads.

Researchers have investigated related methods that involve placing a camera inside a gripper behind a compliant surface. Loads applied can be estimated by observing deformation in the surface. In contrast, our approach uses an external camera to observe a soft gripper. Our approach does not require modification of the gripper’s contact surfaces or interior. The global view of the external camera facilitates estimation of

¹Jeremy A. Collins, Patrick Grady, and Charles C. Kemp are with the Institute for Robotics and Intelligent Machines at the Georgia Institute of Technology (GT). This work was supported by NSF Award # 2024444. Code, data, and models are available at <https://github.com/Healthcare-Robotics/visual-force-torque>. Charles C. Kemp is an associate professor at GT. He also owns equity in and works part-time for Hello Robot Inc., which sells the Stretch RE1. He receives royalties from GT for sales of the Stretch RE1.




Fig. 2. a) The right-handed coordinate frame used in this paper is shown. Torques are drawn as curved arrows, while forces are drawn as straight arrows. We use the colors R/G/B to denote the X/Y/Z axes, respectively. b) Under the application of force, the tendon-actuated gripper flexures and fingertip deform against the surface. c) The fingers of the pneumatic gripper are highly compliant and deform uniformly under the application of force. d) We collected data for the tendon-actuated gripper by teleoperating the robot in a variety of settings, including a real home.

the total force and torque applied to the soft gripper.

We provide evidence for the feasibility of our approach by collecting a dataset of in-the-wild robotic manipulation in multiple environments and testing on held-out data from novel environments with manipulation of novel objects. We also provide an analysis indicating that lower performance corresponds with types of gripper deformation that are more difficult to visually observe.

VFTS outperformed a baseline method that uses motor currents to estimate 6-axis F/T measurements. We also provide evidence that the estimates from VFTS can support autonomous manipulation by enabling a mobile manipulator to perform three autonomous tasks. We show that our method can be trained to work with two distinct soft grippers: a tendon-actuated gripper and a pneumatic gripper.

In summary, our paper includes the following contributions:

- We present Visual Force/Torque Sensing (VFTS), a method that uses a convolutional neural network to estimate the forces and torques exerted on a soft gripper given an RGB image from an eye-in-hand camera.
- We demonstrate the utility of VFTS for real-world applications with a series of robotic tasks conducted with a mobile manipulator.
- We will release our code, data, and trained models.

II. RELATED WORKS

A. Tactile Sensing using Physical Sensors

A wide range of methods have been proposed for robotic tactile sensing. Sensors have been developed to measure vibration [1], temperature [2], or pressure inside a fluid-filled cavity [3], [4]. To enable safe operation around humans, some collaborative robots (cobots) have been constructed with actuator torque sensors [5], [6]. Other research has used the compliant joints of a robot for force estimation [7].

Six-axis force/torque sensors are ubiquitous in both research and industrial applications due to their accuracy. These sensors function by measuring elastic deformation in the structure of the sensor [8]. Force/torque sensors are often

placed between the robot arm and end-effector, and they have been used for a wide array of applications such as robotic surgery [9], [10], [11], humanoid robot locomotion [12], cloth manipulation [13], and robot-assisted dressing and feeding [14], [15]. Force-torque sensors are also widely used in industrial applications, including sanding [16], deburring [17], part alignment [18], and robot teaching [19].

B. Tactile Sensing using Vision

We make the distinction between two types of vision-based approaches to understand tactile signals, those using *internal* versus *external* sensors.

Researchers have developed tactile sensors that use a camera mounted *inside* a robot to perceive a soft exterior. Prior techniques have used dot patterns [20], [21], [22], photometric stereo [23], or depth cameras [21] to track the motion of the exterior and infer deflection at a high resolution. A variety of other optical techniques have been proposed [24] to sense deformation from internal sensors.

Other work uses cameras mounted *external* to the robot to estimate forces. A common technique is to leverage the deformation caused by a rigid gripper making contact with soft objects. This approach has seen success for estimating forces on soft tissue during surgery [25], [26], [27] and manipulation of soft household objects [28]. Other work has used the trajectory of grasped objects to infer the net forces and moments necessary to cause this motion [29], [30].

The deformation caused by a soft body interacting with a rigid environment can also be used to perceive force for human hands and bodies [31], [32]. Urban *et al.* [33] use a camera mounted to a human fingernail to observe changes in appearance to estimate force and torque.

This paper builds upon work for estimating the pressure distribution applied by a soft gripper to a planar surface [34]. They use external static cameras in a *controlled* environment to observe deformations in the part of the gripper contacting the surface. Our work estimates forces and torques measured at the base of the gripper in *uncontrolled* environments and only uses sensors mounted to the robot. This allows collec-

tion of a more diverse training dataset and contributes to the VFTS-Net’s ability to generalize to novel environments.

III. METHODS

In this section, we describe the grippers used in this study, the data collection hardware and protocol, and the network architecture and training process for VFTS-Net.

A. Selected Grippers

In order for the forces and torques exerted by a gripper to be visually detected, the gripper must visibly change under the application of force. As a result, we focus on *soft grippers*. These grippers are compliant by design, and this compliance enables the visual estimation of forces. We demonstrate our method with two models of gripper:

1) *Tendon-Actuated Gripper*: The first gripper used is a tendon-actuated gripper included with the Stretch RE1 robot (Figure 1). The gripper features rubber suction-cup-like fingertips which are supported by spring steel flexures. The robot closes the gripper by retracting the inner flexures, causing the fingertips to be pulled together.

During the application of forces and torques, the flexures deform slightly, causing a noticeable displacement in the fingertips of the gripper. Figure 2b shows the response of the gripper to a load on one of the fingertips. The rubber fingertips are soft, and parts of the gripper may conform to the object being manipulated, especially under high force.

2) *Pneumatic Gripper*: The second gripper used is a commercially-available pneumatic gripper manufactured by SoftGripping [35]. This type of gripper is made of a flexible silicone rubber, and is constructed with a hollow cavity in each finger. The finger can be filled with compressed air, causing an asymmetric bending and closure of the gripper.

During the application of forces and torques, the entire silicone finger deforms relatively uniformly (Figure 2c). Generally, the gripper is less stiff than the tendon-actuated gripper and large deflections of the fingertips are possible under high forces.

B. Data Capture Hardware

During collection of the training and test datasets, we mounted a 6-DoF ATI Mini45 force/torque sensor [36] between the gripper and the wrist of the robot (Figure 1). This allows the accurate sensing of forces and torques applied to the gripper. We do not perform any transforms on the force/torque data from the sensor. Since the sensor drifts over the course of tens of minutes, before each recording, we set the gripper to a level pose and zero the force/torque sensor readings. As a consequence, VFTS-Net estimates the forces and torques applied to the wrist of the gripper, minus the gripper’s weight when it is level.

To capture images of the gripper, we mounted a Spinel UC20MPG-F185 fisheye camera above the gripper (Figure 2) using the open hardware *Stretch Teleop Kit* design released by Hello Robot Inc. The camera captured images at 30 FPS and 640x480 resolution. Due to the wide-angle lens we cropped the images to focus on the area around the gripper

(Figure 3). We also synchronized the camera and force/torque sensor readings in time.

During data collection with the tendon-actuated gripper, we mounted the gripper to a Stretch RE1 mobile manipulator robot by Hello Robot Inc. [37]. The robot was equipped with the *Dexterous Wrist* add-on, allowing full 6-DoF control of the end-effector. We also record the robot state at each time step, allowing the creation of a baseline based on motor currents. During data collection with the pneumatic gripper, we mounted the gripper to a 3 ft handle to enable manual operation.

C. Data Capture Protocol

We collected approximately 2 hours of data for each gripper. Our approach does not require external sensors, such as cameras mounted to the environment, which simplifies collecting data in a variety of settings. We collected data with each gripper in a lab setting and two distinct office settings. For the tendon-actuated gripper, we also collected data in a home environment. For each gripper, we held out one complete environment for testing. For the tendon-actuated gripper, we held out the home environment, and for the pneumatic gripper we held out an office environment.

To capture varied gripper actions, we collected three primitive interaction types: *push*, in which one or both fingertips of the gripper are pushed into a surface; *slide*, in which one or both fingertips of the gripper are dragged along a surface; and *grasp*, in which objects of varying size and mass were grasped at different orientations. In addition, we collected two high-level interaction types: *manipulate object*, which included tool use, multi-object interactions, and using objects for their intended functions, and *manipulate scene*, which included interactions with drawers, light switches, and faucets. We varied the wrist roll, wrist pitch, wrist yaw, and grip force throughout the recording process. We recorded at least 150 seconds of data for each combination of action and environment.

D. Network Architecture

We designed VFTS-Net to estimate forces and torques given a single RGB image of the gripper. We trained one network for each gripper. The network has a ResNet-18 backbone initialized with weights from pretraining on ImageNet [38], and we modified the last linear layer of the network to output 6 scalar values (Figure 1) to directly represent forces and torques.

We trained the network with a mean-squared error loss to minimize the error between ground truth force and torque vectors F, T and estimated force and torque vectors \hat{F}, \hat{T} .

$$L = \|F - \hat{F}\|^2 + c\|T - \hat{T}\|^2 \quad (1)$$

To compensate for the intrinsic scale difference between force (Newtons) and torque (Newton-meters), we weighted the loss for torque with a constant c . We set c equal to the ratio of the force and torque standard deviations in the training data for each gripper.



Fig. 3. Frames from the test set for both the tendon-actuated gripper and the pneumatic gripper are shown. Estimates from VFTS-Net are visualized as lightly shaded arrows, and ground truth measurements from the force/torque sensor are darkly shaded arrows. We collected data while the gripper was interacting with objects in a variety of environments, including a bathroom, kitchen, dining room, and office space. The bottom right figure for both gripper types shows a failure case. Both grippers estimate force in the Z-axis less accurately.

Method	Gripper	$RMSE_F$ (N)	$RMSE_T$ (Nm)
Mean-Guesser	Tendon-Act.	2.405	0.389
Effort Baseline	Tendon-Act.	1.936	0.246
VFTS-Net	Tendon-Act.	1.688	0.185
Mean-Guesser	Pneumatic	1.388	0.144
VFTS-Net	Pneumatic	0.808	0.051

TABLE I
FORCE AND TORQUE ERROR ON TEST SET

During training, we horizontally flipped images and the corresponding ground truth F/T sensor readings at random. We also augmented the data by varying the brightness, contrast, saturation, and hue of the training images.

We trained VFTS-Net for 300k iterations with a learning rate of $1e-4$ and a batch size of 4. We used the PyTorch framework [39] and the Adam optimizer [40] to train the network. During evaluation, the network runs at 120 FPS on a desktop PC with an RTX 3090 GPU, or 25 FPS on the Stretch RE1’s Intel i5-8259U CPU.

IV. EVALUATION

We conducted a variety of experiments to assess the performance of force and torque estimation. We report results with the held-out test data. In addition, we present three

evaluations with a mobile manipulator to demonstrate the relevance of VFTS to real-world tasks.

A. Evaluation on Held-Out Test Set

We evaluated the performance of VFTS-Net on the test set to assess its ability to infer the forces and torques reported by a conventional wrist-mounted force/torque sensor. In Table I we report the root-mean-squared error for estimated force and torque compared to the ground truth force and torque with force RMSE calculated as:

$$RMSE_F = \sqrt{\frac{1}{N} \sum \|\hat{F} - F\|^2} \quad (2)$$

We also consider two baselines for comparison against VFTS-Net:

- **Mean-Guesser:** We report the error when always guessing the mean forces and torques from the training set.
- **Effort Baseline:** Since motor current relates to output torque, motor currents can be used to approximate the load on the gripper. The Stretch RE1 does not directly report motor current, but provides effort, a unitless quantity proportional to current. We trained a multilayer perceptron (MLP) with 2 hidden layers to estimate force and torque using the same loss function, ground truth data, and testing set as VFTS-Net. The input to the




Fig. 4. **Left:** In the blanket grasping task, the robot then travels downward onto a blanket until a vertical force threshold is reached, then the blanket is grasped. **Center:** In the manikin covering task, the robot carries the corner of a blanket towards the top of the bed until the blanket pulls taut. The blanket is released once a force threshold is exceeded. **Right:** In the bed bathing task, the robot wipes dry erase marker off of a manikin using VFTS-Net to regulate force and follow the curvature of the manikin body.

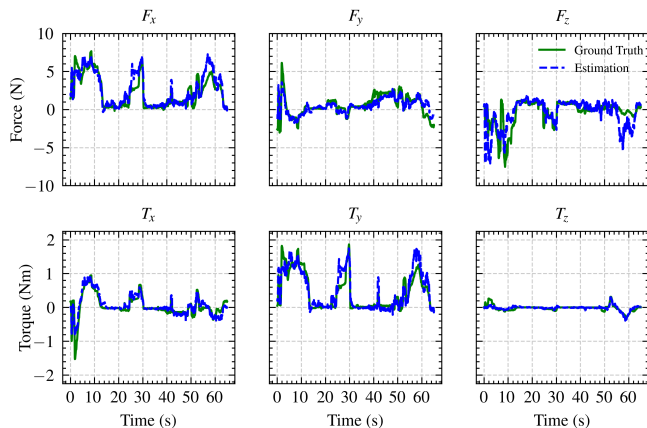


Fig. 5. Typical force and torque estimates for a data sequence recorded with the tendon-actuated gripper. Generally, the estimates from VFTS-Net and the force-torque sensor show good temporal alignment.

network is a vector of six efforts from the following actuators: wrist roll, wrist pitch, wrist yaw, gripper, telescoping arm, and arm lift. Since we only used the robot to collect data for the tendon-actuated gripper, we only report the effort baseline for it.

As shown in Table I, VFTS-Net outperformed the Mean-Guesser and the Effort Baseline. Several frames from the test set are shown in Figure 3. Figure 5 illustrates that the estimated forces and torques have temporal alignment with ground truth measurements.

B. Grasping a Blanket

To evaluate the ability of VFTS to support autonomous manipulation, we implemented and tested three primitive fabric manipulation behaviors. Prior methods for fabric manipulation have used force-sensing approaches [41], [42].

The first task evaluates the robot’s ability to stop when a force threshold has been exceeded when picking up a blanket off the surface of a bed. The robot started with the gripper above the edge of a blanket then moved downward until the vertical force estimated by VFTS-Net exceeded a 3N

Task	Success/Trials
Grasp Blanket	10/10
Cover Manikin	10/10

TABLE II
RESULTS OF FABRIC MANIPULATION EVALUATION

threshold. The robot then closed its gripper and picked the blanket up. If the robot successfully grasped and lifted the blanket, we considered the trial to be successful. Table II shows the results.

C. Pulling a Blanket Over a Manikin

In the second task, the robot pulled a blanket over a manikin. This task evaluated the robot’s ability to pull a blanket and stop when a horizontal force threshold was exceeded. The trial began with the blanket in the gripper, then the mobile base was commanded to travel toward the top of the bed. When the horizontal force estimated by VFTS-Net exceeded a threshold of 2.5N, the robot lowered and released the blanket. If the blanket was not unintentionally released from the gripper and the robot lowered the blanket onto the manikin, we considered the trial to be successful. Table II shows the results.

D. Cleaning a Manikin’s Forearm and Leg

Tasks such as cleaning, polishing, and sanding often use force/torque sensing to apply pressure to the surface. We evaluated VFTS’s ability in a similar task of cleaning a medical manikin’s limbs. This is related to bathing, which is an important activity of daily living (ADL) with which many people require assistance [43].

We designed a simple controller to clean the limb of a manikin using force/torque sensing performed by VFTS and Cartesian gripper motion. The robot starts by holding a cloth above the manikin’s limb. It then lowers the gripper until the force magnitude exceeds a 5N threshold, at which point it stops lowering its gripper. The estimated force vector \hat{F} is assumed to be approximately normal to the surface.

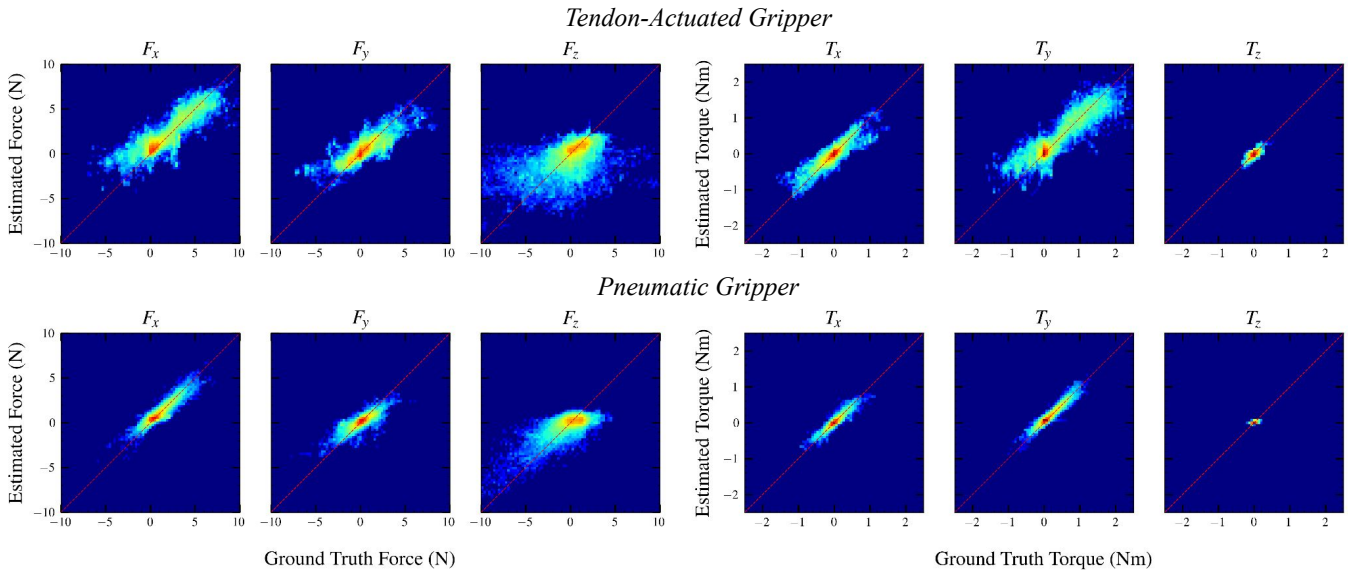


Fig. 6. The ground truth and estimated forces and torques across the test set are visualized as a 2D histogram with a logarithmic coloring scale.

The robot’s pose at time t is denoted as X_t . The robot moves its gripper tangent to the estimated surface normal toward a desired wiping direction \vec{d} . Simultaneously, the robot moves along the vector \hat{F} to maintain a desired contact force magnitude, k_f . Equation 3 represents the control algorithm used by the robot. A new force estimate from VF-TS is used at each time step. The robot reverses the desired direction of motion \vec{d} and moves along the limb by 2 cm once the gripper has reached a minimum vertical position or it has not detected contact with the surface for more than 3 seconds. This results in a back-and-forth motion. The robot does not have any prior knowledge of the cleaning surface geometry.

$$X_{t+1} = X_t + (|\hat{F}| - k_f) \frac{\hat{F}}{|\hat{F}|} + \vec{d} - \text{proj}_{\hat{F}}(\vec{d}) \quad (3)$$

Using this control algorithm, the robot cleaned off the dry erase marker from the limb of a manikin in bed. We conducted 10 trials: 5 trials were performed on the manikin’s left forearm and 5 trials were performed on the manikin’s left thigh. No parameters were varied or tuned during the trials aside from the starting position. We measured success as the percentage of the marker area erased as measured using a simple color filter applied to images taken by an overhead camera. In our 10 trials, the robot cleaned an average of 87% of the marker off of the manikin’s limbs (see Table III). The algorithm typically succeeded near the center of the arm and leg, but failed on the edges of the leg due to the

Region	Trials	Mean Cleaned Area
Arm	5	87.7%
Leg	5	87.5%

TABLE III
RESULTS OF CLEANING A MANIKIN’S LIMBS

high curvature and Z-axis force estimation inaccuracies.

E. Discussion of Performance

Figure 6 shows 2D histograms calculated by comparing the estimated and ground truth force and torque for each of the six axes. The figure shows the ranges of forces and torques in the testing dataset and visualizes per-axis performance.

We found that for both grippers, force estimation in the Z-axis performs more poorly than the X and Y axes. We suspect that this is due to deformations in depth are less observable with a single RGB image, and more likely to be obscured by held objects and gripper forces. In contrast, forces in the X and Y axes are aligned with the image plane.

The pneumatic gripper estimates have lower error than the tendon-actuated gripper for all axes, which may be due to larger deformations of the pneumatic fingers under load.

V. CONCLUSION

We presented Visual Force/Torque Sensing (VF-TS), a method that visually estimates the 6-axis force/torque measurement that would be reported by a conventional wrist-mounted force/torque sensor. Our method uses an external camera with a fisheye lens to observe a soft gripper as it deforms due to loads. VF-TS uses a deep learning model that outputs a 6-axis F/T estimate when given a single RGB image as input. Our method outperformed motor-current based F/T estimation when tested with data from teleoperated manipulation of novel objects in a novel environment. Our method also enabled successful autonomous mobile manipulation of fabrics in three tasks. Overall, our results suggest that an external camera observing a soft gripper can perform useful visual force/torque sensing for a variety of manipulation tasks.

REFERENCES

- [1] W. Kuang, M. Yip, and J. Zhang, "Vibration-based multi-axis force sensing: Design, characterization, and modeling," *IEEE Robotics and Automation Letters*, vol. 5, no. 2, pp. 3082–3089, 2020.
- [2] T. Bhattacharjee, H. M. Clever, J. Wade, and C. C. Kemp, "Material recognition via heat transfer given ambiguous initial conditions," *IEEE Transactions on Haptics*, vol. 14, no. 4, pp. 885–896, 2021.
- [3] J. A. Fishel and G. E. Loeb, "Sensing tactile microvibrations with the biotac—comparison with human sensitivity," in *2012 4th IEEE RAS & EMBS international conference on biomedical robotics and biomechanics (BioRob)*. IEEE, 2012, pp. 1122–1127.
- [4] R. L. Truby, M. Wehner, A. K. Grosskopf, D. M. Vogt, S. G. Uzel, R. J. Wood, and J. A. Lewis, "Soft somatosensitive actuators via embedded 3d printing," *Advanced Materials*, vol. 30, no. 15, p. 1706383, 2018.
- [5] R. Bischoff, J. Kurth, G. Schreiber, R. Koeppe, A. Albu-Schäffer, A. Beyer, O. Eiberger, S. Haddadin, A. Stemmer, G. Grunwald, et al., "The kuka-dlr lightweight robot arm-a new reference platform for robotics research and manufacturing," in *ISR 2010 (41st international symposium on robotics) and ROBOTIK 2010 (6th German conference on robotics)*. VDE, 2010, pp. 1–8.
- [6] R. A. B. Petrea, M. Bertoni, and R. Oboe, "On the interaction force sensing accuracy of franka emika panda robot," in *IECON 2021–47th Annual Conference of the IEEE Industrial Electronics Society*. IEEE, 2021, pp. 1–6.
- [7] G. S. Koonjul, G. J. Zeglin, and N. S. Pollard, "Measuring contact points from displacements with a compliant, articulated robot hand," in *2011 IEEE International Conference on Robotics and Automation*. IEEE, 2011, pp. 489–495.
- [8] M. Y. Cao, S. Laws, and F. R. y Baena, "Six-axis force/torque sensors for robotics applications: A review," *IEEE Sensors Journal*, 2021.
- [9] P. Puangmali, K. Althoefer, L. D. Seneviratne, D. Murphy, and P. Dasgupta, "State-of-the-art in force and tactile sensing for minimally invasive surgery," *IEEE Sensors Journal*, vol. 8, no. 4, pp. 371–381, 2008.
- [10] A. Trejos, R. Patel, and M. Naish, "Force sensing and its application in minimally invasive surgery and therapy: a survey," *Proceedings of the Institution of Mechanical Engineers, Part C: Journal of Mechanical Engineering Science*, vol. 224, no. 7, pp. 1435–1454, 2010.
- [11] U. Kim, Y. B. Kim, D.-Y. Seok, J. So, and H. R. Choi, "A surgical palpation probe with 6-axis force/torque sensing capability for minimally invasive surgery," *IEEE Transactions on Industrial Electronics*, vol. 65, no. 3, pp. 2755–2765, 2017.
- [12] B. Wu, J. Luo, F. Shen, Y. Ren, and Z. Wu, "Optimum design method of multi-axis force sensor integrated in humanoid robot foot system," *Measurement*, vol. 44, no. 9, pp. 1651–1660, 2011.
- [13] D. Estevez, J. G. Victores, R. Fernandez-Fernandez, and C. Balaguer, "Robotic ironing with 3d perception and force/torque feedback in household environments," in *2017 IEEE/RSJ International Conference on Intelligent Robots and Systems (IROS)*. IEEE, 2017, pp. 6484–6489.
- [14] W. Yu, A. Kapusta, J. Tan, C. C. Kemp, G. Turk, and C. K. Liu, "Haptic simulation for robot-assisted dressing," in *2017 IEEE international conference on robotics and automation (ICRA)*. IEEE, 2017, pp. 6044–6051.
- [15] D. Park, Y. Hoshi, H. P. Mahajan, H. K. Kim, Z. Erickson, W. A. Rogers, and C. C. Kemp, "Active robot-assisted feeding with a general-purpose mobile manipulator: Design, evaluation, and lessons learned," *Robotics and Autonomous Systems*, vol. 124, p. 103344, 2020.
- [16] B. Maric, A. Mutka, and M. Orsag, "Collaborative human-robot framework for delicate sanding of complex shape surfaces," *IEEE Robotics and Automation Letters*, vol. 5, no. 2, pp. 2848–2855, 2020.
- [17] J. N. Pires, J. Rammung, S. Rauch, and R. Araújo, "Force/torque sensing applied to industrial robotic deburring," *Sensor Review*, 2002.
- [18] T. Tang, H.-C. Lin, Y. Zhao, W. Chen, and M. Tomizuka, "Autonomous alignment of peg and hole by force/torque measurement for robotic assembly," in *2016 IEEE international conference on automation science and engineering (CASE)*. IEEE, 2016, pp. 162–167.
- [19] D. Kushida, M. Nakamura, S. Goto, and N. Kyura, "Human direct teaching of industrial articulated robot arms based on force-free control," *Artificial Life and Robotics*, vol. 5, no. 1, pp. 26–32, 2001.
- [20] B. Ward-Cherrier, N. Pestell, L. Cramphorn, B. Winstone, M. E. Giannaccini, J. Rossiter, and N. F. Lepora, "The tactip family: Soft optical tactile sensors with 3d-printed biomimetic morphologies," *Soft robotics*, vol. 5, no. 2, pp. 216–227, 2018.
- [21] N. Kuppaswamy, A. Alspach, A. Uttamchandani, S. Creasey, T. Ikeda, and R. Tedrake, "Soft-bubble grippers for robust and perceptive manipulation," in *2020 IEEE/RSJ International Conference on Intelligent Robots and Systems (IROS)*. IEEE, 2020, pp. 9917–9924.
- [22] A. Yamaguchi and C. G. Atkeson, "Combining finger vision and optical tactile sensing: Reducing and handling errors while cutting vegetables," in *2016 IEEE-RAS 16th International Conference on Humanoid Robots (Humanoids)*. IEEE, 2016, pp. 1045–1051.
- [23] W. Yuan, S. Dong, and E. H. Adelson, "Gelsight: High-resolution robot tactile sensors for estimating geometry and force," *Sensors*, vol. 17, no. 12, p. 2762, 2017.
- [24] K. Shimonomura, "Tactile image sensors employing camera: A review," *Sensors*, vol. 19, no. 18, p. 3933, 2019.
- [25] C. W. Kennedy and J. P. Desai, "A vision-based approach for estimating contact forces: Applications to robot-assisted surgery," *Applied Bionics and Biomechanics*, vol. 2, no. 1, pp. 53–60, 2005.
- [26] A. A. Nazari, F. Janabi-Sharifi, and K. Zareinia, "Image-based force estimation in medical applications: A review," *IEEE Sensors Journal*, vol. 21, no. 7, pp. 8805–8830, 2021.
- [27] Z. Chua, A. M. Jarc, and A. M. Okamura, "Toward force estimation in robot-assisted surgery using deep learning with vision and robot state," in *2021 IEEE International Conference on Robotics and Automation (ICRA)*. IEEE, 2021, pp. 12 335–12 341.
- [28] D. Kim, H. Cho, H. Shin, S.-C. Lim, and W. Hwang, "An efficient three-dimensional convolutional neural network for inferring physical interaction force from video," *Sensors*, vol. 19, no. 16, p. 3579, 2019.
- [29] T.-H. Pham, N. Kyriazis, A. A. Argyros, and A. Kheddar, "Hand-object contact force estimation from markerless visual tracking," *IEEE transactions on pattern analysis and machine intelligence*, vol. 40, no. 12, pp. 2883–2896, 2017.
- [30] Z. Li, J. Sedlar, J. Carpentier, I. Laptev, N. Mansard, and J. Sivic, "Estimating 3d motion and forces of person-object interactions from monocular video," in *Proceedings of the IEEE/CVF Conference on Computer Vision and Pattern Recognition*, 2019, pp. 8640–8649.
- [31] P. Grady, C. Tang, S. Brahmabhatt, C. D. Twigg, C. Wan, J. Hays, and C. C. Kemp, "PressureVision: estimating hand pressure from a single RGB image," *European Conference on Computer Vision (ECCV)*, 2022.
- [32] H. M. Clever, P. Grady, G. Turk, and C. C. Kemp, "Bodypressure—inferring body pose and contact pressure from a depth image," *arXiv preprint arXiv:2105.09936*, 2021.
- [33] S. Urban, J. Bayer, C. Osendorfer, G. Westling, B. B. Edin, and P. Van Der Smagt, "Computing grip force and torque from finger nail images using gaussian processes," in *2013 IEEE/RSJ International Conference on Intelligent Robots and Systems*. IEEE, 2013, pp. 4034–4039.
- [34] P. Grady, J. A. Collins, S. Brahmabhatt, C. D. Twigg, C. Tang, J. Hays, and C. C. Kemp, "Visual pressure estimation and control for soft robotic grippers," *2022 IEEE/RSJ International Conference on Intelligent Robots and Systems (IROS)*, 2022.
- [35] SoftGripping by Wegard GmbH. (2022) SoftGripping, the modular design system for flexible gripping. [Online]. Available: <https://soft-gripping.com/>
- [36] ATI Industrial Automation. (2022) F/T Sensor: mini45. [Online]. Available: https://www.ati-ia.com/products/ft/ft_models.aspx?id=mini45
- [37] C. C. Kemp, A. Edsinger, H. M. Clever, and B. Matulevich, "The design of stretch: A compact, lightweight mobile manipulator for indoor human environments," in *2022 International Conference on Robotics and Automation (ICRA)*, 2022, pp. 3150–3157.
- [38] J. Deng, W. Dong, R. Socher, L.-J. Li, K. Li, and L. Fei-Fei, "Imagenet: A large-scale hierarchical image database," in *2009 IEEE Conference on Computer Vision and Pattern Recognition (CVPR)*. IEEE, 2009, pp. 248–255.
- [39] A. Paszke, S. Gross, F. Massa, A. Lerer, J. Bradbury, G. Chanan, T. Killeen, Z. Lin, N. Gimelshein, L. Antiga, A. Desmaison, A. Kopf, E. Yang, Z. DeVito, M. Raison, A. Tejani, S. Chilamkurthy, B. Steiner, L. Fang, J. Bai, and S. Chintala, "Pytorch: An imperative style, high-performance deep learning library," in *Advances in Neural Information Processing Systems* 32, H. Wallach, H. Larochelle, A. Beygelzimer, F. d'Alché-Buc, E. Fox, and R. Garnett, Eds. Curran Associates, Inc., 2019, pp. 8024–8035.
- [40] D. P. Kingma and J. Ba, "Adam: A method for stochastic optimization," in *3rd International Conference on Learning Representations, (ICLR) 2015*, Y. Bengio and Y. LeCun, Eds., 2015.

- [41] M. Kudo, Y. Nasu, K. Mitobe, and B. Borovac, "Multi-arm robot control system for manipulation of flexible materials in sewing operation," *Mechatronics*, vol. 10, no. 3, pp. 371–402, 2000.
- [42] D. Kruse, R. J. Radke, and J. T. Wen, "Collaborative human-robot manipulation of highly deformable materials," in *2015 IEEE international conference on robotics and automation (ICRA)*. IEEE, 2015, pp. 3782–3787.
- [43] T. L. Mitzner, T. L. Chen, C. C. Kemp, and W. A. Rogers, "Identifying the potential for robotics to assist older adults in different living environments," *International journal of social robotics*, vol. 6, no. 2, pp. 213–227, 2014.