

Cadabra and Python algorithms in General Relativity and Cosmology II: Gravitational Waves

Oscar Castillo-Felisola^a, Dominic T. Price^b, Mattia Scomparin^{c,*}

^a*Departamento de Física and Centro Científico y Tecnológico de Valparaíso (CCTVal),
Universidad Técnica Federico Santa María
Casilla 110-V, Valparaíso, Chile*

^b*Department of Mathematical Sciences, Durham University,
South Road, Durham DH1 3LE, United Kingdom*

^c*Via del Grano 33,
Mogliano Veneto, Italy*

Abstract

Computer Algebra Systems (CASs) like Cadabra Software play a prominent role in a wide range of research activities in physics and related fields. We show how Cadabra language is easily implemented in the well established Python programming framework, gaining excellent flexibility and customization to address the issue of tensor perturbations in General Relativity. We obtain a performing algorithm to decompose tensorial quantities up to any perturbative order of the metric. The features of our code are tested by discussing some concrete computational issues in research activities related to first/higher-order gravitational waves.

Keywords: Computer Algebra System, Cadabra, Gravitation, Classical Field theory, Gravitational Waves, Perturbative Field Theory, Python, Cosmology, General Relativity.

1. Introduction

This article is the continuation of our previous work [1] describing the use of Cadabra algorithms within the framework of General Relativity and Cosmology. Cadabra is an open-source Computer Algebra System (CAS) designed for field-theory problems and specialized for both abstract and component computations. The Cadabra language is Python-oriented and works closely with the Python library for symbolic calculations *SymPy*, but uses its own Python class for storing expressions and uses \LaTeX formatting for inputs and outputs.

In the last few years many introductory works about Cadabra [2–5] have appeared. Among all the applications described in this wide bibliography include problems dealing with field theory, differential equations and symbolic matrix algebra. Nevertheless, only a small number of them discuss the currently available spectrum of physical applications which development of Cadabra algorithms supported by Python coding allows. Thanks to its many language constructs and wide ranging standard library, Python is a very complete and flexible programming language employed in many high-performance scientific back-end and front-end applications. In addition, Python offers a wide range of external libraries such as *NumPy*, *SymPy*, *SciPy* and *Matplotlib* which make it a powerful and up-to-date ecosystem for dealing with mathematical, statistical, biological, human and social sciences. From this perspective, an in-depth investigation into how Cadabra algorithms could be consolidated and enhanced with Python is strongly motivated.

Of course there are many other CASs available and which are used in research on a daily basis and which contain specialist packages and functionality for dealing with a wide range of problems, however one of the main motivations for the writing of this paper is to display how even without dedicated functionality already available in the language

*Corresponding author

Email addresses: o.castillo.felisola@protonmail.com (Oscar Castillo-Felisola), dominicprice@outlook.com (Dominic T. Price), mattia.scompa@gmail.com (Mattia Scomparin)

it is not difficult to create very powerful and generic programs by using Python with Cadabra. In particular, we wish to draw to the attention of the reader the following constructs which differ from other CASs and which are used throughout this paper when constructing algorithms and performing other manipulations:

- Expressions in Cadabra are mutable which provides powerful ways to interact with them, especially by combining this with Python iterator constructions which allows expressions to be visited and modified using `for` loops and other intuitive constructs.
- By allowing expressions to be queried for different property types, ‘smart’ algorithms can be written which respond differently to different types of input. Properties can also be dynamically attached to new symbols which allows the construction of functions which programmatically define new sets of objects.
- Python has many useful and performant inbuilt containers which have rich interfaces, and also provides implementations of many more useful container types such as `defaultdict` in the `collections` library. These make storing and accessing related expressions very easy and natural which improves the organisation of the code.
- As Cadabra uses a \LaTeX format for inputting and outputting expressions, expressions can be created or manipulated by using Python’s string and regex functions if a feature is not implemented in Cadabra. While this is not always an optimal solution, it is one of the great strengths of Python which makes it such a productive language that it is almost always possible to achieve some end.

In order to showcase as many of these features as possible, we have chosen to take a more in-depth look at tensor perturbation theory in General Relativity which is by no means the only field topic whose analysis is assisted by using the tools Python and Cadabra offer; but as it is a very well studied topic with a lot of literature dedicated to it we hope this makes the paper accessible to a large audience. Tensor perturbations, also known as Gravitational Waves, are disturbances in the curvature of the spacetime metric and represent one of the most definitive theoretical and phenomenological signatures of General Relativity as a standard theory of gravitation. Recently, gravitational waves have attracted a wide interest thanks to the detections made by the LIGO and Virgo interferometers sourced by compact binary coalescences [6–12].

Having taken gravitational waves as the most effective case study to examine, the main purpose of this work is therefore to put forth the first structured insight on the approach, design, and implementation of hybrid Cadabra and Python functions/commands and methods of defining a new coding environment within Cadabra. In particular, we use our multi-annual experience gained in both Cadabra and Python to provide a programming vision of the entire life-cycle of such a development process, which consists of five phases as displayed in Table 1.

Step	Description	Ref. Secs.
Theory	Analysis, modelling, formalism, reference objects	Sec. 2
Ref. libraries development	Supporting functions & environments, coding core paradigms	Sec. 3
Main algorithms development	Code development, optimization, new user-oriented commands	Sec. 4
Notebooks	Explore the new environment, upgrade Cadabra, communicate	Sec. 5, 6, 7
Testing & Discussion	Timing, performance, perspectives & generalizations	Sec. 8

Table 1: Steps of the development process with related reference sections of this article.

When talking about gravitational waves, methods related to *Perturbation Theory* are essential and Section 2 is dedicated to providing a general overview of tensorial perturbative expansions in General Relativity. In particular, the spacetime metric representing the gravitational field is treated as a series of successive, increasingly small tensor perturbations around a background, where an N -th order gravitational wave solution is obtained by (i) truncating the series by keeping only the first N terms, and (ii) forcing consistency with perturbed General Relativity equations and gauge conditions.

Operating tensorial expansions within Cadabra naturally leads to us introducing in Section 3 a set of new hybrid Cadabra and Python functions (see Table 2) collected inside a library which we call `perturbations.cnb`. These functions are united by the goal of defining the basic perturbative elements we will deal with. They fix the core

assumptions of our algorithms including the formalism, e.g. how perturbations will be represented, and the new user-oriented interface commands, e.g. how to invoke the new perturbative objects obtained in the code. This step is deeply influenced by the Pythonic aesthetic in favour of writing functions that are perfect for the immediate use-case, and which can be developed and tested separately before finally being put together.

Section 4 presents our first result, an algorithm called `perturb()` able to deal with tensor perturbations for every order of a generic tensor defined in terms of the spacetime metric. The following example illustrates the use of our machinery to perturb the Cristoffel connection $\Gamma^\mu{}_{\nu\tau}$, stored in the `ch` variable, up to the second order of metric tensor:

```
connection = perturb(ch, [gLow, gUpp], 'pert', 2)
```

where `gLow` and `gUpp` hold information about the metric tensor.

The code returns the Python dictionary `connection` which contains useful representations of the perturbation such as a symbolic decomposition in the `'sym'` key:

$$\Gamma^\mu{}_{\nu\tau} = {}^{(0)}\Gamma^\mu{}_{\nu\tau} + {}^{(1)}\Gamma^\mu{}_{\nu\tau} + {}^{(2)}\Gamma^\mu{}_{\nu\tau}$$

and an array of the perturbative orders in the `'ord'` key, so in this case `connection['ord'][2]` is

$${}^{(2)}\Gamma^\mu{}_{\nu\tau} = \frac{1}{2}\partial_\tau {}^{(2)}h_{\nu}{}^\mu + \frac{1}{2}\partial_\nu {}^{(2)}h_{\tau}{}^\mu - \frac{1}{2}\partial^\mu {}^{(2)}h_{\nu\tau} - \frac{1}{2}h^{\mu\sigma}\partial_\tau {}^{(1)}h_{\nu\sigma} - \frac{1}{2}h^{\mu\sigma}\partial_\nu {}^{(1)}h_{\tau\sigma} + \frac{1}{2}h^{\mu\sigma}\partial_\sigma {}^{(1)}h_{\nu\tau}$$

More information about the data structure can be found in Table 4.

The algorithm is very performative and has been developed to be both flexible and intuitive, goals which the use of the timing analysis tools introduced in our first paper [1] has helped us to achieve. The results of this analysis are reported in Section 8. The `perturb()` function takes full consideration of the symmetries and other fundamental properties of the perturbed object. This section also presents several examples of computations, focusing on the dependence of timings on properties of perturbed expressions.

The suite composed by the `perturbations.cnb` library and the `perturb()` algorithm defines a new Cadabra perturbative environment that must be explored and used alongside normal Cadabra notebooks. As toy models to provide a staging ground, Section 5 and Section 6 are completely dedicated to first order gravitational waves, obtained in the so-called harmonic gauge, with the respective sections calculating (i) the wave-equation which describes the propagation of first order gravitational waves, and (ii) the related wave-relations. In the last Section 7 we apply our machinery to reproduce some results obtained in Ref. [13], where a complete analytical analysis of vacuum high-order gravitational waves solutions is given. Hence, we provide a computational counterpart of such analysis, highlighting the natural predisposition of Cadabra Software and the newly developed perturbative environment to treat the heavy and onerous nature of high-order tensor calculations. In particular, we discuss how to obtain the numerical coefficients of higher-order gravitational wave solutions.

A final discussion is drawn in Section 8 where we analyse the timing, performance, and perspectives of our new perturbative environment, highlighting the full consistency of our results with the predicted exponential timing behaviour derived from the number of perturbed terms.

The experience gained through all phases of the development process, from designing to release, took us into a leading role in the design of Cadabra and Python algorithms. During the development process we needed to identify the algorithms' bottlenecks and boost their performance to satisfy notebooks' demands about practical manipulating, debugging, and programming issues not covered by Cadabra itself.

With reference to the process followed, we believe that there are some important takeaways of programming in Cadabra:

- *Developing Cadabra algorithms supported by Python offers superior algorithm solutions.* The well-established coding vision coming from Python suggests a more structured way of thinking about algorithms and provides a powerful factory of tools that can inspire many improvements of Cadabra.
- *Cadabra architecture is completely predisposed to work with Python data-structures.* Cadabra expressions are one of the main paradigms of Cadabra's architecture and they are Python objects that can be treated as data inside more complex algorithm structures to be processed.

- *Cadabra algorithms can be debugged and tested in a very smart way.* We exhibit in the first part [1] for the first time some new approaches on Cadabra code debugging. A new approach to test timing performance has been introduced within the new `timing.cnb` library.
- *The development of new computing environments induces an improvement of Cadabra's core.* When working with our new perturbative environment, we needed to introduce new functions into Cadabra's core library, exhibiting a wide range of possible improvements for Cadabra. The fact that the introduction of a new environment has induced an improvement of the standard Cadabra environment shows that Cadabra has new undiscovered domains of improvements that approaches like ours can discover. From this perspective, Cadabra's code and community mutually support and inspire progress with each other.

Finally, it is important to notice that the results developed in this paper can be easily customized with respect to any physical model to which a perturbative approach must be applied, as is the case with statistical mechanics [14], radiative transfer [15], quantum mechanics [16], particle physics [17], fluid mechanics [18], chemistry [19], and many other contexts. Our algorithms are built in such a way that one can cut-and-paste expressions straight from this paper into a Cadabra notebook and customize the content according to specific needs. The main notebooks of this work will be completely available on the official `GitLab` repository.¹

Since new functions have been introduced in the Cadabra core libraries, our code requires a minimum of version 2.3.8 of Cadabra software, and as it is heavily based on the cooperation of Cadabra with Python it is completely incompatible with the old 1.x versions.

2. Overview of Tensor Perturbations in General Relativity

There is a vast, practically limitless, choice of works aimed to introducing the basics of General Relativity and its implications in Cosmology (see for example Refs. [20, 21]). In our analysis, we will follow the notations and conventions defined in the first part of our previous work [1].

As a starting point, let us consider spacetimes affected by small perturbations $h_{\mu\nu}$ about Minkowski spacetime $\eta_{\mu\nu}$. More precisely, the metric tensor $g_{\mu\nu}$ can be written

$$g_{\mu\nu} \equiv {}^{(0)}g_{\mu\nu} + h_{\mu\nu} = \eta_{\mu\nu} + h_{\mu\nu} \simeq \eta_{\mu\nu} + {}^{(1)}h_{\mu\nu}. \quad (1)$$

Note that the linear approximation has been employed and higher order terms than first have been neglected. Consequently, as $g_{\alpha\mu}g^{\mu\beta} = \delta_{\alpha}^{\beta}$, the contravariant metric can be written as $g^{\mu\nu} = \eta^{\mu\nu} - h^{\mu\nu}$, with $h^{\mu\nu} = \eta^{\mu\alpha}\eta^{\nu\beta}h_{\alpha\beta}$. As a consequence, it is clear that the indices of all first-order tensorial quantities will be raised or lowered using the flat Minkowski metric. Adopting such perturbative decompositions, it is simple to exhibit that the first order Einstein's equations

$${}^{(1)}R_{\mu\nu} = \kappa {}^{(1)}S_{\mu\nu}, \quad (2)$$

can be rewritten as

$$\frac{1}{2}\partial_{\nu\rho} {}^{(1)}h_{\mu}{}^{\rho} - \frac{1}{2}\partial^{\rho}{}_{\rho} {}^{(1)}h_{\mu\nu} - \frac{1}{2}\partial_{\mu\nu} {}^{(1)}h_{\rho}{}^{\rho} + \frac{1}{2}\partial_{\mu}{}^{\rho}{}^{(1)}h_{\nu\rho} = \kappa {}^{(1)}S_{\mu\nu}, \quad (3)$$

with κ the constant gravitational coupling and ${}^{(1)}S_{\mu\nu}$ the first-order term of the source tensor, S , defined as

$$S_{\mu\nu} = T_{\mu\nu} - \frac{1}{2}g_{\mu\nu}T.$$

This equation does not possess unique solutions since, given a solution, it will always be possible to identify one another solution performing a coordinate transformation of the form

$$x'^{\alpha} = x^{\alpha} + \xi^{\alpha}(x^{\alpha}), \quad (4)$$

¹See <https://gitlab.com/cdbgr/cadabra-gravity-II>.

where $\partial_{\beta\xi}^{\xi\alpha}$ is of the same order of $h_{\mu\nu}$. This property is known as *gauge invariance*. The redundancy can be removed by fixing a specific coordinate system. For our purposes, it is a good choice to work in the so-called *harmonic gauge*, defined by the condition

$$0 = \Gamma^\sigma = g^{\mu\nu}\Gamma_{\mu\nu}^\sigma, \quad (5)$$

which perturbed up to first order and inserted in Eq. (3) in vacuum yields the first-order gravitational wave equation

$$\partial^\alpha\partial_\alpha^{(1)}h_{\mu\nu} = 0. \quad (6)$$

Without loss of generality, Eq. (6) is solved by tensor plane-wave parametrization solutions that can be parametrized as follows:

$${}^{(1)}h_{\mu\nu} = \mathbf{e}_{\mu\nu} \exp(ik_\lambda x^\lambda) + \bar{\mathbf{e}}_{\mu\nu} \exp(-ik_\lambda x^\lambda), \quad (7)$$

with

$$k_\lambda k^\lambda = 0 \quad \text{and} \quad \mathbf{e}^\lambda{}_\nu k_\lambda - \frac{1}{2}\mathbf{e}^\mu{}_\mu k_\nu = 0. \quad (8)$$

Above, we have introduced the spacetime coordinate x^μ , the wave-number k_λ and the symmetric polarization tensor $\mathbf{e}_{\mu\nu}$ with its complex conjugate $\bar{\mathbf{e}}_{\mu\nu}$. Eqs. (8) are commonly known as the *first-order wave relations*.

The entire framework described in the present section can be extended to higher-order perturbations. As we will see in the following sections, the covariant metric can be decomposed as

$$g_{\mu\nu} \equiv \sum_{n=0}^{\bar{n}} {}^{(n)}g_{\mu\nu} = \sum_{n=0}^{\bar{n}} f_n(\eta, {}^{(1)}h, \dots, {}^{(n)}h). \quad (9)$$

In our notation, ${}^{(n)}Y$ stands for the n -th perturbative order associated to the tensor Y , with \bar{n} the higher perturbative order we are interested in.

In such higher-order context the methods described for first-order perturbations and concept of gauge invariance hold. With reference to the main equations, Eqs. (5) and (6) become

$$0 = {}^{(n)}\Gamma^\sigma(\eta, {}^{(1)}h, \dots, {}^{(n)}h) \quad \text{and} \quad 0 = {}^{(n)}R_{\mu\nu}(\eta, {}^{(1)}h, \dots, {}^{(n)}h) \quad \text{with } n \in \{0, \dots, \bar{n}\}. \quad (10)$$

In particular, wave solutions propagating in vacuum satisfying Eqs. (10) admit a very general parametrization

$${}^{(2n)}h_{\mu\nu} = \Phi^n \left\{ a \eta_{\mu\sigma} \alpha^\sigma{}_\nu + i z \omega c^{-1} {}^{(2n)}b \eta_{\mu\sigma} \beta^\sigma{}_\nu \right\} \exp(i 2 n k_\rho x^\rho) + c.c., \quad (11)$$

with, among all the objects introduced, $\Phi \equiv \mathbf{e}^\mu{}_\nu \mathbf{e}^\nu{}_\mu$ and $\alpha^\sigma{}_\nu, \beta^\sigma{}_\nu$ constant matrices. The numerical coefficients

$$\left\{ {}^{(2n)}a, {}^{(2n)}b \right\} \quad \text{for } n = 1, 2, \dots, \quad (12)$$

characterize each perturbative order solution. Parametrization (11) means that the odd-order solutions do not contribute to the metric perturbation since one can see that all odd-order terms in the metric perturbation vanish identically. This feature may be related to the physical properties of the gravitational interaction [13].

3. Libraries

The code which accompanies this paper is organised into a number of modules, each of which contains functions and computations corresponding to a different section. See Figure 1 for the rooting. This section will introduce the content in the *libraries* directory, which contains general routines which are used throughout the remainder of the paper: (i) *header.cnb* setting up a common environment of property and object definitions, (ii) *perturbations.cnb* which defines general perturbative algorithms which are the building blocks of the discussion.

The remaining files in the *algorithms* directory are the notebooks which accompany the other sections in this paper; *sec4_TensorPerturbationsGR.cnb* defines an algorithm able to deal with tensor perturbations up to every order of a generic tensor defined in terms of the metric tensor (section 4), *sec5_FirstOrderEqGW.cnb* to get first-order gravitational waves equation (section 5), *sec6_FirstOrderGWrel.cnb* to get first-order gravitational wave relations (section 6), and *sec7_HighOrderGWsol.cnb* to study higher-order gravitational wave solutions (section 7).

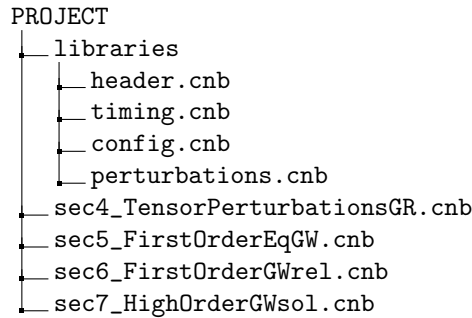


Figure 1: Rooting of the coding.

3.1. The `header.cnb` library

The header library is the same introduced in [1]. We refer to such paper for more information.

3.2. The `config.cnb` library: Defining global configuration variables

This package contains global configuration variables accessible from the notebooks. Its content simply defines the perturbation label and the maximum order in perturbation,

```

1  maxPertOrder = 2
2  pertLabel = 'pert'

```

It is particularly useful for setting the perturbation order of notebooks which differ from the default value by setting it before importing other notebooks, e.g. using

```

import libraries.config as config
config.maxPertOrder = 6

from sec4_TensorPerturbations import *

```

will now use `maxPertOrder = 6`, overriding the default value.

3.3. The `perturbations.cnb` library

This package contains various helper functions to define a standard approach to formally perturb expressions and equations in elementary ways, e.g. formally define standard perturbative formalism for Cadabra, inherit properties from unperturbed objects to perturbed ones, give perturbative decompositions of expressions and equations, substitute perturbative expansions. In order to use this package, we will import it with the standard Python import statement `import libraries.perturbations as perturb`.

Uploading the perturbations library, the following suite of functions will be available, of which we summarize the perspective of purpose in Table 2.

This subsection is dedicated to the definition of appropriate functions aimed at customizing the standard Cadabra commands with Python, adapting them to our purposes. Although the purpose is not immediately understood, the usefulness will be evident in the following

First of all we define a test environment, namely objects and properties to test our functions.

```

# Definitions for test cases
\partial{#}::PartialDerivative.
M{#}::LaTeXForm("\hat{\Psi}").
R{#}::LaTeXForm("\hat{\Phi}").
{M_{\mu\nu},R_{\mu\nu}}::Symmetric.
{T{#},M{#}}::Depends(\partial{#}).

```

Function	Input example	Output example
defPertSymbol	n, A	${}^{(n)}A$
defPertList	\bar{n}, A	${}^{(0)}A, \dots, {}^{(\bar{n})}A$
defPertSum	\bar{n}, A	$A = {}^{(0)}A + \dots + {}^{(\bar{n})}A$
subsPertSums	$A = B$ $A = {}^{(0)}A + \dots + {}^{(\bar{n})}A$ $B = {}^{(0)}B + \dots + {}^{(\bar{n})}B$	${}^{(0)}A + \dots + {}^{(\bar{n})}A = {}^{(0)}B + \dots + {}^{(\bar{n})}B$
getEquationPertOrder	$n, {}^{(0)}A + \dots + {}^{(\bar{n})}A = {}^{(0)}B + \dots + {}^{(\bar{n})}B$	${}^{(n)}A = {}^{(n)}B$

Table 2: The suite of functions defined in `perturbations` library with some examples. The ${}^{(n)}A$ and ${}^{(n)}B$ symbols denote perturbations, with associated weights and properties. The \bar{n} variable stands for the higher perturbative order of the decompositions. In particular, $n \leq \bar{n}$.

```
defPertSymbol(ex:Ex, pertLabel:str, pertOrder:int) -> Ex
Returns a new object with the same structure as ex but with pertOrder appended to its name, and assigns the properties of ex to this new object
```

A really useful function to introduce is `defPertSymbol`, that, given a Cadabra object, a perturbative label, and a perturbative order, returns the associated the symbolic-perturbed Cadabra object. Formally defines standard perturbative formalism for Cadabra, inheriting properties from unperturbed objects to perturbed ones and fixing a perturbation label. Note: the function inherits only `Symmetric`, `TableauSymmetry` and `Depends` properties: other needed properties can be added by customizing the last block code at the end of the function, where such properties are queried to the `Ex` object.

```
2 def defPertSymbol (ex, pertLabel, pertOrder):
3     # Create the perturbed version of the object by appending pertOrder to its name
4     pert = ex.copy()
5     pert.top().name += str(pertOrder)
6     # Create another version where the indices are replaced by {#}
7     pertGeneral = pert.copy()
8     for index in pertGeneral.top().indices():
9         index.erase()
10    pertGeneral.top().append_child("#{}$")
11    # Get the LaTeX form of ex with no indices
12    exName = ex.copy()
13    for index in exName.top().indices():
14        index.erase()
15    exLaTeX = exName._latex_()
16    # Copy the LaTeX form of ex to pertGeneral, with the pertOrder written prefix and superscript
17    LaTeXForm(pertGeneral, Ex(r"\,~^{({s})}%s" % (pertOrder, exLaTeX)))
18    # Assign properties of ex to pert and pertGeneral
19    Weight(pertGeneral, Ex(f'label={pertLabel}, value={pertOrder}'))
20    p_sym = Symmetric.get(ex)
21    if p_sym is not None:
22        p_sym.attach(pert)
23    p_depends = Depends.get(ex)
24    if p_depends is not None:
25        p_depends.attach(pertGeneral)
26    p_tab = TableauSymmetry.get(ex)
27    if p_tab is not None:
28        p_tab.attach(pert)
29    return pert
```

Note that the function automatically recognizes some fundamental properties of the cadabra unperturbed object, and inherits them inside the perturbed symbol. Additionally, let us highlight the use of tableaux symmetry. Some tests

```
defPertSymbol($M_{\mu\nu}$, 'pert', 7);
```

$${}^{(7)}\hat{\Psi}_{\mu\nu}$$

that takes the original Cadabra object $\hat{\Psi}_{\mu\nu}$ and gives the associated seventh-order perturbed symbol ${}^{(7)}\hat{\Psi}_{\mu\nu}$. In particular, the following tests hold:

```
# Testing Inherited Symmetry
x1 = canonicalise($M7_{\mu\nu}+M7_{\nu\mu});
# Testing Dependencies
x2 = unwrap($a \partial_{\rho}\{M7_{\mu\nu}\});
# Testing Inherited Weight
x3 = keep_weight($M7_{\mu\nu}$, $pert=7$);
x4 = keep_weight($M7_{\mu\nu}$, $pert=5$);
x5 = keep_weight($M7_{\mu}^{\nu}$, $pert=7$);
x6 = keep_weight($M7_{\mu}^{\nu}$, $pert=5$);
```

as can be easily seen in the Table 3:

Ex	Tested Property	Input	Output	Passed
x1	Symmetry	${}^{(7)}\hat{\Psi}_{\mu\nu} + {}^{(7)}\hat{\Psi}_{\nu\mu}$	$2{}^{(7)}\hat{\Psi}_{\mu\nu}$	✓
x2	Dependencies	$\partial_{\rho}(a{}^{(7)}\hat{\Psi}_{\mu\nu})$	$a\partial_{\rho}{}^{(7)}\hat{\Psi}_{\mu\nu}$	✓
x3	Weight	${}^{(7)}\hat{\Psi}_{\mu\nu}$	${}^{(7)}\hat{\Psi}_{\mu\nu}$	✓
x4	Weight	${}^{(7)}\hat{\Psi}_{\mu\nu}$	0	✓
x5	Weight	${}^{(7)}\hat{\Psi}_{\mu}^{\nu}$	${}^{(7)}\hat{\Psi}_{\mu}^{\nu}$	✓
x6	Weight	${}^{(7)}\hat{\Psi}_{\mu}^{\nu}$	0	✓

Table 3: Test results for the defPertSymbol function.

Note that after the use of `defPertSymbol($a_{\mu\nu}$, 'x', 2)`, the new symbol `y:=a2_{\mu\nu}` results defined as ${}^{(2)}a_{\mu\nu}$. Also note that such function, once used, fixes weights and dependencies independently from type, position and number of indices, i.e. the previous example defines also the perturbative quantities (and properties) for ${}^{(2)}a_{\mu\nu\rho}$, and ${}^{(2)}a_{\mu}^{\nu}$, and the other mixtures of indices.

Another function that we will use frequently is `defPertList()`.

```
defPertList(ex:Ex, pertLabel:str, maxPertOrder:int) -> List[Ex]
```

Calls defPertSymbol on ex for all values of pertOrder up to and including maxPertOrder, and returns a list of all generated objects

It could be extremely useful for our scope define a set of perturbed symbols. This is exactly the purpose of the `getPertList` function, which takes a Cadabra object and produces with respect to it a Python list containing for each position from 0 (background) to `maxPertOrder` (the higher perturbative order desired) the associated perturbative symbol generated by `defPertSymbol()`. Referring to the passed arguments, such symbol will be characterized by a weight proportional to the array position and labelled by `pertLabel`. Formally the function defines all the perturbative symbols of an object from background to a max perturbative order.

```
30 def defPertList (ex, pertLabel, maxPertOrder):
31     pertList = []
32     for i in range(maxPertOrder+1):
33         symbol_i = defPertSymbol(ex,pertLabel,i)
34         pertList.append(symbol_i)
35     return pertList
```

We thought it might be useful to highlight the initialization of the Python array `pertLs=[]` and the use of the `pertLs.append()` to valorize each position of the array with a Cadabra object in succession. By way of example, the following command

```
x = defPertList($M_{\mu\nu}$, 'pert', 2)
x[1];
```


$${}^{(1)}\hat{\Psi}_{\mu\nu}$$

generates the list $[{}^{(0)}\hat{\Psi}_{\mu\nu}, {}^{(1)}\hat{\Psi}_{\mu\nu}, {}^{(2)}\hat{\Psi}_{\mu\nu}]$, where the n -th element has weight equal to n and inherits the the same dependencies of the $M_{\mu\nu}$ operator.

```
defPertSum(ex:Ex, exPertList:List[Ex]) -> Ex
```

Return an equation with ex on the left hand side, and a sum of the terms in $exPertList$ on the right hand side i.e. write ex as a sum of its perturbative components

Formally defines the decomposition of an Ex object as the sum of perturbative orders contained in exPertList.

```
36 def defPertSum(ex, exPertList):
37     pertSum := 0:
38     for x in exPertList : pertSum += x
39     return $$@(ex) = @(pertSum)$
```

As an example, consider the following case

```
y1 := M_{\mu}:
y2 = defPertList(y1, 'pert', 3)
y3 = defPertSum(y1, y2);
```

$$\hat{\Psi}_{\mu} = {}^{(0)}\hat{\Psi}_{\mu} + {}^{(1)}\hat{\Psi}_{\mu} + {}^{(2)}\hat{\Psi}_{\mu} + {}^{(3)}\hat{\Psi}_{\mu}$$

```
subsPertSums(ex:Ex, partLabel:str, maxPertOrder:int, *pertSums:Ex) -> Ex
```

Substitute $pertSums$ into ex , distribute the result and drop any terms higher than $maxPertOrder$

Substitutes a set of Ex $pertSums$ into a given Ex object. The function automatically drops all terms higher than a $maxPertOrder$ with respect to a certain $partLabel$. The function automatically distinguishes if the expression is or not an equation (drop weight never works fine in equations, hence we need to separate the terms and then rebuild the equation).

```
40 def subsPertSums(ex, partLabel, maxPertOrder, *pertSums):
41     # Substitute and distribute over the result
42     for pertSum in pertSums:
43         substitute(ex, pertSum)
44     distribute(ex)
45     # Remove higher order terms
46     if ex.top().name == r"\equals":
47         # Equation, need to drop left and right hand side separately
48         l, r = lhs(ex), rhs(ex)
49         for i in range(maxPertOrder+1, 2*maxPertOrder+1):
50             drop_weight(l, Ex(f"{partLabel}={i}"))
51             drop_weight(r, Ex(f"{partLabel}={i}"))
52         return $$@(l) = @(r)$
53     else:
54         for i in range(maxPertOrder+1, 2*maxPertOrder+1):
55             drop_weight(ex, Ex(f"{partLabel}={i}"))
56     return ex
```

The Python $*$ symbol allows to pass an arbitrary number of argument objects to the function and entrusts a good flexibility about the function. The validity of the substitutions lies in the correct declarations passed through $*pertSums$.

The effective functioning of this function can be seen with the following example:

```
z1 := R_{\mu}:
z2 = defPertList(z1, 'pert', 3)
z3 = defPertSum(z1, z2)
w = subsPertSums($M_{\mu}R_{\nu}$, 'pert', 3, y3, z3);
```

This code replaces inside the expression $M_{\{\mu\}}R_{\{\nu\}}$ the `defPertSum` of $M_{\{\mu\}}$ and $R_{\{\nu\}}$ separately:

$${}^{(0)}\hat{\Psi}_{\mu} {}^{(0)}\hat{\Phi}_{\nu} + {}^{(0)}\hat{\Psi}_{\mu} {}^{(1)}\hat{\Phi}_{\nu} + {}^{(0)}\hat{\Psi}_{\mu} {}^{(2)}\hat{\Phi}_{\nu} + {}^{(0)}\hat{\Psi}_{\mu} {}^{(3)}\hat{\Phi}_{\nu} + {}^{(1)}\hat{\Psi}_{\mu} {}^{(0)}\hat{\Phi}_{\nu} + {}^{(1)}\hat{\Psi}_{\mu} {}^{(1)}\hat{\Phi}_{\nu} + {}^{(1)}\hat{\Psi}_{\mu} {}^{(2)}\hat{\Phi}_{\nu} + {}^{(2)}\hat{\Psi}_{\mu} {}^{(0)}\hat{\Phi}_{\nu} + {}^{(2)}\hat{\Psi}_{\mu} {}^{(1)}\hat{\Phi}_{\nu} + {}^{(3)}\hat{\Psi}_{\mu} {}^{(0)}\hat{\Phi}_{\nu}$$

Note that terms with an higher order than `maxPertOrder` equal to 3 are removed! Very useful for long computations to avoid terms that will be neglected!

```
getEquationPertOrder(ex:Ex, pertLabel:str, pertOrder:int) -> Ex
Return ex where all terms of an order different to pertOrder are discarded
```

The function `getEquationPertOrder()` gets the specified perturbative order from an equation. We introduce this function because the standard command `keep_weight` doesn't work with equations but only with expressions. Given an expanded equation, gets an established perturbative order

```
57 def getEquationPertOrder (ex, pertLabel, pertOrder):
58     l = keep_weight(lhs(ex), Ex(f"{{pertLabel}}={{pertOrder}}"))
59     r = keep_weight(rhs(ex), Ex(f"{{pertLabel}}={{pertOrder}}"))
60     return @$@l) = @(r)$
```

As an example, the action of the function is as follows

```
m = subsPertSums($M_{\mu}=R_{\nu}$, 'pert', 3, y3, z3);
getEquationPertOrder(m, 'pert', 2);
```

$${}^{(0)}\hat{\Psi}_{\mu} + {}^{(1)}\hat{\Psi}_{\mu} + {}^{(2)}\hat{\Psi}_{\mu} + {}^{(3)}\hat{\Psi}_{\mu} = {}^{(0)}\hat{\Phi}_{\mu} + {}^{(1)}\hat{\Phi}_{\mu} + {}^{(2)}\hat{\Phi}_{\mu} + {}^{(3)}\hat{\Phi}_{\mu}$$

$${}^{(2)}\hat{\Psi}_{\mu} = {}^{(2)}\hat{\Phi}_{\mu}$$

where only second order terms are extracted from the initial equation.

4. Tensor perturbations in General Relativity

The following section aims to introduce and implement a set of useful algorithms designed to make Cadabra a powerful environment to deal with the fundamental symbolical computations related to gravitational waves field. In particular, our goal is to introduce a standard package of functions within Cadabra software to deal with tensor perturbations up to every `maxPertOrder` order of every metric tensor object.

In particular, in this notebook we derive the covariant expansion of the metric tensor in terms of tensor perturbations. We extend this result to fundamental tensor objects in General Relativity (such as the Riemann tensor, Ricci tensor and others).

4.1. Setting the perturbative environment

For this example we shall import the `header`, `config` and `perturbation` modules provided with the bundle of notebooks. Other standard Cadabra modules are imported by the `header` itself.

```
1 from libraries.header import *
2 from libraries.perturbations import *
3 from libraries.config import maxPertOrder, pertLabel
```

See Section 3 for more information.

To characterize our perturbative calculations must define the higher perturbative order we will deal with. Hence we finish setting up the common environment by calling `init_properties` and defining the highest order to which we will be performing our calculations.

```
4 init_properties(coordinates=$t,x,y,z$, metrics=[$g_{\mu\nu}$, $\eta_{\mu\nu}$])
```

We finish the initialisation by assigning weights to the objects that will appear in our perturbative expansion

```

5 \eta{#}::Weight(label=pert,type=multiplicative,value=0).
6 \delta{#}::WeightInherit(label=pert,type=multiplicative,value=1).
7 \partial{#}::WeightInherit(label=pert,type=multiplicative,value=1).

```

As can be easily seen, such operators are weighted as background quantities.

4.2. Covariant Metric Perturbations `gLow[]`

Let us consider a gravitational wave sourced at great distances from the Earth, e.g by two black holes mergers or two neutron star mergers. Due to the distance, the amplitude of the gravitational wave will be very small when it arrives on Earth and this assumption justifies us to put the following decomposition of the covariant metric tensor:

$$g_{\mu\nu} = \eta_{\mu\nu} + {}^{(1)}h_{\mu\nu} + {}^{(2)}h_{\mu\nu}, \quad (13)$$

where $\eta_{\mu\nu}$ is the flat covariant metric tensor and ${}^{(i)}h_{\mu\nu}$ are small successive higher order tensor perturbations. In our notation, `maxPertOrder` stands for the maximum perturbative order with which we want to deal with. Computationally, definition (13) can be implemented in a very smart way. First of all, considering the perturbative unit $h_{\mu\nu}$, its related properties can be defined as follows:

```

8 tensorPert:=h_{\mu\nu}:
9 # Properties
10 {h_{\mu\nu},h^{\mu\nu}}::Symmetric.
11 h{#}::Depends(\partial{#}).

```

To begin, let us obtain a Python list of Cadabra perturbation symbols [${}^{(0)}g_{\mu\nu}$, ${}^{(1)}g_{\mu\nu}$, ${}^{(2)}g_{\mu\nu}$] by using our `defPertList` function

```

12 gPertList = defPertList($g_{\mu\nu}$,pertLabel,maxPertOrder)

```

The `defPertList` function defines, without showing them, the objects `g0`, `g1` `g2` that we can recall every time we need. Finally notice that the `defPertList` function assigns to `gLow['ord']` a Python list, so no initialization `gLow['ord']=[]` as an empty list is needed.

Let us also initialize an empty Python dictionary:

```

13 gLow = {}

```

A dictionary is a collection of objects or variables which can be saved inside it unordered, changeable and indexed through a key item. In Python dictionaries, you can access the items of a dictionary by referring to its key name. For the sake of clarity on our approach, in this work each dictionary will be the key unit containing all the information for each perturbed tensor. As a matter of fact, we will also have a specific dictionary for the connection, a specific dictionary for the Ricci tensor and so on. All these dictionaries will have in common, a part trivial cases, the key names with which access to their values. Key names have a specific meaning referring to the perturbative information we want to use.

On that note, our model of dictionary is described in Table 4, where we use the `gLow` as a prototype, the same rules will be extended to all the other dictionaries

Key	Code	Output	Description
<code>unp</code>	<code>gLow['unp']</code>	$g_{\mu\nu}$	Unperturbed expression
<code>ord</code>	<code>gLow['ord'][1]</code>	${}^{(1)}h_{\mu\nu}$	Perturbative orders of the expression into a list
<code>sym</code>	<code>gLow['sym']</code>	$g_{\mu\nu} = {}^{(0)}g_{\mu\nu} + {}^{(1)}g_{\mu\nu} + {}^{(2)}g_{\mu\nu}$	Symbolic decomposition of the expression

Table 4: Model key names and the specific perturbative information we want to use in our dictionary structure.

Anyway, focusing back up for `gLow`, to valorize the dictionary structure described in Table 4, we can use the following code

```

14 gLow['unp'] = $g_{\mu\nu}$
15 gLow['sym'] = defPertSum(gLow['unp'],gPertList) # Symbolic decomposition
16 gLow['ord'] = defPertList($h_{\mu\nu}$,pertLabel,maxPertOrder) # Initialize (momentarily) ord as a
    pertList of h symbols
17 gLow['ord'][0] = $\eta_{\mu\nu}$
18 for i in range(maxPertOrder+1):
19     l = gPertList[i]
20     r = gLow['ord'][i]
21     gLow['ord'][i] = $@l = @r$

```

We highlight the use of our function `getPertList`, which assigns to `gLow['ord']` a list with all the perturbative orders characterized by a weight proportional to the array position and labelled by `pert`. All the properties of $h_{\mu\nu}$ are inherited inside the ${}^{(i)}h$ by the same function. The function `defPertSum` sums all the perturbative orders into `gLow['sym']`.

In order to test the effectiveness of the code, we try to print the contents of the dictionary

```

gLow['unp'];
gLow['sym'];
gLow['ord'][1];

```

getting respectively

$$g_{\mu\nu} = g_{\mu\nu}^{(0)} + g_{\mu\nu}^{(1)} + g_{\mu\nu}^{(2)}$$

$${}^{(1)}h_{\mu\nu}$$

Note that our algorithm for `gLow` inherits properties of $g_{\mu\nu}$ on ${}^{(i)}h_{\mu\nu}$ independently to the position of their indices position. Consequently, part of the command used can be already employed to calculate the contravariant metric perturbations.

4.3. Contravariant Metric Perturbations `gUpp[]`

Similarly to above we can define the `gUpp` object with entries `unp`, `sym` and `ord`. Unlike before, the definition of the `gUpp[]` dictionary for covariant metric perturbations is a slightly more complicated, as they must be defined in order to satisfy the following identity at each perturbative order:

$$g_{\mu\alpha}g^{\alpha\nu} = \delta_{\nu}^{\mu}, \quad (14)$$

with δ_{ν}^{μ} the Kröner delta function that has a background `WeightInherit` propriety defined in Section 4.1.

We begin with the same approach of the previous case and load temporarily `gUpp[]` as:

```

23 gUpp = {}
24 gUpp['unp'] = $g^{\mu\nu}$
25 gUpp['sym'] = defPertSum(gUpp['unp'],defPertList(gUpp['unp'],pertLabel,maxPertOrder))
26 gUpp['ord'] = [None]*(maxPertOrder+1) # Initialize (momentarily) ord as empty list of fixed positions
27 gUpp['ord'][0] = $g^{\mu\nu}=\eta^{\mu\nu}$

```

Notice that the `defPertList()` function is called inside `defPertSum`. We initialized the `ord` as a list of `None` values, except the background to `eta`. Note the use of `g0`, defined and available thanks to the use of the `defPertList` command used for $g_{\mu\nu}$ in previous code. Note that in this case we directly deal with equalities for `ord`.

So far, we have that `gUpp[]` has the same content of `gLow[]` with raised indices. Some of these values have only been provisionally uploaded and they will be soon replaced. Now, let us introduce the identity (14) written in a slightly modified form

```

28 ident := 0 = \delta_{\rho}^{\nu}-g_{\rho\alpha}g^{\alpha\nu};

```

to calculate the entries.

This identity can be written in terms of the perturbative expansions held in `gLow['sym']` and `gUpp['sym']`. Let us substitute inside it all the obtained decompositions `gLow['dec']` and `gUpp['dec']` with our `subPertSums()` function of Subsection 3.3,

```
29 subsPertSums(ident,pertLabel,maxPertOrder,gLow['sym'],gUpp['sym']);
```

$$0 = \delta_\rho{}^\nu - g_{\rho\alpha}^{(0)} g^{\alpha\nu} - g_{\rho\alpha}^{(0)} g^{\alpha\nu} - g_{\rho\alpha}^{(1)} g^{\alpha\nu} - g_{\rho\alpha}^{(0)} g^{\alpha\nu} - g_{\rho\alpha}^{(2)} g^{\alpha\nu} - g_{\rho\alpha}^{(1)} g^{\alpha\nu} - g_{\rho\alpha}^{(1)} g^{\alpha\nu} - g_{\rho\alpha}^{(2)} g^{\alpha\nu} \quad (15)$$

Note that unnecessary high order terms like $g_{\rho\alpha}^{(2)} g^{\alpha\nu}$ are removed, since `maxPertOrder=2`.

As $g_{\mu\nu}^{(0)} = \eta_{\mu\nu}$ it is clear that $g_{\rho\alpha}^{(0)} g^{\alpha\nu} = \delta_\rho{}^\nu$ and so we can find $g^{\mu\nu}$ by looking at the i -th term in the expansion, which is what the function `getEquationPertOrder` from the `libraries.perturbations.nortebok` does. Examining only terms of order i , the quantity $g^{\alpha\nu}$ can only be accompanied by the factor $g_{\rho\alpha}^{(0)}$ which is the flat metric. By contracting with $\eta^{\mu\rho}$ we can isolate this quantity and then write it in terms of the lower order perturbations by substituting in for the values already calculated in `gLow['ord']` and `gUpp['ord']`. Following such procedure, using Eq. (15) we can assign the correct values to `gUpp['ord']` as follows:

```
30 for i in range(1,maxPertOrder+1):
31     # Select the ith order perturbation
32     order_i = getEquationPertOrder(ident,pertLabel,i)
33     # Multiply through by g0^{\mu\rho} and move g^{\alpha\nu} to the other side
34     manip.multiply_through(order_i, $g0^{\mu\rho}$)
35     distribute(order_i)
36     substitute(order_i, $g0^{\mu\rho}g0_{\rho\alpha}\to\delta^{\mu}_{\alpha}$)
37     manip.add_through(order_i, Ex(r'\delta^{\mu}_{\alpha}'+r'g'+str(i)+r'^{\alpha\nu}'))
38     # Substitute definitions from gLow['ord'] and gUpp['ord']
39     for j in range(0,i+1):
40         substitute(order_i,gLow['ord'][j])
41     for j in range(0,i):
42         substitute(order_i,gUpp['ord'][j])
43     # Simplify result and assign to gUpp['ord']
44     distribute(order_i)
45     eliminate_kronecker(order_i,repeat=True)
46     eliminate_metric(order_i,repeat=True)
47     canonicalise(order_i)
48     gUpp['ord'][i] = order_i
```

In order to test the effectiveness of the code, we print the content of the dictionary

```
gUpp['unp'];
gUpp['sym'];
gUpp['ord'][1];
```

$$g^{\mu\nu} = g^{\mu\nu(0)} + g^{\mu\nu(1)} + g^{\mu\nu(2)}$$

$$g^{\mu\nu(1)} = -h^{\mu\nu(1)}$$

4.4. Generalized Perturbative Function

As we have discussed in the previous sections, working with metric tensor perturbations has in a naturally way introduced a dictionary-model approach in order to collect all the obtained perturbative informations. Following the same philosophy, we modularized our coding in order to highlight the main logical building-blocks operations to decompose a generic tensor quantity. In fact, up to some little modifications, all operations previously discussed can be chained automatically to define a generic decomposition function that we call `perturb`.

```
perturb(ex:Ex, pertDicts:Dict[Ex], pertLabel:str, maxPertOrder:str) -> Dict[Ex]
```

Take an `Ex` object and produces with respect to it a Python dictionary containing the valorized perturbative structure defined in Table 4.

The `perturb` function below takes an `Ex` object and produces dictionaries similar to `gUpp` and `gLow`. Note that the `ord` entry is only calculated when the input `ex` is an equation.

```

49 def perturb(ex, pertDicts, pertLabel, maxPertOrder):
50     # Initialize the pertDict object which will be returned
51     pertDict = {}
52     pertDict['ord'] = [None]*(maxPertOrder+1)
53     if ex.top().name != r"\equals":
54         # Not an equation, 'unp' is just ex and 'sym' the result of defPertSum
55         pertDict['unp'] = ex
56         pertDict['sym'] = defPertSum(ex, defPertList(ex, pertLabel, maxPertOrder))
57     else:
58         # 'unp' and 'sym' are as above
59         pertDict['unp'] = ex[0]
60         pertDict['sym'] = defPertSum(ex[0], defPertList(ex[0], pertLabel, maxPertOrder))
61         # If pertDicts are provided, use them to
62         if pertDicts is not None:
63             # Decompose pertDicts into two components for 'sym' and 'ord'
64             symPertList=[]
65             ordPertList=[]
66             for dic in pertDicts:
67                 symPertList.append(dic['sym'])
68                 ordPertList.append(dic['ord'])
69             # Substitute symbolic decompositions
70             subbed_ex = subsPertSums($@ex$, pertLabel, maxPertOrder, *symPertList, pertDict['sym'])
71             # Iterate over all orders substituting order decompositions
72             for i in range(0, maxPertOrder+1):
73                 cur_order = getEquationPertOrder(subbed_ex, pertLabel, i)
74                 for dec in ordPertList: # All objects to substitute
75                     if dec[0] is not None: # Leave symbolic the expressions
76                         for j in range(i+1): # All orders up to i
77                             substitute(cur_order, dec[j], repeat=True)
78                 # Simplifications
79                 distribute(cur_order)
80                 unwrap(cur_order, repeat=True)
81                 product_rule(cur_order)
82                 eliminate_metric(cur_order, repeat=True)
83                 eliminate_kronecker(cur_order, repeat=True)
84             # Assign result of calculation to 'ord'
85             pertDict['ord'][i] = cur_order
86     return pertDict

```

In addition to the `ex` object to be perturbed and the standard setting arguments `pertLabel` and `maxPertOrder`, the `perturb()` function requires the `pertDicts` variable, namely the list perturbative units needed to perturb `ex` organized in terms of dictionaries whose structure is described in Table 4. Such perturbative units can be obtained by applying the `perturb()` function itself to the lower levels of the perturbative chain conducting to `ex`. As an example, as shown in Subsection 4.4.1, the perturbative expansion of the Einstein tensor $G_{\mu\nu}(g_{\mu\nu}, R_{\mu\nu}, R)$ can be obtained from the perturbative chain $g_{\mu\nu} \rightarrow g^{\mu\nu} \rightarrow \Gamma_{\mu\nu}^{\sigma} \rightarrow R_{\mu\nu\rho\sigma} \rightarrow R_{\mu\nu} \rightarrow R \rightarrow G_{\mu\nu}$. Then, the passed `pertDicts` are decomposed into the two lists `symPertList` and `ordPertList`, collecting all 'sym' and 'ord' contributes separately. Such lists are then employed as substitutions into `cur_order`, the symbolic decomposition of `ex` for each perturbative order. The last part of the function is dedicated to simplifications using standard Cadabra commands. In particular, for optimization reasons, the use of the burdensome `canonicalise` algorithm was deliberately avoided.

4.4.1. Tensor Perturbations: illustrative calculations

We are now ready to concretely test the tools developed in the previous sections, in particular the use of the `perturb` function. The following code creates in few line commands the tensor decomposition of the main metric objects of General Relativity passed from the `header.cnb` file, giving rise to a powerful approach to deal with higher-order perturbations within the Cadabra and Python framework:

```

87 connection = perturb(ch(), [gLow, gUpp], pertLabel, maxPertOrder)
88 riemann = perturb(rm(), [connection], pertLabel, maxPertOrder)
89 ricciTensor = perturb(rc(), [riemann], pertLabel, maxPertOrder)
90 ricciScalar = perturb(rs(), [gUpp, ricciTensor], pertLabel, maxPertOrder)

```

```
91 einstein = perturb(ei(), [gLow,ricciTensor,ricciScalar], pertLabel, maxPertOrder)
```

To verify if the code works correctly, we try to print the `ricciTensor` content:

```
ricciTensor['unp'];
ricciTensor['sym'];
ricciTensor['ord'][1];
```

which finally gives, as expected:

$$\begin{aligned}
 R_{\sigma\nu} &= {}^{(0)}R_{\sigma\nu} + {}^{(1)}R_{\sigma\nu} + {}^{(2)}R_{\sigma\nu} \\
 {}^{(1)}R_{\nu\sigma} &= \frac{1}{2}\partial_{\sigma\tau}{}^{(1)}h_{\nu}{}^{\tau} - \frac{1}{2}\partial^{\tau}{}_{\tau}{}^{(1)}h_{\nu\sigma} - \frac{1}{2}\partial_{\nu\sigma}{}^{(1)}h_{\tau}{}^{\tau} + \frac{1}{2}\partial_{\nu}{}^{\tau}{}^{(1)}h_{\sigma\tau}
 \end{aligned}$$

A further tensor quantity that will prove extremely important in the following sections is the so-called harmonic gauge condition. The harmonic gauge condition is defined as

$$\Gamma^{\sigma} = g^{\mu\nu}\Gamma^{\sigma}{}_{\mu\nu}. \quad (16)$$

Using Cadabra language we can write:

```
92 hg{#}::LaTeXForm("\Gamma").
93 hg := hg^{\sigma} = g^{\mu\nu} ch^{\sigma}{}_{\mu\nu};
```

Following the same approach of the previous decompositions, we compute

```
92 harmonicGauge = perturb(hg, [gUpp,connection], pertLabel, maxPertOrder)
```

yielding

```
harmonicGauge['unp'];
harmonicGauge['sym'];
harmonicGauge['ord'][2];
```

$$\begin{aligned}
 \Gamma^{\sigma} &= {}^{(0)}\Gamma^{\sigma} + {}^{(1)}\Gamma^{\sigma} + {}^{(2)}\Gamma^{\sigma} \\
 {}^{(2)}\Gamma^{\sigma} &= \frac{1}{2}\partial_{\nu}{}^{(2)}h^{\nu\sigma} + \frac{1}{2}\partial^{\nu}{}^{(2)}h_{\nu}{}^{\sigma} - \frac{1}{2}\partial^{\sigma}{}^{(2)}h^{\nu}{}_{\nu} - \frac{1}{2}h^{\sigma\nu}\partial_{\rho}{}^{(1)}h^{\rho}{}_{\nu} - \frac{1}{2}h^{\sigma\nu}\partial^{\rho}{}^{(1)}h_{\nu\rho} \\
 &\quad + \frac{1}{2}h^{\sigma\nu}\partial_{\nu}{}^{(1)}h^{\rho}{}_{\rho} - \frac{1}{2}h^{\mu\nu}\partial_{\nu}{}^{(1)}h_{\mu}{}^{\sigma} - \frac{1}{2}h^{\mu\nu}\partial_{\mu}{}^{(1)}h_{\nu}{}^{\sigma} + \frac{1}{2}h^{\mu\nu}\partial^{\sigma}{}^{(1)}h_{\mu\nu}
 \end{aligned}$$

We can also deal with matter sources like *energy-momentum* tensor and its trace:

```
93 mt := T_{\mu\nu}:
94 tr := T = g^{\mu\nu}T_{\mu\nu}:
95 #Properties
96 {T_{\mu\nu},T_{\mu\nu}}::Symmetric.
97 T{#}::Depends(\partial{#}).
```

Using the `perturb()` function we calculate

```
98 matter = perturb(mt, None, pertLabel, maxPertOrder)
```

to get

```
matter['unp'];
matter['sym'];
matter['ord'][2];
```

$$T_{\mu\nu} = {}^{(0)}T_{\mu\nu} + {}^{(1)}T_{\mu\nu} + {}^{(2)}T_{\mu\nu}$$

Note that if we never pass the list of perturbative dictionaries, a None is returned for ord.

An additional useful example is the following, where a mixture of sym and ord is passed to perturb the trace of the energy-momentum tensor:

```
99 matterTr = perturb(tr, [gUpp, matter], pertLabel, maxPertOrder)

matterTr['unp'];
matterTr['sym'];
matterTr['ord'][2];
```

$$T = {}^{(0)}T + {}^{(1)}T + {}^{(2)}T$$

$${}^{(2)}T = {}^{(2)}T_{\nu}^{\nu} - {}^{(1)}h^{\mu\nu}{}^{(1)}T_{\mu\nu} + {}^{(1)}h^{\alpha}_{\mu} {}^{(1)}h^{\mu\nu}{}^{(0)}T_{\alpha\nu} - {}^{(2)}h^{\mu\nu}{}^{(0)}T_{\mu\nu}$$

It is clear that the tools developed in this Section can be completely customized according to need and used for obtaining higher perturbative orders of the objects already analyzed, just changing the value of maxPertOrder, or for the decomposition of any other tensor.

5. First-order gravitational-waves equation in presence of matter

At this point, we have the fundamental elements for the perturbative decomposition of relevant physical equations. In this Section 5 we linearize the Einstein equations in order to explicitly derive, within the harmonic gauge (16), the wave-equation which describes the propagation of first-order gravitational waves in presence of matter.

For this example we require the results from the previous tutorial sec4_TensorPerturbationsGR, and the header module is imported by inheritance.

```
1 from sec4_TensorPerturbationsGR import *
```

With the previous tutorials we have the fundamental elements for the perturbative decomposition of the Einstein's equations. More details on how obtaining these equations can be found in the tutorial *Einstein equations from a variational principle*.²

```
2 einEq := ei_{\mu\nu}=\kappa T_{\mu\nu};
3 substitute(_, ei());
```

$$G_{\mu\nu} = \kappa T_{\mu\nu}$$

$$R_{\mu\nu} - \frac{1}{2}g_{\mu\nu}R = \kappa T_{\mu\nu}$$

We remember that κ is a constant associated to the gravitational coupling. Einstein's equations can be reformulated by taking the trace of the equations:

```
4 # Multiply through by the metric
5 trEinEq := @(einEq);
6 manip.multiply_through(_, $g^{\mu\nu}$)
7 distribute(_);
8 # Replace contracted indices with scalar quantities
9 substitute(_, $g^{\mu\nu}T_{\mu\nu}->T$)
10 substitute(_, manip.eq_to_subrule(rs()))
```

²The tutorial is available in the web page https://cadabra.science/notebooks/einstein_equations.html


```

11 eliminate_metric(_)
12 eliminate_kronecker(_)
13 # Clean up
14 manip.multiply_through(_,$-1$);

```

$$\begin{aligned}
R_{\mu\nu} - \frac{1}{2}g_{\mu\nu}R &= \kappa T_{\mu\nu} \\
g^{\mu\nu}R_{\mu\nu} - \frac{1}{2}g^{\mu\nu}g_{\mu\nu}R &= g^{\mu\nu}\kappa T_{\mu\nu} \\
R &= -T\kappa
\end{aligned}$$

We can now use the expressions `einEq` and `trEinEq` to write out the source term $S_{\mu\nu}$ which we define here using the perturb function from the pervious section

```

15 S_{\mu\nu}::Symmetric.
16 sm := S_{\mu\nu} = T_{\mu\nu} - 1/2 g_{\mu\nu} T;
17 source = perturb(_,[gLow,matter,matterTr],pertLabel,maxPertOrder)

```

$$S_{\mu\nu} = T_{\mu\nu} - \frac{1}{2}g_{\mu\nu}T$$

It should be noted that for the source tensor $S_{\mu\nu}$ we decide to use only the symbolic decomposition, labelled by the key name 'sum' in the dictionary source. Printing the result we get

```

18 source['sym'];
19 source['ord'][0];

```

$$\begin{aligned}
S_{\mu\nu} &= {}^{(0)}S_{\mu\nu} + {}^{(1)}S_{\mu\nu} + {}^{(2)}S_{\mu\nu} \\
{}^{(0)}S_{\mu\nu} &= {}^{(0)}T_{\mu\nu} - \frac{1}{2}\eta_{\mu\nu} {}^{(0)}T^\rho{}_\rho
\end{aligned}$$

In terms of this quantity the Einstein equations become

```

20 einEq2 := @(einEq):
21 manip.isolate(_,$rc_{\mu\nu}$);
22 # Insert expressions for source term and scalar Einstein equation
23 substitute(_ , manip.isolate(sm, $T_{\mu\nu}$))
24 substitute(_ , trEinEq);
25 # Clean up
26 distribute(_)
27 sort_product(_);

```

$$\begin{aligned}
R_{\mu\nu} &= \kappa T_{\mu\nu} + \frac{1}{2}g_{\mu\nu}R \\
R_{\mu\nu} &= \kappa \left(\frac{1}{2}g_{\mu\nu}T + S_{\mu\nu} \right) - \frac{1}{2}g_{\mu\nu}T\kappa \\
R_{\mu\nu} &= S_{\mu\nu}\kappa
\end{aligned} \tag{17}$$

Equation (17) is the same one obtained in our previous work [1] for $\Lambda = 0$ and the definition of $S_{\mu\nu}$.

The first-order perturbed component of the above expression is given by

```

28 einEq2 = subsPertSums(einEq2,pertLabel,maxPertOrder,source['sym'],ricciTensor['sym']);
29 einEq2 = getEquationPertOrder(einEq2,pertLabel,1);
30 substitute(_ ,ricciTensor['ord'][1]);

```

$$\begin{aligned}
R_{\mu\nu} + {}^{(1)}R_{\mu\nu} + {}^{(2)}R_{\mu\nu} &= {}^{(0)}S_{\mu\nu\kappa} + {}^{(1)}S_{\mu\nu\kappa} + {}^{(2)}S_{\mu\nu\kappa} \\
{}^{(1)}R_{\mu\nu} &= {}^{(1)}S_{\mu\nu\kappa} \\
\frac{1}{2}\partial_{\nu\tau} {}^{(1)}h_{\mu}{}^{\tau} - \frac{1}{2}\partial^{\tau}{}_{\tau} {}^{(1)}h_{\mu\nu} - \frac{1}{2}\partial_{\mu\nu} {}^{(1)}h_{\tau}{}^{\tau} + \frac{1}{2}\partial_{\mu}{}^{\tau} {}^{(1)}h_{\nu\tau} &= {}^{(1)}S_{\mu\nu\kappa}
\end{aligned}$$

This equation does not permit a unique solution since given any solution it will always be possible to identify another solution by performing a coordinate transformation. This property is known as *gauge invariance*. This redundancy can be removed by fixing a specific coordinate system: for our purposes it is a good choice to work in the *harmonic gauge*, defined by the condition:

```
31 hgCond := 0 = hg^{\sigma};
```

$$0 = \Gamma^{\sigma}$$

The first-order perturbed component of the harmonic gauge condition is

```
32 hgCond1 := @(hgCond):
33 hgCond1 = subsPertSums(_,pertLabel,maxPertOrder,harmonicGauge['sym']);
34 hgCond1 = getEquationPertOrder(_,pertLabel,1);
35 substitute(_,harmonicGauge['ord'][1]);
36 # Combine terms which only differ in height on contracted dummy indices
37 hgCond1 = substitute(_,$\partial_{\nu}\{h1^{\nu\sigma}\}->\partial^{\nu}\{h1_{\nu}^{\sigma}\});
```

$$\begin{aligned}
0 &= {}^{(0)}\Gamma^{\sigma} + {}^{(1)}\Gamma^{\sigma} + {}^{(2)}\Gamma^{\sigma} \\
0 &= {}^{(1)}\Gamma^{\sigma} \\
0 &= \frac{1}{2}\partial_{\nu} {}^{(1)}h^{\nu\sigma} + \frac{1}{2}\partial^{\nu}{}_{\nu} {}^{(1)}h_{\nu}{}^{\sigma} - \frac{1}{2}\partial^{\sigma}{}_{\nu} {}^{(1)}h^{\nu}{}_{\nu} \\
0 &= \partial^{\nu}{}_{\nu} {}^{(1)}h_{\nu}{}^{\sigma} - \frac{1}{2}\partial^{\sigma}{}_{\nu} {}^{(1)}h^{\nu}{}_{\nu}
\end{aligned}$$

This allows us to obtain the following constraint

```
38 manip.multiply_through(hgCond1, $2*\eta_{\alpha\sigma}$)
39 manip.apply_through(_, $\partial_{\beta}\{#\}$);
40 # Calculate derivatives
41 distribute(_)
42 product_rule(_)
43 unwrap(_);
44 # Eliminate metric and canonicalise
45 eliminate_metric(_)
46 canonicalise(_)
47 eliminate_kronecker(_)
48 rename_dummies(_);
```

$$\begin{aligned}
0 &= 2\partial_{\beta} \left[\eta_{\alpha\sigma} \left(\partial^{\nu}{}_{\nu} h_{\nu}{}^{\sigma} - \frac{1}{2}\partial^{\sigma}{}_{\nu} h^{\nu}{}_{\nu} \right) \right] \\
0 &= 2\eta_{\alpha\sigma}\partial_{\beta} {}^{\nu}{}_{\nu} h_{\nu}{}^{\sigma} - \eta_{\alpha\sigma}\partial_{\beta} {}^{\sigma}{}_{\nu} h^{\nu}{}_{\nu} \\
0 &= 2\partial_{\beta}{}^{\mu}{}_{\mu} h_{\alpha\mu} - \partial_{\alpha\beta} h^{\mu}{}_{\mu}
\end{aligned}$$

In the following code, the substitution $h_{\mu}^{\mu} \rightarrow h$ is made to allow the operator `manip.to_lhs` the automatically recognise that the addend should be moved to the left hand side of the equation.

```
49 substitute(_,$h1^{\mu}_{\mu}->h1$);
50 manip.to_lhs(_,$\partial_{\alpha}\{\beta\}(h1)$, $exact=True$);
51 substitute(_,$h1->h1^{\mu}_{\mu}$);
```

$$\begin{aligned}
0 &= 2\partial_\beta^{\mu^{(1)}} h_{\alpha\mu} - \partial_{\alpha\beta}^{(1)} h \\
\partial_{\alpha\beta}^{(1)} h &= 2\partial_\beta^{\mu^{(1)}} h_{\alpha\mu} \\
\partial_{\alpha\beta}^{(1)} h^\mu{}_\mu &= 2\partial_\beta^{\mu^{(1)}} h_{\alpha\mu}
\end{aligned}$$

As the partial derivatives commute, we can also deduce that

```
52 \partial_{\beta}^{\mu}(h_{\alpha}{}^{\mu})::Symmetric.
```

Introducing the gauge conditions just obtained in the perturbed Einstein equations `gw_pert`, some suitable algebraic manipulations provide the well-known wave equation in the presence of sources

```
53 einEqGauge = manip.multiply_through(einEq2, $-2$)
54 substitute(einEqGauge, $h_{\mu}{}^{\mu}\to h_{\mu}{}_{\mu}$);
55 substitute(_, hgCond1);
56 substitute(_, $\partial_{\nu\rho}(h_{\mu}{}^{\rho}) \to \partial_{\mu\nu}(h^{\rho}{}_{\rho})$)
57 canonicalise(_);
```

$$\begin{aligned}
-\partial_{\nu\tau}^{(1)} h_{\mu}{}^{\tau} + \partial^{\tau}{}_{\tau} h_{\mu\nu} + \partial_{\mu\nu}^{(1)} h^{\tau}{}_{\tau} - \partial_{\mu}{}^{\tau(1)} h_{\nu\tau} &= -2^{(1)} S_{\mu\nu K} \\
-\partial_{\nu\tau}^{(1)} h_{\mu}{}^{\tau} + \partial^{\tau}{}_{\tau} h_{\mu\nu} + 2\partial_{\nu}{}^{\tau(1)} h_{\mu\tau} - \partial_{\mu}{}^{\tau(1)} h_{\nu\tau} &= -2^{(1)} S_{\mu\nu K} \\
\boxed{\partial^{\tau}{}_{\tau} h_{\mu\nu} = -2^{(1)} S_{\mu\nu K}} & \quad (\text{Wave Equation}) \tag{18}
\end{aligned}$$

In absence of matter fields we get

```
58 waveEq = substitute(_, $S_{\mu\nu}\to 0$);
```

$$\partial^{\tau}{}_{\tau} h_{\mu\nu} = 0 \tag{19}$$

The above equation shows that every component of the metric perturbation satisfy the wave equation.

6. First-order gravitational wave-relations

Working in the so-called harmonic gauge (see Eq. (16)), we consider plane-wave solutions of the wave equation (19) which describes the propagation of gravitational waves in absence of matter fields. We show that such solutions must satisfy the well-known wave-relations. This section is useful for showing the versatility of `cadabra` in managing tensor expressions that belong to the argument of exponential functions.

As with the notebook from the previous section we begin by importing the results of section 4, on top of which we import two functions from the `cadabra` standard library: `replace_index` which renames all indices in a subexpression, and `get_basis_component` which extracts the coefficient of a term.

```
1 from sec4_TensorPerturbationsGR import *
2 from cdb.core.manip import get_basis_component
3 from cdb.utils.indices import replace_index
```

6.1. Definitions

We introduce the spacetime coordinate x^μ , the polarization tensor $\mathbf{e}_{\mu\nu}$ and its complex conjugate $\bar{\mathbf{e}}_{\mu\nu}$

```
4 x::Coordinate.
5 x{#}::Depends(\partial{#}).
6 \pol1{#}::LaTeXForm("\mathbf{e}").
7 \pol2{#}::LaTeXForm("\bar{\mathbf{e}}").
```

Now we can consider the plane-wave solution, parameterised by the wave-number k_λ ,

```
8 sol:=h1_{\mu\nu}=\pol1_{\mu\nu}\exp(i k_\lambda x^{\lambda}) + \pol2_{\mu\nu}\exp(-i k_\lambda x^{\lambda})
```

$${}^{(1)}h_{\mu\nu} = \mathbf{e}_{\mu\nu} \exp(ik_\lambda x^\lambda) + \bar{\mathbf{e}}_{\mu\nu} \exp(-ik_\lambda x^\lambda)$$

where i is the imaginary unit. Here $h_{\mu\nu}$ is symmetric and inherits its dependence on the derivative ∂_μ through $\exp(\pm ik_\lambda x^\lambda)$

```
9 \exp(i k_\lambda x^\lambda)::Depends(\partial\{#\}).
10 \exp(-i k_\lambda x^\lambda)::Depends(\partial\{#\}).
```

For the purposes of our analysis, we restrict to the vacuum wave-equation

```
11 wave_eq := \partial\{\sigma\}\{\partial\{\sigma\}\{h1\{\mu\}\nu\}\} = 0;
```

$$\partial_\sigma{}^{\sigma(1)}h_{\mu\nu} = 0$$

and by the harmonic gauge condition

```
12 gauge_eq := \partial\{\mu\}\{h1\{\mu\}\nu\} - 1/2*\partial\{\nu\}\{h1\{\mu\}\nu\} = 0;
```

$$\partial_\mu{}^{(1)}h^\mu{}_\nu - \frac{1}{2}\partial_\nu{}^{(1)}h^\mu{}_\mu = 0$$

More details on obtaining the wave-equation and the harmonic gauge first-order decomposition can be found in the previous tutorials. In order to handle the derivatives of the exponential function $\exp(\pm ik_\lambda x^\lambda)$, the following replacement rules are required:

```
13 rule_1:=\partial\{\sigma\}\{\partial\{\sigma\}\{\exp(A??)\}\}->\partial\{\sigma\}\{\exp(A??)*\partial\{\sigma\}\{A??\}\};
14 rule_2:=\partial\{\mu\}\{\exp(A??)\}\}->\exp(A??)*\partial\{\mu\}\{A??\};
15 rule_3:=\partial\{\mu\}\{\exp(A??)\}\}\}->\exp(A??)*\partial\{\mu\}\{A??\};
```

$$\begin{aligned} \partial_\sigma{}^\sigma(\exp(A??)) &\rightarrow \partial_\sigma(\exp(A??))\partial^\sigma(A??) \\ \partial^\mu(\exp(A??)) &\rightarrow \exp(A??)\partial^\mu(A??) \\ \partial_\mu(\exp(A??)) &\rightarrow \exp(A??)\partial_\mu(A??) \end{aligned}$$

6.2. First wave-relation

We begin by imposing that the plane-wave $h_{\mu\nu}$ is a solution of the vacuum wave equation

```
16 wave_eq1 := @(wave_eq);
17 substitute(_, sol);
```

$$\begin{aligned} \partial_\sigma{}^{\sigma(1)}h_{\mu\nu} &= 0 \\ \partial_\sigma{}^\sigma(\mathbf{e}_{\mu\nu} \exp(ik_\lambda x^\lambda) + \bar{\mathbf{e}}_{\mu\nu} \exp(-ik_\lambda x^\lambda)) &= 0 \end{aligned}$$

To simplify the expression, we need to use the Cadabra specific `converge` construction, which is essentially a while loop which runs until the predicate expression no longer changes

```
18 converge(wave_eq1):
19   distribute(_)
20   product_rule(_)
21   unwrap(_)
22 wave_eq1;
```

$$\mathbf{e}_{\mu\nu}\partial_\sigma{}^\sigma(\exp(ik_\lambda x^\lambda)) + \bar{\mathbf{e}}_{\mu\nu}\partial_\sigma{}^\sigma(\exp(-ik_\lambda x^\lambda)) = 0$$

Note that $\partial_\sigma{}^\sigma = \partial_\sigma\partial^\sigma$. In order to calculate the derivative ∂^σ we use `substitute` in `rule_1` from above and use the `replace_index` texttrithm imported at the beginning to ensure that all the dummy pairs have unique names

```

23 substitute(_, rule_1)
24 replace_index(_, r'\exp', r'\lambda', r'\psi');

```

$$\mathbf{e}_{\mu\nu}\partial_\sigma\left(\exp\left(ik_\psi x^\psi\right)\partial^\sigma\left(ik_\lambda x^\lambda\right)\right) - \bar{\mathbf{e}}_{\mu\nu}\partial_\sigma\left(\exp\left(-ik_\psi x^\psi\right)\partial^\sigma\left(ik_\lambda x^\lambda\right)\right) = 0$$

We now use the `unwrap` texttrithm to take the constants out of the derivative, substitute in the metric where there are derivatives of the coordinate (i.e. $\partial^\mu x^\alpha \rightarrow \eta^{\mu\alpha}$) and then perform another `unwrap`.

```

25 unwrap(_)
26 substitute(_, $\partial^{\mu}\{x^{\alpha}\} \rightarrow \eta^{\mu\alpha}$);
27 unwrap(_);

```

$$\begin{aligned} \mathbf{e}_{\mu\nu}ik_\lambda\partial_\sigma\left(\exp\left(ik_\psi x^\psi\right)\eta^{\sigma\lambda}\right) - \bar{\mathbf{e}}_{\mu\nu}ik_\lambda\partial_\sigma\left(\exp\left(-ik_\psi x^\psi\right)\eta^{\sigma\lambda}\right) &= 0 \\ \mathbf{e}_{\mu\nu}ik_\lambda\eta^{\sigma\lambda}\partial_\sigma\left(\exp\left(ik_\psi x^\psi\right)\right) - \bar{\mathbf{e}}_{\mu\nu}ik_\lambda\eta^{\sigma\lambda}\partial_\sigma\left(\exp\left(-ik_\psi x^\psi\right)\right) &= 0 \end{aligned}$$

We now calculate the derivative of the exponential using `rule_3` and do another dummy index substitution as above

```

28 substitute(_, rule_3)
29 replace_index(_, r'\exp', r'\psi', r'\pi');

```

$$\mathbf{e}_{\mu\nu}ik_\lambda\eta^{\sigma\lambda}\exp\left(ik_\pi x^\pi\right)\partial_\sigma\left(ik_\psi x^\psi\right) + \bar{\mathbf{e}}_{\mu\nu}ik_\lambda\eta^{\sigma\lambda}\exp\left(-ik_\pi x^\pi\right)\partial_\sigma\left(ik_\psi x^\psi\right) = 0$$

To finish off this calculation we once more use `unwrap` to take out the constants before performing the substitution $\partial_\mu x^\alpha \rightarrow \delta_\mu^\alpha$ and cleaning up the result

```

30 unwrap(_);
31 substitute(_, $\partial_{\mu}\{x^{\alpha}\} \rightarrow \delta_{\mu}^{\alpha}$) # Can also do $\partial_{\mu}\{x^{\alpha}\} : KroneckerDelta
32 eliminate_kronecker(_);
33 eliminate_metric(_);
34 sort_product(_);
35 manip.multiply_through(wave_eq1, $-1$);

```

$$\begin{aligned} -\mathbf{e}_{\mu\nu}k_\lambda\eta^{\sigma\lambda}\exp\left(ik_\pi x^\pi\right)k_\psi\partial_\sigma x^\psi - \bar{\mathbf{e}}_{\mu\nu}k_\lambda\eta^{\sigma\lambda}\exp\left(-ik_\pi x^\pi\right)k_\psi\partial_\sigma x^\psi &= 0 \\ -\mathbf{e}_{\mu\nu}k_\lambda\eta^{\psi\lambda}\exp\left(ik_\pi x^\pi\right)k_\psi - \bar{\mathbf{e}}_{\mu\nu}k_\lambda\eta^{\psi\lambda}\exp\left(-ik_\pi x^\pi\right)k_\psi &= 0 \\ -\exp\left(ik_\pi x^\pi\right)\mathbf{e}_{\mu\nu}k_\lambda k^\lambda - \exp\left(-ik_\pi x^\pi\right)\bar{\mathbf{e}}_{\mu\nu}k_\lambda k^\lambda &= 0 \\ \exp\left(ik_\pi x^\pi\right)\mathbf{e}_{\mu\nu}k_\lambda k^\lambda + \exp\left(-ik_\pi x^\pi\right)\bar{\mathbf{e}}_{\mu\nu}k_\lambda k^\lambda &= 0 \end{aligned}$$

This equation must be true for every value of $\mathbf{e}_{\mu\nu}$ and $\bar{\mathbf{e}}_{\mu\nu}$. Considering for example $\mathbf{e}_{\mu\nu}$, the first wave relation can be extracted using the `get_basis_component`

```

36 wave_eq1 = get_basis_component(wave_eq1, $\pol1{\#}\exp(A??)$);

```

$$\boxed{k_\lambda k^\lambda = 0} \quad (\text{First Wave Relation})$$

Clearly, we would have achieved the same result using `\pol2{\#}\exp(A??)` as the basis.

6.3. Second wave-relation

As $h_{\mu\nu}$ is a small perturbation around the flat spacetime, its indices can be raised or lowered using the Minkowski metric $\eta_{\mu\nu}$

```
37 sol2 := @(sol);
38 manip.multiply_through(_, $\eta^{\{\gamma\mu\}}$)
39 distribute(_)
40 eliminate_metric(_);
```

$$\begin{aligned} {}^{(1)}h_{\mu\nu} &= \mathbf{e}_{\mu\nu} \exp(ik_\lambda x^\lambda) + \bar{\mathbf{e}}_{\mu\nu} \exp(-ik_\lambda x^\lambda) \\ {}^{(1)}h^\gamma{}_\nu &= \mathbf{e}^\gamma{}_\nu \exp(ik_\lambda x^\lambda) + \bar{\mathbf{e}}^\gamma{}_\nu \exp(-ik_\lambda x^\lambda) \end{aligned}$$

Let us impose that the plane-wave $h^\gamma{}_\nu$ satisfies the harmonic-gauge condition and use `distribute` and `unwrap` to move the constants out of the derivative

```
41 wave_eq2 := @(gauge_eq);
42 substitute(_, sol2)
43 distribute(_);
```

$$\begin{aligned} \partial_\mu {}^{(1)}h^\mu{}_\nu - \frac{1}{2} \partial_\nu {}^{(1)}h^\mu{}_\mu &= 0 \\ \partial_\mu (\mathbf{e}^\mu{}_\nu \exp(ik_\lambda x^\lambda)) + \partial_\mu (\bar{\mathbf{e}}^\mu{}_\nu \exp(-ik_\lambda x^\lambda)) - \frac{1}{2} \partial_\nu (\mathbf{e}^\mu{}_\mu \exp(ik_\lambda x^\lambda)) - \frac{1}{2} \partial_\nu (\bar{\mathbf{e}}^\mu{}_\mu \exp(-ik_\lambda x^\lambda)) &= 0 \end{aligned}$$

As with the the first wave-relation, we use `unwrap` to move the constants outside of the derivative, substitute in `rule_3` to calculate the derivative before cleaning up the indices with `replace_index` and calling `unwrap` again

```
44 unwrap(_)
45 substitute(_, rule_3)
46 replace_index(_, r'\exp', r'\lambda', r'\psi')
47 unwrap(_);
```

$$\mathbf{e}^\mu{}_\nu \exp(ik_\psi x^\psi) ik_\lambda \partial_\mu x^\lambda - \bar{\mathbf{e}}^\mu{}_\nu \exp(-ik_\psi x^\psi) ik_\lambda \partial_\mu x^\lambda - \frac{1}{2} \mathbf{e}^\mu{}_\mu \exp(ik_\psi x^\psi) ik_\lambda \partial_\nu x^\lambda + \frac{1}{2} \bar{\mathbf{e}}^\mu{}_\mu \exp(-ik_\psi x^\psi) ik_\lambda \partial_\nu x^\lambda = 0$$

As before we replace $\partial_\mu x^\lambda$ with the Kronecker delta which we then resolve with `eliminate_kronecker`. We then separate out the coefficients of the two different exponential functions using `factor_out`

```
48 substitute(wave_eq2, $\partial_{\{\mu\}}\{x^{\{\lambda\}}\} \rightarrow \delta_{\{\mu\}}^{\{\lambda\}}$);
49 eliminate_kronecker(wave_eq2);
50 factor_out(wave_eq2, $\exp(i k_{\{\psi\}} x^{\{\psi\}}), \exp(-i k_{\{\psi\}} x^{\{\psi\}})$);
```

$$\begin{aligned} \mathbf{e}^\mu{}_\nu \exp(ik_\psi x^\psi) ik_\lambda \delta_\mu{}^\lambda - \bar{\mathbf{e}}^\mu{}_\nu \exp(-ik_\psi x^\psi) ik_\lambda \delta_\mu{}^\lambda - \frac{1}{2} \mathbf{e}^\mu{}_\mu \exp(ik_\psi x^\psi) ik_\lambda \delta_\nu{}^\lambda + \frac{1}{2} \bar{\mathbf{e}}^\mu{}_\mu \exp(-ik_\psi x^\psi) ik_\lambda \delta_\nu{}^\lambda &= 0 \\ \mathbf{e}^\lambda{}_\nu \exp(ik_\psi x^\psi) ik_\lambda - \bar{\mathbf{e}}^\lambda{}_\nu \exp(-ik_\psi x^\psi) ik_\lambda - \frac{1}{2} \mathbf{e}^\mu{}_\mu \exp(ik_\psi x^\psi) ik_\nu + \frac{1}{2} \bar{\mathbf{e}}^\mu{}_\mu \exp(-ik_\psi x^\psi) ik_\nu &= 0 \\ \exp(ik_\psi x^\psi) \left(\mathbf{e}^\lambda{}_\nu ik_\lambda - \frac{1}{2} \mathbf{e}^\mu{}_\mu ik_\nu \right) + \exp(-ik_\psi x^\psi) \left(-\bar{\mathbf{e}}^\lambda{}_\nu ik_\lambda + \frac{1}{2} \bar{\mathbf{e}}^\mu{}_\mu ik_\nu \right) &= 0 \end{aligned}$$

This equation must be true for every value of $\mathbf{e}_{\mu\nu}$ and $\bar{\mathbf{e}}_{\mu\nu}$. Considering for example $\mathbf{e}_{\mu\nu}$, the second wave relation can be extracted using the `get_basis_component` function.

```
51 wave_eq2 = get_basis_component(wave_eq2, $\exp(i k_{\{\psi\}} x^{\{\psi\}})$);
```

$$\boxed{\mathbf{e}^\lambda{}_\nu ik_\lambda - \frac{1}{2} \mathbf{e}^\mu{}_\mu ik_\nu = 0} \quad (\text{Second Wave Relation}) \quad (20)$$

7. Higher-order gravitational-waves solutions in vacuum

In the previous Sections 5 and 6 we only exhibited first-order and second-order perturbative tensor examples. It is clear that the tools developed in Section 4 can be also managed to deal with higher-order problems. For reasons of clarity, we now apply our machinery to reproduce some results obtained in Ref. [13], where a complete analytical analysis of vacuum high-order gravitational waves solutions is given. The scope of the following Section 7 is to provide a computational counterpart of such analysis, highlighting the natural predisposition of Cadabra Software to treat the heavy and onerous nature of high-order tensor calculations. The formalism is introduced in Section 2.

Following the same method exhibited in Ref. [13] (see Section 2.6, Eqs. (63) and (64) of the reference paper), let us consider a general parametrization for background, first-order, and higher-order gravitational wave solutions that travel in the z -coordinate direction

$${}^{(0)}h_{\mu\nu} = 0 \quad {}^{(1)}h_{\mu\nu} = \eta_{\mu\alpha} A_\nu^\alpha \exp(ik_\rho x^\rho), \quad (21)$$

$${}^{(2n)}h_{\mu\nu} = \Phi^n \left({}^{(2n)}a \eta_{\mu\alpha} \alpha_\nu^\alpha + iz\omega c^{-1} {}^{(2n)}b \eta_{\mu\alpha} \beta_\nu^\alpha \right) \exp(i2nk_\rho x^\rho), \quad (22)$$

where $2n$ is the perturbative order, with $n = 1, 2, 3, \dots, N$. Clearly, odd-order solutions are null. In definition (22) we introduced the following quantities

$$\Phi \equiv {}^{(1)}A^\mu{}_\nu {}^{(1)}A^\nu{}_\mu = {}^{(1)}A^\mu{}_\nu {}^{(1)}A_\mu{}^\nu, \quad (23)$$

$$\alpha^\mu{}_\nu = \delta^\mu{}_\nu \equiv \begin{pmatrix} 1 & 0 & 0 & 0 \\ 0 & 1 & 0 & 0 \\ 0 & 0 & 1 & 0 \\ 0 & 0 & 0 & 1 \end{pmatrix} \quad \beta^\mu{}_\nu \equiv \begin{pmatrix} 1 & 0 & 0 & -1 \\ 0 & 0 & 0 & 0 \\ 0 & 0 & 0 & 0 \\ 1 & 0 & 0 & -1 \end{pmatrix} \quad k^\mu \equiv \begin{pmatrix} \omega/c \\ 0 \\ 0 \\ \omega/c \end{pmatrix}, \quad (24)$$

with ${}^{(1)}A^\mu{}_\nu$ the symmetric first-order polarization tensor expressed in terms of cross (${}^{(\times)}h$) and plus (${}^{(+)}h$) states

$${}^{(1)}A^\mu{}_\nu \equiv \begin{pmatrix} {}^{(+)}h & {}^{(\times)}h & 0 & 0 \\ {}^{(\times)}h & -{}^{(+)}h & 0 & 0 \\ 0 & 0 & 0 & 0 \\ 0 & 0 & 0 & 0 \end{pmatrix}. \quad (25)$$

In Eq. (22) the numerical coefficients $\{{}^{(2n)}a, {}^{(2n)}b\}$ will be the result of our computations, and must be found using Einstein's equations in vacuum and the harmonic coordinate conditions at each perturbative order.

$$R_{\mu\nu} = 0 \quad g^{\mu\nu} \Gamma_{\mu\nu}^\sigma = 0, \quad (26)$$

Due to gravitational wave relations, at each perturbative order the following gauge conditions are satisfied:

$$k^\mu k_\mu = 0 \quad k^\mu {}^{(1)}A_{\mu\nu} = 0 \quad k_\mu \beta^{\mu\nu} = 0 \quad (27)$$

7.1. Definitions and modules

As with the notebooks from previous sections we begin by importing the results of Section 4 and functionality from the Cadabra standard library.

```

1 import libraries.config as config
2 config.maxPertOrder=4
3 from sec4_TensorPerturbationsGR import *
4 from cdb.utils.indices import replace_index

```

The header.cnb module has been automatically imported, whereas `sec4_TensorPerturbationsGR` imports our dictionaries `gUpp`, `connection`, `ricciTensor`, etc. containing the perturbative decompositions of the main tensorial quantities we will employ. The maximum perturbative order we will deal with is fixed by the `maxPertOrder` variable, which is valorized into the `sec4_TensorPerturbationsGR` module. This value must be set before executing the calculations. We suggest to use as a starting point low perturbative orders to do not face honerous computational times during the first tests. In our case, we set the value `maxPertOrder=10`.

7.2. Objects and components

The scope of this section is to reproduce the method obtained in Ref. [13, sec. 2.6], in particular the parameterised solutions presented in Eqs. (21) and (22) (with related tensorial parameters), using a *translation* into Cadabra objects. We start making the following property and equation definitions

```

5 # Normalization factor
6 n1 := A^{\mu}_{\nu} A^{\nu}_{\mu} = \Phi.
7 n2 := A^{\mu}_{\nu} A_{\mu}^{\nu} = \Phi.
8 # Properties of parametrizing objects
9 A_{\mu\nu}::Symmetric.
10 B_{\mu\nu}::Symmetric.
11 \exp{#}::Depends(\partial{#}).
12 Z::Depends(\partial{#}).
13 for i in range(maxPertOrder+1):
14     LaTeXForm(Ex(f"a{i}"), Ex(r"\,^{\{s\}}a" % i))
15     LaTeXForm(Ex(f"b{i}"), Ex(r"\,^{\{s\}}b" % i))

```

Note that we use Z in place of the coordinate z in order to avoid the `sympy_bridge` problem (as Cadabra can not currently export expression which use the `Depends` property to `Sympy`) when we evaluate() the expressions. We do the algebraic manipulations using Z and then make the substitution $Z \rightarrow z$ when doing evaluations.

We now construct a list `sol` with parameterized solutions up to `maxPertOrder`. In order to avoid introduce extra metric contractions later, we define these for all the necessary positions of indices using the auxiliary function `all_index_positions`:

```

16 def all_index_positions(ex):
17     tmp := @(ex).
18     res = Ex(r"comma")
19     res.top().append_child(@(ex)$)
20     for contraction, index in [(\eta^{\mu} \lambda, r"\mu"), (\eta^{\lambda} \nu, r"\nu"), (\eta_{\mu} \lambda, r"\mu")]:
21         manip.multiply_through(ex, contraction)
22         distribute(ex)
23         eliminate_metric(ex)
24         eliminate_kronecker(ex)
25         replace_index(ex, r"equals", r"\lambda", index)
26         res.top().append_child(@(ex)$)
27     return res

28 sol = []
29 # Zero and First order by hand
30 sol.append($h0^{\mu\nu} = 0$)
31 sol.append($h1_{\mu\nu} = \eta_{\mu\alpha} A^{\alpha}_{\nu} \exp(i k_{\rho} x^{\rho})$)
32 # Higher order solutions
33 for i in range(2, maxPertOrder+1):
34     # Construct symbols based on current pert order
35     iex, ai, bi, hi = Ex(i), Ex(f'a{i}'), Ex(f'b{i}'), Ex(f'h{i}')
```

We will print out a couple of the elements in this list to ensure that the construction is correct


```
sol[-2][0];
sol[-1][0];
```

$${}^{(3)}h_{\mu\nu} = 0$$

$${}^{(4)}h_{\mu\nu} = \Phi\Phi({}^{(4)}a\eta_{\mu\alpha}\delta^\alpha{}_\nu + i{}^{(4)}bZ\omega c^{-1}\eta_{\mu\alpha}B^\alpha{}_\nu)\exp(4ik_\rho x^\rho)$$

At each perturbative order the gauge conditions $k^\mu k_\mu = 0$, $k^\mu A_{\mu\nu} = 0$ and $k_\mu B^{\mu\nu} = 0$ exposed in (27) are satisfied which we express for all index positions here:

```
49 # Create substitution rules from the gauge parameters
50 gau1 := k^{\mu} k_{\mu} -> 0 , k^{\mu} k^{\mu} -> 0.
51 gau2 := k^{\mu} A_{\mu\nu} -> 0 , k^{\mu} A_{\nu\mu} -> 0,
52 k^{\mu} A_{\mu\nu}^{\nu} -> 0 , k^{\mu} A^{\nu}_{\mu} -> 0,
53 k_{\mu} A^{\nu}_{\mu} -> 0 , k_{\mu} A^{\nu}_{\mu} -> 0,
54 k_{\mu} A^{\nu}_{\mu} -> 0 , k_{\mu} A^{\nu}_{\mu} -> 0.
55 gau3 := k^{\mu} B_{\mu\nu} -> 0 , k^{\mu} B_{\nu\mu} -> 0,
56 k^{\mu} B_{\mu\nu}^{\nu} -> 0 , k^{\mu} B^{\nu}_{\mu} -> 0,
57 k_{\mu} B^{\nu}_{\mu} -> 0 , k_{\mu} B^{\nu}_{\mu} -> 0,
58 k_{\mu} B^{\nu}_{\mu} -> 0 , k_{\mu} B^{\nu}_{\mu} -> 0.
```

7.3. Evaluation of the parameters

With reference to [13], we will now calculate the components of the parameters k_μ , $A_{\mu\nu}$ and $B_{\mu\nu}$.

We first define a function `evaluate_and_complete` which evaluates the components of an equation and uses these to complete a set of substitution rules.

```
59 def evaluate_and_complete(ex, rule, other_components):
60     tmp = evaluate(rule, join(ex, other_components), rhsonly=True)
61     subrules = comp.components_to_subrule(tmp)
62     for subrule in subrules[r'\arrow']:
63         subrule.name = r'\equals'
64         ex.top().append_child(subrule)
65     return ex
```

After defining the components of the Minkowski metric we then use this to write out the components of the parameters k_μ , $A_{\mu\nu}$, $B_{\mu\nu}$ and Φ ,

```
66 # Minkowski flat metric
67 mink := { \eta_{t t} = 1, \eta_{x x} = -1, \eta_{y y} = -1, \eta_{z z} = -1 }.
68 complete(mink, $\eta^{\mu\nu}$);
69 # Position
70 x := {x_{t} = t, x_{x} = -x, x_{y} = -y, x_{z} = -z};
71 # Wavenumber (by Eq. 24)
72 k := {k^t = \omega/c, k^z = \omega/c}.
73 evaluate_and_complete(k, $k_{\mu} = \eta_{\mu\rho}k^{\rho}$, mink);
74 # Solution's parameters (from eqns (65) and (25))
75 A := {A^x_x = -p, A^x_y = -m, A^y_x = -m, A^y_y = p}.
76 evaluate_and_complete(A, $A^{\mu\nu} = \eta^{\nu\rho}A^{\mu}_{\rho}$, mink)
77 evaluate_and_complete(A, $A_{\mu\nu} = \eta_{\mu\rho}A^{\rho}_{\nu}$, mink)
78 evaluate_and_complete(A, $A^{\mu\nu} = \eta^{\nu\sigma}A_{\mu\sigma}$, mink);
79 B := {B^t_t = 1, B^t_z = -1, B^z_t = 1, B^z_z = -1}.
80 evaluate_and_complete(B, $B^{\mu\nu} = \eta^{\nu\rho}B^{\mu}_{\rho}$, mink)
81 evaluate_and_complete(B, $B_{\mu\nu} = \eta_{\mu\rho}B^{\rho}_{\nu}$, mink)
82 evaluate_and_complete(B, $B^{\mu\nu} = \eta^{\nu\sigma}B_{\mu\sigma}$, mink);
83 # Normalisation
84 norm = manip.swap_sides($@n1$)
85 evaluate(norm, A);
```

to get the following evaluated components

$$\begin{aligned}
& [\eta_{tt} = 1, \eta_{xx} = -1, \eta_{yy} = -1, \eta_{zz} = -1, \eta^{tt} = 1, \eta^{xx} = -1, \eta^{yy} = -1, \eta^{zz} = -1] \\
& [x_t = t, x_x = -x, x_y = -y, x_z = -z] \\
& [k^t = \omega c^{-1}, k^z = \omega c^{-1}, k_t = \omega c^{-1}, k_z = -\omega c^{-1}] \\
& [A^x_x = -p, A^x_y = -m, A^y_x = -m, A^y_y = p, A^{xx} = p, A^{xy} = m, A^{yx} = m, A^{yy} = -p, \\
& A_{xx} = p, A_{xy} = m, A_{yx} = m, A_{yy} = -p, A_x^x = -p, A_x^y = -m, A_y^x = -m, A_y^y = p] \\
& [B^t_t = 1, B^z_z = -1, B^z_t = 1, B^z_z = -1, B^{tt} = 1, B^{tz} = 1, B^{zt} = 1, B^{zz} = 1, \\
& B_{tt} = 1, B_{tz} = -1, B_{zt} = -1, B_{zz} = 1, B_t^t = 1, B_t^z = 1, B_z^t = -1, B_z^z = -1] \\
& \Phi = 2m^2 + 2p^2
\end{aligned}$$

7.4. Einstein Equation and Harmonic Gauge

To evaluate the numerical values of the parameters $^{(i)}a$ and $^{(i)}b$ we will need to calculate the components of the Einstein equations and harmonic gauge condition at different perturbative orders. We begin by calculating the symbolic decomposition of these equations with `subsPertSums` function defined in Subsection 3.3

```

86 # Einstein Equation: symbolic decomposition
87 ein := 0 = rc_{\mu\nu};
88 ein = subsPertSums(ein, pertLabel, maxPertOrder, ricciTensor['sym']);
89 # Harmonic Gauge condition: symbolic decomposition
90 gau := 0 = g^{\mu\nu} ch^{\sigma}_{\mu\nu};
91 gau = subsPertSums(gau, pertLabel, maxPertOrder, gUpp['sym'], connection['sym']);

```

$$\begin{aligned}
0 &= R_{\mu\nu} \\
0 &= {}^{(0)}R_{\mu\nu} + {}^{(1)}R_{\mu\nu} + {}^{(2)}R_{\mu\nu} + {}^{(3)}R_{\mu\nu} + {}^{(4)}R_{\mu\nu} \\
0 &= g^{\mu\nu} \Gamma^{\sigma}_{\mu\nu} \\
0 &= {}^{(0)}g^{\mu\nu} \Gamma^{\sigma}_{\mu\nu} + {}^{(0)}g^{\mu\nu(1)} \Gamma^{\sigma}_{\mu\nu} + {}^{(0)}g^{\mu\nu(2)} \Gamma^{\sigma}_{\mu\nu} + {}^{(0)}g^{\mu\nu(3)} \Gamma^{\sigma}_{\mu\nu} + {}^{(0)}g^{\mu\nu(4)} \Gamma^{\sigma}_{\mu\nu} + {}^{(1)}g^{\mu\nu(0)} \Gamma^{\sigma}_{\mu\nu} + {}^{(1)}g^{\mu\nu(1)} \Gamma^{\sigma}_{\mu\nu} + {}^{(1)}g^{\mu\nu(2)} \Gamma^{\sigma}_{\mu\nu} \\
&\quad + {}^{(1)}g^{\mu\nu(3)} \Gamma^{\sigma}_{\mu\nu} + {}^{(2)}g^{\mu\nu(0)} \Gamma^{\sigma}_{\mu\nu} + {}^{(2)}g^{\mu\nu(1)} \Gamma^{\sigma}_{\mu\nu} + {}^{(2)}g^{\mu\nu(2)} \Gamma^{\sigma}_{\mu\nu} + {}^{(3)}g^{\mu\nu(0)} \Gamma^{\sigma}_{\mu\nu} + {}^{(3)}g^{\mu\nu(1)} \Gamma^{\sigma}_{\mu\nu} + {}^{(4)}g^{\mu\nu(0)} \Gamma^{\sigma}_{\mu\nu}
\end{aligned}$$

We now define the function `subsParamSol` which takes a symbolic decomposition `ex` of order `pertOrder` and substitutes in the parameterizations in the `sol` list.

To begin, we loop over all the metric perturbations $^{(i)}h$ up to `maxPertOrder` and substitute in the parameterized solutions from `sol`

```

92 def subsParamSol(ex, pertOrder):
93     # Substitute in the parameterized solutions
94     for j in range(1, pertOrder+1):
95         substitute(ex, sol[j])

```

We then unnest the resulting expression so that derivatives of products of exponentials are replaced with products of derivatives.

```

96 # Get derivatives of \exp only. Maximum 2nd derivatives in expression
97 converge(ex):
98     distribute(ex)
99     product_rule(ex)
100     unwrap(ex)

```

We also need to lower the indices of the derivatives,

```

101 # Calculate derivatives of \exp: (a) lower indices on derivatives
102 substitute(ex, $\partial^{\mu}\{Q??\} \to \eta^{\mu\nu}\partial_{\nu}\{Q??\}$)
103 substitute(ex, $\partial^{\mu}_{\nu}\{Q??\} \to \eta^{\mu\rho}\partial_{\rho}\{Q??\}$)
104 substitute(ex, $\partial_{\nu}\{Q??\} \to \eta^{\nu\rho}\partial_{\rho}\{Q??\}$)

```

We are now ready to perform the differentiation by the substituting in the definitions $\partial_\nu \exp(a i k_\rho x^\rho) \rightarrow a i k_\nu$, and $\partial_{\mu\nu} \exp(a i k_\rho x^\rho) \rightarrow -a^2 k_\mu k_\nu$,

```

105 # Calculate derivatives of \exp: (b) execute derivatives with substitutions
106 for j in range(1,pertOrder+1):
107     jex = Ex(j)
108     substitute(ex, $\partial_{\nu}\{\exp(@(jex) i k_{\rho}x^{\rho})\} \rightarrow @(jex) i k_{\nu}\}$)
109     substitute(ex, $\partial_{\mu\nu}\{\exp( @(jex) i k_{\rho}x^{\rho})\} \rightarrow -@(jex) @(jex) k_{\mu}k_{\nu}\}$)
110     substitute(ex, $\exp(@(jex) i k_{\rho}x^{\rho}) \rightarrow 1\}$)

```

Now that we have substituted in these expressions we can insert the gauge symmetries

```

111 # Insert gauge symmetries
112 substitute(ex,gau1)
113 substitute(ex,gau2)
114 substitute(ex,gau3)

```

To finish off, we perform some final simplifications by setting the second derivatives of the coordinates to 0, removing trace terms of B and eliminating any contracted metrics and Kronecker deltas:

```

115 eliminate_metric(ex, repeat=True)
116 eliminate_kronecker(ex, repeat=True)
117 # Set second derivatives of coordinates to 0
118 substitute(ex, $\partial_{\mu\nu}\{Z\} \rightarrow 0\}$)
119 substitute(ex, $\partial_{\mu}\{\nu\}\{Z\} \rightarrow 0\}$)
120 substitute(ex, $\partial^{\mu}\{\nu\}\{Z\} \rightarrow 0\}$)
121 substitute(ex, $\partial^{\mu\nu}\{Z\} \rightarrow 0\}$)
122 # Trace of B matrix is zero
123 substitute(ex, $B^{\rho}\{\rho\} \rightarrow 0\}$)
124 substitute(ex, $B_{\rho}\{\rho\} \rightarrow 0\}$)
125 return ex

```

We use this to substitute in the parameterized solutions to $g^{\mu\nu}$, $\Gamma^{\rho}_{\mu\nu}$ and $R_{\mu\nu}$ which will be needed to fully expand the solutions

```

126 # Copy the the lists calculated in section 4
127 evalG = gUpp['ord'].copy()
128 evalC = connection['ord'].copy()
129 evalR = ricciTensor['ord'].copy()
130 # Substitute in the orders of the parameterized solutions
131 for i in range(1,maxPertOrder+1):
132     evalG[i] = subsParamSol(evalG[i],i)
133     evalC[i] = subsParamSol(evalC[i],i)
134     evalR[i] = subsParamSol(evalR[i],i)

```

We define a final function evalParam which evaluates ex over the given components and simplifies the result

```

135 def evalParam(ex, components):
136     ex = comp.get_component(ex, components)
137     # Lower indices
138     substitute(ex, $Z\rightarrow z\}$)
139     distribute(ex)
140     eliminate_kronecker(ex, repeat=True)
141     eliminate_metric(ex, repeat=True)
142     # Extract component and enter values
143     expand_dummies(ex, join(A, join(B, join(k, mink))))
144     substitute(ex, join(k, mink))
145     substitute(ex, $\partial_{z}\{z\} \rightarrow 1, \partial_{t}\{z\} \rightarrow 0, \partial_{x}\{z\} \rightarrow 0, \partial_{y}\{z\} \rightarrow 0\}$)
146     substitute(ex, $\partial^z\{z\} \rightarrow -1, \partial^t\{z\} \rightarrow 0, \partial^x\{z\} \rightarrow 0, \partial^y\{z\} \rightarrow 0\}$)
147     substitute(ex, norm)
148     # Clean up

```

```

149     collect_factors(ex)
150     distribute(ex)
151     eliminate_kronecker(ex)
152     return ex

```

7.5. Calculation of coefficients

We are now ready to calculate the coefficients a and b . We will keep them in two lists in a dictionary such that the i th element contains the value of ${}^{(i)}a$ or ${}^{(i)}b$. We define and initialise these here with the first two orders which are trivial:

```

153     # Define the list of coefficients
154     coeffs = {
155         'a': [None] * (maxPertOrder+1),
156         'b': [None] * (maxPertOrder+1)
157     }
158     coeffs['a'][0], coeffs['b'][0] = $a0 -> 0$, $b0 -> 0$
159     coeffs['a'][1], coeffs['b'][1] = $a1 -> 0$, $b1 -> 0$

```

We now iterate through the remaining orders calculating the values of these coefficients at these orders by examining the Einstein and gauge equations at this order and substituting in the values calculated for the lower orders.

We begin by defining expressions for the variables ${}^{(i)}a$ and ${}^{(i)}b$ so that we can pull them in to our equations later,

```

160     for i in range(2, maxPertOrder+1):
161         ai, bi = Ex(f'a{i}'), Ex(f'b{i}')

```

For odd orders the values are always 0 and so we make a special case for these values,

```

162     # Check if the order is odd (and thus = 0) or even (and requires calculation)
163     if i%2 == 1:
164         coeffs['a'][i] = $@(ai) -> 0$
165         coeffs['b'][i] = $@(bi) -> 0$

```

For even orders we begin by getting the i -th order of the equation and substituting in the decompositions of the Einstein equation and gauge conditions which we calculated earlier

```

166     else:
167         # Get the perturbative order of each equation
168         eq1 = getEquationPertOrder(ein,pertLabel,i)
169         eq2 = getEquationPertOrder(gau,pertLabel,i)
170         # Substitute in the perturbed orders
171         for j in range(i+1):
172             substitute(eq1, evalR[j]) #ein
173             substitute(eq2, evalG[j]) #gau
174             substitute(eq2, evalC[j]) #gau

```

We now simplify the gauge equation in the usual style by eliminating metric tensors which can raise and lower indices, substituting in the gauge conditions and enforcing the tracelessness of B ,

```

175     eliminate_metric(eq2, repeat=True)
176     eliminate_kronecker(eq2, repeat=True)
177     substitute(eq2, gau1)
178     substitute(eq2, gau2)
179     substitute(eq2, gau3)
180     substitute(eq2, $B^{\rho}_{\rho}->0$)
181     substitute(eq2, $B_{\rho}^{\rho}->0$)

```

Then, we go through the previous perturbative orders which we have already calculated numerical values for and substitute these in,

```

182     # Substitute in the previously calculated coefficients
183     for j in range(1,j):
184         substitute(eq1, coeffs['a'][j])

```

```

185     substitute(eq1, coeffs['b'][j])
186     substitute(eq2, coeffs['a'][j])
187     substitute(eq2, coeffs['b'][j])

```

In order to calculate the numerical value at this order, we extract the t components of the equations and use the `linsolve` algorithm from the `cdb.core.solve` library to solve for $^{(i)}a$ and $^{(i)}b$ which we then append to the `coeffs` arrays

```

188     # Evaluate equations
189     eq1 = evalParam(eq1, $t, t$)
190     eq2 = evalParam(eq2, $t$)
191     # Solve the component equations as a linear system
192     sols = solv.linsolve($@(eq1), @(eq2)$, $@(ai), @(bi)$)
193     # Append our newly calculated solutions
194     coeffs['a'][i] = sols[0][0]
195     coeffs['b'][i] = sols[0][1]

```

We can now display the numerical values of $^{(i)}a$ and $^{(i)}b$:

```

196     for a, b in zip(*coeffs.values()):
197         $@(a), @(b)$;

```

$$\left[a \rightarrow 0, {}^{(1)}b \rightarrow 0 \right] \quad \left[a \rightarrow \frac{3}{16}, {}^{(2)}b \rightarrow -\frac{1}{8} \right] \quad \left[a \rightarrow 0, {}^{(3)}b \rightarrow 0 \right] \quad \left[a \rightarrow -\frac{1}{64}, {}^{(4)}b \rightarrow -\frac{1}{32} \right]$$

Although exemplified the code for `maxPertOrder=4`, we manage to calculate the terms up to `maxPertOrder=10`. With respect to the reference paper, we have found from our calculations that the $^{(4)}a$ coefficient is $-\frac{1}{64}$ instead of $\frac{1}{64}$. As the use of this value has led to calculating higher order coefficient which agree with the reference paper, we believe that this is a typographical error in the paper. For the sake of completeness, we report the remaining higher order coefficients,

$$\left[a \rightarrow 0, {}^{(5)}b \rightarrow 0 \right] \quad \left[a \rightarrow \frac{13}{4608}, {}^{(6)}b \rightarrow -\frac{1}{1536} \right] \quad \left[a \rightarrow 0, {}^{(7)}b \rightarrow 0 \right] \\ \left[a \rightarrow -\frac{83}{131072}, {}^{(8)}b \rightarrow -\frac{65}{147456} \right] \quad \left[a \rightarrow 0, {}^{(9)}b \rightarrow 0 \right] \quad \left[a \rightarrow \frac{5023}{31457280}, {}^{(10)}b \rightarrow \frac{163}{3145728} \right]$$

8. Discussion and conclusions

Computer algebra systems are essential to many research problems in physics and other related fields, and due to the wide variety of technical challenges which these problems demand these tools need to possess a large amount of flexibility and customization. One of the major advantages of Cadabra is its direct connection with Python which allows it to take advantage of the powerful constructs and the numerous libraries which Python has. In this article we have continued on from the discussion of the previous paper [1], where the applicability of Cadabra to calculations in general relativity was demonstrated, to show that more general algorithms can be constructed and exemplifying this by using tensor perturbations in general relativity as a case study. This allowed us to show Cadabra's capabilities in handling abstract tensor equations and performance when handling very large expressions, as well as providing the possibility of extension beyond general relativity into other fields where perturbation theory is used such as atomic physics, condensed matter theory and particle physics.

The central algorithm of the paper is the `perturb` function from section 4 which provides a general way of decomposing an object as a perturbative expansion in terms of other objects, which in this paper has allowed us to represent many different quantities in terms of metric perturbations. By employing the results from this we first derived the wave-equation in the harmonic gauge for the propagation of first order gravitational waves in the presence of matter and their wave-relations in a vacuum. Having calculated this, we then show that Cadabra is capable of handling high-order tensor calculation by calculating coefficients for wave equations up to the 10th order.

We present here some comments on the complexity of the `perturb` function and the calculation of the higher order coefficients to illustrate the limits of how far can be explored using this technique before the computational

power required becomes excessive. We next look at Fig. 2 which shows the amount of time spent performing various routines inside the perturb function for several different objects.

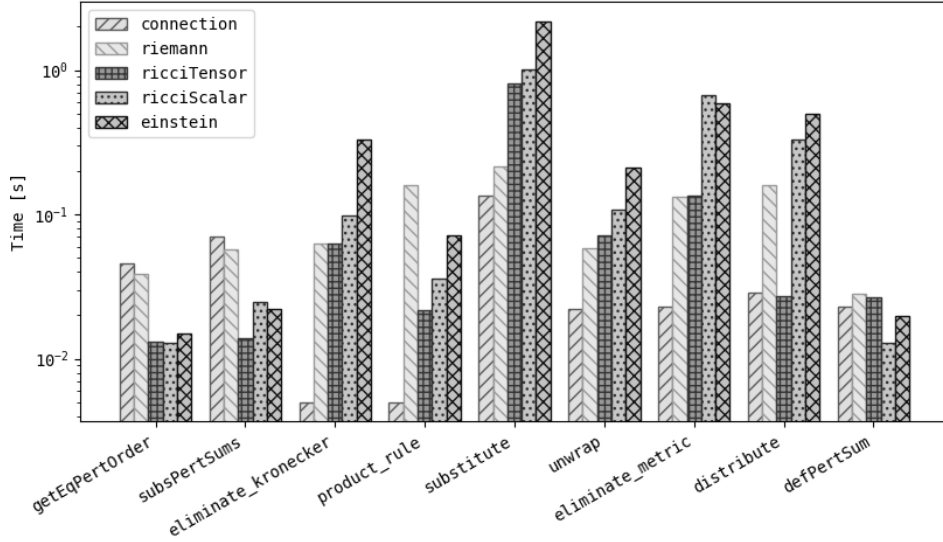


Figure 2: Breakdown of time spent in the subroutines of perturb

The non-uniformity of this graph is a result of various inherent properties of the different expressions which mean that the various algorithms must do different amounts of work on each object. This is most clearly shown in the `product_rule` algorithm, where the connection which relies only on a single derivative of the metric spends almost no time but the Riemann tensor which is composed of more complicated derivatives of Christoffel symbols spends the most time out of any algorithm. However, the overall behaviour is defined by the most expensive operation which is in all cases `substitute`; as this is a property which does not depend on any property of the expression other than its size, this shows that the dominant property which governs the complexity of the perturb algorithm is size of the expression which is directly related to the number of terms in the expression

We next concentrate on the graph in Fig. 3 which shows the complexity of the perturb function over different perturbative orders.

As can be seen, the complexity for each object is well described by an exponential relation with the perturbative order. This general pattern is a consequence of the number of terms at each perturbative order. To give a theoretical justification that this grows exponentially, we can consider the connection given by

$$\Gamma^{\mu}_{\nu\tau} = \frac{1}{2}g^{\mu\sigma}(\partial_{\tau}g_{\nu\sigma} + \partial_{\nu}g_{\tau\sigma} - \partial_{\sigma}g_{\nu\tau}) \quad (28)$$

Terms in the perturbative expansion of ${}^{(n)}\Gamma^{\mu}_{\nu\tau}$ consist of a product of metric perturbations ${}^{(i)}h_{\mu\nu}$ and exactly one derivative $\partial_{\rho}{}^{(i)}h_{\mu\nu}$. As the sum of the individual perturbative orders of ${}^{(i)}h_{\mu\nu}$ must equal n , the total number of possible terms is given by the number of ordered partitions of n which can be shown to be given by $P(n) = 2^{n-1}$. As ${}^{(i)}h_{\mu\nu}$ is symmetric there are three unique combinations of indices for the derivative term and therefore the total number of terms at each order is given by $3 \cdot 2^{n-1}$, which agrees very well with the growth factor shown in the graph.

Finally we make a quick comment on the behaviour shown in Fig. 4 which shows the comparative amounts of time it takes to run the `sec4_TensorPerturbations.cnb` notebook and the `sec7_HigherOrderWaves.cnb` notebook.

The red and blue lines closely follow each other until the fifth order where the growth rate of the time it takes for `sec7_HigherOrderWaves.cnb` to run diverges. This is a very good illustration of the impossibility of extrapolating such graphs to predict the runtime of higher order calculations. At the lower orders, running `sec4_TensorPerturbations.cnb`

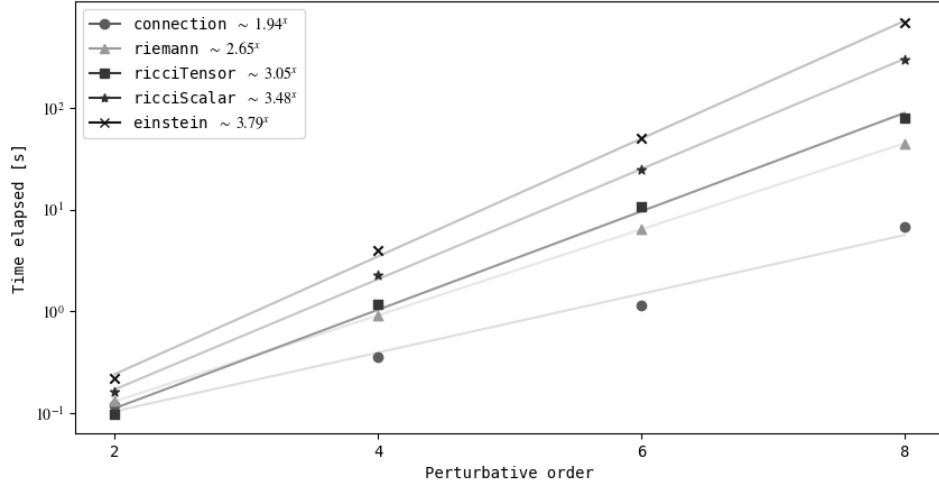


Figure 3: Total computational time of `perturb` over a range of perturbative orders fitted to exponential functions

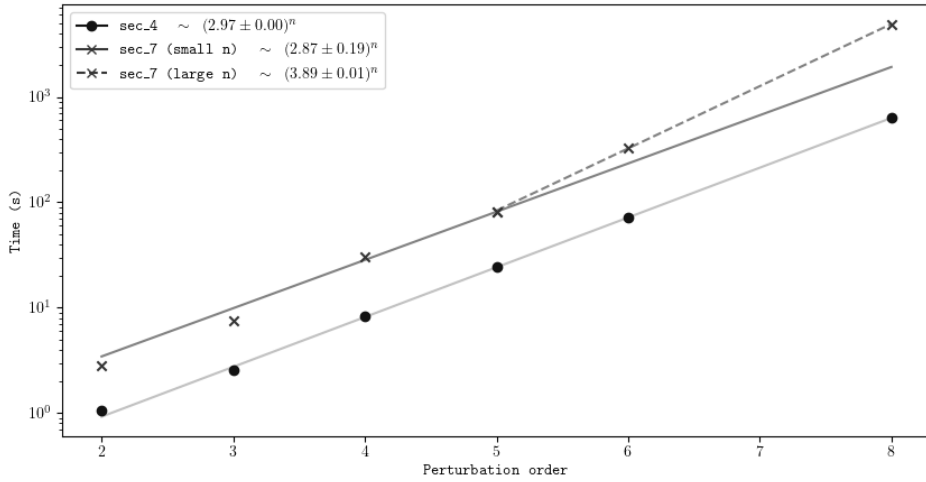


Figure 4: Total time elapsed in the computation of the perturbed objects, for different orders of perturbations. The marks denote the computational timing, while the solid line is the fit to the scatter plot.

to initialise the perturbed quantities is most expensive operation and is the dominant behaviour which causes the two lines to be approximately parallel; however as higher orders are probed the complexity of the computation performed in `sec7_HigherOrderWaves.cnb` which has smaller overall constants but a higher growth factor starts to dominate causing the divergence. It is possible that at even higher orders there may be other parts of the calculation which scale even worse but which are hidden at the orders we have explored.

The `perturb` function is specifically intended to be as general as possible so that it is readily customizable to suit the requirements of fields outside of general relativity. We encourage readers to modify the function to explore different possibilities for the use of the algorithm. We also leave possible improvements in efficiency and other optimisations, especially in order to minimise the amount of memory required for large perturbative terms, to a future

work.

Acknowledgements

The authors wish to thank Kasper Peeters for developing and maintaining `cadabra2` software, and Leo Brewin, who developed the `cdblatex.sty` L^AT_EX package that was used extensively in the typesetting of this work [22]. MS would like to thank E. DeLazzari, S. Vidotto, A. Quaggio and G. Casagrande for their shared passion and teachings. The work of OCF is sponsored by the “Centro Científico y Tecnológico de Valparaíso” (CCTVal), which is funded by the grant ANID PIA/APOYO AFB180002 (Chile). This research benefited from the grant PI_LI_19_02 from the Universidad Técnica Federico Santa María.

References

- [1] O. Castillo-Felisola, K. Peeters, D. T. Price, M. Scomparin, *Cadabra and python algorithms in general relativity and cosmology I: Generalities* (2020).
- [2] K. Peeters, *Cadabra: a field-theory motivated symbolic computer algebra system*, *Comput. Phys. Commun.* 176 (8) (2007) 550. doi:[10.1016/j.cpc.2007.01.003](https://doi.org/10.1016/j.cpc.2007.01.003).
- [3] K. Peeters, *Introducing Cadabra: A Symbolic Computer Algebra System for Field Theory problems* (2007). arXiv:[hep-th/0701238](https://arxiv.org/abs/hep-th/0701238).
- [4] K. Peeters, *Symbolic field theory with cadabra*, *Computeralgebra Rundbrief* 41 (2007) 16. URL <http://www.fachgruppe-computeralgebra.de/CA-Rundbrief/car41.pdf>
- [5] L. Brewin, *Using Cadabra for tensor computations in General Relativity* (2019). arXiv:[1912.08839](https://arxiv.org/abs/1912.08839).
- [6] B. P. Abbott, et al., *Observation of Gravitational Waves from a Binary Black Hole Merger*, *Phys. Rev. Lett.* 116 (6) (2016) 061102. arXiv:[1602.03837](https://arxiv.org/abs/1602.03837), doi:[10.1103/PhysRevLett.116.061102](https://doi.org/10.1103/PhysRevLett.116.061102).
- [7] B. P. Abbott, et al., *GW151226: Observation of Gravitational Waves from a 22-Solar-Mass Binary Black Hole Coalescence*, *Phys. Rev. Lett.* 116 (24) (2016) 241103. arXiv:[1606.04855](https://arxiv.org/abs/1606.04855), doi:[10.1103/PhysRevLett.116.241103](https://doi.org/10.1103/PhysRevLett.116.241103).
- [8] B. P. Abbott, et al., *GW170104: Observation of a 50-Solar-Mass Binary Black Hole Coalescence at Redshift 0.2*, *Phys. Rev. Lett.* 118 (22) (2017) 221101, [Erratum: *Phys. Rev. Lett.*121,no.12,129901(2018)]. arXiv:[1706.01812](https://arxiv.org/abs/1706.01812), doi:[10.1103/PhysRevLett.118.221101](https://doi.org/10.1103/PhysRevLett.118.221101), doi:[10.1103/PhysRevLett.121.129901](https://doi.org/10.1103/PhysRevLett.121.129901).
- [9] B. P. Abbott, et al., *GW170817: Observation of Gravitational Waves from a Binary Neutron Star Inspiral*, *Phys. Rev. Lett.* 119 (16) (2017) 161101. arXiv:[1710.05832](https://arxiv.org/abs/1710.05832), doi:[10.1103/PhysRevLett.119.161101](https://doi.org/10.1103/PhysRevLett.119.161101).
- [10] B. P. Abbott, et al., *Multi-messenger Observations of a Binary Neutron Star Merger*, *Astrophys. J.* 848 (2) (2017) L12. arXiv:[1710.05833](https://arxiv.org/abs/1710.05833), doi:[10.3847/2041-8213/aa91c9](https://doi.org/10.3847/2041-8213/aa91c9).
- [11] B. P. Abbott, et al., *Gravitational Waves and Gamma-rays from a Binary Neutron Star Merger: GW170817 and GRB 170817A*, *Astrophys. J.* 848 (2) (2017) L13. arXiv:[1710.05834](https://arxiv.org/abs/1710.05834), doi:[10.3847/2041-8213/aa920c](https://doi.org/10.3847/2041-8213/aa920c).
- [12] R. Abbott, et al., *GW190814: Gravitational Waves from the Coalescence of a 23 Solar Mass Black Hole with a 2.6 Solar Mass Compact Object*, *Astrophys. J. Lett.* 896 (2) (2020) L44. arXiv:[2006.12611](https://arxiv.org/abs/2006.12611), doi:[10.3847/2041-8213/ab960f](https://doi.org/10.3847/2041-8213/ab960f).
- [13] H. Arcos, M. Krššák, J. G. Pereira, *Exploring Higher-Order Gravitational Waves* (2015). arXiv:[1504.07817](https://arxiv.org/abs/1504.07817).
- [14] D. J. Thouless, *Perturbation theory in statistical mechanics and the theory of superconductivity*, *Annals of Physics* 10 (4) (1960) 553–588. doi:[https://doi.org/10.1016/0003-4916\(60\)90122-6](https://doi.org/10.1016/0003-4916(60)90122-6). URL <https://www.sciencedirect.com/science/article/pii/0003491660901226>
- [15] M. A. Box, *Radiative perturbation theory: a review*, *Environmental Modelling Software* 17 (1) (2002) 95–106. doi:[https://doi.org/10.1016/S1364-8152\(01\)00056-1](https://doi.org/10.1016/S1364-8152(01)00056-1).
- [16] L. E. Picasso, L. Bracci, E. d’Emilio, *Perturbation Theory in Quantum Mechanics*, Springer New York, New York, NY, 2009, pp. 6723–6747. doi:[10.1007/978-0-387-30440-3_402](https://doi.org/10.1007/978-0-387-30440-3_402). URL https://doi.org/10.1007/978-0-387-30440-3_402
- [17] M. Cvetič, J. Halverson, *TASI Lectures: Particle Physics from Perturbative and Non-perturbative Effects in D-braneworlds*, in: *Theoretical Advanced Study Institute in Elementary Particle Physics: String theory and its Applications: From meV to the Planck Scale*, 2011. arXiv:[1101.2907](https://arxiv.org/abs/1101.2907), doi:[10.1142/9789814350525_0005](https://doi.org/10.1142/9789814350525_0005).
- [18] M. van Dyke, *Perturbation methods in fluid mechanics /Annotated edition/*, NASA STI/Recon Technical Report A 75 (1975) 46926.
- [19] P. W. Ayers, J. S. M. Anderson, L. J. Bartolotti, *Perturbative perspectives on the chemical reaction prediction problem*, *International Journal of Quantum Chemistry* 101 (5) (2005) 520–534. doi:<https://doi.org/10.1002/qua.20307>.
- [20] S. Weinberg, *Gravitation and Cosmology*, John Wiley and Sons, New York, 1972.
- [21] S. M. Carroll, *Spacetime and Geometry*, Cambridge University Press, 2019.
- [22] L. Brewin, *hybrid-latex*, <https://github.com/leo-brewin/hybrid-latex> (2019).