
WHAT TO PRUNE AND WHAT NOT TO PRUNE AT INITIALIZATION

Maham Haroon
 CICS
 UMASS Amherst
 Amherst, MA 01002, USA
 {mharoon}@umass.edu

ABSTRACT

Post-training dropout based approaches achieve high sparsity and are well established means of deciphering problems relating to computational cost and overfitting in Neural Network architectures citesrivastava2014dropout, (Pan et al., 2016), Zhu & Gupta (2017), LeCun et al. (1990). Contrastingly, pruning at initialization is still far behind Frankle et al. (2020). Initialization pruning is more efficacious when it comes to scaling computation cost of the network. Furthermore, it handles overfitting just as well as post training dropout. It is also averse to retraining losses.

In approbation of the above reasons, the paper presents two approaches to prune at initialization. The goal is to achieve higher sparsity while preserving performance. 1) K-starts, begins with k random p-sparse matrices at initialization. In the first couple of epochs the network then determines the "fittest" of these p-sparse matrices in an attempt to find the "lottery ticket" Frankle & Carbin (2018) p-sparse network. The approach is adopted from how evolutionary algorithms find the best individual. Depending on the Neural Network architecture, fitness criteria can be based on magnitude of network weights, magnitude of gradient accumulation over an epoch or a combination of both. 2) Dissipating gradients approach, aims at eliminating weights that remain within a fraction of their initial value during the first couple of epochs. Removing weights in this manner despite their magnitude best preserves performance of the network. Contrarily, the approach also takes the most epochs to achieve higher sparsity. 3) Combination of dissipating gradients and kstarts outperforms either methods and random dropout consistently.

The benefits of using the provided pertaining approaches are: 1) They do not require specific knowledge of the classification task, fixing of dropout threshold or regularization parameters 2) Retraining of the model is neither necessary nor affects the performance of the p-sparse network.

We evaluate the efficacy of the said methods on Autoencoders and Fully Connected Multilayered Perceptrons. The datasets used are MNIST and Fashion MNIST.

1 INTRODUCTION

Computational complexity and overfitting in neural networks is a well established problem Frankle & Carbin (2018), Han et al. (2015), LeCun et al. (1990), Denil et al. (2013). We utilize pruning approaches for the following two reasons: 1) To reduce the computational cost of a fully connected neural network. 2) To reduce overfitting in the network.

Given a large number of post-training pruning approaches Srivastava et al. (2014), Geman et al. (1992), Pan et al. (2016), the paper attempts to propose two pre-training pruning approaches: kstarts and dissipating gradients. Moreover, it appears to be the case that when isolated from other factors sparse networks outperform fully connected networks. When not isolated they perform at least as well up to a percentage of sparsity depending on the number of parameters in the said network.

kstarts and dissipating gradients provide are simple nevertheless effective methods to quickly look for best sparse networks to.

The approaches exploit the knowledge that a network has multiple underlying p-sparse networks that perform just as well and in some cases even better when contrasted with their fully connected counterparts Frankle & Carbin (2018). What percentage of sparsity is realized, depends largely on the number of parameters originally present in the network. Such sparse networks are potent in preventing over-fitting and reducing computational cost.

The poset-training pruning has several approaches in place such as adding various regularization schemes to prune the network Louizos et al. (2017), Pan et al. (2016) or using second derivative or hessian of the weights for dropout LeCun et al. (1990), Hassibi & Stork (1993). Han et al. (2015), Alford et al. (2019), Zhu & Gupta (2017) use an efficient iterative pruning method to iteratively increase sparsity. Srivastava et al. (2014) dropout random hidden units with p probability instead of weights to avoid overfitting in general. Each of these approaches is effective and achieves good sparsity post-training.

We use a simple intuitive models that achieve good results and exploits the fact that a number of sub networks in a Neural Network has the potential to individually learn the input Srivastava et al. (2014). We decide on a sparse network early on based on the dropout method and use only that for training. This provides an edge for faster computation, quicker elimination of excess weights and reduced generalization error. The sparsity achieved is superior to random dropout.

Section II gives a general introduction to all the methods, section III defines p-sparsity, section IV provides the algorithm for both approaches, section V describes experimental setup and results, section VI discusses various design choices, section VII gives a general discussion of results, section VIII discusses limitations of the approach and section IX provides conclusions and final remarks.

2 PRUNING METHODS

2.1 KSTARTS

2.1.1 KSTARTS AND EVOLUTIONARY ALGORITHMS

We take the concept of k random starts from Evolutionary Algorithms (Vikhar, 2016) that use a fitness function or heuristic to perform "natural selection" in optimization and search based problems (Goldberg & Holland, 1988). It is relatively simple to fit genetic algorithms to the problem at hand. Other method that would be equally effective with a little bit of modification are Hunting Search (Oftadeh et al., 2010), Natural Adaptation Strategies (Wierstra et al., 2008), firefly algorithm (Yang, 2010) etc.

The basic components of the algorithm are: (1) **Population**: A product of network weights and sparse matrices. (2) **Individual**: An instance of the population. (3) **Fitness Function**: The heuristic chosen for evaluation of the population.

2.1.2 POPULATION

We first initialize K sparse matrices, a single instance of these K sparse matrices can be seen in equation 1. In every iteration we multiply model weights W of the Network layer in question with every instance of the K sparse matrices. The resulting set of matrices is our population for that iteration. Each iteration is referred to as a new generation.

$$SparseMatrix = \begin{bmatrix} 1 & 0 & 1 & \dots & 0 \\ 0 & 1 & 0 & \dots & 0 \\ \vdots & \vdots & \vdots & \ddots & \vdots \\ 1 & 0 & 1 & \dots & 1 \end{bmatrix} \quad (1)$$

$$population = W * K_{SparseMatrices} \quad (2)$$

2.1.3 INDIVIDUAL

Each individual, in a population of K instances, is a sparse matrix of size equal to the size of network weights, W . The number of 0's and 1's in the sparsity matrix are determined by the connectivity factor p which is further described in section 3. A sparse matrix of $p \approx 0.5$ will have $\approx 50\%$ 0's and $\approx 50\%$ 1s.

2.1.4 EVALUATION/FITNESS FUNCTION

The fitness of an individual is ranked by determining the sum of each individual in population as given in 2 such that the fittest individual in a generation is given by equation 3.

$$fittest = \arg \max_{ind} \sum_{j=1}^{i*c} ind[j] \text{ (of population)} \quad (3)$$

where $i * c$ is the size of each individual and ind refers to the individual in population.

2.1.5 NEXT GENERATION SELECTION

Assuming each iteration is the next generation. In each generation the fit individual is favoured so:

- The fittest individual is passed of as weight to the next generation.
- Every 5 generations or as per the decided elimination frequency, the individual with lowest fitness is discarded from the population.

2.2 DISSIPATING GRADIENTS

Magnitude and gradient based pruning approaches are popular in post-training pruning Srivastava et al. (2014), LeCun et al. (1990). It does not make much sense to employ them pre-training because of the randomly generated weights. But in order to reduce error, any network aims to target updating weights that influence the results most. Based upon that hypothesis, in each epoch we sum gradients over and eliminate weights whose weights are not getting updated. In equation 4 N is the total number of iterations for an epoch. In equation 5 epsilon is $1e-6$ for all experiments.

$$Accumulated_dw = \sum_{i=1}^N dW \quad (4)$$

$$W[Accumulated_dw < \epsilon] = 0 \quad (5)$$

One consideration in this approach is to not do this for too many epochs which can be only 2 if the image is very monochrome and more than 2 if the gradients are dissipating more slowly. Moreover, once specific weights have reached their optimal learning, their gradients will dissipate and we don't want to eliminate them.

2.3 COMBINATION DROPOUT

Combination dropout is merely combining Kstarts with dissipating gradients. The weights eliminated use both approaches. We fix p for Kstarts to a certain value of minimum sparsity and further eliminate weights that dissipating gradients method will eliminate as well. The approach achieves better performance than either methods.

3 DEFINING P-SPARSITY

In a p -sparse network layer approximately p percent of connection between two layers are eliminated. Figure 1 shows a fully connected conventional neural network (figure 1a) and three sparsely connected networks with different values of p (figures 1b, 1c, 1d).

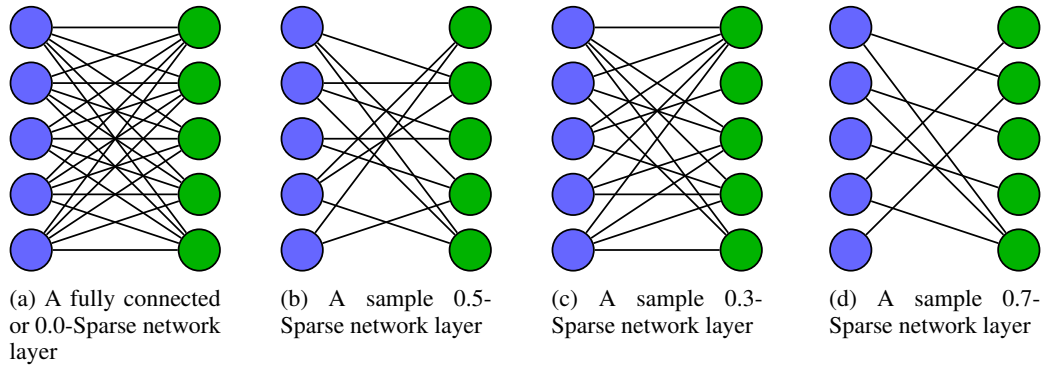


Figure 1: Sample P-Sparse Network Layers

3.1 CONNECTIVITY FACTOR

Connectivity factor, p , determines the percentage of connections to be removed between any two layers of the network. For instance if $p = 0.0$ then the network is fully connected as shown in figure 1a, if on the opposite extreme, $p=1.0$, then there will be no connections between two layers of neurons. If $p=0.5$, figure 1b, only approximately 50% of the connection in the network remain. If $p=0.3$, figure 1c, approximately 70% of the connection still exist and if $p=0.7$, figure 1d, a mere 30% of the connections are active between two network layers. In short p determines percentage of 0's in an individual sparse matrix shown in equation 1.

4 ALGORITHM

The autoencoder, two and three layered neural networks are trained in a standard manner with adam optimizer and batch update.

4.1 KSTARTS ALGORITHM

Algorithm 1 gives the kstarts method:

1. We have K number of sparse matrices as shown in equation 1 generated and we call them KI in algorithm 1.
2. Every time the weight W needs to be updated instead of the usual gradient update we add one step further and using the fitness function, pass the fittest individual as the new W which biases the network towards that sparse matrix.
3. Every 5 iterations, the individual with lowest fitness is dropped.

4.2 DISSIPATING GRADIENTS ALGORITHM

Algorithm 2 is more simple and just eliminates weights with sum of gradients equal to zero in the first 1-4 epochs depending on the desired sparsity.

5 EXPERIMENTS AND RESULTS

The experiments performed on two datasets; MNIST Deng (2012) and Fashion MNIST Xiao et al. (2017). The network architectures are two layered Autoencoder (784-128-64), a three layered NN (784-128-100-10) both with sigmoid activation and adam optimization functions.

The Architecture used for learning curves is a single layered NN(784-10).

Algorithm 1: k Random starts

input : Data, params, K, p
output: W, b
initialize W, b;
 $KI \leftarrow K$ individuals with approximately 1-p percent active connections;
for *maxiterations* **do**
 Run Neural Network;
 Update weights;
 if *One individual in KI is left* **then**
 W \leftarrow individual;
 else
 W \leftarrow individual with maximum sum (of weights);
 for *every 5 iterations* **do**
 pop individual with minimum sum (of weights) from KI;
 end
 end
end

Algorithm 2: Dissipating Gradients

input : Data, params
output: W, b
initialize W, b;
for *maxepochs* **do**
 for *Maxiterations* **do**
 Run Neural Network;
 accumulated_dW \leftarrow accumulated_dW + dW;
 Update weights;
 end
 if *accumulated_dW < 0.0001* **then**
 accumulated_dW \leftarrow 0 ;
 else
 accumulated_dW \leftarrow -1;
 end
 W \leftarrow W * accumulated_dW;
end

5.1 EFFECT OF INCREASING SPARSITY

As sparsity increases, overall performance reduces. Figure 2 shows the behaviour of various dropout methods presented in this paper.

In case of random dropout, it's indeed a random shot. Either no useful weight is eliminated or multiple crucial weights are eliminated which decides how well does random dropout perform. Kstarts performs slightly better on average with multiple start choices. Depending on how many independent p-sparse networks are present in the network that can learn well, one of them can be identified, given k is large enough and the fitness function is smartly decided by first examining the weights and gradients.

Dissipating gradients works well as long as the network isn't learning very fast i.e. some weights are being updated in the consequent epochs. It's also most reliable. Combination works by far the best because it does not only rely on eliminating weights that are not being updated but also uses kstarts. It seems to achieve superior performance as long as p value chosen is a value that kstarts performs well on.

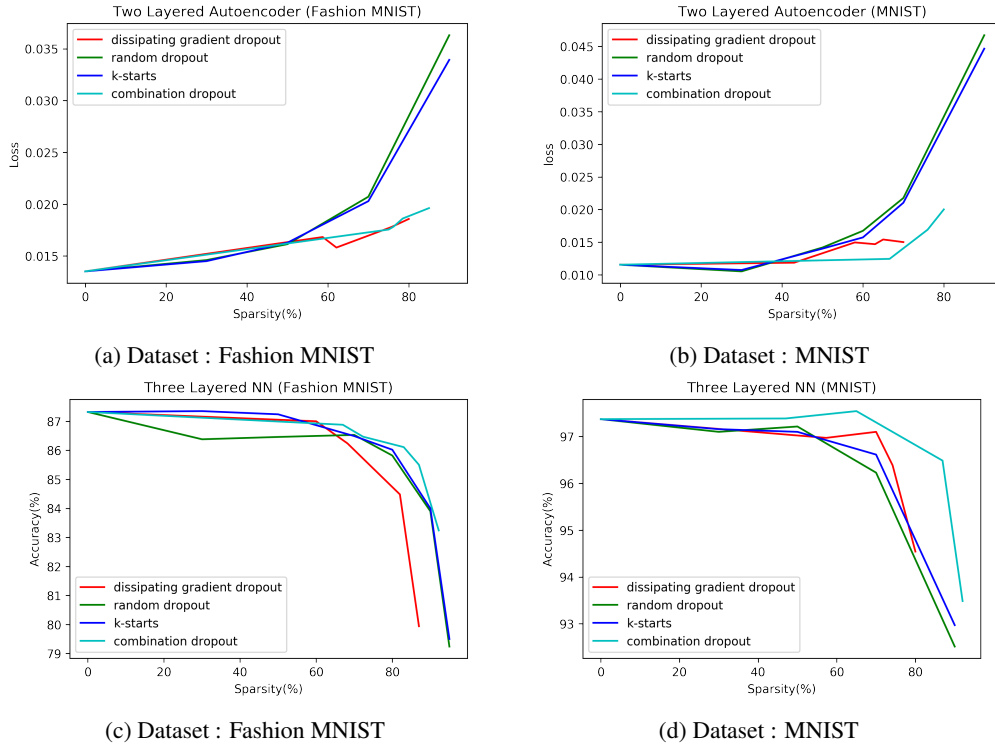


Figure 2: Performance of dropout methods with increasing sparsity.

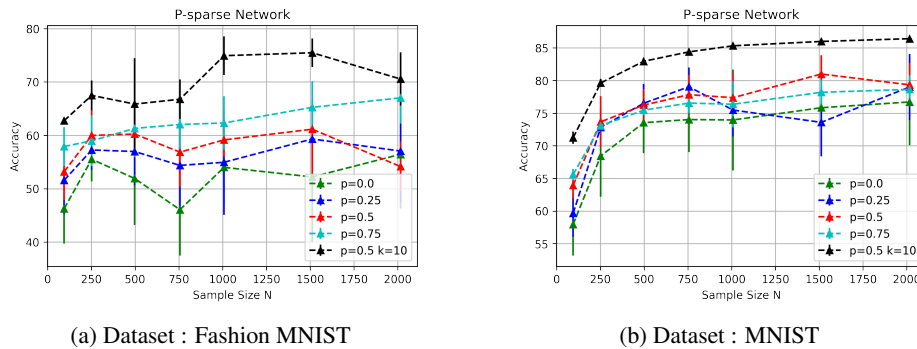


Figure 3: Effect of sample size on learning when varying the sparsity of the network with kstarts. Each trial involves running a p-sparse network on a fixed training set of N examples from dataset for 2.5k iterations and is averaged over 10 trials each.

5.2 VARIATION IN SAMPLE SIZE

Figures 3a and 3b show relationship of varying sample size to different sparsity values in a single layer NN over 2.5k iterations.

The interesting result here is that isolated from all other factors like number of parameters, hidden units and various design choices, kstarts dropout performs better on a single layer network compared to even a fully connected network. The standard deviation is also lower to fully connected network as well as random dropout. kstarts dropout also learns faster than a fully connected network. For instance, if the iterations for the experiments in figure 3a and 3b are increased, the fully connected network will eventually reach accuracy of the p-sparse network.

6 DESIGN PARAMETER CHOICES

There are a number of design parameter choices for the algorithm 1 presented here. Some are explained in detail in this section.

6.1 CHOICE OF FITNESS FUNCTION

Since the fitness function determines the individual being passed on to the next generation and the individual being eliminated. We had three choices for choosing the fitness of an individual each with it's own pros and cons.

- **Magnitude:** As opted here, we choose population as shown in equation 2 and then select fitness using equation 3. This skews the selection of new weights to the previously selected sparse matrix from KI and therefore, the initial sparse matrix will be propagated forward. This also renders elimination to be pointless it does not matter if 1 or all other matrices in K are eliminated. Furthermore, the sparse matrix is picked awfully early in the experiments i.e. only after first 5 iterations or so and that is not when weights have reached a saturation point.
- **Gradient:** The second choice is to use gradient of the weights to create population as follows:

$$population = \delta W * SparseMatrices \quad (6)$$

doing so can have fitness totally dependant on the current update and the new weights are heavily skewed towards the performance of the current iterations which again doesn't seem that appropriate.

- **Sum of Gradients:** The third option is summing up the gradients for a number of iterations in the manner we do for dissipating gradients 4 and then use those to create population:

$$population = (\sum \delta W) * SparseMatrices \quad (7)$$

Doing so skews the network toward weights that are updated quickly and are increasing.

6.2 NO. OF LAYERS AND NO. HIDDEN UNITS

We initially use single layer NN (784-10) to isolate the effects of kstarts algorithm from effects of other parameters that may have a large impact on performance as the size of the network grows. Those parameters i.e. number of hidden layers, regularization choices, types of layers may aid or adversely effect the performance of the algorithm and by performing the experiments on the basic unit of a neural network we were able to concur that the method is effective in it's own right. After concluding the approach works we tested on three layered NN and Autoencoder.

6.3 COST EFFECTIVENESS

One beneficial feature of pre-training pruning approaches is that the best p-sparse network is quickly identified. There are a number of methods that exploit sparsity of a matrix for quicker multiplication i.e. (Yuster & Zwick, 2005), (Buluç & Gilbert, 2012) which can be used to quickly retrain large networks. Although that is out of scope for our findings.

7 DISCUSSION

7.1 EFFECT OF K

1. From the experiments done so far lower K (≈ 10) outperforms or at least performs as well as a higher value of K (≈ 100). This can be because the more times a different matrix is chosen by the network, the more times the network has to adopt to learning with only that p-sparse network.

Table 1: MNIST-Mean Accuracy and standard deviation averaged over 10 runs

	p=0.0		p=0.5		
		k=1	k=10	k=50	k=100
iter 10	12.29 ± 3.79	13.36 ± 4.17	13.94 ± 3.52	9.71 ± 4.04	10.14 ± 0.63
iter 100	28.41 ± 7.42	28.96 ± 3.03	50.53 ± 10.7	46.19 ± 10.10	14.83 ± 6.169
iter 1k	60.71 ± 8.77	63.39 ± 6.94	82.11 ± 2.97	81.77 ± 4.27	82.13 ± 3.63
iter 10k	82.49 ± 4.3	88.40 ± 0.51	89.07 ± 0.4	89.08 ± 0.38	89.21 ± 0.38

7.2 EFFECT OF P

1. A sparse network can outperforms a fully connected network for lower number of iterations and smaller networks.
2. An appropriate value of p, for instance in these experiments $p \approx 0.5$, seems to work best for random dropout, kstarts dropout and combination dropout. A poor choice of p can't seem to be remedied by a better choice of K.
3. p can be thought of as an information limiter. For better learning, if the network is only provided with particular features, it might have an easier time learning the class specific features in different nodes but this only remains a wishful speculation and requires further analysis. Table 1 shows relationship between k,p and no of iterations in a single layer NN (784-10)

8 LIMITATIONS

There are a number of limitations to the approach and further investigation is required in a number of domains.

1. The NNs used are single and three layered feed forward networks and autoencoders. CNNs are not experimented upon.
2. Only classification tasks are considered and those on only two datasets: MNIST and Fashion MNIST.
3. Ideally using sparse matrix should make for efficient computation but since the algorithms for that are not used it at this point does not show what the time comparison of the approaches will be.

9 CONCLUSIONS AND FINAL REMARKS

We present two methods for pruning weights pre-training or in the first couple of epochs. The comparisons are made against random dropout and both approaches mostly perform better than the random dropout. We provide a combination dropout approach that consistently outperforms other dropout approaches. A lot more analysis of the approach is required on multiple datasets, learning tasks and network architectures but the basic methods seem to be effective.

REFERENCES

- Simon Alford, Ryan Robinett, Lauren Milechin, and Jeremy Kepner. Training behavior of sparse neural network topologies. In *2019 IEEE High Performance Extreme Computing Conference (HPEC)*, pp. 1–6. IEEE, 2019.
- Aydin Buluç and John R Gilbert. Parallel sparse matrix-matrix multiplication and indexing: Implementation and experiments. *SIAM Journal on Scientific Computing*, 34(4):C170–C191, 2012.
- Li Deng. The mnist database of handwritten digit images for machine learning research [best of the web]. *IEEE Signal Processing Magazine*, 29(6):141–142, 2012.

-
- Misha Denil, Babak Shakibi, Laurent Dinh, Marc’Aurelio Ranzato, and Nando De Freitas. Predicting parameters in deep learning. In *Advances in neural information processing systems*, pp. 2148–2156, 2013.
- Jonathan Frankle and Michael Carbin. The lottery ticket hypothesis: Finding sparse, trainable neural networks. *arXiv preprint arXiv:1803.03635*, 2018.
- Jonathan Frankle, Gintare Karolina Dziugaite, Daniel M Roy, and Michael Carbin. Pruning neural networks at initialization: Why are we missing the mark? *arXiv preprint arXiv:2009.08576*, 2020.
- Stuart Geman, Elie Bienenstock, and René Doursat. Neural networks and the bias/variance dilemma. *Neural computation*, 4(1):1–58, 1992.
- David E Goldberg and John Henry Holland. Genetic algorithms and machine learning. 1988.
- Song Han, Jeff Pool, John Tran, and William Dally. Learning both weights and connections for efficient neural network. In *Advances in neural information processing systems*, pp. 1135–1143, 2015.
- Babak Hassibi and David G Stork. Second order derivatives for network pruning: Optimal brain surgeon. In *Advances in neural information processing systems*, pp. 164–171, 1993.
- Yann LeCun, John S Denker, and Sara A Solla. Optimal brain damage. In *Advances in neural information processing systems*, pp. 598–605, 1990.
- Christos Louizos, Max Welling, and Diederik P Kingma. Learning sparse neural networks through l_0 regularization. *arXiv preprint arXiv:1712.01312*, 2017.
- R Oftadeh, MJ Mahjoob, and M Shariatpanahi. A novel meta-heuristic optimization algorithm inspired by group hunting of animals: Hunting search. *Computers & Mathematics with Applications*, 60(7):2087–2098, 2010.
- Wei Pan, Hao Dong, and Yike Guo. Dropneuron: Simplifying the structure of deep neural networks. *arXiv preprint arXiv:1606.07326*, 2016.
- Nitish Srivastava, Geoffrey Hinton, Alex Krizhevsky, Ilya Sutskever, and Ruslan Salakhutdinov. Dropout: a simple way to prevent neural networks from overfitting. *The journal of machine learning research*, 15(1):1929–1958, 2014.
- Pradnya A Vikhar. Evolutionary algorithms: A critical review and its future prospects. In *2016 International conference on global trends in signal processing, information computing and communication (ICGTSPICC)*, pp. 261–265. IEEE, 2016.
- Daan Wierstra, Tom Schaul, Jan Peters, and Juergen Schmidhuber. Natural evolution strategies. In *2008 IEEE Congress on Evolutionary Computation (IEEE World Congress on Computational Intelligence)*, pp. 3381–3387. IEEE, 2008.
- Han Xiao, Kashif Rasul, and Roland Vollgraf. Fashion-mnist: a novel image dataset for benchmarking machine learning algorithms. *arXiv preprint arXiv:1708.07747*, 2017.
- Xin-She Yang. Firefly algorithm, levy flights and global optimization. In *Research and development in intelligent systems XXVI*, pp. 209–218. Springer, 2010.
- Raphael Yuster and Uri Zwick. Fast sparse matrix multiplication. *ACM Transactions On Algorithms (TALG)*, 1(1):2–13, 2005.
- Michael Zhu and Suyog Gupta. To prune, or not to prune: exploring the efficacy of pruning for model compression. *arXiv preprint arXiv:1710.01878*, 2017.