

Modified Iterative Quantum Amplitude Estimation is Asymptotically Optimal

Shion Fukuzawa* Christopher Ho* Sandy Irani* Jasen Zion*

Abstract

In this work, we provide the first QFT-free algorithm for Quantum Amplitude Estimation (QAE) that is asymptotically optimal while maintaining the leading numerical performance. QAE algorithms appear as a subroutine in many applications for quantum computers. The optimal query complexity achievable by a quantum algorithm for QAE is $O(\frac{1}{\epsilon} \log \frac{1}{\alpha})$ queries, providing a speedup of a factor of $1/\epsilon$ over any other classical algorithm for the same problem. The original algorithm for QAE utilizes the quantum Fourier transform (QFT) which is expected to be a challenge for near-term quantum hardware. To solve this problem, there has been interest in designing a QAE algorithm that avoids using QFT. Recently, the iterative QAE algorithm (IQAE) [1] was introduced with a near-optimal $O(\frac{1}{\epsilon} \log(\frac{1}{\alpha} \log \frac{1}{\epsilon}))$ query complexity and small constant factors. In this work, we combine ideas from the preceding line of work to introduce a QFT-free QAE algorithm that maintains the asymptotically optimal $O(\frac{1}{\epsilon} \log \frac{1}{\alpha})$ query complexity while retaining small constant factors. We supplement our analysis with numerical experiments comparing our performance with IQAE where we find that our modifications retain the high performance, and in some cases even improve the numerical results.

1 Introduction

As we see the rise of the first commercially available programmable quantum computers, quantum algorithms designed over the last few decades that promise various speedups over their classical counterparts are gaining prevalence. However, these devices are still not very large in scale, and use noisy qubits which make it challenging to implement useful algorithms that would require a large number of robust qubits in highly complex circuits. Because of these restrictions, algorithms that can be run effectively in this so-called NISQ era [2] have been of great interest.

Two decades ago, Brassard, Hoyer, Mosca, and Tapp [3] introduced the problem of quantum amplitude

estimation. In this problem, we are given a unitary operator \mathcal{A} that acts on $n + 1$ qubits such that

$$\mathcal{A}|0\rangle_n|0\rangle = \sqrt{1-a}|\psi_0\rangle_n|0\rangle + \sqrt{a}|\psi_1\rangle_n|1\rangle, \quad (1.1)$$

where a is some unknown in $[0, 1]$ and $|\psi_0\rangle, |\psi_1\rangle$ are two normalized states. Given this setting, the objective is to find a good approximation for a with as few applications of \mathcal{A} as possible. [3] also gave a generalization of Grover's algorithm [4] to solve QAE. Their algorithm enables a quadratic speedup for many applications that are solved classically using Monte Carlo simulation, which itself proves useful in finance for applications such as risk analysis [5, 6] or option pricing [7, 8, 9], as well as other general tasks like numerical integration [10]. Furthermore, amplitude estimation is a widely used subroutine in many quantum algorithms, making it an algorithm of high interest to implement in the near future.

Though established as a fundamental algorithm in the field, a challenge in implementing this algorithm is that it uses the quantum Fourier transform (QFT) as a key subroutine. This subroutine is exactly the kind of algorithm that NISQ devices struggle with, which has led to an increased interest in algorithms that can match the performance of QAE without requiring QFT.

Aaronson and Rall [11] introduced QACS, the first QFT-free version of QAE which matches the query complexity of the original algorithm. Though asymptotically tight, the constant overhead of QACS will likely require better quantum hardware to be implemented effectively. Within the same year, two other QFT-free algorithms were introduced by Suzuki et al. [12] and Wie [13]. Suzuki et al.'s algorithm, which is often referred to in the literature as MLAE (Maximum Likelihood Amplitude Estimation), replaces QFT with a classical maximum likelihood estimation to analyze the combined results of the quantum circuit. Numerical experiments were performed to demonstrate the performance of the algorithm, but it is not clear how to prove an upper bound on query complexity for their algorithm.

In 2021, Grinko, Gacon, Zoufal, and Woerner [1] introduce Iterative Quantum Amplitude Estimation

*University of California, Irvine fukuzaws@uci.edu, christh9@uci.edu, irani@ics.uci.edu, jzion@uci.edu

(IQAE) which helped remedy the weaknesses of the three above algorithms. Its experimental performance beats that of MLAE, and the query complexity was proven to be just within a log-log factor of the desired complexity. As the name suggests, IQAE is an iterative algorithm, where the approximation of the target value is improved at each round.

In their work, it was shown that IQAE is the best performer numerically amongst the QFT-free algorithms mentioned above [1]. In this work, we show that a modified version of IQAE matches the lower bound on the query complexity of amplitude estimation, while also maintaining the competitive numerical performance that IQAE provides. To achieve this, instead of requiring the same probability of success in each round, we adopt a more intricate sequence for the target probability of success in each round to compensate for the fact that the trials in later rounds require more queries. This allows us to shave off the extra log-log factor from the bound of the original IQAE, and match the lower bound query complexity of $O\left(\frac{1}{\epsilon} \log \frac{1}{\alpha}\right)$ for amplitude estimation without requiring QFT. Here, the parameter ϵ is the desired precision of the estimate, and $1 - \alpha$ is the probability that the true amplitude a is ϵ away from the output estimate. In addition to matching the theoretical lower bound, we also demonstrate that our algorithm achieves comparable, and in certain important cases, better numerical performance than the original IQAE.

1.1 Quantum Amplitude Estimation. For any unitary \mathcal{A} defined by 1.1, we use the operator $Q := \mathcal{A}\mathcal{S}_0\mathcal{A}^\dagger\mathcal{S}_{\psi_0}$, where $\mathcal{S}_0 := \mathbb{I} - 2|\psi_0\rangle\langle\psi_0| \otimes |0\rangle\langle 0|$ and $\mathcal{S}_{\psi_0} := \mathbb{I} - 2|0\rangle_{n+1}\langle 0|_{n+1}$ [3, 4]. If we measure the circuit $Q^k\mathcal{A}|0\rangle_n|0\rangle$, we have

$$\mathbb{P}[|1\rangle] = \sin^2((2k+1)\theta_a). \quad (1.2)$$

All the QAE algorithms mentioned utilize this amplification procedure in a way that allows for a speed-up over naive sampling of the original circuit.

To compare our results to the original IQAE paper, we define the query complexity of a QAE algorithm as the total number of times this operator Q is applied. Note that this definition of query complexity can be easily modified to count the number of times \mathcal{A} is applied.

2 Algorithm

2.1 Overview of IQAE. We will start with an overview of the IQAE algorithm and then describe our modifications to improve the asymptotic query complexity. Note that our description of IQAE is somewhat different from [1]. We believe that the

explanation given here distills the essential features of the algorithm and clarifies how IQAE differs from previous approaches.

Like the other QFT-free algorithms, the IQAE algorithm uses the quantum computer to approximate $\mathbb{P}[|1\rangle] = \sin^2((2k+1)\theta_a)$ for the last qubit in $Q^k\mathcal{A}|0\rangle_n|0\rangle$ for different powers of k . Thus our measurements of the circuits provide us with an approximation of θ_a , which can be converted to an approximation of a within a desired precision. The algorithm we describe closely follows the structure of IQAE, but we will state all elements of the algorithm and proofs for completeness.

The algorithm has two nested loops and we refer to each iteration of the outer loop as a *round*. As with all the algorithms for QAE, IQAE maintains a confidence interval $[\theta_l, \theta_u]$ for θ_a so that it can be proven that $\theta_a \in [\theta_l, \theta_u]$ with a certain probability. QACS explicitly narrows down the size of the interval by a constant factor in each iteration. IQAE makes progress towards narrowing the interval more indirectly. In a given round i , the algorithm maintains an odd integer K_i and implements measurements of the form $Q^{K_i}\mathcal{A}|0\rangle_n|0\rangle$, for $K_i = 2k_i + 1$. IQAE maintains the invariant that

$$\left\lfloor \frac{K_i\theta_l}{\pi/2} \right\rfloor = \left\lfloor \frac{K_i\theta_u}{\pi/2} \right\rfloor - 1. \quad (2.3)$$

We refer to the value $R_i = \lfloor K_i\theta_l/(\pi/2) \rfloor$ as the *quadrant count*, which is the number of complete quadrants passed through starting at an angle of 0 and slowly increasing the angle until $K_i\theta_l$ or $K_i\theta_u$ is reached. The rounding is done slightly differently for the upper bound than the lower bound. The only difference occurs when $\lfloor K_i\theta_l/(\pi/2) \rfloor$ or $\lfloor K_i\theta_u/(\pi/2) \rfloor$ are integers. In this case, we would like the upper bound to map to the previous quadrant. This ensures, for example, that for $[\theta_l, \theta_u] = [\pi, 5\pi/4]$ and $[\theta_l, \theta_u] = [5\pi/4, 3\pi/2]$ both angles will have a quadrant count of 2 as can be seen in Figure 1.

Note that Invariant (2.3) implies that $K_i\theta_l$ and $K_i\theta_u$ can both be expressed as

$$\begin{aligned} K_i\theta_l &= R_i \cdot (\pi/2) + \gamma_l && \text{for } \gamma_l \in [0, \pi/2) \\ K_i\theta_u &= R_i \cdot (\pi/2) + \gamma_u && \text{for } \gamma_u \in (0, \pi/2] \end{aligned}$$

The invariant also implies that $\theta_u - \theta_l \leq \pi/2K_i$. The algorithm makes progress from round to round by increasing the value of K_i for which the invariant holds. The analysis shows that the value of K_i will increase by at least factor of 3 in each round.

If Invariant (2.3) holds and $\theta_a \in [\theta_l, \theta_u]$, then $K_i\theta_a$ can also be expressed as $R_i \cdot (\pi/2) + \gamma_a$, for $\gamma_a \in [0, \pi/2]$. Since K_i is an odd integer, we can measure $Q^{k_i}\mathcal{A}|0\rangle_n|0\rangle$, for $k_i = (K_i - 1)/2$, which will return

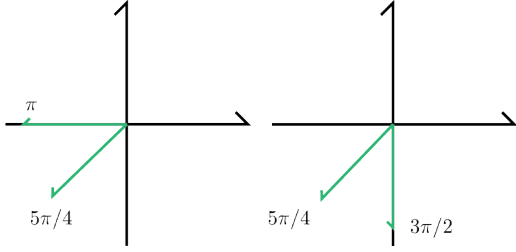


Figure 1: Edge cases for intervals of $[\theta_l, \theta_u]$. For each of the cases pictured above, the quadrant counts R_i will be 2. Note that the quadrant count begins at 0. Our rounding scheme ensures that this is indeed the case, and the code we used further handles numerical floating errors that were occurring in these regions.

a state ending in $|1\rangle$ with probability $\sin^2(K_i\theta_a)$. The value $\sin^2(K_i\theta_a)$ is equal to $\sin^2(\gamma_a)$ or $1 - \sin^2(\gamma_a)$, depending on whether the quadrant count R_i is odd or even, as can be seen in Figure 2. Using repeated measurements, we obtain a confidence interval $[a^{min}, a^{max}]$ for $\sin^2(K_i\theta_a)$ which can be in turn translated to a confidence interval $[\gamma^{min}, \gamma^{max}]$ for γ_a . The Chernoff-Hoeffding inequality is used to upper bound the probability that $\sin^2(K_i\theta_a) \notin [a^{min}, a^{max}]$, which is equal to the probability that $\gamma_a \notin [\gamma^{min}, \gamma^{max}]$. Table 1 shows the mapping from the confidence interval $[a^{min}, a^{max}]$ to the confidence interval $[\gamma^{min}, \gamma^{max}]$ based on the parity of the quadrant count R_i .

The new interval for γ_a gives rise to new values for θ_l and θ_u :

$$\theta_l \leftarrow \frac{R_i(\pi/2) + \gamma^{min}}{K_i} \quad \theta_u \leftarrow \frac{R_i(\pi/2) + \gamma^{max}}{K_i}$$

Invariant (2.3) trivially holds for the new θ_l and θ_u as well as the old value of K_i . However, if the interval $[\theta_l, \theta_u]$ has narrowed sufficiently, then the invariant may hold for a larger value of K . Note that if we have a fixed

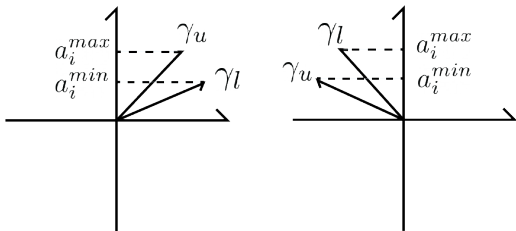


Figure 2: If the interval $[\gamma_l, \gamma_u]$ lies in an even quadrant, as γ increases, the value $\sin^2(\gamma_i)$ increases for $i \in \{l, u\}$. On the other hand, for odd quadrants, as γ increases, the value $\sin^2(\gamma_i)$ decreases. This drove the calculations in the conversion described in Table 1.

Quad. R	γ_i^{min}	γ_i^{max}
Even	$\sin^{-1} \sqrt{a_i^{min}}$	$\sin^{-1} \sqrt{a_i^{max}}$
Odd	$-\sin^{-1} \sqrt{a_i^{max} + \frac{\pi}{2}}$	$-\sin^{-1} \sqrt{a_i^{min} + \frac{\pi}{2}}$

Table 1: A table describing the conversion from a_i^{min} , a_i^{max} to γ_i^{min} , γ_i^{max} respectively. \sin^{-1} denotes the arcsin function. The top right and bottom left quadrants correspond to an even quadrant count. The top left and bottom right quadrants correspond to an odd quadrant count.

target for the probability that $\gamma_a \in [\gamma^{min}, \gamma^{max}]$, the Chernoff-Hoeffding bound can be used to trade off the number of queries made against the size of the interval. For round i , we denote by α_i the desired upper bound on probability of failure conditioned on success in all of the previous rounds. The heart of the analysis is to show that the expression N_{max} given in Line 11 of Algorithm 1, is sufficient to guarantee that Invariant (2.3) holds with a new value of K satisfying $K \geq 3K_i$.

Note that if a round begins by obtaining N_{max} measurements, the inner loop is unnecessary. The algorithm will advance to the next round with the same upper bound on the probability of failure, and the asymptotic analysis for the number of queries still holds. The numerical performance of the algorithm can be improved by starting with a smaller number of samples and progressively obtaining more samples until the interval $[\gamma^{min}, \gamma^{max}]$ has narrowed enough that the algorithm succeeds in advancing to the next round. N_{shots} is the number of additional measurements taken in each iteration of the inner loop. The procedure FindNextK, takes the current values for θ_l and θ_u and finds the smallest odd integer K in the range from $3K_i$ to $(\pi/2)/(\theta_u - \theta_l)$ such that $K\theta_l$ and $K\theta_u$ have the same quadrant count R . If no such K exists, the old value K_i is returned. Lemmas 3.2 and 3.3 show that FindNextK will succeed in finding a new value for K by the time the total number of measurements taken within a round reaches N_{max} . The inner loop of the algorithm is illustrated in Figure 3.

Note that in a given round, the old values for θ_l and θ_u are only used to find the common quadrant count R . Once R is determined, new values for θ_l and θ_u are derived from the confidence interval given by the Chernoff-Hoeffding bound, which is a function of the target probability of success and the samples taken in the round.

IQAE also implements the Clopper-Pearson method [14] for calculating a confidence interval. This method gives a more accurate confidence interval with fewer samples relative to the Chernoff-Hoeffding bound but

Algorithm 1 Modified IQAE

Require: $\epsilon > 0$, $\alpha > 0$, Unitary \mathcal{A}

```
1:  $i = 0$ ,  $k_i = 0$ 
2:  $[\theta_l, \theta_u] = [0, \pi/2]$ 
3:  $K_{max} := \frac{\pi}{4\epsilon}$ 
4: while  $\theta_u - \theta_l > 2\epsilon$  do
5:    $N := 0$ ,  $i := i + 1$ ,  $k_i = k_{i-1}$ 
6:    $K_i := 2k_i + 1$ 
7:    $\alpha_i := \frac{2\alpha}{3} \frac{K_i}{K_{max}}$ 
8:    $N_i^{max} = \frac{2}{\sin^2(\pi/21) \sin^2(8\pi/21)} \ln\left(\frac{2}{\alpha_i}\right)$ 
9:    $R_i = \lfloor \frac{K_i \theta_l}{\pi/2} \rfloor \triangleright$  The number of quadrants passed
   to get to current angle
10:  while  $k_i = k_{i-1}$  do
11:    Prepare circuit  $Q^{k_i} \mathcal{A} |0\rangle_n |0\rangle$ 
12:    Measure  $\min\{N_{shots}, N_{max} - N\}$  times
13:    Combine results in this round to approximate
     $\hat{a}_i \approx \mathbb{P}[|1\rangle]$ .
14:     $N = N + \min\{N_{shots}, N_{max} - N\}$ 
15:     $\epsilon_{a_i} := \sqrt{\frac{1}{2N} \ln\left(\frac{2}{\alpha_i}\right)}$ 
16:     $a_i^{max} = \min(1, \hat{a}_i + \epsilon_{a_i})$ 
17:     $a_i^{min} = \max(0, \hat{a}_i - \epsilon_{a_i})$ 
18:    Calculate the confidence interval  $[\gamma_i^{min}, \gamma_i^{max}]$ 
    for  $\{K_i \theta_a\}$  from  $[a_i^{min}, a_i^{max}]$  and  $R_i$  according
    to table 1
19:     $\theta_l = \frac{R_i \cdot \pi/2 + \gamma_i^{min}}{K_i}$ 
20:     $\theta_u = \frac{R_i \cdot \pi/2 + \gamma_i^{max}}{K_i}$ 
21:    if  $\theta_u - \theta_l < 2\epsilon$  then
22:      Break
23:    end if
24:     $k_i := \text{FindNextK}(k_i, \theta_l, \theta_u)$ 
25:  end while
26: end while
27:  $[a_l, a_u] = [\sin^2(\theta_l), \sin^2(\theta_u)]$ 
28: return  $[a_l, a_u]$ 
```

Algorithm 2 FindNextK

Require: k_i, θ_l, θ_u

```
1:  $K_i = 2k_i + 1$ 
2:  $K = \lfloor \frac{\pi/2}{\theta_u - \theta_l} \rfloor$ 
3: if  $K$  is even then
4:    $K = K - 1$ 
5: end if
6: while  $K \geq 3K_{i-1}$  do
7:   if  $\lfloor \frac{K \theta_l}{\pi/2} \rfloor = \lfloor \frac{K \theta_u}{\pi/2} \rfloor - 1$  then
8:     return  $(K - 1)/2$ 
9:   end if
10:   $K = K - 2$ 
11: end while
12: return  $k_i$ 
```

is not amenable to a rigorous analysis. Our proof can be adapted in a way analogous to the way Grinko et al. have in the appendix of their work. Our results surrounding this method are demonstrated in the numerical results section through experiment.

2.2 Modifications to IQAE. The probability that the algorithm fails in round i conditioned on success in all the previous rounds is upper bounded by α_i . Using the union bound, it can be shown that the probability of failure overall is at most $\sum_{i=1}^t \alpha_i$, where t is the total number of rounds. The original IQAE algorithm derives an upper bound T on the total number of rounds and sets the target probability of failure to be the same for all rounds: $\alpha_i = \alpha/T$. However, as the circuit depth increases exponentially between rounds, using a fixed probability of failure forces the query complexity to depend heavily on the depth of the final round. A measurement in round i is applied to $Q^{k_i} \mathcal{A} |0\rangle_n |0\rangle$, which requires $K_i = 2k_i + 1$ applications of \mathcal{A} . Modified IQAE avoids this issue by increasing the probability of failure in each round so that $\sum_{i=1}^t \alpha_i$ is still upper bounded by α , which means that fewer measurements are required in the later rounds. The increase in α_i is tied to the cost of the measurement so that $\alpha_i = \frac{2\alpha}{3} \frac{K_i}{K_{max}}$, where $K_{max} = \pi/4\epsilon$ is an upper bound for the value of K_t , the final value in the sequence of K_i 's, derived such that the algorithm is guaranteed to terminate. This new schedule for the α_i 's allows us to shave off a factor of $\log \log \epsilon$ from the upper bound on the number of queries. A similar idea was used in QACS [11].

3 Main Theorem

In this section, we formally state our theorem and proof.

THEOREM 3.1. *Given a confidence level $1 - \alpha \in (0, 1)$, a target accuracy $\epsilon > 0$, and an $(n + 1)$ -qubit unitary \mathcal{A} satisfying*

$$\mathcal{A} |0\rangle_n |0\rangle = \sqrt{a} |\psi_0\rangle |0\rangle + \sqrt{1-a} |\psi_1\rangle |1\rangle$$

where $|\psi_0\rangle$ and $|\psi_1\rangle$ are arbitrary n -qubit states and $a \in [0, 1]$, modified IQAE outputs a confidence interval for a that satisfies

$$\mathbb{P}[a \notin [a_l, a_u]] \leq \alpha$$

where $a_u - a_l < 2\epsilon$, leading to an estimate for a such that $|a - \hat{a}| < \epsilon$ with a confidence of $1 - \alpha$, using $O\left(\frac{1}{\epsilon} \log \frac{1}{\alpha}\right)$ applications of \mathcal{A} .

3.1 Upper Bound on the Number of Rounds.

The algorithm begins with $K_0 = 1$. By definition, the

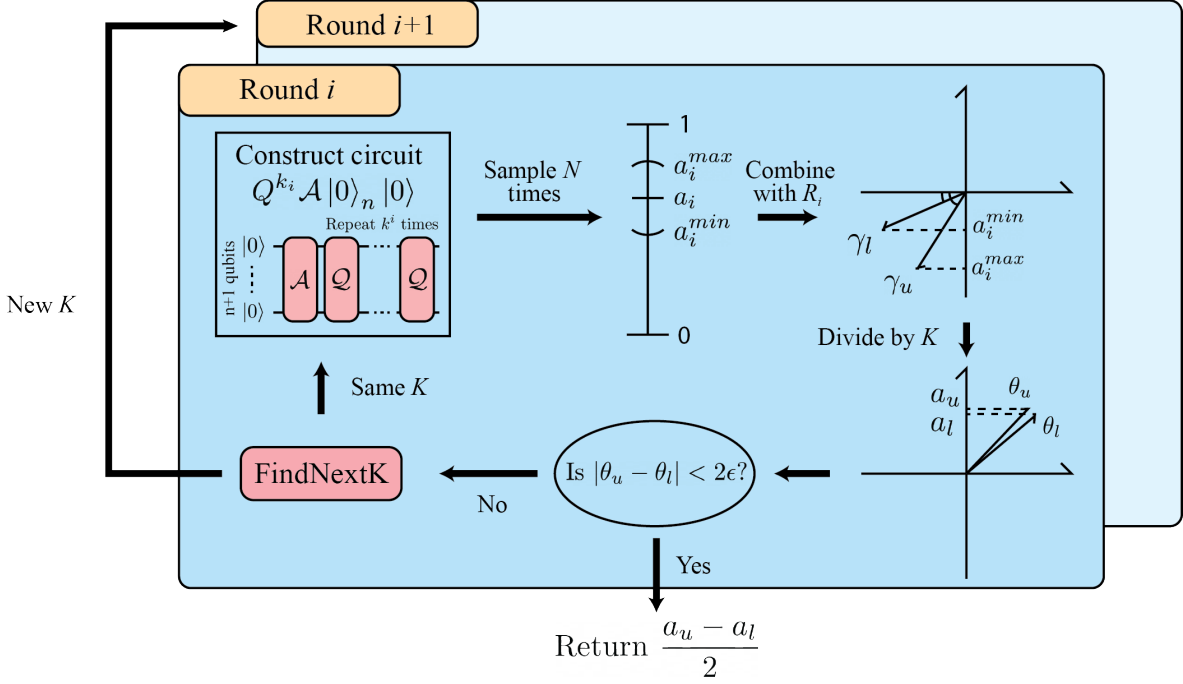


Figure 3: An illustration of the inner loop of Algorithm 1. In a given round i , we store a variable k_i and $K_i := 2k_i + 1$. We first construct the circuit $Q^{k_i} \mathcal{A} |0\rangle_n |0\rangle$ and sample from it N_{shots} times, which gives us a confidence interval for the variable a_i . The endpoints of this confidence interval are then converted to variables γ_i^{min} and γ_i^{max} . Dividing these values by K_i gives us a confidence interval for a , and we exit the algorithm once the desired precision is reached. If not, we call `FindNextK` (Algorithm 2) and continue sampling from the circuit if it returns the same K , or advance to round $i + 1$ if it returns a new K .

algorithm advances to the next round when `FindNextK` successfully finds a new value of K , and `FindNextK` only returns a new value if the new K is at least $3K_i$, where K_i is the current value of K . Therefore, $K_i \geq 3K_{i-1}$ for each round. The upper bound proven below for the maximum value of K establishes that the number of rounds will be at most $\log_3(\pi/4\epsilon)$.

LEMMA 3.1. $K_i \leq \frac{\pi}{4\epsilon}$ for all i .

Proof. By the termination conditions of our algorithm, if `FindNextK` is called at the end of a round, then we know $\theta_u - \theta_l > 2\epsilon$. Furthermore, by Lemma 3.2, if this call to `FindNextK` returns a new K_i , we know that

$$K_i \leq \frac{\pi/2}{\theta_u - \theta_l}. \quad (3.4)$$

Combining the above, we get

$$K_i \leq \frac{\pi/2}{2\epsilon} = \frac{\pi}{4\epsilon}. \quad (3.5)$$

□

3.2 Proof that Each Round Successfully Terminates. Lemma 3.3 establishes that each round will successfully terminate by proving that by the time N reaches N_{max} , `FindNextK` will successfully find a new value for K which allows the algorithm to advance to the next round. The proof of Lemma 3.3 depends on the following lemma whose result can be stated independent of the algorithm. The proof of Lemma 3.2 is slightly involved and distracting from understanding the dynamics of the algorithm, so it has been moved to the appendix.

LEMMA 3.2. Given θ_a, θ_b such that

1. $\theta_b - \theta_a > 0$,
2. $|\sin^2 \theta_b - \sin^2 \theta_a| \leq \sin \frac{\pi}{21} \sin \frac{8\pi}{21}$,
3. the two angles lie in the same quadrant, i.e.,

$$\left\lfloor \frac{\theta_a}{\pi/2} \right\rfloor = \left\lfloor \frac{\theta_b}{\pi/2} \right\rfloor - 1,$$

then there exists an odd integer $q \in \left[3, \frac{\pi/2}{\theta_b - \theta_a}\right]$ such that

$$\left\lfloor \frac{q\theta_a}{\pi/2} \right\rfloor = \left\lfloor \frac{q\theta_b}{\pi/2} \right\rfloor - 1. \quad (3.6)$$

Proof. Appendix A. \square

LEMMA 3.3. Round i terminates within $N \leq N_i^{max}$ shots, where

$$N_i^{max} := \frac{2}{\sin^2(\frac{\pi}{21}) \sin^2(\frac{8\pi}{21})} \ln\left(\frac{2}{\alpha_i}\right). \quad (3.7)$$

Proof. FindNextK returns the largest odd integer in the range $[3K_i, (\pi/2)/(\theta_u - \theta_l)]$ such that

$$\left\lfloor \frac{K\theta_l}{\pi/2} \right\rfloor = \left\lfloor \frac{K\theta_u}{\pi/2} \right\rfloor - 1.$$

If no such K exists, then FindNextK returns the old value of K (which is K_i). We will show that if $N = N_{max}$ then such a K does in fact exist, which means a new K is found and the algorithm advances to the next round.

Plugging in N_{max} for N into the expression in Line 17 in Algorithm 1 for ϵ_{a_i} gives that $\epsilon_{a_i} = \frac{1}{2} \sin(\pi/21) \sin(8\pi/21)$ and therefore $a_i^{max} - a_i^{min} \leq \sin(\pi/21) \sin(8\pi/21)$. Furthermore, since $\epsilon_{a_i} > 0$, the values of a_i^{max} and a_i^{min} are chosen so that $1 \geq a_i^{max} > a_i^{min} \geq 0$, which in turn implies that γ_i^{min} and γ_i^{max} are chosen in Table 1 so that $\pi/2 \geq \gamma_i^{max} > \gamma_i^{min} \geq 0$ and

$$\begin{aligned} |\sin^2(K_i\theta_u) - \sin^2(K_i\theta_l)| &= |\sin^2\gamma_i^{max} - \sin^2\gamma_i^{min}| \\ &= a_i^{max} - a_i^{min}. \end{aligned}$$

Also, since $\pi/2 \geq \gamma_i^{max} > \gamma_i^{min} \geq 0$, the values of θ_u and θ_l are chosen in Lines 21 and 22 so that

$$\left\lfloor \frac{K_i\theta_l}{\pi/2} \right\rfloor = \left\lfloor \frac{K_i\theta_u}{\pi/2} \right\rfloor - 1.$$

We can now apply Lemma 3.2 with $\theta_b = K_i\theta_u$ and $\theta_a = K_i\theta_l$. Therefore, there is an odd integer in the range from 3 to $(\pi/2)/(\theta_u - \theta_l)$ such that

$$\left\lfloor \frac{qK_i\theta_l}{\pi/2} \right\rfloor = \left\lfloor \frac{qK_i\theta_u}{\pi/2} \right\rfloor - 1.$$

Since q and K_i are both odd integers, qK_i is also an odd integer. Since $q \geq 3$, then $qK_i \geq 3K_i$. Since $q \leq (\pi/2)/(\theta_b - \theta_a)$, then $qK_i \leq (\pi/2)/(\theta_u - \theta_l)$. Therefore the integer qK_i is a viable candidate for a new K which will allow the algorithm to advance to the next round. \square

3.3 Proof for the Probability of Success. The sequence K_0, \dots, K_t has the property that each K_i is in the range from 1 to $K_{max} = \pi/4\epsilon$ and $K_i \geq 3K_{i-1}$. The following lemma will assist in the analysis by allowing us to assume fixed worst-case values for the K_i 's. The proof of Lemma 3.4 is given in the appendix.

LEMMA 3.4. Consider a finite sequence $K_0 = 1, K_1, \dots, K_t$ such that $K_t \leq K_{max}$ and $K_i \geq 3K_{i-1}$ for all $1 \leq i \leq t$. Suppose that f is a function that is positive and increasing over the range $[1, K_{max}]$, then

$$\sum_{i=1}^t f(K_i) \leq \sum_{i=0}^{t-1} f\left(\frac{K_{max}}{3^i}\right). \quad (3.8)$$

We can now show that the algorithm succeeds with the desired probability. Lemma 3.5 establishes that with probability at least $1 - \alpha$, the true value of θ_a lies within the final interval $[\theta_l, \theta_u]$, where $\theta_u - \theta_l \leq 2\epsilon$. This in turn implies that the true value of $a = \sin^2\theta_a$ lies in the interval $[a_l, a_u] = [\sin^2(\theta_l), \sin^2(\theta_u)]$. Finally, Lemma 3.6 establishes that $[a_l, a_u]$ is sufficiently small to give the desired bound on the approximation for a , namely that $a_u - a_l \leq 2\epsilon$.

LEMMA 3.5. With probability $\geq 1 - \alpha$ the algorithm terminates with $\theta_a \in [\theta_l, \theta_u]$.

Proof. There are a total of t rounds in which the index i goes from 1 to t . Consider the last iteration of the inner loop in round i , and let $\theta_l^{(i)}$ and $\theta_u^{(i)}$ be the value of θ_l and θ_u as assigned in Lines 21 and 22 of the algorithm. The round ends either because FindNextK succeeds in finding a new value for K or because $\theta_u - \theta_l < 2\epsilon$ in which case the algorithm terminates. The final values θ_u and θ_l are equal to $\theta_l^{(t)}$ and $\theta_u^{(t)}$. Define E_i to be the event that $\theta_a \in [\theta_l^{(i)}, \theta_u^{(i)}]$. Note that the algorithm starts with $\theta_u^{(0)} = \pi/2$ and $\theta_l^{(0)} = 0$, so $\mathbb{P}[E_0] = 1$.

We will first show that the probability that $\mathbb{P}[\overline{E_i} | E_{i-1}] \leq \alpha_i$. At the beginning of round i , the current values for θ_l and θ_u are $\theta_l^{(i-1)}$ and $\theta_u^{(i-1)}$, respectively. Furthermore, as a result of the conditions of FindNextK at the end of round $i-1$, $\lceil K_i\theta_u/(\pi/2) \rceil - 1 = \lfloor K_i\theta_l/(\pi/2) \rfloor = R_i$. If $\theta_a \in [\theta_l^{(i-1)}, \theta_u^{(i-1)}]$, then $K_i\theta_a$ can be expressed as $R_i(\pi/2) + \gamma_a$, where $0 \leq \gamma_a \leq \pi/2$. The measurements $Q^{k_i} \mathcal{A} |0\rangle_n |0\rangle$ return a 1 with probability $a_i = \sin^2(K_i\theta_a)$ which is equal to $\sin^2(\gamma_a)$ or $1 - \sin^2(\gamma_a)$ depending on whether the quadrant R_i is odd or even. After N measurements, we have an estimate for a_i , which is denoted by \hat{a}_i . By the Chernoff-Hoeffding bound for i.i.d. Bernoulli trials with N samples,

$$\mathbb{P}[a_i \notin [\hat{a}_i - \epsilon, \hat{a}_i + \epsilon]] \leq 2 \exp(-2N\epsilon). \quad (3.9)$$

Selecting $\epsilon = \sqrt{(1/2N) \ln(2/\alpha_i)}$ gives a probability at most α_i . The angles γ_{min} and γ_{max} are chosen so that the interval between $\sin^2(\gamma_{min})$ and $\sin^2(\gamma_{max})$ is equal to $[\hat{a}_i - \epsilon, \hat{a}_i + \epsilon]$. Therefore, the probability that γ_a is not in $[\gamma_{min}, \gamma_{min}]$ is at most α_i . If $\gamma_a \in [\gamma_{min}, \gamma_{min}]$,

then assigning

$$\theta_l \leftarrow \frac{R_i(\pi/2) + \gamma_{min}}{K_i} \quad \theta_u \leftarrow \frac{R_i(\pi/2) + \gamma_{max}}{K_i}$$

guarantees that $\theta_a \in [\theta_l, \theta_u]$.

Now we can use the union bound to show that the total error probability is bounded by α as required by Algorithm 1.

$$\mathbb{P}[\theta_a \notin [\theta_l, \theta_u]] = \mathbb{P}[\overline{E}_i] \quad (3.10)$$

$$\leq \mathbb{P}[\exists i \in \{1, \dots, t\} : \overline{E}_i \wedge E_{i-1}] \quad (3.11)$$

$$\leq \sum_{i=1}^t \mathbb{P}[\overline{E}_i \wedge E_{i-1}] \quad (3.12)$$

$$\leq \sum_{i=1}^t \mathbb{P}[\overline{E}_i | E_{i-1}] \leq \sum_{i=1}^t \alpha_i \quad (3.13)$$

Now plugging in the chosen values for α_i and using Lemma 3.4 with $f(x) = x$, we get that

$$\sum_{i=1}^t \alpha_i = \frac{2\alpha}{3K_{max}} \sum_{i=1}^t K_i \quad (3.14)$$

$$\leq \frac{2\alpha}{3K_{max}} \sum_{i=0}^{t-1} \frac{K_{max}}{3^i} \quad (3.15)$$

$$= \frac{2\alpha}{3} \sum_{i=0}^{t-1} \frac{1}{3^i} \quad (3.16)$$

$$\leq \frac{2\alpha}{3} \frac{3}{2} = \alpha \quad (3.17)$$

Therefore the probability of failure is bounded above by α . \square

LEMMA 3.6. *A confidence interval for θ_a with width at most 2ϵ is sufficient to get a confidence interval for a with width at most 2ϵ .*

Proof. Given a confidence interval $[a_l, a_u]$ for a , we can derive a relation to the confidence interval for the parameter θ_a using $a = \sin^2(\theta_a)$, and defining $\sin^2(\theta_l) := a_l$ and $\sin^2(\theta_u) := a_u$.

$$\begin{aligned} \frac{|a_u - a_l|}{2} &= \frac{|\sin(\theta_u + \theta_l)| |\sin(\theta_u - \theta_l)|}{2} \\ &\leq \frac{|\theta_u - \theta_l|}{2}. \end{aligned}$$

So to achieve a confidence interval for a that is smaller than ϵ , i.e. $|a_u - a_l|/2 \leq \epsilon$, it suffices to achieve $|\theta_u - \theta_l|/2 \leq \epsilon$ for our estimate of θ_a . \square

3.4 Bounding the Total Number of Queries.

We have proven that the algorithm does indeed succeed with the desired probability. In the next lemma we prove an upper bound on the total number of queries required, which concludes the proof of Theorem 3.1.

LEMMA 3.7. *Algorithm 1 requires at most $\frac{62}{\epsilon} \ln \frac{21}{\alpha}$ applications of A , achieving the desired query complexity of $O(\frac{1}{\epsilon} \log \frac{1}{\alpha})$.*

Proof. The query complexity is defined as the number of times the operator Q is applied. Each circuit $Q^{k_i} \mathcal{A} |0\rangle_n |0\rangle$ applies the operator Q a total of k_i times, and in each round we measure the state created by this state at most N_i^{max} times. For simplicity, we define the constant $C = 1/(\sin^2(\pi/21) \sin^2(8\pi/21))$.

$$N_{queries} = \sum_{i=1}^t k_i N_i^{max} \quad (3.18)$$

$$= \frac{1}{2} \sum_{i=1}^t K_i N_i^{max} \quad (3.19)$$

$$= C \sum_{i=1}^t K_i \ln \left(\frac{2}{\alpha_i} \right) \quad (3.20)$$

$$= C \sum_{i=1}^t K_i \ln \left(\frac{3K_{max}}{K_i \alpha} \right) \quad (3.21)$$

To invoke Lemma 3.4, notice that $f(x) = x \ln(\frac{c}{x})$ is increasing for all $x \leq c/e$:

$$x \leq \frac{c}{e} \Rightarrow 1 \leq \ln \left(\frac{c}{x} \right) \Rightarrow f'(x) = \ln \left(\frac{c}{x} \right) - 1 \geq 0. \quad (3.22)$$

To apply the lemma to the expression in Equation (3.21), we set $c = 3K_{max}/\alpha$ and note that for $1 \leq K_i \leq K_{max}$, $K_i \leq 3K_{max}/\alpha e$. So we can use Lemma 3.4 to upperbound the sum:

$$C \sum_{i=1}^t K_i \ln \left(\frac{3K_{max}}{K_i \alpha} \right) \quad (3.23)$$

$$\leq C \sum_{i=0}^{t-1} \frac{K_{max}}{3^i} \ln \left(\frac{3^{i+1} K_{max}}{K_{max} \alpha} \right) \quad (3.24)$$

$$= C \sum_{i=0}^{t-1} \frac{1}{3^i} \ln \left(\frac{3^{i+1}}{\alpha} \right) \quad (3.25)$$

$$= CK_{max} \left(\ln \left(\frac{3}{\alpha} \right) \sum_{i=0}^{t-1} \frac{1}{3^i} + \sum_{i=0}^{t-1} \frac{1}{3^i} \ln(3^i) \right) \quad (3.26)$$

$$= CK_{max} \left(\ln \left(\frac{3}{\alpha} \right) \sum_{i=0}^{t-1} \frac{1}{3^i} + \ln(3) \sum_{i=0}^{t-1} i \frac{1}{3^i} \right) \quad (3.27)$$

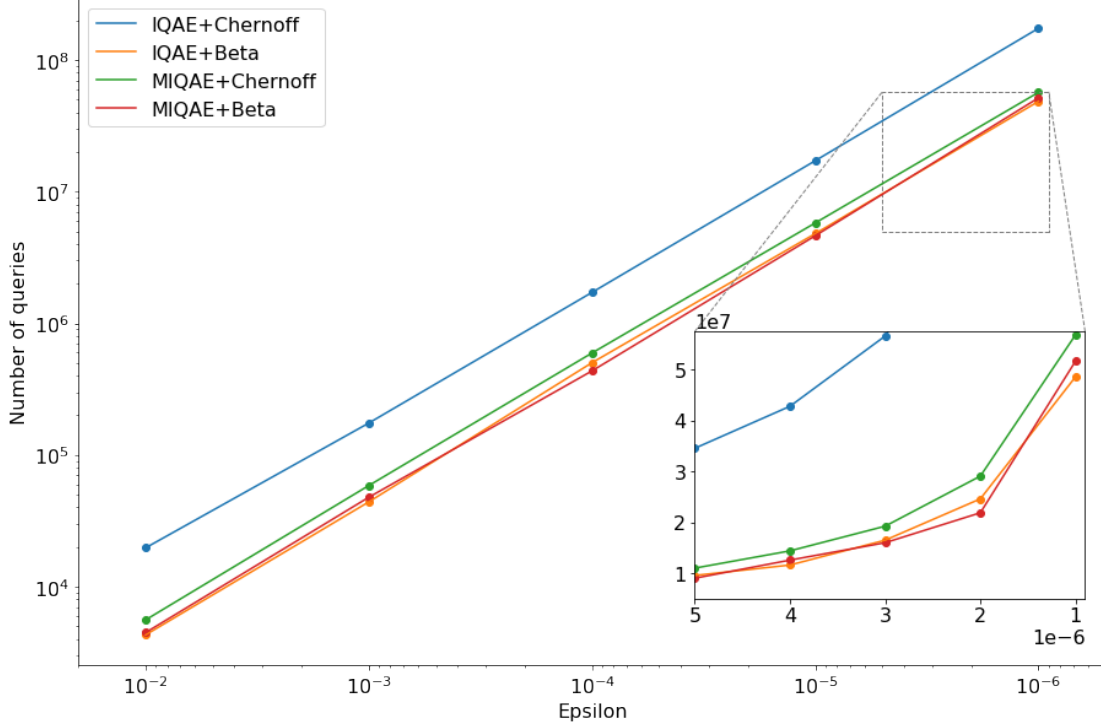


Figure 4: Plots comparing error tolerance ϵ with number of queries made to \mathcal{A} . The main graph is drawn in a log-log plot over the full range of ϵ 's tested, and the close-up uses a log-lin plot to increase the visibility of the respective lines.

$$\leq CK_{max} \left(\ln \left(\frac{3}{\alpha} \right) \frac{3}{2} + \frac{3 \ln 3}{4} \right) \quad (3.28)$$

$$= 3CK_{max} \ln \left(\frac{\sqrt{27}}{\alpha} \right) \quad (3.29)$$

$$= \frac{3\pi C}{4} \frac{1}{\epsilon} \ln \left(\frac{\sqrt{27}}{\alpha} \right) \quad (3.30)$$

$$\approx \frac{123}{\epsilon} \ln \left(\frac{6}{\alpha} \right) \quad (3.31)$$

$$= O \left(\frac{1}{\epsilon} \ln \left(\frac{1}{\alpha} \right) \right) \quad (3.32)$$

□

3.5 Absolute and Relative Error. Algorithm 1 can be modified to output an approximation of a to within a $(1+\epsilon)$ relative error as well, by adding an extra $1/a$ overhead. To accomplish this, an extra outer loop is added to Algorithm 1 such that the algorithm will terminate when $a > 0.5$. If the algorithm completes the inner loop without achieving our desired approximation, the upper bound is continually halved until the algorithm successfully approximates the targeted amplitude to the correct precision. Details of the modification and proof

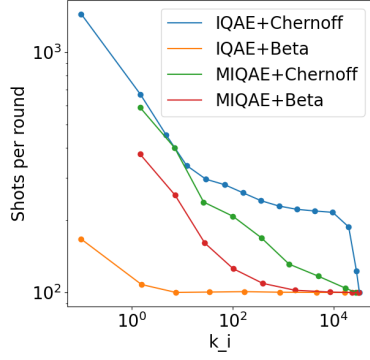
are outlined in Appendix B.

4 Results

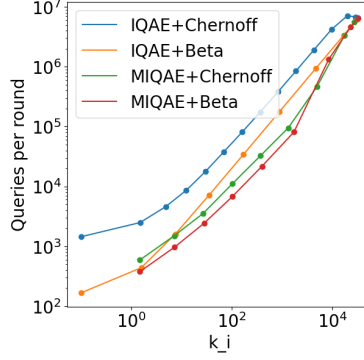
In this section, we present the results of Algorithm 1. We are particularly interested in visualizing the empirical query complexity, and comparing our performance to the original IQAE algorithm. Our code can be found at <https://github.com/shifubear/Modified-IQAE>.

Our experiments were run over the 3-tuples of parameters from the Cartesian product of the sets `{epsilons, amplitudes, confint_methods}`. Here, `epsilons` = $\{10^{-2}, 10^{-3}, \dots, 10^{-6}\}$, `amplitudes` = $\{0, \frac{1}{16}, \dots, 1\}$, and `confint_methods` = `{chernoff, beta}`. The term `beta` refers to the Clopper-Pearson method for determining the confidence interval. The confidence level α is set to .05 for all experiments.

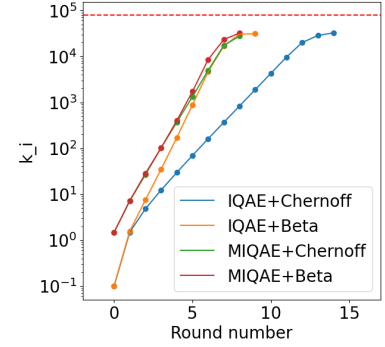
Figure 4 shows the query complexity of the four IQAE algorithms: Modified IQAE (MIQAE) and the original IQAE with the two difference methods for determining the confidence interval (Chernoff and Beta). Experiments were run using the parameter space described above. The plot shows the total number of queries as a function of the precision parameter ϵ .



(a) Number of measurements used as a function of k_i .



(b) Number of queries used as a function of k_i .



(c) Scaling of k_i as a function of the round number.

Figure 5: Per-round results from running the algorithms with $\epsilon = 10^{-5}$, averaged over 10,000 runs. The red dotted line in the rightmost graph represents k_{\max} .

silon. To discount any anomalies that arise from random sampling, we repeat each parameter combination 10,000 times and average the total number of queries per ϵ . We also average the results over all amplitudes, since their query complexity should not change based on the ground-truth amplitude. While testing the original IQAE algorithm, we found that amplitudes expressed using powers of 2 (i.e. $0, \frac{1}{2}, \dots$) were noticeably easier to estimate. We slightly perturb the ground truth amplitude by sampling $\tilde{a} \sim \mathcal{N}(a, \frac{1}{320})$. Here, the standard deviation is chosen such that \tilde{a} does not vary more than 5% of our $1/16$ step distance from a . This reduces any biases in performance due to ground-truth amplitudes that use powers of 2.

Using the Chernoff confidence interval, there is a distinct improvement in both the query complexity and the total number of queries used. The modified IQAE algorithm (green) always makes fewer queries by about half an order of magnitude, when compared to the original (blue).

On the log-log scale, the plotted query complexity for MIQAE+Beta and IQAE+Beta are nearly identical. For finer detail, a second set of error tolerances $\{10^{-4}, 7.5 \times 10^{-5}, \dots, 10^{-6}\}$ is also tested with the same amplitudes. On a linear-log scale, the original algorithm using the Clopper-Pearson interval (orange) appears to use marginally less queries for higher values of ϵ .

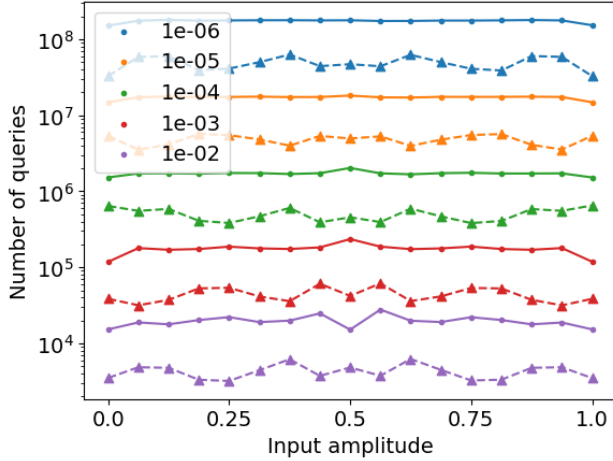
It is possible that the optimal value for each intermediate confidence level α_i using Clopper-Pearson intervals takes a different form, since α_i is specifically designed to optimize the Chernoff confidence interval. However, an analytic proof using the beta distribution is intractable [1] and we leave these potential improvements to be discovered.

We also analyze the behavior of the algorithms in

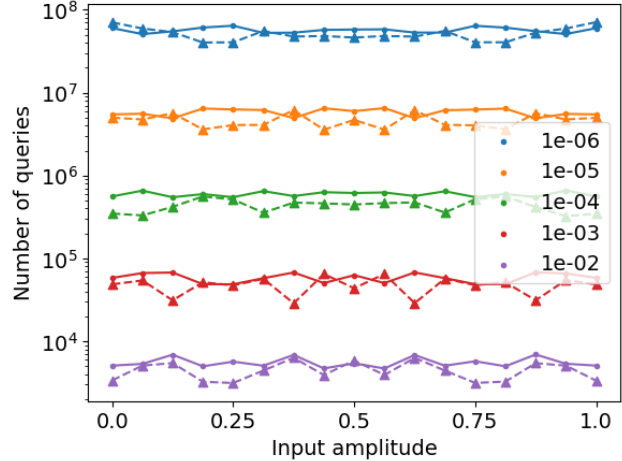
each individual round. To accomplish this, we record the number of shots N , the Grover power k_i , and the number of queries made at each k_i . As shown in Figure 5, the number of queries per k increases at the same rate for all combinations of algorithms and confidence intervals. Therefore, the modified algorithm must reduce the total queries made by using fewer shots at higher values of k_i , as Aaronson observed in [11]. This behavior can also be experimentally verified in Figure 5, where the modified IQAE uses progressively fewer shots for higher values of k_i .

Figure 5(c) illustrates the values of the Grover power k in each round. In all runs, the value of k never surpasses k_{\max} , supporting the correctness of the IQAE algorithm. k increases most slowly between rounds with IQAE+Chernoff, whereas all other configurations increase their k 's at similarly fast rates. This explains the results that are shown in each configuration's query complexity (Figure 4), where the IQAE+Chernoff uses the most queries and all other configurations use a similar number of queries. Evidently, the evolution of k is central to the algorithm's overall performance. However, it remains unclear whether this relationship is responsible for the improvement seen in the other algorithms over IQAE+Chernoff, or a side effect of controlling the evolution of N .

Figure 6 plots the number of queries made for each 3-tuple of experiment parameters against the ground-truth input amplitude. Like Figure 4, the results are averaged across 10,000 runs. The number of queries for any amplitude generally stays the same in both the modified and original algorithms for a specific ϵ . The query count for algorithms using Clopper-Pearson intervals appears to have higher variance between amplitudes, but still averages out to the same level trend.



(a) Original IQAE



(b) Modified IQAE

Figure 6: Query count vs. amplitude for each combination of algorithm and confidence interval method, recorded at different values of ϵ described in the legends. The solid lines and dotted lines correspond to the Chernoff-Hoeffding and Clopper-Pearson confidence intervals respectively. On average, the number of queries do not depend on the input amplitude in either algorithm.

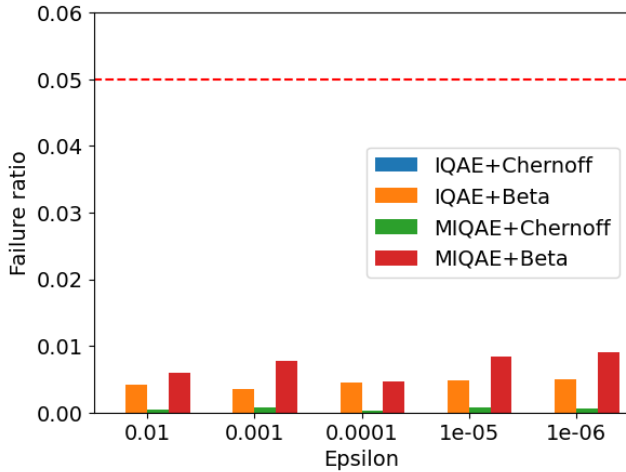


Figure 7: The frequency of incorrect estimations (true a not within the estimated confidence interval) using the parameter space described in the beginning of this section. All frequencies are well below the dotted line representing $\alpha = .05$.

The performance of the Chernoff interval also closely matches that of the Clopper-Pearson interval in our modified algorithm. When using the original IQAE algorithm, however, there is a significant gap between the algorithm’s query count depending on which confidence interval method is used. These observations jus-

tify our claim that input amplitudes do not affect the algorithm’s query complexity.

Finally, we verified that the algorithms return correct estimations with the desired frequency. According to the proofs, both IQAE algorithms should return an interval that contains the ground-truth amplitude with probability at least $1 - \alpha$. In other words, both algorithms should return an interval that does not contain the true amplitude with frequency at most α . We use our previous data, which tests all error tolerance, amplitude, and confidence interval combinations using $\alpha = .05$. We plot the number of failures for a specific amplitude and confidence interval method for each input ϵ in Figure 7. Overall, the modified algorithm has a higher failure rate than the original, but all failure rates are clearly well below the theoretical bounds.

5 Conclusion and Future Work

In this paper, we show that a modification to Grinko et al.’s IQAE algorithm produces an asymptotically optimal QFT-free quantum amplitude estimation algorithm, and furthermore demonstrate experimentally that this modification is not only a theoretical improvement, but makes the algorithm more suitable to run in the upcoming NISQ era. Future work may include experimenting with this algorithm on real quantum hardware, and analyzing its performance in the presence of noise and noise mitigation techniques.

References

- [1] Dmitry Grinko, Julien Gacon, Christa Zoufal, and Stefan Woerner. Iterative quantum amplitude estimation. *npj Quantum Information*, 7(1):52, December 2021.
- [2] John Preskill. Quantum Computing in the NISQ era and beyond. *Quantum*, 2:79, August 2018.
- [3] Gilles Brassard, Peter Høyer, Michele Mosca, and Alain Tapp. Quantum amplitude amplification and estimation. In Samuel J. Lomonaco and Howard E. Brandt, editors, *Contemporary Mathematics*, volume 305, pages 53–74. American Mathematical Society, Providence, Rhode Island, 2002.
- [4] Lov K. Grover. A fast quantum mechanical algorithm for database search. In *Proceedings of the Twenty-Eighth Annual ACM Symposium on Theory of Computing - STOC '96*, pages 212–219, Philadelphia, Pennsylvania, United States, 1996. ACM Press.
- [5] Stefan Woerner and Daniel J. Egger. Quantum risk analysis. *npj Quantum Information*, 5(1):15, December 2019.
- [6] Daniel J. Egger, Ricardo Gacía Gutiérrez, Jordi Cahué Mestre, and Stefan Woerner. Credit Risk Analysis using Quantum Computers. *arXiv:1907.03044 [quant-ph]*, 2019.
- [7] Patrick Rebentrost, Brajesh Gupta, and Thomas R. Bromley. Quantum computational finance: Monte Carlo pricing of financial derivatives. *Physical Review A*, 98(2):022321, August 2018.
- [8] Nikitas Stamatopoulos, Daniel J. Egger, Yue Sun, Christa Zoufal, Raban Iten, Ning Shen, and Stefan Woerner. Option Pricing using Quantum Computers. *Quantum*, 4:291, July 2020.
- [9] Christa Zoufal, Aurélien Lucchi, and Stefan Woerner. Quantum Generative Adversarial Networks for learning and loading random distributions. *npj Quantum Information*, 5(1):103, December 2019.
- [10] Ashley Montanaro. Quantum speedup of Monte Carlo methods. *Proceedings of the Royal Society A: Mathematical, Physical and Engineering Sciences*, 471(2181):20150301, September 2015.
- [11] Scott Aaronson and Patrick Rall. Quantum Approximate Counting, Simplified. *arXiv:1908.10846 [quant-ph]*, January 2020.
- [12] Yohichi Suzuki, Shumpei Uno, Rudy Raymond, Tomoki Tanaka, Tamiya Onodera, and Naoki Yamamoto. Amplitude estimation without phase estimation. *Quantum Information Processing*, 19(2):75, February 2020.
- [13] Chu-Ryang Wie. Simpler quantum counting. *Quantum Information and Computation*, 19(11&12):967–983, September 2019.
- [14] C. J. Clopper and E. S. Pearson. THE USE OF CONFIDENCE OR FIDUCIAL LIMITS ILLUSTRATED IN THE CASE OF THE BINOMIAL. *Biometrika*, 26(4):404–413, 1934.

6 Appendix A: Proof of Lemma 3.2

This proof follows very closely from the proof of Lemma 1 in [1].

Proof. This lemma characterizes the conditions in which a pair of angles that lie in the same quadrant can be multiplied by an odd integer q such that the resulting angle still lies in a single quadrant.

We begin by describing a geometric intuition on when such an odd integer can be found. Consider a circle in which each quadrant has been subdivided into $j \in [3, 5, 7]$ slices. If the current interval $[\theta_a, \theta_b]$ lies within one of these slices, then multiplying that interval by j will guarantee that the scaled interval will still lie inside of a quadrant.

We now define a set of piecewise-linear functions f_j on $[0, \pi/2]$ for integers $j \in [3, 5, 7]$ to capture this geometric intuition as follows. There are a total of j pieces, and the m -th piece where $m \in \{1, \dots, j\}$ is constructed on the interval $[\frac{(m-1)\pi}{j}, \frac{m\pi}{j}]$. On this interval, the function of interest is defined as

$$f_j(\theta) := \min \left\{ \theta - \frac{(m-1)\pi}{2j}, \frac{m\pi}{2j} - \theta \right\}. \quad (6.33)$$

Figure 8 illustrates the quantity being computed in the case that $j = 3$, and similar images can be used to visualize the case for other values of j as well. This set of functions characterizes the closest distance from a point on a circle to one of the j subdivided points in

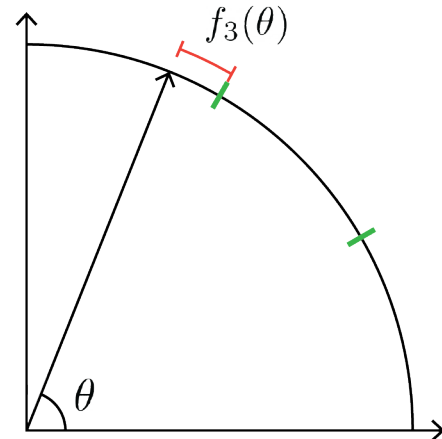


Figure 8: An illustration describing the quantity computed by f_3 . We only show the first quadrant for illustration purposes. The circular arc is subdivided into 3 sections (green markers). $f_3(\theta)$ returns the angle corresponding to the red arc, describing the angular distance to the nearest subdivided marker from θ .

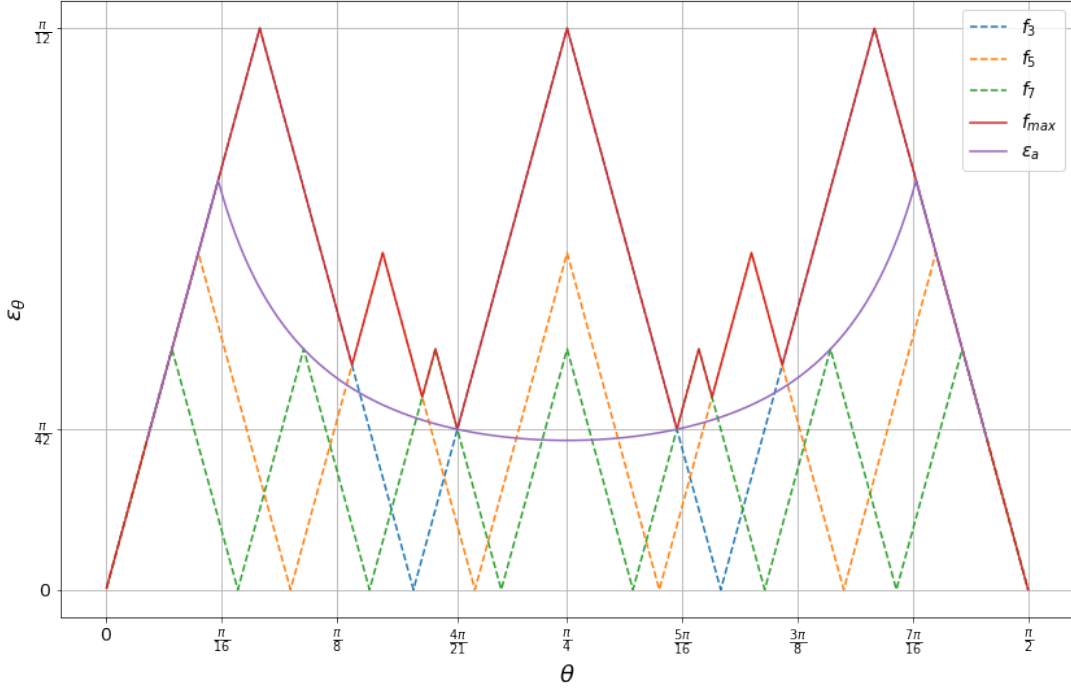


Figure 9: A plot of the functions f_3 , f_5 , f_7 , f_{max} , and ϵ_θ . By construction, ϵ_θ is a valid lower bound to f_{max} , with an intersection at $\theta = \frac{4\pi}{21}$.

the quadrant it lies in. By combining these functions, it is possible to find the maximum possible interval width centered at the input point such that the scaled interval still lies within a quadrant. The combined function is as follows:

$$f_{max}(\theta) := \max\{f_3(\theta), f_5(\theta), f_7(\theta)\}. \quad (6.34)$$

What remains is to show that $|\sin^2 \theta_b - \sin^2 \theta_a| \leq \sin \frac{\pi}{21} \sin \frac{8\pi}{21}$ is sufficient to guarantee that $\frac{|\theta_b - \theta_a|}{2} \leq f_{max}(\theta)$ where $\theta := (\theta_b + \theta_a)/2$ is the midpoint of the interval. We first introduce some notation

$$\epsilon_a := \frac{|\sin^2 \theta_b - \sin^2 \theta_a|}{2} \quad (6.35)$$

$$\epsilon_\theta := \frac{|\theta_b - \theta_a|}{2}. \quad (6.36)$$

The following derivation relates ϵ_a with θ and ϵ_θ :

$$\epsilon_a := \frac{|\sin^2 \theta_b - \sin^2 \theta_a|}{2} \quad (6.37)$$

$$= \frac{|\sin(\theta_b + \theta_a)| |\sin(\theta_b - \theta_a)|}{2} \quad (6.38)$$

$$= \frac{|\sin(2\theta)| |\sin(2\epsilon_\theta)|}{2}. \quad (6.39)$$

Without loss of generality, the remaining analysis will assume that θ_a, θ_b lie in the first quadrant. The same analysis holds for the other quadrants by symmetry. With this assumption, our analysis of (6.39) will proceed without its absolute values. From $|\sin^2 \theta_b - \sin^2 \theta_a| \leq \sin \frac{\pi}{21} \sin \frac{8\pi}{21}$ and (6.35), we have an upperbound for ϵ_a given by $\epsilon_a \leq \frac{1}{2} \sin \frac{\pi}{21} \sin \frac{8\pi}{21}$. Given this upperbound, the goal is to determine the maximum tolerable ϵ_θ that still allows us to scale the interval such that it lies within a quadrant. To achieve this, we define the following function which is constructed by inverting (6.39).

$$\epsilon_\theta(\epsilon_a, \theta) := \min \left(\frac{1}{2} \arcsin \left(\frac{2\epsilon_a}{\sin(2\theta)} \right), \theta, \pi/2 - \theta \right). \quad (6.40)$$

The right two terms in the minimum function follow from the constraint that the interval must lie within a

single quadrant. Naturally, this constraint forces the interval to be upperbounded by the boundaries of the quadrant. Since we have an upperbound on ϵ_a , the following is the maximum value that ϵ_θ can take:

$$\epsilon_\theta(\theta) := \min \left(\frac{1}{2} \arcsin \left(\frac{\sin \frac{\pi}{21} \sin \frac{8\pi}{21}}{\sin(2\theta)} \right), \theta, \pi/2 - \theta \right). \quad (6.41)$$

We want to show that $\epsilon_\theta \leq f_{max}$ for all values of θ in $[0, \pi/2]$, which means that whenever the size of the interval $[\theta_a, \theta_b]$ is ϵ_θ , there exists an odd integer $q \geq 3$ such that the interval $[q\theta_a, q\theta_b]$ lies within a single quadrant. The functions $\epsilon_\theta(\theta)$ and $f_{max}(\theta)$ evaluated near the endpoints of the interval $[0, \pi/2]$ are identical linear functions.

What remains is to show that the inequality holds for the middle section of the function, defined by the first term inside the minimum function from (6.41). The interval where this term takes the minimum can be calculated by solving for the values of θ where the functions are equal. This interval is

$$\theta \in \left[\frac{1}{2} \arcsin \sqrt{S}, \frac{\pi}{2} - \frac{1}{2} \arcsin \sqrt{S} \right], \quad (6.42)$$

where $S := \sin \frac{\pi}{21} \sin \frac{8\pi}{21}$.

A simple analysis of the piecewise linear function f_{max} shows that it takes its minimum value of $\frac{\pi}{42}$ when $\theta = \frac{4\pi}{21}$. Evaluating ϵ_θ at this value of θ gives

$$\epsilon_\theta \left(\frac{4\pi}{21} \right) = \frac{1}{2} \arcsin \left(\frac{\sin \frac{\pi}{21} \sin \frac{8\pi}{21}}{\sin \frac{8\pi}{21}} \right) \quad (6.43)$$

$$= \frac{\pi}{42}. \quad (6.44)$$

For all other values of θ , it is clear that $\epsilon_\theta \leq f_{max}$ which can be seen figuratively in Figure 9. This can be verified by testing that $\epsilon_\theta \leq f_{max}$ holds within each of the intervals that define the piecewise linear parts of the function manually. Therefore, $\epsilon_\theta \leq f_{max}$ in the possible values of θ , showing that there indeed exists an odd integer $q \geq 3$ such that the multiplied interval lies in a single quadrant.

□

7 Appendix B: Proof of Lemma 3.4

Proof. To prove this lemma, we first show that for all $j = 1, \dots, t$, we have

$$K_j \leq \frac{K_{max}}{3^{t-j}}, \quad (7.45)$$

which by the assumption that f is an increasing function implies that

$$f(K_j) \leq f \left(\frac{K_{max}}{3^{t-j}} \right). \quad (7.46)$$

We can then sum over all j and rewrite the indices of the right-hand side to get

$$\sum_{j=1}^t f(K_j) \leq \sum_{j=1}^t f \left(\frac{K_{max}}{3^{t-j}} \right) = \sum_{i=0}^{t-1} f \left(\frac{K_{max}}{3^i} \right). \quad (7.47)$$

Now we show how to prove equation 7.45. We prove this statement inductively backward over the indices j . By definition, we know that $K_{j-1} \leq K_j/3$. The base case when $j = t$ holds by definition since $K_t \leq K_{max}$. By inductive hypothesis, assume that $K_k \leq \frac{K_{max}}{3^{t-k}}$ holds for some $1 < k \leq t$. Then,

$$K_{k-1} \leq \frac{K_k}{3} \quad (7.48)$$

$$\leq \frac{K_{max}}{3^{t-(k-1)}} \quad (7.49)$$

which is what we wanted. □

8 Appendix C: Relative Error Algorithm

A key difference between QACS [11] and IQAE [1] were the type of error bounds they used to define their algorithms. IQAE used an absolute error, so our modification to the algorithm also adopts the absolute error bound. QACS used a relative error bound, which is a commonly used error bound when defining approximation algorithms. We show here that the relative error bound can be achieved with an extra $1/a$ overhead, which is optimal as shown in QACS.

THEOREM 8.1. *Given a confidence level $1 - \alpha \in (0, 1)$, a target accuracy $\epsilon > 0$, and an $(n + 1)$ -qubit unitary \mathcal{A} satisfying*

$$\mathcal{A}|0\rangle_n |0\rangle = \sqrt{a} |\psi_0\rangle |0\rangle + \sqrt{1-a} |\psi_1\rangle |1\rangle$$

where $|\psi_0\rangle$ and $|\psi_1\rangle$ are arbitrary n -qubit states and $a \in (0, 1)$, Algorithm 3 outputs a confidence interval for a that satisfies

$$\mathbb{P}[a \notin [a_l, a_u]] \leq \alpha$$

where $a_u := a(1 + \epsilon)$ and $a_l := a(1 - \epsilon)$, leading to a $(1 + \epsilon)$ -approximation for a with a confidence of $1 - \alpha$, using $O\left(\frac{1}{a\epsilon} \log \frac{1}{\alpha}\right)$ applications of \mathcal{A} .

Algorithm 3 Relative IQAE

Require: $\epsilon > 0$, $\alpha > 0$, Unitary \mathcal{A}

- 1: $[a_l, a_u] = [0, 1]$
 - 2: $\epsilon_i = \epsilon$
 - 3: $\hat{a} = 0.5$
 - 4: **while** $a_u - a_l > 2\hat{a}\epsilon$ **do**
 - 5: $\epsilon_i = \epsilon_i/2$
 - 6: $[a_l, a_u] = \text{ModifiedIQAE}(\epsilon_i, \alpha, \mathcal{A})$
 - 7: $\hat{a} = (a_u + a_l)/2$
 - 8: **end while**
 - 9: **return** $[a_l, a_u]$
-

Proof. We know that Algorithm 1 given an error parameter $\epsilon > 0$ outputs an absolute error confidence interval $[\hat{a} + \epsilon, \hat{a} - \epsilon]$ that contains a with confidence $1 - \alpha$. In the i -th iteration of the loop of algorithm 3, ModifiedIQAE is called using $\epsilon_i := \epsilon/2^i$, which will output an interval satisfying

$$[\hat{a} + \epsilon/2^i, \hat{a} - \epsilon/2^i]. \quad (8.50)$$

For $a \in [1/2^i, 1/2^{i-1}]$, this is a $(1 + \epsilon)$ relative error confidence interval.

From (3.30), we can write the exact query complexity of ModifiedIQAE given ϵ_i as a parameter. We define the constant $C = 1/(\sin^2(\pi/21)\sin^2(8\pi/21))$ to simplify the presentation.

$$\frac{3\pi C}{4} \frac{1}{\epsilon_i} \ln \left(\frac{\sqrt{27}}{\alpha} \right) \quad (8.51)$$

$$= \frac{3\pi C}{4} \frac{2^i}{\epsilon} \ln \left(\frac{\sqrt{27}}{\alpha} \right). \quad (8.52)$$

If we required R total iterations to achieve the target approximation error, then $a < 1/2^{R-1}$, and we can sum over this to get the query complexity

$$\frac{3\pi C}{4} \frac{1}{\epsilon} \ln \left(\frac{\sqrt{27}}{\alpha} \right) \sum_{i=1}^R 2^i \quad (8.53)$$

$$= \frac{3\pi C}{4} \frac{1}{\epsilon} \ln \left(\frac{\sqrt{27}}{\alpha} \right) (2^{R+1} - 2) \quad (8.54)$$

$$< \frac{3\pi C}{\sin^2(\frac{\pi}{21})\sin^2(\frac{8\pi}{21})} \frac{1}{a} \frac{1}{\epsilon} \ln \left(\frac{\sqrt{27}}{\alpha} \right) \quad (8.55)$$

$$= O \left(\frac{1}{a} \frac{1}{\epsilon} \ln \left(\frac{1}{\alpha} \right) \right) \quad (8.56)$$

The inequality follows from $4/a > 2^{R+1}$. Therefore Algorithm 3 returns a relative error confidence interval with confidence α in the desired query complexity. \square