

Digital Quantum Simulation, Learning of the Floquet Hamiltonian, and Quantum Chaos of the Kicked Top

Tobias Olsacher^{1,2,†}, Lorenzo Pastori^{1,2,†}, Christian Kokail^{1,2}, Lukas M. Sieberer³, and Peter Zoller^{1,2}

¹ Center for Quantum Physics, University of Innsbruck, 6020 Innsbruck, Austria

² Institute for Quantum Optics and Quantum Information, Austrian Academy of Sciences, 6020 Innsbruck, Austria

³ Institute for Theoretical Physics, University of Innsbruck, 6020 Innsbruck, Austria

Abstract. The kicked top is one of the paradigmatic models in the study of quantum chaos [F. Haake et al., *Quantum Signatures of Chaos (Springer Series in Synergetics vol 54)* (2018)]. Recently it has been shown that the onset of quantum chaos in the kicked top can be related to the proliferation of Trotter errors in digital quantum simulation (DQS) of collective spin systems. Specifically, the proliferation of Trotter errors becomes manifest in expectation values of few-body observables strongly deviating from the target dynamics above a critical Trotter step, where the spectral statistics of the Floquet operator of the kicked top can be predicted by random matrix theory. In this work, we study these phenomena in the framework of Hamiltonian learning (HL). We show how a recently developed Hamiltonian learning protocol can be employed to reconstruct the generator of the stroboscopic dynamics, i.e., the Floquet Hamiltonian, of the kicked top. We further show how the proliferation of Trotter errors is revealed by HL as the transition to a regime in which the dynamics cannot be approximately described by a low-order truncation of the Floquet-Magnus expansion. This opens up new experimental possibilities for the analysis of Trotter errors on the level of the generator of the implemented dynamics, that can be generalized to the DQS of quantum many-body systems in a scalable way. This paper is in memory of our colleague and friend Fritz Haake.

† T.O. and L.P. contributed equally to this work.

Preamble: Dedication to the Memory of Fritz Haake

This paper is dedicated to the memory of Fritz Haake. I remember vividly the Les Houches summer school 1995, where Fritz was teaching quantum chaos, and I taught a course on quantum optics in the early days of quantum information. As a younger generation quantum optics theorist, I had admired Fritz' contribution to theoretical quantum optics, and here we were, having breakfast together and talking physics, when Fritz pointed up to Mont Blanc and said: we should try to climb it. We spent the morning buying mountaineering equipment, and next morning we were on top of Mont Blanc, back to teaching early next day. This was Fritz, an enthusiastic and deep theoretical physicist, and an energetic sportsman, always ready for adventures and pushing limits, from science to sports. Our friendship continued, not only in off-piste skiing at the Obergurgl conferences and heli-skiing in Canada, but also in physics. It is now two years ago that we finished a paper together at the interface of quantum chaos and digital quantum simulation, and we will report on some newer developments below. Fritz will stay in our memory, not only as a gifted theoretical physicist and friend, but also as somebody who saw and lived science as an international effort, where scientists are united by the common goal and endeavour to discover and understand, building bridges, and beyond any national boundaries and cultural identities. – Peter Zoller

1. Introduction

The kicked rotor and the kicked top as periodically driven quantum systems represent paradigmatic models in studying quantum chaos (see Chapter 8 in [1]), which have played a central role in the discussion of phenomena like quantum localization and relation to random matrix theory (RMT). In recent collaborative work with Fritz Haake [2] we have pointed out that the well-studied problem of the transition from regular to chaotic dynamics, as observed in the kicked top as a function of the driving frequency, sheds new light on and provides a physical interpretation of Trotter errors in digital quantum simulation (DQS)—a highly relevant problem in the focus of today’s effort to ‘program’ quantum many-body dynamics on quantum computers. In DQS, the unitary evolution $U(t) = e^{-iHt}$ generated by a Hamiltonian H is simulated by decomposition into a sequence of quantum gates [3]. This can be achieved via a Suzuki-Trotter decomposition [4, 5], which approximately factorizes the time evolution operator in Trotter time steps of size τ [see Fig. 1(a)]. While the ‘correct’ evolution operator $U(t)$ will emerge in the limit of Trotter stepsize $\tau \rightarrow 0$, in practice the finite fidelity of quantum gates makes it desirable to take as large Trotter steps as possible [6]. The observation of Refs. [2, 7, 8] was that the error associated with a finite Trotter step size shows a sharp threshold behavior: while for a small time step $\tau < \tau_*$ Trotterized time evolution provides a faithful representation of the desired dynamics, in the regime $\tau > \tau_*$ Trotter errors proliferate. This behavior is in correspondence to a transition from regular motion to quantum chaos in Floquet systems when the driving frequency is decreased [9, 10]. While the ultimate goal of DQS is to simulate complex quantum many-body systems with finite range interactions (see recent advances in Refs. [11, 12, 13, 14, 15, 16, 17, 18, 19, 20, 21, 22, 23]), the features of a Trotter threshold are already visible in simple models. This leads us back to the kicked top, which—while being intrinsically a single particle problem (for a ‘large’ spin S)—can also be interpreted as Trotterized time evolution of a many-body spin-model with infinite range interactions. Thus, the kicked top can serve as a testing ground, both theoretically and experimentally, for the phenomenology of the Trotter threshold.

In this work, we discuss the Trotter threshold from the perspective of ‘Hamiltonian learning’ (HL), and we choose the kicked top as a simple model system displaying pertinent features. The discussion is based on the HL framework for the characterization of Trotterized DQS of many-body systems developed by us in Ref. [24] ‡, which we adapt and extend here to study the Trotter threshold and the transition to quantum chaos in the kicked top [2]. HL is presently being developed as a new tool in quantum information theory in the context of quantum many-body systems and quantum simulation [25, 26, 27, 28, 29, 30, 31, 32, 33, 34, 35, 36, 37]. In the present context, we can phrase HL as follows: we consider quench dynamics of a many-body spin system, $|\psi(t)\rangle = e^{-iHt} |\psi(0)\rangle$, where the system is initially prepared in the state $|\psi(0)\rangle$ and evolves under a (time-independent) Hamiltonian H to a final state $|\psi(t)\rangle$ at time t . The goal is to learn the operator content of H , i.e., a tomographic reconstruction of H from measurements on $|\psi(t)\rangle$. The key to an *efficient* learning of H from experimental observations is that a *physical* many-body Hamiltonian consists of a small (polynomial) number of terms, i.e., the operator content of H will be limited to one-body, quasi-local two-body terms *etc.*, while the many-body wave function lives in a Hilbert space of dimension scaling exponentially with the number of constituents. HL

‡ The protocol developed in [24] further extends to the learning of Liouvillians, for the characterization of dissipative dynamics.

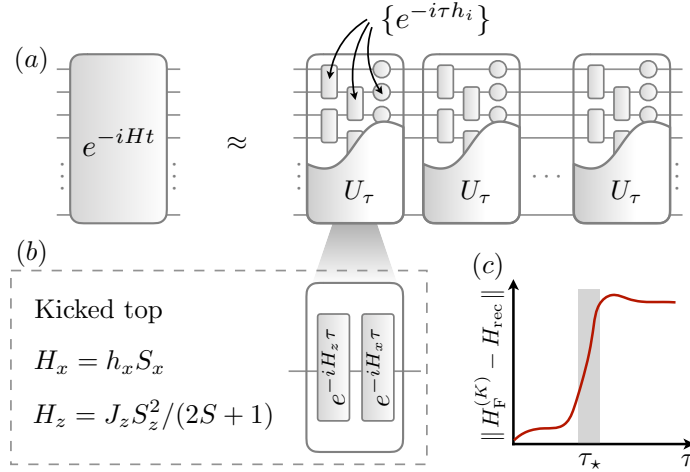


Figure 1. Digital quantum simulation (DQS) of quantum many-body systems, and quantum dynamics of the kicked top. (a) DQS considers time evolution with a many-body Hamiltonian $H = \sum_i h_i$, which is approximated by a series of Trotter blocks U_τ . These are constructed from elementary gate operations, e.g. $\{e^{-i\tau h_i}\}$, so that $U_\tau = \prod_i e^{-i\tau h_i}$. A single Trotter block can be expressed as $U_\tau = e^{-iH_F(\tau)\tau}$, where $H_F(\tau)$ denotes the Floquet Hamiltonian that, for sufficiently small τ , can be written as a Floquet-Magnus expansion [see also Eq. (2) and (3)]: $H_F(\tau) = C_0 + \tau C_1 + \tau^2 C_2 + \dots$. Here $C_0 = H$ is the desired target Hamiltonian, and the $C_{k>0}$ reflect Trotter errors consisting of higher-order commutators of the operators h_i according to the Baker-Campbell-Hausdorff formula. (b) Trotter block in DQS for kicked top dynamics which consists of spin precession ($e^{-iH_x\tau}$) and non-linear kicks ($e^{-iH_z\tau}$) of a single spin. (c) Hamiltonian Learning (HL) provides an experimentally feasible protocol to reconstruct the Hamiltonian that governs the dynamics in a DQS experiment up to a given order K in the Floquet-Magnus expansion, i.e. $H_F^{(K)} = \sum_{k=0}^K \tau^k C_k$. The distance between the reconstructed Hamiltonian H_{rec} and $H_F^{(K)}$ serves as a quantifier to study the Trotter threshold τ_* for the transition from regular to chaotic dynamics (shown here schematically).

thus becomes efficient by having to learn only a sufficiently small number of coupling coefficients in the Hamiltonians, while testing for presence of additional terms, and thus verifying the learned Hamiltonian structure with more data. In the following we apply these ideas to the kicked top, viewed as DQS of a collective spin system.

The kicked top combines precession of the spin S of the top around the x -axis with τ -periodic non-linear “kicks” around the z -axis, according to the time-dependent Hamiltonian

$$H_{\text{KT}}(t) = H_x + \tau H_z \sum_{n \in \mathbb{Z}} \delta(t - n\tau), \quad (1)$$

where $H_x = h_x S_x$ and $H_z = J_z S_z^2 / (2S + 1)$ with quantum angular momentum operators S_μ with $\mu = x, y, z$. The evolution operator generated by $H_{\text{KT}}(t)$ over a single period of duration τ can be equivalently described in terms of a Floquet operator

$$U_\tau = e^{-iH_z\tau} e^{-iH_x\tau} \equiv e^{-iH_F(\tau)\tau}, \quad (2)$$

as illustrated in Fig 1 (b). The dynamics of the kicked top is quantum chaotic iff the spectral statistics of U_τ can be described by one of Dyson’s ensembles of random

matrices [1]. Indeed, while random matrix theory (RMT) was initially applied in physics by E. Wigner to understand the distribution of nuclear spectra (see [38] for a review on RMT in nuclear physics), it forms now the basis for the study of quantum chaos. It is indeed a defining feature of quantum chaotic systems that their spectral statistics are universal and obey predictions from random-matrix theory (RMT) [1, 39].

Alternatively Eq. (2) constitutes the elementary gate sequence of a DQS that aims at approximating the Hamiltonian $H = H_z + H_x$ according to $e^{-iHt} \approx U_{\tau=t/n}^n$, where t denotes the total simulation time which is split into n steps of duration $\tau = t/n$. We emphasize that the accuracy of this approximation does not only depend on the Trotter step τ , but also on the Trotter sequence that can be chosen to compensate Trotter errors up to a given order $\mathcal{O}(\tau^k)$ [40, 41]. Eq. (2) also defines the Floquet Hamiltonian $H_F(\tau)$. For sufficiently small τ , the Floquet Hamiltonian can be written as a Floquet-Magnus expansion, i.e., employing Baker–Campbell–Hausdorff formulas,

$$H_F(\tau) = H_x + H_z + i \frac{\tau}{2} [H_x, H_z] + \dots \quad (3)$$

which is a series expansion in the Trotter stepsize τ , written here up to first order, with the higher order terms taking the form of nested commutators of H_x and H_z (see Sec. 2 below). The question of convergence of this series is intrinsically connected with the transition from regular to chaotic dynamics at a specific τ_* . From a DQS point of view, in the limit $\tau \rightarrow 0$, the Floquet Hamiltonian reduces to $H = H_z + H_x$, as the desired Hamiltonian ‘to be simulated’ on a quantum device. Higher order terms in τ represent Trotter errors.

While in traditional discussions of DQS, Trotter errors are quantified in terms of Trotter bounds, $\|U_\tau - e^{-iH\tau}\| \equiv \mathcal{O}(\tau^k)$ [42, 43, 44], HL goes beyond in quantifying these errors by learning terms order by order of the Floquet-Magnus expansion in an experimentally feasible protocol [24]. Central to our work below is the toolset built into HL which quantifies errors of an *Ansatz Hamiltonian*, e.g., as a truncated FM series Eq. (3), to represent the experimental $H_F(\tau)$. This will be our key quantifier in studying the Trotter threshold τ_* [see Fig. 1 (c)]. Thus our work goes significantly beyond Refs. [2, 7, 8], where the Trotter threshold was studied only for low-order observables. While our discussion below will focus on the kicked top as a simple model system, we emphasize that the main results and conclusions carry over to characterizing Trotter errors in DQS of quantum many-body systems from many-body models in condensed matter physics, to quantum chemistry or high energy physics.

This paper is organized as follows. In Sec. 2 we briefly summarize our previous work [2] on the Trotter threshold of the kicked top. Sec. 3 provides the main results of the present work. We will start with a description of HL protocols to learn order by order, up to given truncation cutoff K , the Floquet Hamiltonian of the kicked top, followed by a discussion of numerical results illustrating the technique. We conclude with Sec. 4.

2. The Trotter Threshold Revisited

In preparation for the discussion in Sec. 3 on HL applied to the Floquet Hamiltonian for the kicked top, we start by reviewing previous work, and, in particular, our collaborative work with Fritz Haake [2].

2.1. Quantum Many-Body Models and the Kicked Top

The motivation for the present study is the quantitative characterization of Trotter errors, and the Trotter threshold in particular, in quantum many-body systems. Therefore, we find it useful to recall some of the basic features of DQS of quantum many-body systems, which we illustrate here for 1D spin models, in relation to the kicked top as the model system studied below.

Typical model systems of interest are one-dimensional chains of N spin-1/2 such as the long-range Ising model with Hamiltonian

$$H = H_x + H_z, \quad H_x = h_x \sum_{i=1}^N \sigma_i^x, \quad H_z = J_z \sum_{i < j=1}^N \frac{\sigma_i^z \sigma_j^z}{|i-j|^\alpha}, \quad (4)$$

where σ_i^μ with $\mu = x, y, z$ are Pauli operators for spins on lattice sites $i = 1, \dots, N$. Power-law interactions with $0 \leq \alpha \leq 3$ are routinely implemented with trapped-ion quantum simulators [45]. The kicked top emerges in DQS in the limit $\alpha \rightarrow 0$.

Before proceeding to a study of the kicked top, we recall some of the basic features of Trotter errors and the Trotter threshold, which have emerged in our previous work. In DQS, time evolution generated by H is represented by a sequence of elementary quantum gates. This is achieved through the approximate factorization of the time evolution operator within each Trotter step, $e^{-iH\tau} \approx e^{-iH_z\tau} e^{-iH_x\tau}$: Individual terms in the sums in H_x and H_z , respectively, commute with each other, so that $e^{-iH_x\tau}$ and $e^{-iH_z\tau}$ can directly be decomposed into single-spin and two-spin gates. However, due to the non-commutativity of the components of the target Hamiltonian, $[H_x, H_z] \neq 0$, the factorization of the time evolution operator within a single Trotter step is exact only in the limit $\tau \rightarrow 0$, and any finite value $\tau > 0$ leads to the occurrence of Trotter errors. On the level of the generator of the dynamics, the FM expansion Eq. (3) suggests that Trotter errors are perturbatively small in τ . However, a rigorous sufficient condition for the convergence of the FM expansion [46, 47, 48] indicates that the radius of convergence scales with system size as $\sim 1/N$, which would imply that the FM expansion is not applicable in the thermodynamic limit $N \rightarrow \infty$, and puts into question whether Trotter errors can be controlled in DQS of quantum many-body systems. Addressing this question requires a suitable measure of Trotter errors. In DQS, quantities of physical interest are typically expectation values of few-body observables, i.e., (sums of) products of spin-1/2 operators acting on only a few different spins, such as σ_i^μ , $\sigma_i^\mu \sigma_j^\nu$, $\sigma_i^\mu \sigma_j^\nu \sigma_k^\rho$, etc. Therefore, it is natural to quantify Trotter errors in terms of deviations of expectation values of few-body observables from their target values that are obtained by time evolution generated by the target Hamiltonian H . For Ising spin chains, in the limit $\alpha \rightarrow \infty$ of short range interactions and for $0 \leq \alpha \leq 3$, such quantitative studies of Trotter errors of few-body observables were carried out in Refs. [7] and [2], respectively. As we will illustrate with a concrete example below, these studies found sharp threshold behavior, where Trotter errors remain controlled for small Trotter steps and proliferate for τ larger than a threshold value τ_* .

The Trotter threshold was observed consistently over the entire range of values of power-law interaction exponents α considered. In the limit $\alpha \rightarrow 0$, DQS of the spin model in Eq. (4) is directly related to the dynamics of a kicked top: For $\alpha = 0$, the components of the Ising Hamiltonian in Eq. (4) can be cast, in terms of collective spin operators $S_\mu = \sum_{i=1}^N \sigma_i^\mu / 2$, as $H_x \sim S_x$ and $H_z \sim S_z^2$ —just as in the Hamiltonian of the kicked top in Eq. (1). Then, the collective spin $\mathbf{S}^2 = S_x^2 + S_y^2 + S_z^2$ becomes a constant of motion. Consequently, the many-body Hilbert space with dimension 2^N is

decomposed into decoupled subspaces of fixed total spin S , and within each subspace, the Trotterization of Eq. (4) reproduces the dynamics of a kicked top of size S . In this sense, the kicked top becomes a single-particle (i.e., a single collective spin) toy model for the many-body Trotter threshold, where the notion of few-body observables introduced above to quantify Trotter errors translates to low-order products of spin operators S_μ . In the following, we give a detailed account of the Trotter threshold in the context of the kicked top.

2.2. The Kicked Top and the Trotter Threshold

2.2.1. Model System and Magnus Expansion Before we enter a detailed discussion of the Trotter threshold, we introduce the following extension of the Floquet operator given in Eq. (2):

$$U_\tau = e^{-iH_z\tau} e^{-iH_y\tau} e^{-iH_x\tau} = e^{-iH_F(\tau)\tau}. \quad (5)$$

This extended Floquet operator, on which our discussion of the Trotter threshold will focus, corresponds to DQS of a target Hamiltonian $H = H_x + H_y + H_z$, where

$$H_\mu = \frac{J_\mu S_\mu^2}{2S+1} + h_\mu S_\mu. \quad (6)$$

The rationale behind this choice of model, as opposed to the model for the kicked top in the introduction, is explained in [Appendix A](#): the key difference between the Floquet operators in Eqs. (2) and (5) are the absence of time-reversal and geometrical symmetries as well as resonant driving points in the latter case [1]. We choose J_z as the unit of energy, and, for concreteness, we fix $J_y = 0$, $J_x = 0.4J_z$, $h_z = h_y = 0.1J_z$, and $h_x = 0.11J_z$. Further, we note that while the Floquet-Magnus (FM) expansion always takes the form of a power series in the Trotter step size τ ,

$$H_F(\tau) = \sum_{k=0}^{\infty} \tau^k C_k, \quad (7)$$

for the specific case of a three-step Floquet drive in Eq. (5), the first few terms are given by

$$C_0 = \sum_{\alpha} H_{\alpha}, \quad (8)$$

$$C_1 = \frac{i}{2} \sum_{\alpha < \beta} [H_{\alpha}, H_{\beta}], \quad (9)$$

$$C_2 = - \sum_{\alpha \neq \beta} \frac{[H_{\alpha}, [H_{\alpha}, H_{\beta}]]}{12} - \frac{[H_x, [H_y, H_z]]}{6} - \frac{[H_z, [H_y, H_x]]}{6}, \quad (10)$$

where $\alpha, \beta \in \{x, y, z\}$.

2.2.2. Quantifying Trotter Errors Among different choices of few-body observables to quantify Trotter errors, a special role is played by the target Hamiltonian itself: for $\tau \rightarrow 0$, the Floquet operator in Eq. (5) reduces to time evolution generated by the time-independent target Hamiltonian H , and the energy as measured by the expectation value of H becomes a constant of motion. To quantify the degree to which this conservation law is obeyed in DQS, we define the simulation accuracy [49, 7]:

$$Q_E(n\tau) = \frac{E_\tau(n\tau) - E_0}{E_{T=\infty} - E_0}. \quad (11)$$

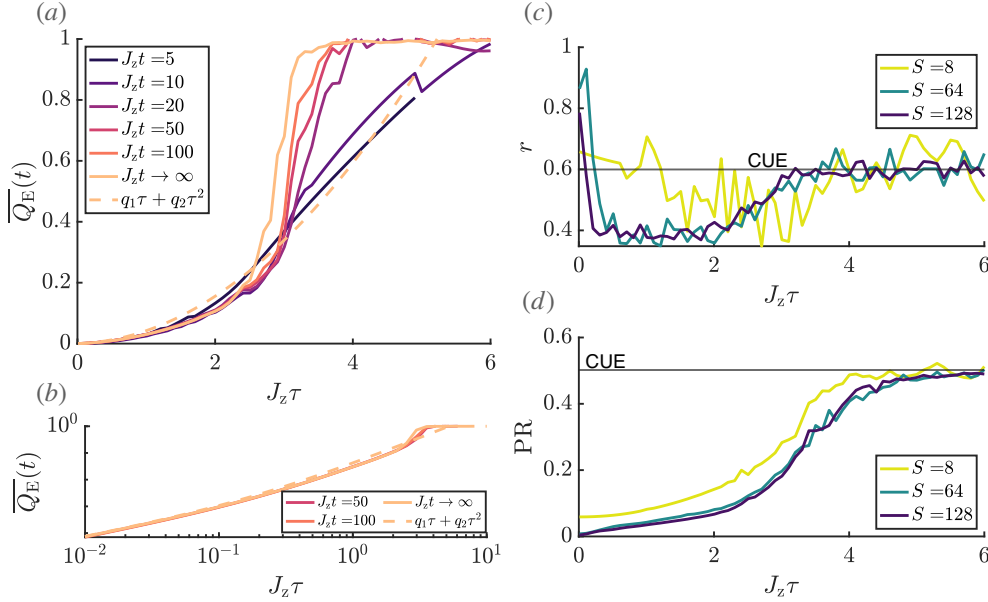


Figure 2. Trotter threshold and transition to quantum chaos. (a)&(b) The temporal average of the simulation accuracy Eq. (11) exhibits threshold behavior for $J_z t \gtrsim 20$ ($S = 128$ for all lines). For $t \rightarrow \infty$ and below the threshold, the numerical data is well-reproduced by the expansion to second order in τ given in Eq. (12), which is obtained from time-dependent perturbation theory based on a low-order truncation of the FM expansion [2]. The Trotter threshold coincides with the onset of quantum chaos: for $\tau \gtrsim \tau_*$, (c) the adjacent phase spacing ratio Eq. (13) and (d) the participation ratio Eq. (14) converge, for $S \rightarrow \infty$, to the CUE values $r_{\text{CUE}} \approx 0.6$ and $\text{PR}_{\text{CUE}} = 1/2$ [50], respectively. Below the Trotter threshold the adjacent phase spacing ratio in (c) is governed by Poisson statistics leading to $r_{\text{POI}} \approx 0.39$.

Energy is conserved if $Q_E(n\tau) = 0$, and the energy at time $t = n\tau$, given by $E_\tau(n\tau) = \langle \psi(0) | U_\tau^\dagger n H U_\tau^n | \psi(0) \rangle$, equals the energy of the initial state, $E_0 = \langle \psi(0) | H | \psi(0) \rangle$. In contrast, the value $Q_E(n\tau) = 1$ indicates that the system absorbs energy from the time-periodic Floquet drive and heats up to infinite temperature $T = \infty$ such that $E_\tau(n\tau) = E_{T=\infty} = \text{tr}(H)/\mathcal{D}$ where $\mathcal{D} = 2S + 1$ is the Hilbert space dimension.

2.2.3. Trotter Threshold The temporal average $\overline{Q_E}(t) = \frac{1}{n_t} \sum_{n=1}^{n_t} Q_E(n\tau)$, where $n_t = \lfloor t/\tau \rfloor$ is the number of Trotter steps corresponding to the simulation time t , is shown in Fig. 2(a). Here, the initial state is chosen as a spin coherent state, $|\theta, \phi\rangle = e^{i\theta(S_x \sin(\phi) - S_y \cos(\phi))} |S, S_z = S\rangle$, with $\theta = 0.1$ and $\phi = 0.2$. At times $J_z t \gtrsim 20$, Trotter errors, quantified by the time-averaged simulation accuracy $\overline{Q_E}(t)$, exhibit threshold behavior: while $\overline{Q_E}(t)$ increases smoothly for small values of τ , a sudden jump to the saturation value $\overline{Q_E}(t) \approx 1$ occurs at $J_z \tau_* \approx 3.5$. The Trotter threshold persists for $t \rightarrow \infty$, and becomes sharper with increasing spin size S [2]. An analogous Trotter threshold can be observed also for other few-body observables [2], and, as pointed out above, applies also to one-dimensional spin chains with algebraic [2] and nearest-neighbor [7] interactions, as well as bosonic models with infinite Hilbert

spaces [8]. It should be noted that generic and sufficiently short-range interacting many-body systems are expected to heat up indefinitely when subjected to Floquet driving [51, 52, 53], so that the Trotter threshold is washed out with $\overline{Q_E}(t) \rightarrow 1$ for any $\tau > 0$ at late times. However, the heating rate is exponentially small in the driving frequency [54, 55, 56, 57, 58, 59, 60]. Thus, for given finite simulation run-time, heating can be suppressed efficiently.

Below the Trotter threshold, Trotter errors remain controlled, i.e., perturbatively small in τ . In fact, Trotter errors are well-described by a low-order truncation of the FM expansion: treating corrections to the target Hamiltonian in Eq. (7) in time-dependent perturbation theory [7, 2], the long-time average of the simulation accuracy, $\overline{Q_E} = \lim_{t \rightarrow \infty} \overline{Q_E}(t)$, can be written as a power series in τ :

$$\overline{Q_E} = q_1\tau + q_2\tau^2 + \mathcal{O}(\tau^3), \quad (12)$$

with, for the parameters chosen for Fig. 2(a), $q_1 \approx 0.007$ and $q_2 \approx 0.035$. The good agreement between this series expansion and the numerical data for $\tau \lesssim \tau_*$ shows that a low-order truncation of the FM expansion provides a quantitatively accurate description of the dynamics of few-body observables well beyond rigorous bounds on the radius of convergence of the FM expansion.

2.2.4. Breakdown of the Floquet-Magnus Expansion and Onset of Quantum Chaos

The breakdown of the FM expansion, signalled by the proliferation of Trotter errors for $\tau > \tau_*$, marks the onset of quantum chaos. As a first indication for the connection between the divergence of the FM expansion and quantum chaos, we note that the saturation value $\overline{Q_E} = 1$ at $\tau \gtrsim \tau_*$ is consistently reproduced by replacing U_τ in each Trotter step by a random unitary matrix. Then, the temporal average is manifestly equivalent to a Hilbert-space average, which by definition yields the infinite-temperature value $E_{T=\infty}$.

More systematically, quantum chaos of the Floquet operator U_τ manifests in statistics of the eigenphases θ_n and in localization properties of the eigenvectors $|\phi_n\rangle$, which obey the eigenvalue equation $U_\tau|\phi_n\rangle = e^{i\theta_n}|\phi_n\rangle$. In particular, as a *defining* signature of quantum chaos, the distribution of spacings of eigenphases θ_n is described by RMT, and the eigenvectors $|\phi_n\rangle$ are delocalized in a basis of eigenvectors of an operator that generates integrable dynamics, such as the target Hamiltonian. In the following, we study the onset of chaos in the kicked top via comparison of the eigenphases and eigenstates of the Floquet operator to their respective RMT predictions. We refer the reader to Ref. [1] for a comprehensive introduction to the signatures of quantum chaos.

Eigenphase statistics are conveniently characterized by the average adjacent phase spacing ratio r [61],

$$r = \frac{1}{\mathcal{D}} \sum_{n=1}^{\mathcal{D}} r_n, \quad r_n = \frac{\min(\delta_n, \delta_{n+1})}{\max(\delta_n, \delta_{n+1})}, \quad (13)$$

where $\delta_n = \theta_{n+1} - \theta_n$. This quantity constitutes a measure of the degree of repulsion between the eigenphases of U_τ , and takes characteristic values for unitaries that are drawn from an ensemble of RMT. In particular, for the circular unitary ensemble (CUE) of random unitary matrices, the average adjacent phase spacing ratio is given by $r_{\text{CUE}} = 0.5996(1)$ [62]. Indeed, this value is reproduced for $\tau \gtrsim \tau_*$ as shown in Fig. 2(b), giving a clear indication for quantum-chaotic dynamics beyond the Trotter threshold. At very small values $J_z\tau \lesssim 1/S$, the phase spacing ratio is

determined by the target Hamiltonian. The phase spacing ratio drops to $r_{\text{POI}} \approx 0.39$ for $1/S \lesssim J_z \tau \lesssim J_z \tau_*$, which signals the absence of level repulsion in crossings of eigenphases that wind repeatedly around the unit circle, leading to Poisson statistics for the adjacent phase spacings [2]. In this regime, Trotterization leads to only weak mixing between the eigenvectors $|\psi_n\rangle$ of the target Hamiltonian, and the Floquet states $|\phi_n\rangle$ are in one-to-one correspondence with the states $|\psi_n\rangle$. This localization of Floquet states in the eigenbasis of the target Hamiltonian is quantified by the participation ratio (PR),

$$\text{PR} = \left(\sum_{n,m=1}^{\mathcal{D}} |\langle \psi_n | \phi_m \rangle|^4 \right)^{-1}. \quad (14)$$

The participation ratio is shown in Fig. 2(c). The small values of PR at $\tau \lesssim \tau_*$ indicate a high degree of similarity between the eigenbases of H and U_τ . For $\tau \gtrsim \tau_*$, the PR saturates to a large value that indicates equal absolute overlaps between all eigenstates, as expected for the eigenvectors $|\phi_n\rangle$ of a random matrix U_τ . In this regime, the precise numerical value of the PR is determined by the corresponding ensemble of RMT. For the CUE, and in the limit $\mathcal{D} \rightarrow \infty$, it is given by $\text{PR}_{\text{CUE}} = 1/2$ [50].

3. Learning the Floquet Hamiltonian $H_F(\tau)$ of the Kicked Top

Previous work, as summarized in Sec. 2, has focused on the Trotter threshold by monitoring the simulation accuracy Q_E , participation ratio, and the level spacing ratio of the Floquet operator U_τ . Instead, the present section will study the phenomenology of the Trotter threshold, and the transition to quantum chaos, from the view point of *learning* the Floquet Hamiltonian $H_F(\tau)$ in the form of the Floquet-Magnus expansion Eq. (7), as a function of τ .

Below we first describe the technique of HL (Sec. 3.1), which we then adapt to ‘learn’ the Floquet-Magnus expansion of the kicked top. Central to our discussion is the ability of the HL protocol to provide a quantitative assessment of errors in HL, in particular in learning $H_F(\tau)$ with τ approaching the Trotter threshold τ_* . Corresponding results for the kicked top will be presented in Sec. 3.2.

3.1. Hamiltonian Learning

3.1.1. Hamiltonian Learning Protocols for Quantum Many-Body Systems Recently, HL has been developed as a technique to efficiently recover an unknown Hamiltonian of an isolated quantum many-body system via measurements on quantum states prepared in the laboratory. Motivation for HL is provided by the ongoing development of controlled quantum many-body systems, e.g., as analog quantum simulators, where HL serves to characterize and thus verify the functioning of quantum devices. Various methods for recovering the Hamiltonian have been described, from learning the Hamiltonian from a single eigenstate [25, 26, 27, 28], or stationary states [29, 32], or from observation of short time dynamics [31, 33].

To be specific, we give a brief description of HL in quench dynamics. We focus on HL as proposed in Ref. [31] as our discussion below, on learning the Floquet Hamiltonian $H_F(\tau)$, directly builds on this method. Reference [31] considers quench dynamics of an isolated many-body system, $|\psi(t)\rangle = e^{-iHt} |\psi(0)\rangle$, where an initial state $|\psi(0)\rangle$ evolves in time t according to a *time-independent* Hamiltonian H to a

final state $|\psi(t)\rangle$. The task is to recover the operator structure of H by measuring observables at various times t . The key to an *efficient* reconstruction is the locality of the physically implemented many-body Hamiltonian. This means that H can typically be expanded as a sum of few-body operators, and can thus be specified by a number of coupling parameters that scales at most polynomially in system size N . In the specific example of the long-range interacting spin-1/2 model discussed in Sec. 2 [see Eq. (4)], of which the kicked top can be seen as the limit $\alpha \rightarrow 0$, the Hamiltonian is expressed as a sum of Pauli operators $\sigma_i^z \sigma_j^z$ with coefficients $J_{i,j}^z \propto \frac{J_z}{|i-j|^\alpha}$, and depends thus on $\mathcal{O}(N^2)$ coupling coefficients, far less than the $\mathcal{O}(4^N)$ parameters needed to express a generic operator.

We thus seek to reconstruct the physically implemented Hamiltonian from an *Ansatz*

$$H(\mathbf{c}) = \sum_{h_j \in \mathcal{A}} c_j h_j, \quad (15)$$

specified by a chosen set $\mathcal{A} = \{h_j\}_{j=1}^{N_{\mathcal{A}}}$ of $N_{\mathcal{A}} = \text{poly}(N)$ few-body Ansatz operators h_j , and depending on coefficients c_j , with \mathbf{c} denoting the vector of such coefficients, which we want to determine from experimental measurements. In the context of quantum simulation, the choice of the Ansatz is based on the target Hamiltonian one seeks to implement on the quantum device, possibly complemented with additional terms representing deviations from this target Hamiltonian, whose presence we want to test. Reference [31] proposes to determine the coefficients c_j that yield the best approximation to the implemented Hamiltonian from the condition of energy conservation:

$$\langle \psi(0) | H | \psi(0) \rangle = \langle \psi(t) | H | \psi(t) \rangle \quad \forall |\psi(0)\rangle, t. \quad (16)$$

Imposing energy conservation at the level of the Ansatz $H(\mathbf{c})$ amounts to choosing $N_{\text{con}} > N_{\mathcal{A}}$ different initial states $\{|\psi_i(0)\rangle\}_{i=1}^{N_{\text{con}}}$ as ‘constraints’, and to minimize the energy differences $|\langle \psi_i(0) | H(\mathbf{c}) | \psi_i(0) \rangle - \langle \psi_i(t) | H(\mathbf{c}) | \psi_i(t) \rangle|$ w.r.t. the coefficients. The optimal \mathbf{c} , which we denote with \mathbf{c}^{rec} in the following, is thus determined as [31]

$$\mathbf{c}^{\text{rec}} = \arg \min_{\mathbf{c}} \frac{\|M\mathbf{c}\|}{\|\mathbf{c}\|}, \quad (17)$$

where the elements of the constraint matrix M are given by

$$M_{i,j} = \langle \psi_i(t) | h_j | \psi_i(t) \rangle - \langle \psi_i(0) | h_j | \psi_i(0) \rangle, \quad (18)$$

which can be inferred from experimental measurements collected from a series of quantum quenches starting from the chosen states $\{|\psi_i(0)\rangle\}_{i=1}^{N_{\text{con}}}$. The *reconstructed Hamiltonian*, denoted with $H_{\text{rec}} \equiv H(\mathbf{c}^{\text{rec}})$, is the one that best approximates the implemented H within the Ansatz space spanned by \mathcal{A} , in the sense of energy conservation. Comparison of H_{rec} with the target Hamiltonian allows one to assess the quality of the quantum device in simulating the model of interest. Note that in Eq. (17) the overall scale of \mathbf{c}^{rec} remains undetermined, but there exist efficient ways of determining it (see Refs. [29, 32]).

It is essential that the technique above also provides a way of assessing errors, or confidence in the reconstructed parameters \mathbf{c}^{rec} for a given set of experimental data, which are provided here as correlation functions entering the constraint matrix M .

The quantity that one has access to from HL is the optimal value of the cost function $\|M\mathbf{c}\|$ in Eq. (17),

$$\lambda_1 = \frac{\|M\mathbf{c}^{\text{rec}}\|}{\|\mathbf{c}^{\text{rec}}\|} = \frac{\sqrt{\sum_i |\langle H_{\text{rec}} \rangle_{i,t} - \langle H_{\text{rec}} \rangle_{i,0}|^2}}{\|\mathbf{c}^{\text{rec}}\|}, \quad (19)$$

with $\langle H_{\text{rec}} \rangle_{i,t} \equiv \langle \psi_i(t) | H_{\text{rec}} | \psi_i(t) \rangle$, which measures how well the reconstructed Hamiltonian is conserved during the dynamics governed by H . In practice, λ_1 is calculated as the smallest singular value of M , which is shown to be equivalent to the minimum of the ‘energy cost-function’ $\|M\mathbf{c}\|$ in Eq. (17) (see Ref. [31] and Appendix B for details). In Sec. 3.2 below, λ_1 will play a key role in our study of the Trotter threshold.

3.1.2. Learning the Generator of a Trotter Step of the Kicked Top ‘Order by Order’ in the Floquet Magnus Expansion We now extend the HL protocol described above to the *learning* of the Floquet Hamiltonian of the kicked top, defined via $U_\tau = e^{-iH_F(\tau)\tau}$ with U_τ given in Eq. (5). As outlined in the introduction, the kicked top constitutes a particular example of more general DQS of genuinely many-body systems [see Sec. 2.1], where the HL method proposed here would acquire its most (experimentally) relevant application.

In this context, we choose to rephrase the kicked top as an ‘experiment’ implementing a Trotter evolution cycle which is presented to us as a *black box*. We denote the implemented Trotter cycle as $U_\tau^{\text{exp}} = e^{-iH_F^{\text{exp}}(\tau)\tau}$, parametrized in terms of the generator $H_F^{\text{exp}}(\tau)$. In an ideal experiment $H_F^{\text{exp}}(\tau) = H_F(\tau)$, but here we wish to infer the operator content of $H_F^{\text{exp}}(\tau)$ from experimental measurements, for two main reasons. First, in DQS we are interested in learning the Trotter errors, contained in $H_F^{\text{exp}}(\tau)$ as higher order terms in τ (see Floquet-Magnus expansion Eq. (7)). Second, in an experimental context there might also be control errors, which will be reflected in the operator structure of $H_F^{\text{exp}}(\tau)$ deviating from the ideal $H_F(\tau)$: the reconstruction of $H_F^{\text{exp}}(\tau)$ enables the detection of such experimental control errors, and thus a characterization of the Trotter block which we can view as a process tomography of the corresponding quantum circuit § [see Fig. 1].

To achieve these goals, we seek for a reconstruction of $H_F^{\text{exp}}(\tau)$ based on the *operator Ansatz*

$$H_F^{\text{exp}(K)}(\tau) = \sum_{k=1}^K \tau^k C_k^{\text{exp}}, \quad (20)$$

formulated as series in τ truncated at order K , i.e., we learn the generator ‘order by order’ by increasing stepwise K . The operator content of the operators C_k^{exp} is specified based on our expectation $H_F(\tau)$ [see the C_k in Eqs. (8)-(10)], but might also contain additional terms whose presence we want to test. Using the notation of the previous subsection, we may rewrite the Ansatz as

$$H_F^{\text{exp}(K)}(\tau) = \sum_{h_j \in \mathcal{A}_K} c_j h_j, \quad (21)$$

with \mathcal{A}_K denoting the Ansatz set comprising the operator content of the C_k^{exp} up to order K in τ . In this notation, \mathcal{A}_0 is the Ansatz for the operator content of the

§ Our discussion ignores errors due to decoherence, i.e., we assume unitary evolution. The procedure can be extended to the learning of Floquet Liouvillians as it is shown in Ref. [24].

zeroth order terms, corresponding to the generators of the individual gates in U_τ^{exp} (e.g., the H_μ in Eq. (5)), while $\mathcal{A}_{k>0}$ contains all operators generated by the k -nested commutators of the terms in \mathcal{A}_0 , with $k = 1, \dots, K$.

The key quantity representing the quality of our reconstruction is $\lambda_1(\tau)$ introduced in Eq. (19), which quantifies the error of our—typically low order in τ —Ansatz in representing the ‘experimental’ Trotter block. The structure of the Ansatz (21) and the ability of measuring $\lambda_1(\tau)$ for different values of τ allows us to (i) discriminate between control errors (appearing as ‘unwanted’ terms in \mathcal{A}_0) and Trotter errors (the higher order terms), and (ii) detect the value of τ_* at which these Trotter errors proliferate and quantum chaotic dynamics emerges, corresponding to the stepsize at which our Ansatz (20) fails in approximately capturing the stroboscopic DQS dynamics. This is in analogy to the schematic Fig. 1(c) where $\lambda_1(\tau)$ will become the proxy for the Hamiltonian distance.

Below, we will apply these ideas to the study of the Trotter threshold in the kicked top, using the behavior of $\lambda_1(\tau)$ as the quantifier signaling the transition from regular to chaotic dynamics when approaching $\tau \rightarrow \tau_*$.

3.2. Trotter Threshold from Hamiltonian Learning: Results for the Kicked Top

We now present our results for learning the generator $H_F^{\text{exp}}(\tau)$ of the Trotter step as a function of τ via HL, as a method to detect and characterize the Trotter threshold in an experimentally feasible protocol. Specifically, we simulate the above protocol for learning the generator of the kicked top dynamics, imagined here as a DQS implementing the Trotter cycle U_τ defined in Eq. (5). In order to illustrate the main ideas, and to compare to the results of Sec. 2, we consider U_τ without the addition of ‘unwanted’ terms (experimental control errors), i.e., $H_F^{\text{exp}}(\tau) = H_F(\tau)$, and simulate the HL protocol in absence of measurement noise in the matrix elements $M_{i,j}$ of Eq. (18). To reconstruct $H_F(\tau)$, the Ansatz operators h_j for the HL protocol are chosen such that they capture the operator content of the first few orders of the FM expansion in Eq. (7). We denote with \mathcal{A}_k the set of operators $\{h_j\}_j$ corresponding to a k th-order truncation of the FM series. For the kicked top of the present example, the Ansatz sets for the first few orders read as ||

$$\begin{aligned} \mathcal{A}_0 &= \{S_x^2, S_x, S_y, S_z^2, S_z\}, \\ \mathcal{A}_1 &= \mathcal{A}_0 \cup \{S_x S_y, S_y S_z, S_x S_z, S_x S_y S_z\}, \\ \mathcal{A}_2 &= \mathcal{A}_1 \cup \{S_x^2 S_y, S_y S_z^2, S_x^2 S_z^2, S_z^4, S_x^2 S_z, S_z^3, S_x S_z^2, S_x^4, S_x^3\}, \end{aligned}$$

containing all the linearly independent products of spin operators coming from the commutators in Eq. (8) ¶. The elements $M_{i,j}$ of the constraint matrix M defined in Eq. (18) are determined from expectation values of these operators over the states $|\psi_i(n\tau)\rangle = U_\tau^n |\psi_i(0)\rangle$. To compare to the results of Sec. 2, we choose $n\tau = 100J_z^{-1}$ and random coherent states as initial states: our results are however independent of these specific choices. The Trotter threshold discussed in Sec. 2 will be revealed by

|| In general, these operators are not hermitian and do not directly correspond to observables, and result in the constraint matrix elements $M_{i,j}$ being complex. However, the matrix elements $M_{i,j}$ can be equivalently constructed as the sum $M_{i,j} = M_{i,j}^{\text{Re}} + iM_{i,j}^{\text{Im}}$, where the expectation values in $M_{i,j}^{\text{Re}}$ and $M_{i,j}^{\text{Im}}$ are taken of hermitian operators $h_j + h_j^\dagger$ and $i(h_j^\dagger - h_j)$, respectively.

¶ We typically choose $k \ll S$, hence the operators h_j are low powers of collective spin operators, which constitute few-body operators when interpreting the kicked top as an ensemble of spin-1/2 degrees of freedom.

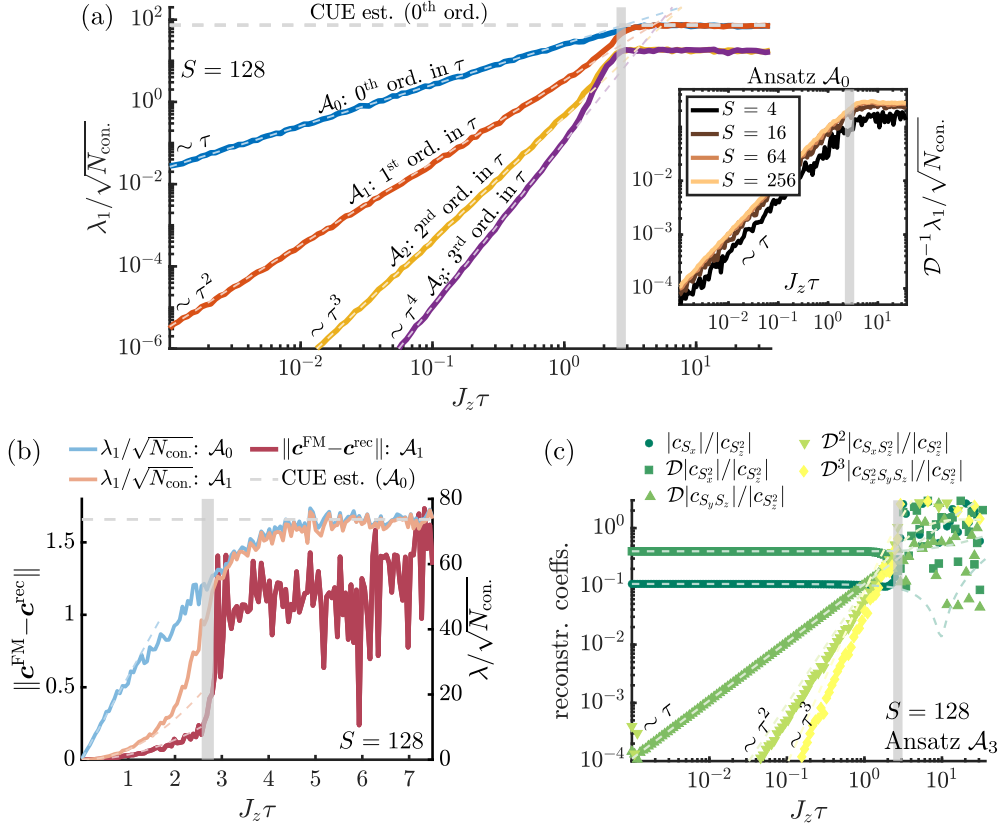


Figure 3. Reconstruction of Floquet Hamiltonian of kicked top (5).

(a) Scaling of $\lambda_1/\sqrt{N_{\text{con}}}$ with τ , for different Ansatz corresponding to different truncations (different colors). The Trotter threshold is marked by the vertical shaded line. Inset: dependence of $\lambda_1(\tau)$ on the spin S of the kicked top. (b) Linear plot of the parameter distance $\|c^{\text{FM}} - c^{\text{rec}}\|$ (dark red solid line), with c^{FM} and c^{rec} both normalized to one (in units of J_z), compared to $\lambda_1(\tau)$. (c) Some reconstructed parameters (up to $\mathcal{O}(\tau^3)$) compared to the analytical predictions from the FM expansion (dashed lines). The parameters used are $J_x = 0.4J_z$, $J_y = 0$, $h_x = 0.11J_z$, $h_y = h_z = 0.1J_z$. In all plots, we chose $D = 2S + 1$ random coherent states as initial states for the HL, and evolved the system up to time $100J_z^{-1}$.

measuring λ_1 for several values of the Trotter step τ , keeping the Ansatz \mathcal{A}_k fixed as τ is changed. Specifically, the behavior of $\lambda_1(\tau)$ serves as an indicator of the quality of HL, which is bound to fail for $\tau > \tau_*$ where the dynamics of the kicked top cannot be approximated by a truncated FM expansion.

The behavior of λ_1 as a function of τ is exemplified in Fig. 3(a) for several \mathcal{A}_k . Two different behaviors are clearly visible, separated by a grey vertical line denoting the estimated value of τ_* , corresponding to the Trotter threshold discussed in Sec. 2. Let us now describe these regimes and relate them to the observations presented in Sec. 2.

3.2.1. Pre-Threshold Regime. For $\tau < \tau_*$ we see that, depending on the Ansatz, λ_1 obeys different scaling with τ , i.e., $\lambda_1 \in \mathcal{O}(\tau^{k+1})$ for a k th-order Ansatz \mathcal{A}_k . This behavior of $\lambda_1(\tau)$ confirms that for $\tau < \tau_*$ a low-order truncation of the FM expansion is sufficient to accurately describe the stroboscopic dynamics of the kicked top. Indeed, it is intuitively clear that an Ansatz \mathcal{A}_k capturing only the lowest k orders of $H_F(\tau)$ results in a reconstructed Hamiltonian $H_{\text{rec}}(\tau) = \sum_j c_j^{\text{rec}}(\tau) h_j$ violating energy conservation by terms of order $\mathcal{O}(\tau^{k+1})$ during the stroboscopic dynamics, i.e., $\|H_{\text{rec}}(\tau) - H_F(\tau)\| \in \mathcal{O}(\tau^{k+1})$. Since λ_1 is precisely what captures how well $H_{\text{rec}}(\tau)$ is conserved [see Eq. (19)], the scaling of $\|H_{\text{rec}}(\tau) - H_F(\tau)\|$ must be reflected in that of $\lambda_1(\tau)$, hence $\lambda_1 \in \mathcal{O}(\tau^{k+1})$. This is also confirmed by the behavior of the *parameter distance* $\|\mathbf{c}^{\text{FM}} - \mathbf{c}^{\text{rec}}\|$, shown by the dark red line in Fig. 3(b), where \mathbf{c}^{FM} denotes the vector of coefficients that are calculated from the analytical FM expansion (truncated to order k for an Ansatz \mathcal{A}_k). As long as $\tau < \tau_*$, $\|\mathbf{c}^{\text{FM}} - \mathbf{c}^{\text{rec}}\|$ remains small and its behavior as a function of τ reflects that of $\lambda_1(\tau)$.

3.2.2. Trotter Threshold At $\tau \approx \tau_*$, $\lambda_1(\tau)$ transitions from a $\mathcal{O}(\tau^k)$ behavior to a τ -independent value. The reason of this transition is the fact that a low-order truncation of $H_F(\tau)$ becomes insufficient to accurately describe the dynamics. More precisely, since our HL protocol is based on monitoring the dynamics of few-body observables (the $h_j \in \mathcal{A}_k$) which are measured in order to construct the matrix M , the onset of the plateau in $\lambda_1(\tau)$ signals the proliferation of Trotter errors in the dynamics of such observables. The behavior of $\lambda_1(\tau)$ is therefore analogous to that of the simulation accuracy $\overline{Q_E}(\tau)$, defined in Eq. (11), showing the threshold behavior at the same value τ_* . In fact, $\overline{Q_E}(\tau)$ and $\lambda_1(\tau)$ encode very similar physical information, in that they both are related to how well energy, as defined by the time-averaged Hamiltonian in one case and by a low-order truncation of FM expansion in the other, is conserved. Specifically, it is clear from its definition [Eq. (19)] that $\lambda_1(\tau)$ can be seen as a simulation accuracy $Q_E(n\tau)$ [Eq. (11)] averaged over several initial states, upon identifying the energy E_τ with the reconstructed Hamiltonian $H_{\text{rec}}(\tau)$ (up to an overall normalization). We notice that threshold behavior can be observed also in the parameter distance defined before, and shown in Fig. 3(b), as well as in the reconstructed Hamiltonian parameters which, while showing almost perfect agreement with the analytically determined FM expansion for $\tau < \tau_*$, become essentially random for $\tau > \tau_*$. We show the behavior with τ of some of the reconstructed parameters in Fig. 3(c). Furthermore, we observe that the value of τ_* does not strongly depend on the spin size S , as we show in the inset of Fig. 3(a). This is consistent with the results of our previous work [2], where we observed that τ_* remained finite even in the classical limit $S \rightarrow \infty$.

3.2.3. Post-Threshold Regime For $\tau > \tau_*$ we observe a constant value of $\lambda_1(\tau)$, independently of the Ansatz chosen. As shown in Sec. 2, the regime $\tau > \tau_*$ corresponds to the chaotic regime where the spectral statistics of U_τ is faithful to RMT. As a consequence, the value of $\lambda_1(\tau > \tau_*)$ shows perfect agreement with the value of λ_1 that can be estimated using RMT. In this sense, $\lambda_1(\tau)$ can be seen as an indicator of the onset of chaos, showing a behavior similar to the level spacing ratio r and the PR introduced in Sec. 2. Here, the RMT estimate of λ_1 has to be understood as the value that one would obtain when carrying out the HL protocol above with the same Ansatz \mathcal{A}_k , but replacing U_τ with a random U drawn from the relevant matrix

ensemble (CUE for the example presented here). We refer the reader to [Appendix C](#) for the details of this calculation. In the plots, only the CUE estimate for the zeroth order Ansatz is shown, corresponding to the horizontal grey dashed line in panels (a) and (b): changing the Ansatz to reconstruct higher orders of the FM expansion leads to different values for the CUE estimate, which match with the observed plateaus in the plots.

4. Conclusions and Outlook

In the present paper, we have shown how Hamiltonian learning can be employed as a method for analyzing the transition to chaotic dynamics in the kicked top, interpreted here as a DQS of a collective spin system where this transition manifests itself in the proliferation of Trotter errors for a certain Trotter step size τ_* [2]. In general, our method gives a recipe for interrogating (via measurements) a quantum device implementing a Trotterized evolution, asking the question: can the implemented dynamics be approximately described by a time-independent *few-body* Hamiltonian? A low-order truncation of the FM expansion constitutes an example of such a Hamiltonian, whose structure motivates our choice of the Ansatz for HL, and thus of the measurements performed to interrogate the system. The answer to the question above is provided by λ_1 , assessing the quality of the Ansatz: by measuring λ_1 as a function of τ one can detect the value τ_* at which a description in terms of a few-body Hamiltonian breaks down, corresponding to the proliferation of Trotter errors in DQS.

When applied to the kicked top, our protocol requires only the measurement of products of few collective spin operators, and may be readily implemented in experimental setups where the kicked top dynamics can be realized. These include existing realizations of the kicked top as the spin of single atoms [63], nuclear spins [64], composite spins in nuclear magnetic resonance [65], and collective spins of ensembles of superconducting qubits [66], together with potential realizations with magnetic atoms [67, 68] and trapped ions [69, 70].

We emphasize that the method presented here applies also to the case of DQS of genuinely many-body systems [24], of which the kicked top can be seen as a limit where the dynamics, for suitable initial conditions, admits a description in terms of collective spin operators [see Sec. 2.1]. In view of the experimental applicability of our HL protocol in this more general context, we conclude by commenting on its relation to the previously proposed signatures of Trotter threshold and chaos transition in Trotterized dynamics.

First, while we have pointed out a similarity between the physical information encoded in λ_1 and the simulation accuracy Q_E [see Sec. 3.2.2], we note that there exist a fundamental difference between the two. The definition of the simulation accuracy is reliant on the exact knowledge of the implemented Hamiltonian which, in an experimental setting, may be unknown or only approximately known. Conversely, the value of λ_1 is determined *from the reconstruction of the implemented Hamiltonian*, and hence does not rely on previous knowledge of Hamiltonian parameters. Thus, measuring $\lambda_1(\tau)$ simultaneously achieves the goal of (i) characterizing a DQS in terms of the implemented stroboscopic Hamiltonian, and (ii) detecting the regime in which Trotter errors on few-body observables are controlled in τ .

Second, we point out that while the participation ratio and level spacing ratio studied in Sec. 2 are standard ways of probing the notion of quantum chaos, their measurement in the context of general quantum many-body systems is non-trivial. In

this context, we would like to mention recent advances in this direction [71] based on the use of randomized measurements [72, 73, 74]. Conversely, although the behavior of λ_1 is only an indicator of the onset of chaos, it is measurable with costs that in general scale polynomially in the system size.

Finally, we mention that even if the results presented here do not contain any simulated experimental imperfections nor measurement shot noise, the presented protocol retains its validity as long as the dynamics of the system can be treated as approximately unitary for the relevant timescales. Furthermore, via the value of λ_1 , our method provides means of assessing the quality of this approximation. A detailed analysis of the influence of measurement noise and imperfections is beyond the scope of this work, and we refer the reader to Ref. [24] for a detailed study of realistic applications of this protocol in many-body DQS.

While the emphasis of the present work has been on connecting the framework of Hamiltonian learning with the regular-chaotic dynamics of the kicked top in the more general context of DQS of many-body systems, we believe that these concepts and techniques can also be used to shed new light on quantum chaos in the kicked top per se, a field that has seen Fritz Haake as one of its most active and brilliant contributors.

Acknowledgments

We thank Lata K. Joshi, Markus Heyl, Philipp Hauke, Nathan Langford and Cahit Kargi for valuable discussions. This work was supported by Simons Collaboration on Ultra-Quantum Matter, which is a grant from the Simons Foundation (651440, P.Z.), the European Union’s Horizon 2020 research and innovation programme under Grant Agreement No. 817482 (Pasquans), and by LASCEM by AFOSR No. 64896-PH-QC. L.M.S. acknowledges support from the Austrian Science Fund (FWF): P 33741-N. The computational results presented here have been obtained (in part) using the LEO HPC infrastructure of the University of Innsbruck.

Data Availability

The data sets generated and analyzed during the current study are available from the corresponding author on reasonable request.

Appendix A. Variants of the kicked top model

The time-dependent Hamiltonian in Eq. (1) describes the prototypical and—with H_x being purely linear and H_z purely quadratic in spin operators—simplest version of the kicked top capable of global chaos [1]. Simplicity brings about a high degree of symmetry. This is best discussed in terms of the Floquet operator Eq. (2): Time-reversal covariance of U_τ , which is expressed through the relation $TU_\tau T^\dagger = U_\tau^\dagger$ where $T = e^{iH_x\tau}K$ and K is complex conjugation, implies that U_τ belongs to the COE. Further, U_τ is symmetric under rotations by π around the x axis, $R_x U_\tau R_x^\dagger = U_\tau$ with $R_x = e^{i\pi S_x}$. Hence, an RMT analysis, e.g., of level spacings, has to be carried out independently within the subspaces of eigenstates of U_τ that are even and odd under R_x , respectively. Finally, there are isolated points of even higher symmetry: if $h_x\tau$ is a multiple of 2π , then the entire spectrum of $H_x\tau = h_x\tau S_x$ contains only multiples of 2π , such that $e^{-iH_x\tau} = 1$ and the Floquet operator reduces to

$U_\tau = e^{-iH_z\tau}$. Consequently, S_z is conserved, and the dynamics becomes trivially integrable. These points of resonant driving are necessarily encountered when the driving period τ is varied over a wide range, as we do when we study the Trotter threshold, and, while being well understood, they somewhat spoil the phenomenology of the threshold behavior. Further, in view of the fact that the Trotter threshold occurs in a variety of models [20], the existence of such resonant driving points may be regarded as an artefact of the choice of H_x having an equidistant spectrum. Therefore, in Ref. [2] and in the main text, we focus on the more generic situation, in which H_x is augmented by a term that is quadratic in S_x . Further, by adding a term that is linear in S_z to H_z , we rid the Floquet operator of geometric symmetries, and thus simplify the RMT analysis. Finally, the RMT analysis of HL presented in Appendix C, while proceeding along the same lines, simplifies considerably for the CUE as compared to the COE. Hence, to not overburden the presentation of our results with unnecessary technicalities, we choose to focus on a version of the kicked top without time reversal symmetry, which is given in Eq. (5) [1].

Appendix B. Details on the Hamiltonian Learning Protocol of Sec. 3

In this appendix, we provide additional details on the HL protocol explained in Sec. 3.1, showing how the reconstruction of the Hamiltonian parameters is achieved via singular value decomposition (SVD). We write the Ansatz $H(\mathbf{c})$ for the Hamiltonian to be reconstructed as $H(\mathbf{c}) = \sum_{j=1}^{N_A} c_j h_j$, specified by a chosen set \mathcal{A} of Ansatz operators $\mathcal{A} = \{h_j\}_{j=1}^{N_A}$, and we want to find the optimal coefficients \mathbf{c}^{rec} by solving

$$\mathbf{c}^{\text{rec}} = \arg \min_{\mathbf{c}, \|\mathbf{c}\|=1} \sum_{i=1}^{N_{\text{con}}} |\langle H(\mathbf{c}) \rangle_{i,t} - \langle H(\mathbf{c}) \rangle_{i,0}|^2, \quad (\text{B.1})$$

with $\langle H(\mathbf{c}) \rangle_{i,t} = \langle \psi_i(t) | H(\mathbf{c}) | \psi_i(t) \rangle$, for a set of N_{con} chosen initial states $|\psi_i(0)\rangle$. This is equivalent to

$$\mathbf{c}^{\text{rec}} = \arg \min_{\mathbf{c}, \|\mathbf{c}\|=1} \|M\mathbf{c}\|^2, \quad (\text{B.2})$$

with the constraint matrix M having elements defined in Eq. (18), and amounts to determining \mathbf{c}^{rec} as the right singular vector of M corresponding to the smallest singular value λ_1 , that is

$$M\mathbf{c}^{\text{rec}} = \lambda_1 \mathbf{w}_1, \quad (\text{B.3})$$

where \mathbf{w}_1 is the corresponding left singular vector with $\|\mathbf{w}_1\| = \|\mathbf{c}^{\text{rec}}\|$. This can be seen as follows: from the SVD of M one writes $M = WSV^\dagger$, with W having N_A orthonormal columns \mathbf{w}_n (each being an N_{con} -component vector), V^\dagger having N_A orthonormal rows \mathbf{v}_n^\dagger (each being an N_A -component vector), and $S = \text{diag}(\lambda_1, \dots, \lambda_{N_A})$, with $0 \leq \lambda_1 \leq \dots \leq \lambda_{N_A}$. Thus $M\mathbf{c} = WSV^\dagger\mathbf{c} = \sum_n \lambda_n (\mathbf{v}_n \cdot \mathbf{c}) \mathbf{w}_n$, with \cdot denoting the scalar product, which yields

$$\|M\mathbf{c}\|^2 = \sum_n \lambda_n^2 (\mathbf{v}_n \cdot \mathbf{c})^2 \geq \lambda_1^2 (\mathbf{v}_1 \cdot \mathbf{c})^2 = \lambda_1^2, \quad (\text{B.4})$$

where the absolute minimum is obtained for $\mathbf{c} = \mathbf{v}_1$. Thus, $\mathbf{c}^{\text{rec}} = \mathbf{v}_1$.

Appendix C. Random matrix theory estimate for λ_1

In this appendix, we show that for $U_\tau = U \in \text{CUE}$ one can make analytical predictions for the form of the matrix $Q = \frac{1}{N_{\text{con}}} M^\top M$, thereby efficiently estimating the value of the λ_1 . The result is in good agreement with the value obtained from our HL protocol for large τ and large number of driving cycles. We start by calculating the expectation value of the elements $Q_{j,k} = \frac{1}{N_{\text{con}}} \sum_i M_{i,j} M_{i,k}$ over the CUE as

$$Q_{j,k}^{\text{CUE}} = \frac{1}{N_{\text{con}}} \sum_i \mathbb{E}_{U \in \text{CUE}} [M_{i,j} M_{i,k}] \equiv \frac{1}{N_{\text{con}}} \sum_i q_{j,k}^{\text{CUE}}[\rho_i], \quad (\text{C.1})$$

with ρ_i denoting the chosen initial states for the protocol (which in general can be also mixed). The result depends on the chosen set $\{\rho_i\}$, and can be calculated analytically in the case considered in the main text, namely the ρ_i being coherent states. Expressing the matrix elements $M_{i,j}$ as $M_{i,j} = \text{tr}(\rho_i h_j) - \text{tr}(\rho_i U^\dagger h_j U)$, and using the methods developed in [75], we obtain

$$\begin{aligned} q_{j,k}^{\text{CUE}}[\rho_i] &= \text{tr}(\rho_i h_j) \text{tr}(\rho_i h_k) - \frac{\text{tr}(h_j)}{\mathcal{D}} \text{tr}(\rho_i h_k) \\ &\quad - \frac{\text{tr}(h_k)}{\mathcal{D}} \text{tr}(\rho_i h_j) + \frac{\text{tr}(h_j) \text{tr}(h_k)}{\mathcal{D}^2 - 1} + \frac{\text{tr}(\rho_i^2) \text{tr}(h_j h_k)}{\mathcal{D}^2 - 1} \\ &\quad - \frac{\text{tr}(h_j h_k)}{\mathcal{D}(\mathcal{D} - 1)} - \frac{\text{tr}(\rho_i^2) \text{tr}(h_j) \text{tr}(h_k)}{\mathcal{D}(\mathcal{D}^2 - 1)}, \end{aligned} \quad (\text{C.2})$$

where \mathcal{D} is the Hilbert space dimension, i.e., $\mathcal{D} = 2S + 1$. Since we use pure initial states, $\text{tr}(\rho_i^2) = 1$. In the case of the kicked top, the Ansatz operators h_j are products of spin operators, and we can use the results of Ref. [76] to obtain the analytical expressions for the traces $\text{tr}(h_j)$ and $\text{tr}(h_j h_k)$. where $\mu, \nu = x, y, z$. The expectation values $\text{tr}(\rho_i h_j)$ are easily calculated for the chosen initial states. If we are interested in the zeroth order terms in the Floquet Hamiltonian (7), we can use the following identities: $\langle \theta, \phi | \mathbf{S} | \theta, \phi \rangle = S(\sin \theta \cos \phi, \sin \theta \sin \phi, \cos \theta)$, $\langle \theta, \phi | S_x^2 | \theta, \phi \rangle = S(S - \frac{1}{2})(\sin \theta \cos \phi)^2 + \frac{S}{2}$, and $\langle \theta, \phi | S_z^2 | \theta, \phi \rangle = \frac{S}{4}(1 + 2S + (2S - 1) \cos 2\theta)$ with $\mathbf{S} = (S_x, S_y, S_z)$. For a large number of initial states, the sum $N_{\text{con}}^{-1} \sum_i$ can be approximated by an expectation value over the initial states ensemble (ISE), i.e.,

$$\frac{1}{N_{\text{con}}} \sum_i q_{j,k}^{\text{CUE}}[\rho_i] \approx \mathbb{E}_{\rho \in \text{ISE}} q_{j,k}^{\text{CUE}}[\rho] \equiv \mathcal{Q}_{j,k}. \quad (\text{C.3})$$

which, for coherent states (ISE=CS), is calculated using $\mathbb{E}_{\rho \in \text{CS}} [\text{tr}(\rho h_j)] = \frac{1}{4\pi} \int d\Omega_{\theta,\phi} \langle h_j \rangle_{\theta,\phi}$ and $\mathbb{E}_{\rho \in \text{CS}} [\text{tr}(\rho h_j) \text{tr}(\rho h_k)] = \frac{1}{4\pi} \int d\Omega_{\theta,\phi} \langle h_j \rangle_{\theta,\phi} \langle h_k \rangle_{\theta,\phi}$ with $\langle h_j \rangle_{\theta,\phi} = \langle \theta, \phi | h_j | \theta, \phi \rangle$ and $\int d\Omega_{\theta,\phi} = \int_0^{2\pi} d\phi \int_0^\pi d\theta \sin \theta$. Using Eqs. (C.1), (C.2) and (C.3), we can obtain an analytical expression for the matrix \mathcal{Q} which, in the case of Ansatz set $\mathcal{A}_0 = \{S_z^2, S_z, S_y, S_x^2, S_x\}$, reads as (we show only the non-zero matrix elements)

$$\begin{aligned} \mathcal{Q}_{S_z^2, S_z^2} &= \mathcal{Q}_{S_x^2, S_x^2} = \frac{S(8S^3 - 4S^2 + 6S - 3)}{90}, \\ \mathcal{Q}_{S_z^2, S_x^2} &= -\frac{S(8S^3 - 4S^2 + 6S - 3)}{180}, \\ \mathcal{Q}_{S_x, S_x} &= \mathcal{Q}_{S_y, S_y} = \mathcal{Q}_{S_z, S_z} = \frac{S(2S + 1)}{6}, \end{aligned}$$

from which we estimate the RMT value of λ_1 , denoted with λ_{RMT} , as

$$\lambda_{\text{RMT}} = \sqrt{\varepsilon_1(\mathcal{Q})}, \quad (\text{C.4})$$

where $\varepsilon_1(\mathcal{Q})$ denotes the lowest eigenvalue of \mathcal{Q} . This yields the estimates used in the main text.

As a final remark we emphasize that, while here we are estimating λ_1 as $\lambda_{\text{RMT}} = \sqrt{\varepsilon_1(\mathbb{E}_{\text{ISE,CUE}} Q)}$, the correct prediction would be $\lambda_{\text{RMT}} = \mathbb{E}_{\text{ISE,CUE}} \sqrt{\varepsilon_1(Q)}$. However (i) it is difficult to make analytical progress in the second case and (ii) the two calculations agree very well for large Hilbert space dimension \mathcal{D} and large number N_{ini} of initial states used. Indeed, the variance of the $Q_{j,k}$ over the CUE, $\text{Var}_{\text{CUE}} Q_{j,k} \equiv N_{\text{con}}^{-1} \sum_i \text{Var}_{\text{CUE}} [M_{i,j} M_{i,k}]$, which can also be analytically calculated using the methods in [75], is suppressed in \mathcal{D} as $\mathcal{O}(\mathcal{D}^{-3})$. Furthermore, the variance of $Q_{j,k}$ over the ISE, estimated as $\text{Var}_{\text{ISE}} Q_{j,k} \equiv \text{Var}_{\rho \in \text{ISE}} q_{j,k}^{\text{CUE}}[\rho]$, results in random fluctuations of each realization of Q around the mean value \mathcal{Q} , which are suppressed as $N_{\text{ini}}^{-1/2}$. That is to say, each realization of Q for a given random unitary and a given set of N_{con} random initial states can be written as $Q = \mathcal{Q} + R_V$ where R_V is a random matrix whose elements can be approximated as

$$(R_V)_{j,k} \approx (R_V(\xi, \zeta))_{j,k} = \xi \sqrt{\frac{\text{Var}_{\text{ISE}} Q_{j,k}}{N_{\text{con}}}} + \zeta \sqrt{\text{Var}_{\text{CUE}} Q_{j,k}},$$

with $\xi, \zeta \sim \mathcal{N}(0, 1)$, if we treat the corrections coming from the statistical fluctuations over the CUE and ISE as independent and normal distributed random variables. Thus, R_V can be seen as a small perturbation to Q which, in general, has only perturbative effects on its eigenvalues. In principle, one could achieve a more accurate estimate of λ_1 by calculating $\lambda_{\text{RMT}} = \mathbb{E}_{\xi, \zeta \sim \mathcal{N}(0,1)} \sqrt{\varepsilon_1[\mathcal{Q} + R_V(\xi, \zeta)]}$, which can also be done efficiently.

- [1] Haake F, Gnutzmann S and Kuš M 2018 *Quantum Signatures of Chaos (Springer Series in Synergetics vol 54)* (Springer, Cham) ISBN 978-3-319-97579-5 URL <https://link.springer.com/book/10.1007/978-3-319-97580-1>
- [2] Sieberer L M, Olsacher T, Elben A, Heyl M, Hauke P, Haake F and Zoller P 2019 *npj Quantum Inf.* **5** 78 ISSN 2056-6387 URL <http://www.nature.com/articles/s41534-019-0192-5>
- [3] Lloyd S 1996 *Science* **273** 1073–1078 ISSN 0036-8075 URL <http://science.sciencemag.org/content/273/5278/1073>
- [4] Trotter H F 1959 *Proc. Am. Math. Soc.* **10** 545–545 ISSN 0002-9939 URL <http://www.ams.org/jourcgi/jour-getitem?pii=S0002-9939-1959-0108732-6>
- [5] Suzuki M 1976 *Prog. Theor. Phys.* **56** 1454–1469 ISSN 0033-068X URL <https://academic.oup.com/ptp/article-lookup/doi/10.1143/PTP.56.1454>
- [6] Knee G C and Munro W J 2015 *Phys. Rev. A* **91**(5) 052327 URL <https://link.aps.org/doi/10.1103/PhysRevA.91.052327>
- [7] Heyl M, Hauke P and Zoller P 2019 *Sci. Adv.* **5** eaau8342 ISSN 2375-2548 URL <http://advances.sciencemag.org/lookup/doi/10.1126/sciadv.aau8342>
- [8] Kargi C, Dehollain J P, Henriques F, Sieberer L M, Olsacher T, Hauke P, Heyl M, Zoller P and Langford N K 2021 *arXiv:2110.11113* URL <http://arxiv.org/abs/2110.11113>
- [9] D'Alessio L and Rigol M 2014 *Phys. Rev. X* **4**(4) 041048 URL <https://link.aps.org/doi/10.1103/PhysRevX.4.041048>
- [10] Regnault N and Nandkishore R 2016 *Phys. Rev. B* **93**(10) 104203 URL <https://link.aps.org/doi/10.1103/PhysRevB.93.104203>
- [11] Peng X, Du J and Suter D 2005 *Phys. Rev. A* **71** 012307 ISSN 1050-2947 URL <https://link.aps.org/doi/10.1103/PhysRevA.71.012307>

- [12] Lanyon B P, Hempel C, Nigg D, Müller M, Gerritsma R, Zähringer F, Schindler P, Barreiro J T, Rambach M, Kirchmair G, Hennrich M, Zoller P, Blatt R and Roos C F 2011 *Science* **334** 57–61 URL <https://www.science.org/doi/abs/10.1126/science.1208001>
- [13] Barreiro J T, Müller M, Schindler P, Nigg D, Monz T, Chwalla M, Hennrich M, Roos C F, Zoller P and Blatt R 2011 *Nature* **470** 486–491 ISSN 00280836 URL <http://www.nature.com/articles/nature09801>
- [14] Weimer H, Müller M, Büchler H P and Lesanovsky I 2011 *Quantum Information Processing* **10** 885 URL <https://doi.org/10.1007/s11128-011-0303-5>
- [15] Wecker D, Bauer B, Clark B K, Hastings M B and Troyer M 2014 *Phys. Rev. A* **90**(2) 022305 URL <https://link.aps.org/doi/10.1103/PhysRevA.90.022305>
- [16] Poulin D, Dave Wecker M B H, Wiebe N, Doherty A C and Troyer M 2014 URL <https://arxiv.org/abs/1406.4920>
- [17] Barends R, Lamata L, Kelly J, Garcia-Alvarez L, Fowler A G, Megrant A, Jeffrey E, White T C, Sank D, Mutus J Y, Campbell B, Chen Y, Chen Z, Chiaro B, Dunsworth A, Hoi I C, Neill C, O'Malley P J, Quintana C, Roushan P, Vainsencher A, Wenner J, Solano E and Martinis J M 2015 *Nat. Commun.* **6** 1–7 ISSN 20411723 URL <http://www.nature.com/articles/ncomms8654>
- [18] Salathé Y, Mondal M, Oppliger M, Heinsoo J, Kurpiers P, Potočnik A, Mezzacapo A, Las Heras U, Lamata L, Solano E, Filipp S and Wallraff A 2015 *Phys. Rev. X* **5** 1–12 ISSN 21603308 URL <https://link.aps.org/doi/10.1103/PhysRevX.5.021027>
- [19] Barends R, Shabani A, Lamata L, Kelly J, Mezzacapo A, Heras U L, Babbush R, Fowler A G, Campbell B, Chen Y, Chen Z, Chiaro B, Dunsworth A, Jeffrey E, Lucero E, Megrant A, Mutus J Y, Neeley M, Neill C, O'Malley P J, Quintana C, Roushan P, Sank D, Vainsencher A, Wenner J, White T C, Solano E, Neven H and Martinis J M 2016 *Nature* **534** 222–226 ISSN 14764687 URL <http://dx.doi.org/10.1038/nature17658>
- [20] Langford N K, Sagastizabal R, Kounalakis M, Dickel C, Bruno A, Luthi F, Thoen D J, Endo A and DiCarlo L 2016 *Nat. Commun.* **8** 1715 ISSN 2041-1723 URL <http://www.nature.com/articles/s41467-017-01061-x>
- [21] O'Malley P J, Babbush R, Kivlichan I D, Romero J, McClean J R, Barends R, Kelly J, Roushan P, Tranter A, Ding N, Campbell B, Chen Y, Chen Z, Chiaro B, Dunsworth A, Fowler A G, Jeffrey E, Lucero E, Megrant A, Mutus J Y, Neeley M, Neill C, Quintana C, Sank D, Vainsencher A, Wenner J, White T C, Coveney P V, Love P J, Neven H, Aspuru-Guzik A and Martinis J M 2016 *Phys. Rev. X* **6** 1–13 ISSN 21603308 URL <https://link.aps.org/doi/10.1103/PhysRevX.6.031007>
- [22] Martinez E A, Muschik C A, Schindler P, Nigg D, Erhard A, Heyl M, Hauke P, Dalmonte M, Monz T, Zoller P and Blatt R 2016 *Nature* **534** 516–519 URL <https://doi.org/10.1038/nature18318>
- [23] Seetharam K, Biswas D, Noel C, Risinger A, Zhu D, Katz O, Chattopadhyay S, Cetina M, Monroe C, Demler E and Sels D 2021 URL <https://arxiv.org/abs/2109.13298>
- [24] Pastori L, Olsacher T, Kokail C and Zoller P 2022 *arXiv:2203.15846* URL <https://arxiv.org/abs/2203.15846>
- [25] Garrison J R and Grover T 2018 *Phys. Rev. X* **8**(2) 021026 URL <https://link.aps.org/doi/10.1103/PhysRevX.8.021026>
- [26] Chertkov E and Clark B K 2018 *Phys. Rev. X* **8**(3) 031029 URL <https://link.aps.org/doi/10.1103/PhysRevX.8.031029>
- [27] Qi X L and Ranard D 2019 *Quantum* **3** 159 ISSN 2521-327X URL <https://doi.org/10.22331/q-2019-07-08-159>
- [28] Hou S Y, Cao N, Lu S, Shen Y, Poon Y T and Zeng B 2020 URL <https://arxiv.org/abs/1903.06569>
- [29] Bairey E, Arad I and Lindner N H 2019 *Phys. Rev. Lett.* **122**(2) 020504 URL <https://link.aps.org/doi/10.1103/PhysRevLett.122.020504>
- [30] Bairey E, Guo C, Poletti D, Lindner N H and Arad I 2020 *New Journal of Physics* **22** 032001 URL <https://doi.org/10.1088/1367-2630/ab73cd>
- [31] Li Z, Zou L and Hsieh T H 2020 *Phys. Rev. Lett.* **124**(16) 160502 URL <https://link.aps.org/doi/10.1103/PhysRevLett.124.160502>
- [32] Evans T J, Harper R and Flammia S T 2019 URL <https://arxiv.org/abs/1912.07636>
- [33] Zubida A, Yitzhaki E, Lindner N H and Bairey E 2021 URL <https://arxiv.org/abs/2108.08824>
- [34] Anshu A, Arunachalam S, Kuwahara T and Soleimanifar M 2021 *Nature Physics* **17** 931–935 URL <https://www.nature.com/articles/s41567-021-01232-0>
- [35] Eisert J, Hangleiter D, Walk N, Roth I, Markham D, Parekh R, Chabaud U and Kashefi E 2020 *Nature Reviews Physics* **2** 382–390 URL <https://www.nature.com/articles/>

- s42254-020-0186-4
- [36] Carrasco J, Elben A, Kokail C, Kraus B and Zoller P 2021 *PRX Quantum* **2**(1) 010102 URL <https://link.aps.org/doi/10.1103/PRXQuantum.2.010102>
- [37] Bienias P, Seif A and Hafezi M 2021 *arXiv:2104.04453* URL <https://arxiv.org/abs/2104.04453>
- [38] Mitchell G E, Richter A and Weidenmüller H A 2010 *Rev. Mod. Phys.* **82**(4) 2845–2901 URL <https://link.aps.org/doi/10.1103/RevModPhys.82.2845>
- [39] Guhr T, Müller-Groeling A and Weidenmüller H A 1998 *Physics Reports* **299** 189–425 URL <https://www.sciencedirect.com/science/article/pii/S0370157397000884?via%3Dihub>
- [40] Wiebe N, Berry D, Hoyer P and Sanders B C 2010 *J. Phys. A Math. Theor.* **43** ISSN 17518113 URL <http://stacks.iop.org/1751-8121/43/i=6/a=065203?key=crossref.683e2b14741b13185a0a8e98c29ea63d>
- [41] Chen Y A, Childs A M, Hafezi M, Jiang Z, Kim H and Xu Y 2022 *Phys. Rev. Research* **4**(1) 013191 URL <https://link.aps.org/doi/10.1103/PhysRevResearch.4.013191>
- [42] Suzuki M 1985 *Journal of Mathematical Physics* **26** 601–612 URL <https://doi.org/10.1063/1.526596>
- [43] Childs A M and Su Y 2019 *Phys. Rev. Lett.* **123**(5) 050503 URL <https://link.aps.org/doi/10.1103/PhysRevLett.123.050503>
- [44] Childs A M, Su Y, Tran M C, Wiebe N and Zhu S 2021 *Phys. Rev. X* **11**(1) 011020 URL <https://link.aps.org/doi/10.1103/PhysRevX.11.011020>
- [45] Monroe C, Campbell W C, Duan L M, Gong Z X, Gorshkov A V, Hess P W, Islam R, Kim K, Linke N M, Pagano G, Richerme P, Senko C and Yao N Y 2021 *Rev. Mod. Phys.* **93** 025001 ISSN 0034-6861 (*Preprint* 1912.07845) URL <https://doi.org/10.1103/RevModPhys.93.025001>
- [46] Casas F 2007 *J. Phys. A Math. Theor.* **40** 15001–15017 ISSN 1751-8113 URL <https://iopscience.iop.org/article/10.1088/1751-8113/40/50/006>
- [47] Moan P C and Niesen J 2008 *Found. Comput. Math.* **8** 291–301 ISSN 1615-3375 URL <http://link.springer.com/10.1007/s10208-007-9010-0>
- [48] Blanes S, Casas F, Oteo J and Ros J 2009 *Phys. Rep.* **470** 151–238 ISSN 03701573 URL <http://dx.doi.org/10.1016/j.physrep.2008.11.001https://linkinghub.elsevier.com/retrieve/pii/S0370157308004092>
- [49] Bukov M, Heyl M, Huse D A and Polkovnikov A 2016 *Phys. Rev. B* **93**(15) 155132 URL <https://link.aps.org/doi/10.1103/PhysRevB.93.155132>
- [50] Ullah N and Porter C E 1963 *Phys. Rev.* **132** 948–950 ISSN 0031-899X URL <https://link.aps.org/doi/10.1103/PhysRev.132.948>
- [51] D'Alessio L and Rigol M 2014 *Phys. Rev. X* **4** 1–12 ISSN 21603308 URL <https://link.aps.org/doi/10.1103/PhysRevX.4.041048>
- [52] Lazarides A, Das A and Moessner R 2014 *Phys. Rev. E - Stat. Nonlinear, Soft Matter Phys.* **90** 1–6 ISSN 15502376 URL <https://link.aps.org/doi/10.1103/PhysRevE.90.012110>
- [53] Luitz D J, Lev Y B and Lazarides A 2017 **029** 1–13 ISSN 2542-4653 URL <http://dx.doi.org/10.21468/SciPostPhys.3.4.029>
- [54] Abanin D A, De Roeck W and Huvneers F 2015 *Phys. Rev. Lett.* **115** 256803 ISSN 1079-7114 URL <http://journals.aps.org/prl/abstract/10.1103/PhysRevLett.115.256803>
- [55] Mori T, Kuwahara T and Saito K 2016 *Phys. Rev. Lett.* **116** 1–5 ISSN 10797114 URL <https://link.aps.org/doi/10.1103/PhysRevLett.116.120401>
- [56] Kuwahara T, Mori T and Saito K 2016 *Ann. Phys. (N. Y.)* **367** 96–124 ISSN 1096035X URL <http://dx.doi.org/10.1016/j.aop.2016.01.012>
- [57] Abanin D A, De Roeck W, Ho W W and Huvneers F 2017 *Phys. Rev. B* **95** 014112 ISSN 24699969 URL <https://link.aps.org/doi/10.1103/PhysRevB.95.014112>
- [58] Machado F, Kahanamoku-Meyer G D, Else D V, Nayak C and Yao N Y 2019 *Phys. Rev. Research* **1**(3) 033202 URL <https://link.aps.org/doi/10.1103/PhysRevResearch.1.033202>
- [59] Howell O, Weinberg P, Sels D, Polkovnikov A and Bukov M 2019 *Phys. Rev. Lett.* **122** 10602 ISSN 10797114 URL <https://doi.org/10.1103/PhysRevLett.122.010602>
- [60] Rakcheev A and Läuchli A M 2020 URL <http://arxiv.org/abs/2011.06017>
- [61] Oganesyan V and Huse D A 2007 *Phys. Rev. B* **75** 1–5 ISSN 10980121 URL <https://link.aps.org/doi/10.1103/PhysRevB.75.155111>
- [62] Atas Y Y, Bogomolny E, Giraud O and Roux G 2013 *Phys. Rev. Lett.* **110** 1–5 ISSN 00319007 URL <https://link.aps.org/doi/10.1103/PhysRevLett.110.084101>
- [63] Chaudhury S, Smith A, Anderson B E, Ghose S and Jessen P S 2009 *Nature* **461** 768–771 ISSN 00280836 URL <http://www.nature.com/doi/10.1038/nature08396>
- [64] Mourik V, Asaad S, Firdaus H, Pla J J, Holmes C, Milburn G J, McCallum J C and Morello A 2018

- Phys. Rev. E* **98**(4) 042206 URL <https://link.aps.org/doi/10.1103/PhysRevE.98.042206>
- [65] Krithika V R, Anjusha V S, Bhosale U T and Mahesh T S 2019 *Phys. Rev. E* **99**(3) 032219 URL <https://link.aps.org/doi/10.1103/PhysRevE.99.032219>
- [66] Neill C, Roushan P, Fang M, Chen Y, Kolodrubetz M, Chen Z, Megrant A, Barends R, Campbell B, Chiaro B, Dunsworth A, Jeffrey E, Kelly J, Mutus J, O'Malley P J, Quintana C, Sank D, Vainsencher A, Wenner J, White T C, Polkovnikov A and Martinis J M 2016 *Nat. Phys.* **12** 1037–1041 ISSN 17452481 URL <http://www.nature.com/articles/nphys3830>
- [67] Baier S, Petter D, Becher J H, Patscheider A, Natale G, Chomaz L, Mark M J and Ferlaino F 2018 *Phys. Rev. Lett.* **121**(9) 093602 URL <https://link.aps.org/doi/10.1103/PhysRevLett.121.093602>
- [68] Chalopin T, Bouazza C, Evrard A, Makhlov V, Dreon D, Dalibard J, Sidorenkov L A and Nascimbene S 2018 *Nat. Commun.* **9** 4955 ISSN 2041-1723 URL <http://www.nature.com/articles/s41467-018-07433-1>
- [69] Britton J W, Sawyer B C, Keith A C, Wang C C J, Freericks J K, Uys H, Biercuk M J and Bollinger J J 2012 *Nature* **484** 489–92 ISSN 1476-4687 URL <http://dx.doi.org/10.1038/nature10981>
- [70] Gärttner M, Bohnet J G, Safavi-Naini A, Wall M L, Bollinger J J and Rey A M 2017 *Nat. Phys.* **13** 781–786 ISSN 1745-2473 URL <http://www.nature.com/doi/10.1038/nphys4119>
- [71] Joshi L K, Elben A, Vikram A, Vermersch B, Galitski V and Zoller P 2021 URL <https://arxiv.org/abs/2106.15530>
- [72] Elben A, Vermersch B, Dalmonte M, Cirac J I and Zoller P 2018 *Phys. Rev. Lett.* **120** 050406 ISSN 0031-9007 URL <https://link.aps.org/doi/10.1103/PhysRevLett.120.050406>
- [73] Vermersch B, Elben A, Dalmonte M, Cirac J I and Zoller P 2018 *Phys. Rev. A* **97** 1–10 ISSN 24699934 URL <https://link.aps.org/doi/10.1103/PhysRevA.97.023604>
- [74] Vermersch B, Elben A, Sieberer L M, Yao N Y and Zoller P 2019 *Phys. Rev. X* **9** 021061 ISSN 2160-3308 URL <https://link.aps.org/doi/10.1103/PhysRevX.9.021061>
- [75] Brouwer P W and Beenakker C W J 1996 *Journal of Mathematical Physics* **37** 4904–4934 URL <https://doi.org/10.1063/1.531667>
- [76] Ambler E, Eisenstein J C and Schooley J F 1962 *Journal of Mathematical Physics* **3** 118–130 URL <https://doi.org/10.1063/1.1703771>