

Competing orders in the honeycomb lattice t - J model

Zheng-Tao Xu,¹ Zheng-Cheng Gu,^{2,*} and Shuo Yang^{1,3,4,†}

¹State Key Laboratory of Low-Dimensional Quantum and Department of Physics, Tsinghua University, Beijing 10084, China

²Department of Physics, The Chinese University of Hong Kong, Shatin, New Territories, Hong Kong, China

³Frontier Science Center for Quantum Information, Beijing 100084, China

⁴Hefei National Laboratory, Hefei 230088, China

We study the honeycomb lattice t - J model using the fermionic tensor network approach. By examining the ansatz with various unit cells, we discover several different stripe states with different periods that compete strongly with uniform states. At very small doping $\delta < 0.05$, we find almost degenerate uniform d -wave superconducting ground states coexisting with antiferromagnetic order. While at larger doping $\delta > 0.05$, the ground state is an approximately half-filled stripe ordered state, and the stripe period decreases with increasing hole doping δ . Furthermore, the stripe states with the lowest variational energy always display $d_{x^2-y^2}$ -wave pairing symmetry.

Introduction — The t - J model, which can be derived from the strong-coupling limit of the Hubbard model, is one of the simplest and most important models for strongly correlated systems. The Hamiltonian of the t - J model reads

$$H = -t \sum_{\langle ij \rangle, \sigma} (\tilde{c}_{i,\sigma}^\dagger \tilde{c}_{j,\sigma} + h.c.) + J \sum_{\langle ij \rangle} \left(\vec{S}_i \cdot \vec{S}_j - \frac{1}{4} \hat{n}_i \hat{n}_j \right),$$

where $\tilde{c}_{i,\sigma} = \hat{c}_{i\sigma}(1 - \hat{n}_{i\bar{\sigma}})$ is the electron operator defined in the no-double-occupancy subspace. In the past three decades, it has been suggested that such a simple model on a square lattice could capture the fundamental properties of high- T_c cuprates. Many cutting-edge numerical methods [1–9] have produced fascinating results on the competing order nature in the t - J and Hubbard models on the square lattice. For example, the ground state is a period 8 stripe state without d -wave superconducting at $\delta = 1/8$ [1], whereas is a period 4 stripe state with d -wave superconducting by adding next-nearest neighbor hoppings around $t' = -0.25t$ [7, 8].

Recently, the Hubbard model on a honeycomb lattice has also been studied intensively since the discovery of superconductivity in twisted bilayer graphene. In contrast to the square lattice case, the Hubbard model on the honeycomb lattice has a metal-insulator transition (MIT) with a critical U_c around 3.8 [10, 11]. In the weak-coupling limit, most previous results suggest that uniform $d + id$ -wave superconductivity may occur in doped graphene systems using various approaches, such as quantum Monte Carlo (QMC) [12–17], renormalization group (RG) [17–19], dynamical cluster approximation (DCA) [20], and renormalized mean-field theory [15]. In the strong-coupling limit, $d + id$ superconductivity is also discovered in the t - J model using the Grassmann tensor product state (GTPS) method [21]. Other possible competing orders including s -wave, even f -wave pairing symmetries [18, 20, 22] as well as $p + ip$ -wave pairing symmetry [22–24] have also been discovered in doped

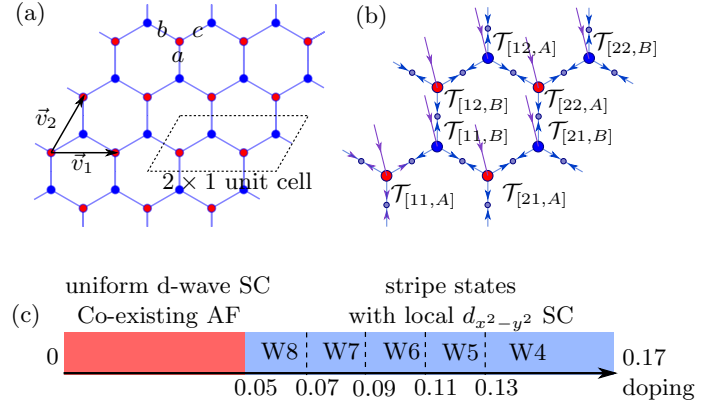


FIG. 1. (a) The honeycomb lattice in the thermodynamic limit. The blue (red) dot represents the A (B) site of the two sub-lattices. The dashed square indicates the $L_1 \times L_2 = 2 \times 1$ unit cell, and the primitive vectors are represented by the two arrows \vec{v}_1 and \vec{v}_2 . The lattice has three different directions: a , b , and c . (b) The fermionic tensor network state in the \mathbb{Z}_2 -graded formalism. The small dots represent the Schmidt weights Λ on the bonds between neighboring sites. (c) Phase diagram for $t/J = 3.0$ and the $L_1 \times 1$ cell as a function of hole doping δ from 0.0 to 0.17. Here Wl_x means the period of the stripe state is l_x .

graphene systems or the infinite- U Hubbard model using GTPS [24]. Very recently, stripe order has been found in the Hubbard model at $1/16$ and $1/12$ dopings with $U = 8$ using DMRG and the auxiliary-field quantum Monte Carlo (AFQMC) method [25, 26].

In this Letter, we use fermionic tensor network states to investigate the global phase diagram and competing orders in the honeycomb t - J model with $t/J = 3.0$ in the thermodynamic limit. Due to nearly degenerated ground states, we obtain various states with different superconducting pairing symmetries on the bipartite unit cell and the $L_1 \times 1$ ($2 \leq L_1 \leq 8$) supercells at hole doping $\delta < 0.2$. While previous research [21] suggests a $d + id$ -wave superconducting ground state breaking time-reversal symmetry, we find two more uniform superconducting states on the bipartite unit cell with d_{xy} -wave and $d_{x^2-y^2}$ -wave pairing symmetry. Interestingly, all three uniform su-

* zcgu@phy.cuhk.edu.hk

† shuoyang@tsinghua.edu.cn

perconducting states with different pairing symmetries are almost degenerate at low doping $\delta < 0.05$. We further discover non-uniform states with stripe orders on $L_1 \times 1$ ($L_1 \neq 1$) supercells that locally show d_{xy} or $d_{x^2-y^2}$ -wave pairing symmetry. At larger doping $\delta > 0.05$, these stripe states always have lower energy than the uniform states. Compared with d_{xy} -wave stripe states, $d_{x^2-y^2}$ -wave stripe states are favored at $\delta < 0.17$. The stripe period decreases with increasing δ , which is very similar to previous studies on the square lattice [1–6]. Remarkably, the lowest energy stripe states are nearly half-filled with $\rho_l \equiv \delta \times L_x \sim 0.55$.

Methods — The ground state wave function is obtained via the simple update (SU) scheme based on the imaginary time evolution technique [27]. We choose a modest $\Delta\tau$ that decreases gradually to ensure convergence and efficiency. The change in the average Schmidt weight at the end of SU is less than 10^{-9} . After that, the 2D tensor network is contracted using the variational uniform matrix product state (VUMPS) method [28–30]. The relative errors for physical quantities such as ground-state energy, magnetization, and superconductivity are in the order of 10^{-4} for an appropriate environment bond dimension χ . We examine both uniform states with a bipartite unit cell and non-uniform states with $L_1 \times 1$ ($L_1 \neq 1$) supercells.

Uniform States — We first investigate the uniform ansatz with only two different tensors in each unit cell. A chemical potential term is introduced to control hole doping δ . In the thermodynamic limit, the charge $U(1)$ symmetry would be broken spontaneously, such that the superconducting (SC) order can be detected directly in the spin-singlet channel in real space, e.g., $\hat{\Delta}_{ij}^s = \frac{1}{\sqrt{2}}(\hat{c}_{i\uparrow}\hat{c}_{j\downarrow} - \hat{c}_{i\downarrow}\hat{c}_{j\uparrow})$. The $d + id$ -wave state with $\vec{\Delta}^s \sim (\Delta_a^s = 1, \Delta_b^s = e^{i\frac{2}{3}\pi}, \Delta_c^s = e^{i\frac{4}{3}\pi})$ has been previously discovered in Ref. [21]. Interestingly, we find two more states with E_{2g} symmetry: the d_{xy} -wave state with $\vec{\Delta}^s \sim (1, -1, 0)$ and the $d_{x^2-y^2}$ -wave state with $\vec{\Delta}^s \sim (1, 1, \approx -2)$ in Fig. 2(a). In the following, we will discuss the variational energy, magnetism, and superconductivity for these uniform states.

Fig. 2(b) shows the energy comparison for three competing uniform states as a function of hole doping δ . Here we plot the energy per hole $E_{\text{hole}}(\delta) = [E_0(\delta) - E_0(0)]/\delta$, where $E_0(0) = -0.91955$ at $\delta = 0$ is from a QMC calculation for the Heisenberg model on the honeycomb lattice [31]. We display energies for these states with various bond dimensions $D = 12, 14, 16$. In Appendix B, we further plot the $1/\chi$ dependence of ground state energy, which indicates that the relative error is smaller than the symbol size in Fig. 2(b). At small hole doping $\delta < 0.05$, the energies for three uniform states are incredibly close to each other, implying that the $d + id$ -wave state may be a complex combination of the d_{xy} and $d_{x^2-y^2}$ -wave state. When hole doping is increased with $\delta > 0.06$, the energy of the d_{xy} -wave state is slightly lower than that of the $d + id$ -wave state for each D . However, such a

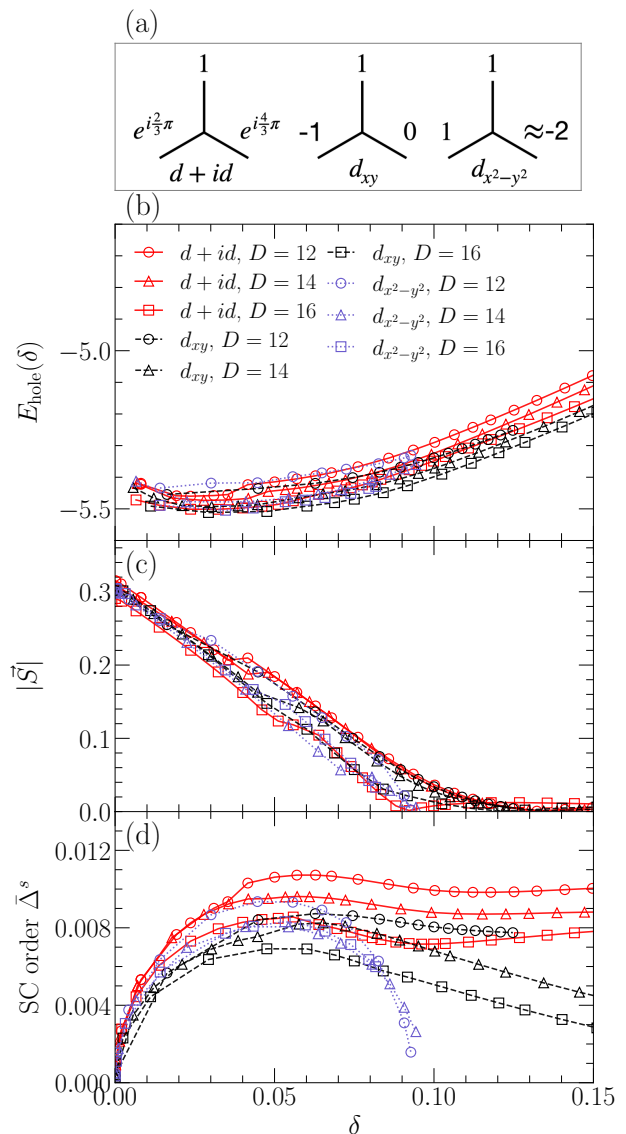


FIG. 2. (a) Three uniform states with distinct d -wave pairing symmetries. (b-d) Physical quantities for uniform states as a function of doping δ with $J/t = 3.0$ and different bond dimensions $D = 12, 14, 16$. (b) The energy per hole $E_{\text{hole}}(\delta) = [E_0(\delta) - E_0(0)]/\delta$. (c) The staggered magnetization $|\vec{S}|$. (d) The average spin-singlet pairing SC order of three nearest-neighbor bonds $\bar{\Delta}^s = \frac{1}{3}(|\Delta_a^s| + |\Delta_b^s| + |\Delta_c^s|)$.

slight difference might be due to the explicit C_3 symmetry breaking of the VUMPS algorithm. For comparison, we also apply the Grassmann tensor renormalization group (GTRG) approach [32] to contract the two-dimensional tensor-network state (see Appendix B for details) and find approximate degenerate energies for all three uniform states.

Fig. 2(c) depicts staggered magnetization $|\vec{S}|$ as a function of hole doping δ . The staggered magnetizations for three uniform states are found to be highly comparable and have a similar trend. The antiferromagnetic (AFM)

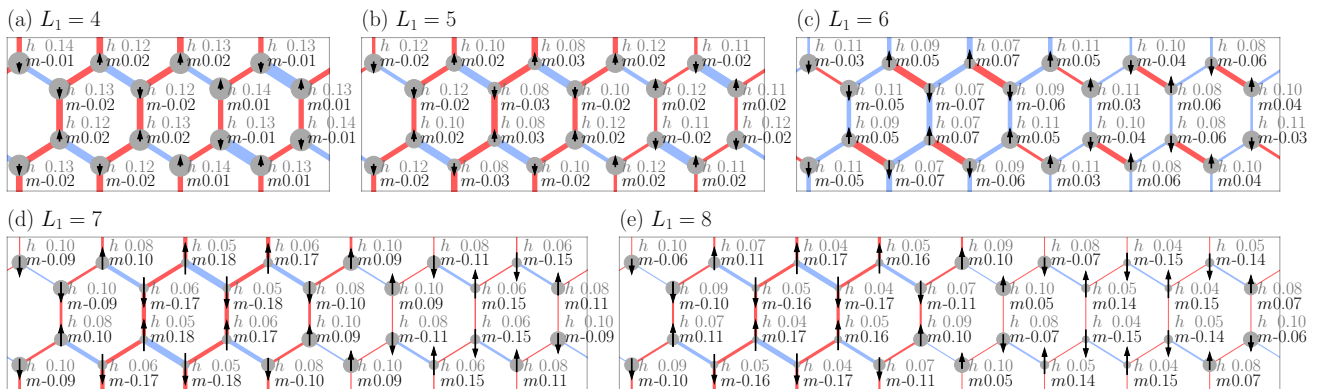


FIG. 3. Patterns of $d_{x^2-y^2}$ -wave stripe states with different widths and $D = 14$. (a) W4 state at $\delta = 0.13$. (b) W5 state at $\delta = 0.11$. (c) W6 state at $\delta = 0.095$. (d) W7 state at $\delta = 0.075$. (e) W8 state at $\delta = 0.065$. The diameter of each disk scales with local hole doping, with the value labeled by “ h ”, and the length of each arrow scales with local magnetization, with the value labeled by “ m ”. The bond between two sites represents the local spin-singlet pairing SC order with a positive (red/dark grey) or negative (blue/light grey) sign, and the width scales with pairing amplitude. SC orders along the a/c direction and the b direction have opposite signs for $d_{x^2-y^2}$ -wave stripe states. The favored stripe states display a π -phase shift in the AFM order.

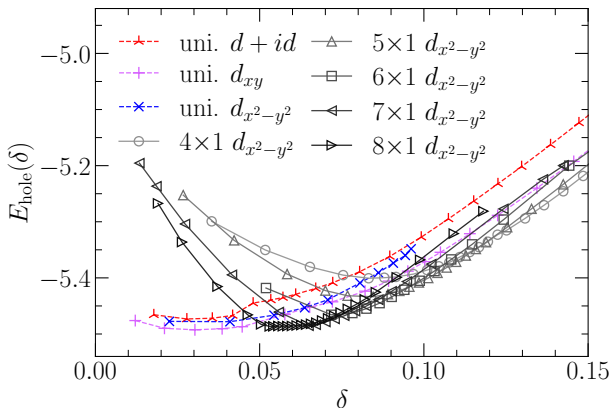


FIG. 4. Energies per hole of $d_{x^2-y^2}$ -wave stripe states and uniform states for $t/J = 3.0$ and $D = 14$. There is a transition from uniform states to stripe states at $\delta_c \approx 0.05$.

order decreases (approximately) linearly with increasing hole doping and vanishes at $\delta \gtrsim 0.1$. This is consistent with previous studies for the honeycomb lattice t - J model [21].

The average SC order parameter $\bar{\Delta}^s = (|\Delta_a^s| + |\Delta_b^s| + |\Delta_c^s|)/3$ is shown in Fig. 2(d) for three uniform states, where a , b , and c indicate three directions. The SC order of the $d_{x^2-y^2}$ -wave state falls rapidly at $\delta \approx 0.1$ for each D . The SC order of the d_{xy} -wave state exists when $\delta > 0.15$ for each D , but it decreases rapidly as D increases. Unlike the other two uniform states, the SC order of the $d + id$ -wave can exist at large hole doping, even at $\delta > 0.15$, which is consistent with previous findings. We also find that the SC order coexists with the AFM order for all uniform states at hole doping $\delta < 0.09$.

The $d_{x^2-y^2}$ -wave Stripe States — We discover stripe states with different periods by investigating non-uniform

ansatz with $L_1 \times 1$ ($L_1 \geq 2$) supercells. The size of a unit cell determines the stripe period, and we call the W5 stripe state if the unit cell is a 5×1 honeycomb lattice. Two kinds of stripe states with d_{xy} or $d_{x^2-y^2}$ -wave pairing symmetry have lower energy than the uniform states at larger hole doping. Moreover, the stripe states with $d_{x^2-y^2}$ -wave pairing symmetry have lower energy than the d_{xy} -wave stripe states. Therefore, we focus on $d_{x^2-y^2}$ -wave stripe states in the main text and discuss more details for d_{xy} -wave stripe states in Appendix C. As shown in Fig. 3, we plot patterns of $d_{x^2-y^2}$ -wave stripe states with various stripe periods. Here the $d_{x^2-y^2}$ -wave pairing symmetry is characterized by positive SC orders along the a and c directions and negative SC orders along the b direction, or vice versa.

In Fig. 4, we compare energies per hole between uniform and stripe states as a function of hole doping δ . At $\delta_c \approx 0.05$, there is a phase transition from uniform d -wave states to stripe states. When $\delta > 0.05$, stripe states with periods ranging from 4 to 8 strongly compete, and the preferred stripe period gradually decreases as hole doping δ increases. The shift of stripe period as a function of δ has also been found in the ground-state phase diagram of the square Hubbard model with $U/t = 10.0$ [4, 5], and there is a similar shift of stripe period as a function of t'/t in the square t - t' - U model [8]. In addition, the $D = 10$ and $D = 12$ ansatz exhibit a similar trend at phase transitions among uniform states and stripe states with different stripe periods. Therefore, we believe $D = 14$ is large enough to determine the global phase diagram.

The staggered spin density and hole density for these stripe states with $L_1 = 5, 6, 7$, and 8 are depicted in Fig. 5. For each L_1 , the top figure shows the local hole doping $\delta_{r,\alpha} = 1 - \langle \hat{n}_{r,\alpha,\uparrow} \rangle - \langle \hat{n}_{r,\alpha,\downarrow} \rangle$, while the bottom figure shows the local staggered magnetization

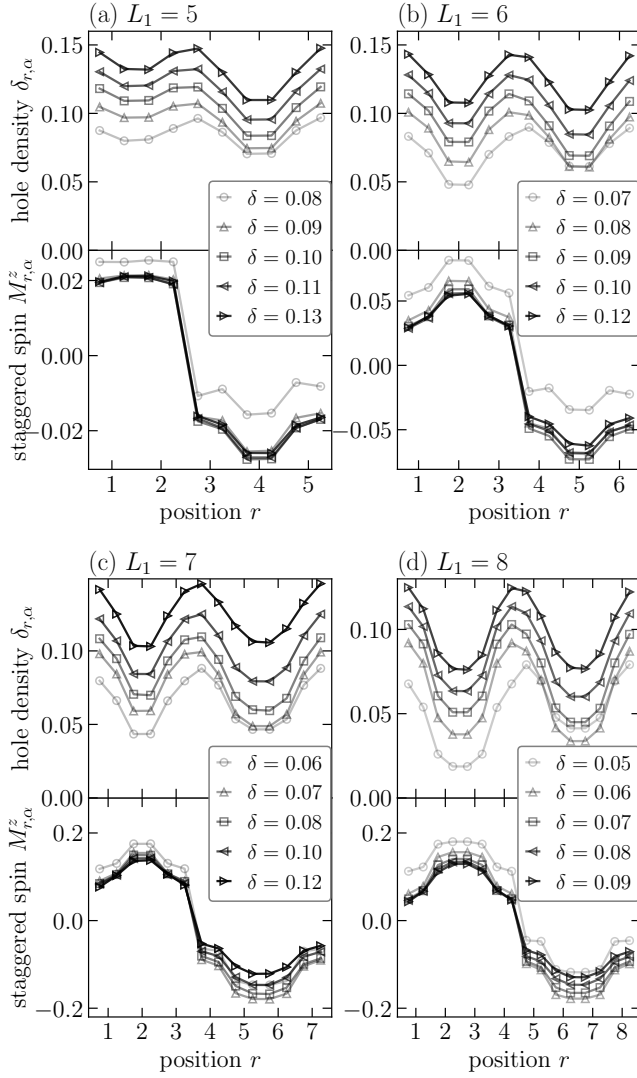


FIG. 5. Results for $d_{x^2-y^2}$ -wave stripe states with $D = 14$, $L_1 = 5, 6, 7, 8$, and different hole doping δ . The top (bottom) figure for each L_1 depicts the local hole density $\delta_{r,\alpha}$ (staggered magnetic moment $M_{r,\alpha}^z$) as a function of sub-lattice position along the \vec{v}_1 direction.

$M_{r,\alpha}^z = (-1)^\alpha \langle S_{r,\alpha}^z \rangle$. Here, r denotes the position of the unit cell in the \vec{v}_1 direction, and $\alpha = 0$ or 1 denotes the A or B sub-lattice. The staggered magnetization undergoes a π -phase shift along the \vec{v}_1 direction when $L_1 \geq 4$. The period of spin density wave (SDW) is approximately twice as large as the period of charge density wave (CDW), similar to the results in the square [1, 4, 5] and honeycomb Hubbard models [25, 26]. Furthermore, we notice that at small hole doping close to half filling $\rho_l \lesssim 0.4$, these stripe states exhibit AFM order without a π -phase shift of the staggered magnetization but have higher energy than uniform states.

Finally, we study the spin-singlet pairing SC order of the favored stripe states with π -phase shift. Fig. 6 shows the average SC order $\bar{\Delta}^s = \sum_{i,j} (|\Delta_{ija}^s| + |\Delta_{ijb}^s| +$

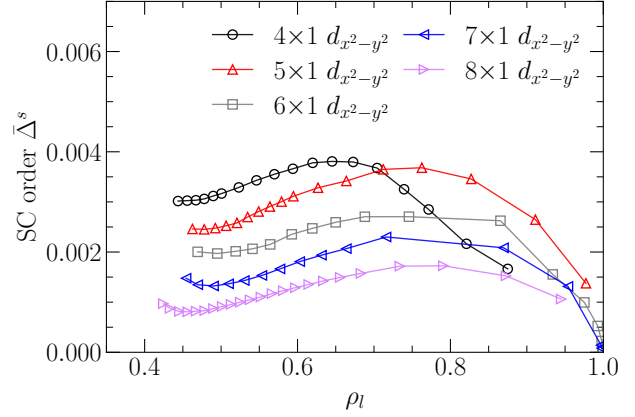


FIG. 6. The average pairing amplitudes of $d_{x^2-y^2}$ -wave stripe states are plotted against hole density per unit length $\rho_l = \delta \times L_1$ with $D = 14$.

$|\Delta_{ijc}^s|)/(3L_1L_2)$ as a function of hole density per unit cell $\rho_l = \delta \times L_1$, where $\Delta_{ij\alpha}$ indicates the SC order along the α direction ($\alpha = a, b, c$) on the bond $[ij]$. Local maximums of SC orders are around $\rho_l \approx 0.75$ for stripe states with different stripe periods, similar to the result in the square t - J model [2]. In addition, the pairing amplitude decreases as the stripe period increases, indicating the competition between the stripe order and the SC order. However, the pairing amplitude of stripe states on the honeycomb lattice is weak ($\sim 10^{-3}$), whereas the pairing amplitude of the W5 stripe state in the square t - J model reaches 10^{-2} at $\delta > 0.05$ using infinite projected entangled pair states (iPEPS) [3].

Summary and Conclusion — We have investigated the ground-state properties of the t - J model on the honeycomb lattice with $t/J = 3.0$ using the fermionic tensor network approach. We observe three nearly degenerate uniform states with different pairing symmetries ($d + id$ -wave, d_{xy} -wave, and $d_{x^2-y^2}$ -wave), and stripe states with lower energy than uniform states at $\delta > 0.05$. For these stripe states, the stripe period decreases with increasing hole doping, and the period of charge density wave is half of the spin density wave. Furthermore, the superconductivity of stripe states is described as a local $d_{x^2-y^2}$ pairing symmetry. For various stripe states, the SC order reaches a maximum at $\rho_l \approx 0.75$, but the SC order is weakened as the stripe period increases. Compared to the amplitude of uniform states, the SC order is also suppressed by the stripe order.

Similar to the results in the square Hubbard model [1–5], the competing order nature between uniform superconductivity and non-uniform half-filled stripe states might play a significant role in the emergence of superconductivity in the strong coupling region. It would be of great importance to understand what kind of uniform states could be stabilized at low doping on the square lattice, and previous studies suggest a uniform d -wave state.

Experimentally, long-range antiferromagnetic order has been found in many real materials with a honeycomb structure, such as $A_2\text{IrO}_3$ ($A = \text{Na}, \text{Li}$) [33–35], $\alpha\text{-RuCl}_3$ [36], and $\text{InCu}_{2/3}\text{V}_{1/3}\text{O}_3$ [37]. In addition, superconducting states have been observed in SrPtAs with $T_c \sim 2.4\text{K}$ [38] and FePSe_3 , an iron-based material with a honeycomb lattice initiated by pressure-driven spin-crossover with a starting $T_c \sim 2.5\text{K}$ at 9.0 GPa and maximum $T_c \sim 5.5\text{K}$ around 30 GPa [39]. The discovery of similarities between the honeycomb and the square t - J model could pave the way for further research on superconductivity in honeycomb materials, which could help elucidate the underlying mechanism of high- T_c cuprates.

ACKNOWLEDGEMENT

We thank Mingpu Qin for providing some data in Ref. [26] for comparison. ZTX and SY are supported by the National Natural Science Foundation of China (NSFC) (Grant No. 12174214, No. 11804181, and No. 92065205), the National Key R&D Program of China (Grant No. 2018YFA0306504), and the Innovation Program for Quantum Science and Technology (Project 2-9-4). ZCG is supported by funding from Hong Kong's Research Grants Council (NSFC/RGC Joint Research Scheme No. N-CUHK427/18, GRF No. 14302021) and Direct Grant No. 4053462 from The Chinese University of Hong Kong.

Appendix A: Fermionic tensor network and \mathbb{Z}_2 -graded structure

The study of fermionic tensor networks has become increasingly popular during the last decade. Several approaches have been proposed, such as GTPS [40, 41], the fermionic tensor network with \mathbb{Z}_2 -graded vector space [42, 43], and the fermionic swap gate for the bosonic tensor network [44–47]. These fermionic tensor network approaches are essentially equivalent, and we use the fermionic tensor network with \mathbb{Z}_2 -graded vector space in this work.

To describe the fermionic parity symmetry \mathbb{Z}_2^f , we introduce the supervector space V with a \mathbb{Z}_2 -graded structure

$$V = V^0 \oplus V^1, \quad (\text{A1})$$

where $|i\rangle \in V^0$ (V^1) is a vector with the even (odd) parity denoted by $|i\rangle = 0(1)$. The parity of $\{|i_n\rangle\}$ in a rank- N tensor consisting of $V_1 \otimes_{\mathfrak{g}} V_2 \otimes_{\mathfrak{g}} \cdots \otimes_{\mathfrak{g}} V_N$ is determined by $(|i_1| + |i_2| + \cdots + |i_N|) \bmod 2$.

To establish the relation between the fermionic parity symmetry and the \mathbb{Z}_2 -graded vector space, we introduce two rules that supervector spaces need to follow. The

first one is the tensor product isomorphism \mathcal{F} :

$$\begin{aligned} \mathcal{F}: \quad V_1 \otimes_{\mathfrak{g}} V_2 &\rightarrow V_2 \otimes_{\mathfrak{g}} V_1: \\ |i_1\rangle \otimes_{\mathfrak{g}} |i_2\rangle &\rightarrow (-1)^{|i_1||i_2|} |i_2\rangle \otimes_{\mathfrak{g}} |i_1\rangle, \end{aligned} \quad (\text{A2})$$

where even (odd) parity vectors can be viewed as carrying even (odd) fermionic numbers. The second one is the tensor contraction \mathcal{C} , which maps a tensor in $V^* \otimes_{\mathfrak{g}} V$ to \mathbb{C} :

$$\mathcal{C}: \quad V^* \otimes_{\mathfrak{g}} V \rightarrow \mathbb{C}: (i' | \otimes_{\mathfrak{g}} |i\rangle = \delta_{i',i}. \quad (\text{A3})$$

In general, all \mathbb{Z}_2 -graded tensors are set to satisfy the parity conservation constraint $(|i_1| + |i_2| + \cdots + |i_N|) \bmod 2 = 0$. For instance, the rank-2 tensor (matrix) has the block form

$$\begin{aligned} V_1 \otimes_{\mathfrak{g}} V_2 &= \begin{pmatrix} V_1^0 \otimes_{\mathfrak{g}} V_2^0 & V_1^0 \otimes_{\mathfrak{g}} V_2^1 \\ V_1^1 \otimes_{\mathfrak{g}} V_2^0 & V_1^1 \otimes_{\mathfrak{g}} V_2^1 \end{pmatrix} \\ &= (V_1^0 \otimes_{\mathfrak{g}} V_2^0) \oplus (V_1^1 \otimes_{\mathfrak{g}} V_2^1). \end{aligned} \quad (\text{A4})$$

One of the most challenging tasks for applying fermionic tensor networks in practice is to perform matrix decompositions. Taking the \mathbb{Z}_2^f -symmetric tensor $\mathcal{T}_{i_1 \dots i_N}$ with even parity as an example, we calculate the SVD decomposition $\mathcal{T} = \mathcal{U}\mathcal{S}\mathcal{V}$ in the following steps. First, we permute indices and separate them into two groups $I = i_1 \cdots i_n$ and $J = i_{n+1} \cdots i_N$. We reshape each group to form a large index, i.e. converting the tensor $\mathcal{T}_{i_1 \dots i_N}$ into a matrix \mathcal{T}_{IJ} . The parities $|I|$ and $|J|$ can be rewritten as $|I| = (|i_1| + \cdots + |i_n|) \bmod 2$ and $|J| = (|i_{n+1}| + \cdots + |i_N|) \bmod 2$. The matrix contains two blocks $\mathcal{T}_{IJ} = \mathcal{T}^e \oplus \mathcal{T}^o$, where $|I| = |J| = 0(1)$ denotes the even (odd) block \mathcal{T}^e (\mathcal{T}^o). Next, we make a SVD decomposition respectively for each block,

$$\begin{aligned} \mathcal{T}_{I_e J_e}^e &= \mathcal{U}_{I_e K_e}^e \mathcal{S}_{K_e K_e}^e \mathcal{V}_{K_e J_e}^e, \\ \mathcal{T}_{I_o J_o}^o &= \mathcal{U}_{I_o K_o}^o \mathcal{S}_{K_o K_o}^o \mathcal{V}_{K_o J_o}^o. \end{aligned} \quad (\text{A5})$$

We obtain $\mathcal{U}_{IK} = \mathcal{U}^e \oplus \mathcal{U}^o$, $\mathcal{S}_{KK} = \mathcal{S}^e \oplus \mathcal{S}^o$, and $\mathcal{V}_{KJ} = \mathcal{V}^e \oplus \mathcal{V}^o$. Finally, we reshape the matrices \mathcal{U}_{IK} , \mathcal{S}_{KK} , and \mathcal{V}_{KJ} back to the tensor form $\mathcal{U}_{i_1 \dots i_n, k}$, \mathcal{S}_{kk} , and $\mathcal{V}_{k, i_{n+1} \dots i_N}$, and they satisfy $\mathcal{T}_{i_1 \dots i_N} = \mathcal{U}_{i_1 \dots i_n, k} \mathcal{S}_{kk} \mathcal{V}_{k, i_{n+1} \dots i_N}$. Other matrix decompositions, such as QR decomposition and polar decomposition, are similar to the process of SVD decomposition.

In the thermodynamic limit, the tensor-network state on a honeycomb lattice is composed of regularly repeated supercells. As shown in Fig. 1, each supercell contains $L_1 \times L_2 \times 2$ distinct rank-4 tensors $\mathcal{T}_{[x,y,A]}$ and $\mathcal{T}_{[x,y,B]}$. Under the fermionic tensor network formalism, we express the tensor-network state as

$$|\Psi\rangle = \mathcal{C}_\nu \left(\prod_r \mathcal{T}_{[r,A]; a_1 b_1 c_1}^{m_1} \mathcal{T}_{[r,B]; a_2 b_2 c_2}^{m_2} \Lambda_{[r]}^{a_1 a_2} \Lambda_{[r]}^{b_1 b_2} \Lambda_{[r]}^{c_1 c_2} \right), \quad (\text{A6})$$

where $r = (x, y)$, and each fermionic tensor is expressed

in supervector space as

$$\begin{aligned}\mathcal{T}_{[r,A];a_1b_1c_1}^{m_1} &= T_{[r,A];a_1b_1c_1}^{m_1} |m_1\rangle \langle a_1| \langle b_1| \langle c_1| \\ &\in \mathcal{H}_{[r,A]} \otimes_{\mathfrak{g}} V_{[r,A];a_1}^* \otimes_{\mathfrak{g}} V_{[r,A];b_1}^* \otimes_{\mathfrak{g}} V_{[r,A];c_1}^*, \\ \mathcal{T}_{[r,B];a_2b_2c_2}^{m_2} &= T_{[r,B];a_2b_2c_2}^{m_2} |m_2\rangle \langle a_2| \langle b_2| \langle c_2| \\ &\in \mathcal{H}_{[r,B]} \otimes_{\mathfrak{g}} V_{[r,B];a_2}^* \otimes_{\mathfrak{g}} V_{[r,B];b_2}^* \otimes_{\mathfrak{g}} V_{[r,B];c_2}^*,\end{aligned}\quad (\text{A7})$$

$$\begin{aligned}\Lambda_{[r]}^{a_1a_2} &= \lambda_{a_1a_2} |a_1\rangle \langle a_2| \in V_{[x,y,A];a_1} \otimes_{\mathfrak{g}} V_{[x,y-1,B];a_2}, \\ \Lambda_{[r]}^{b_1b_2} &= \lambda_{b_1b_2} |b_1\rangle \langle b_2| \in V_{[x,y,A];b_1} \otimes_{\mathfrak{g}} V_{[x-1,y,B];b_2}, \\ \Lambda_{[r]}^{c_1c_2} &= \lambda_{c_1c_2} |c_1\rangle \langle c_2| \in V_{[x,y,A];c_1} \otimes_{\mathfrak{g}} V_{[x,y,B];c_2}.\end{aligned}\quad (\text{A8})$$

Here, the supervector spaces $\mathcal{H}_{[r,A]}$ and $\mathcal{H}_{[r,B]}$ indicate physical spaces. The supervector space $V_{[r,A(B)];\alpha=\{a,b,c\}}$ represents the virtual index on the tensor $\Lambda_{[r]}$, while the corresponding supervector space $V_{[r,A(B)];\alpha}^*$ represents the virtual index on the tensor $\mathcal{T}_{[r,A(B)]}$. The contraction map \mathcal{C} yields $\langle \alpha' | \alpha \rangle = \delta_{\alpha\alpha'}$, where $|\alpha\rangle \in V_{[r,A(B)];\alpha}$ and $\langle \alpha' | \in V_{[r,A(B)];\alpha}^*$. The elements $T_{[r,A];a_1b_1c_1}^{m_1}$ and $\lambda_{a_1a_2}$ are coefficients of fermionic tensors. The rank-2 tensor $\Lambda_{[r]}$ denotes the Schmidt weight between two sub-lattice sites. $\mathcal{T}_{[r,A];a_1b_1c_1}^{m_1}$ and $\mathcal{T}_{[r,B];a_2b_2c_2}^{m_2}$ are rank-4 tensors with three virtual indices and one physical index $|m\rangle$, which has three possible states: one hole state $|0\rangle$ with even parity and two electronic states $|\uparrow\rangle$ and $|\downarrow\rangle$ with odd parity. All tensors satisfy the even parity conservation condition, e.g., $(|m_1(2)| + |a_1(2)| + |b_1(2)| + |c_1(2)|) \bmod 2 = 0$ for $\mathcal{T}_{[r,A];a_1b_1c_1}^{m_1}$ and $\mathcal{T}_{[r,B];a_2b_2c_2}^{m_2}$.

Appendix B: More Results and Details on Competing Orders

To demonstrate the existence of the SC order for $d_{x^2-y^2}$ -wave stripe states, we show the SC order as D increases in Fig. 7. We observe that the SC order with $D = 12$ is rather close to the SC order with $D = 14$ for each class of states with different stripe periods, and results with the larger $D = 16$ also indicate the existence of the SC order for $d_{x^2-y^2}$ -wave stripe states. Furthermore, unlike states with a π -phase shift of the staggered magnetization at $\rho_l > 0.5$, states at $\rho_l < 0.5$ show an AFM order, which is similar to uniform states but with higher energies. Two peaks in the SC order with a change of ρ_l characterize the transition from uniform-like states to stripe states.

In this process, we employ the VUMPS algorithm [28–30] to contract the two-dimensional tensor network to calculate physical quantities. To assure the convergence of physical quantities with environmental bond dimension χ , we compute the energy per hole and the SC order of uniform d -wave states with $D = 14$ and various χ in Fig. 8. When $\chi \gtrsim 4D$, the energy per hole appears to be convergent, so does the SC order.

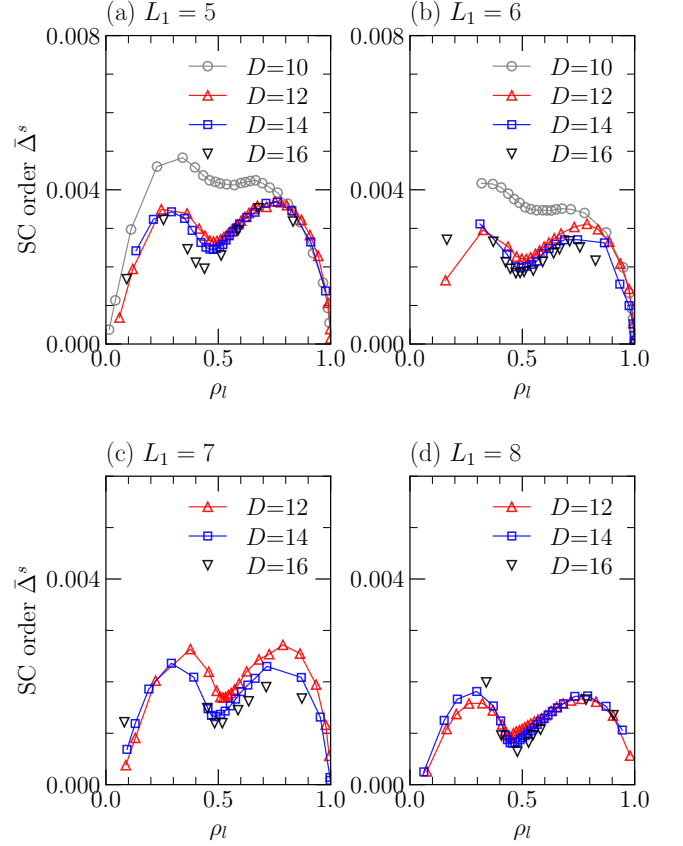


FIG. 7. The SC order for $d_{x^2-y^2}$ -wave stripe states with different stripe periods by increasing D : (a) $L_1 = 5$, (b) $L_1 = 6$, (c) $L_1 = 7$ and (d) $L_1 = 8$. These stripe states display AFM order, similar to uniform states, but have higher energies than uniform states at $\rho_l < 0.5$. Two peaks in the SC order with the change of ρ_l characterize the transition from uniform-like states to stripe states with a π -phase shift of the staggered magnetization.

Using $D = 10, 12, 14, 16$ results, we perform a linear extrapolation in $1/D$ for various physical quantities. Fig. 9 depicts the extrapolation of the energy per hole for three uniform states and details about the linear extrapolation. In Fig. 9(b, d, f), the energies per hole for three uniform states satisfy $E(D) = e_0 + \alpha D^{-1}$. In the extrapolation, we also discover that three uniform states are nearly degenerate at small hole doping $\delta < 0.06$.

For the SC order, we also make a linear extrapolation in $1/D$ in Fig. 10. The SC order of the $d_{x^2-y^2}$ -wave state falls rapidly at $\delta \approx 0.1$ for each D , and the extrapolation has a small hole doping survival region. The SC order of the d_{xy} -wave state exists at $\delta > 0.15$ for each D , but there is no SC order in the extrapolation at $\delta > 0.09$. Unlike the other two states, the SC order of the $d + id$ -wave can exist at large hole doping, even with $\delta > 0.15$ in extrapolation. At $\delta > 0.1$, neither the d_{xy} -wave nor the $d_{x^2-y^2}$ -wave state has a SC order, but the $d + id$ -wave state has a SC order that survives over a wide range of hole doping.

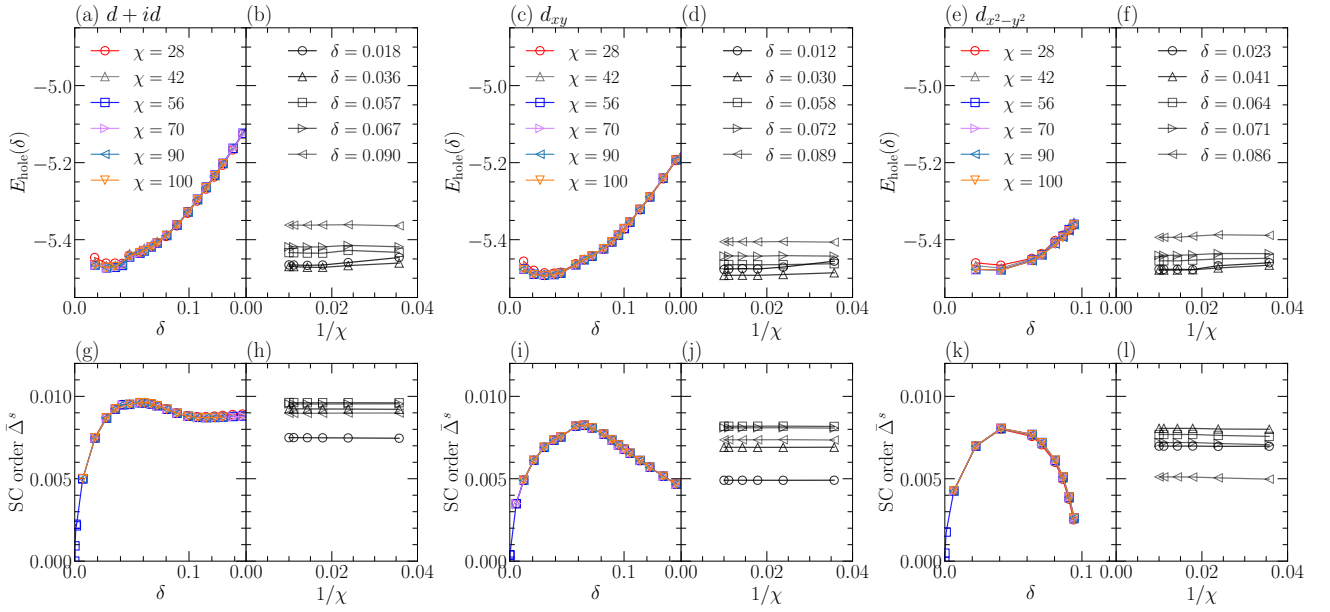


FIG. 8. Results for three uniform d -wave states with $D = 14$ and various environmental bond dimensions χ . (a, c, e) The energy per hole $E_{\text{hole}}(\delta)$. (b, d, f) The $1/\chi$ scaling data of $E_{\text{hole}}(\delta)$. The energies are convergent with $\chi \gtrsim 4D$ at $\delta > 0.01$. (g, i, k) The SC order $\bar{\Delta}^s$. (h, j, l) The $1/\chi$ scaling data of $\bar{\Delta}^s$.

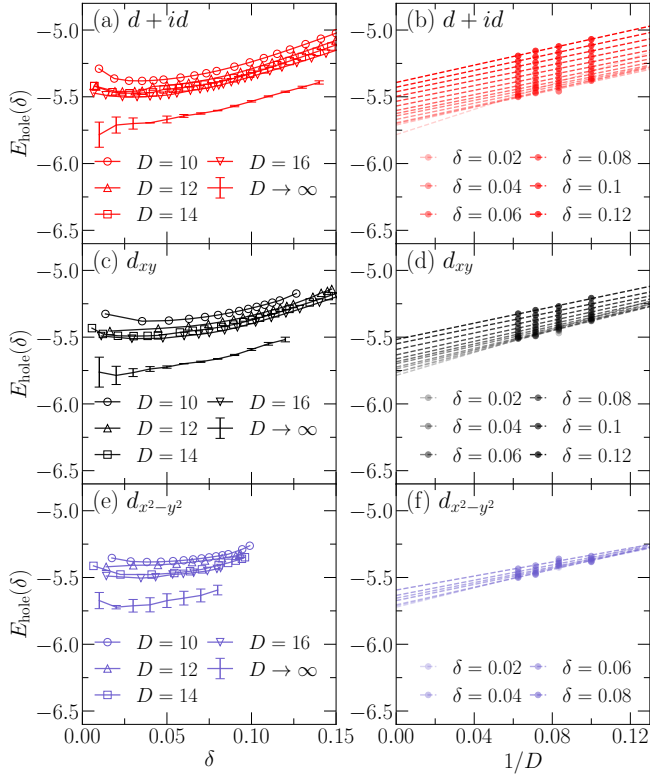


FIG. 9. The extrapolation of the energy per hole for three uniform states. (a, c, e) Energy per hole $E_{\text{hole}}(\delta)$. (b, d, f) Details of linear extrapolation with $1/D$. We find that the energy approximately satisfies $E(D) = e_0 + \alpha D^{-1}$ for various hole dopings.

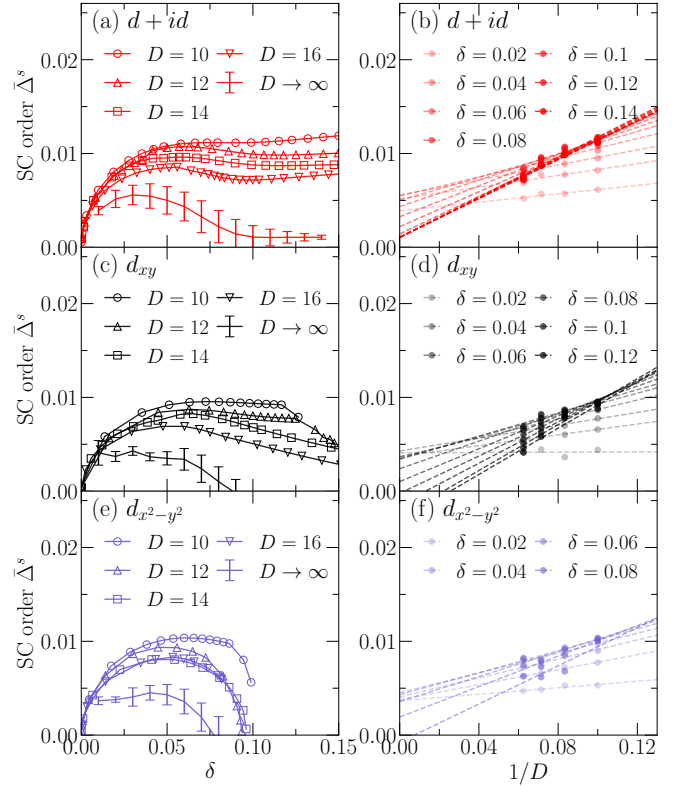


FIG. 10. The extrapolation of the SC order for three uniform states. (a, c, e) The SC order. (b, d, f) Details of the linear extrapolation with $1/D$.

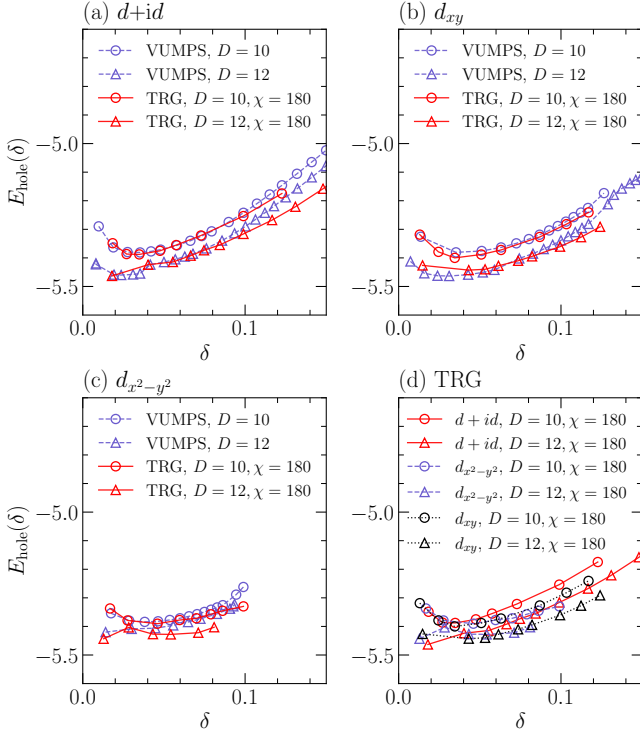


FIG. 11. Energy comparison between two methods, VUMPS and TRG, for three uniform states. (a) $d + id$ -wave uniform states, (b) d_{xy} -wave uniform states, (c) $d_{x^2-y^2}$ -wave uniform states. Two methods yield almost identical results with $D = 10$ and 12 , indicating the reliability of calculations. (d) Energies for three uniform states in the TRG calculation. Three uniform states are nearly degenerate.

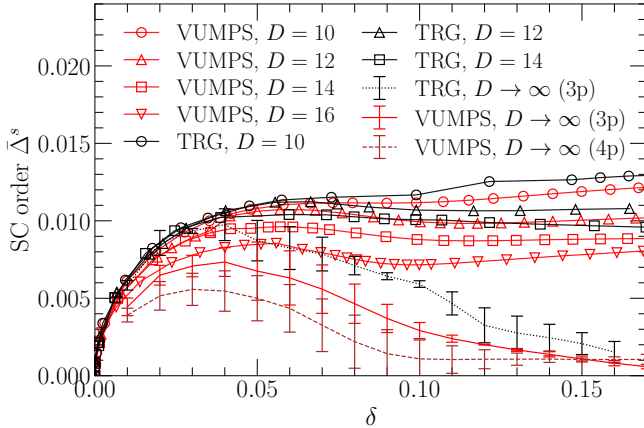


FIG. 12. Comparison of the SC order for $d + id$ -wave uniform states between two methods, VUMPS and TRG. For $D \rightarrow \infty$, the line labeled by “3p” is extrapolated using three data points with $D = 10, 12, 14$, and the line labeled “4p” is extrapolated using four data points with $D = 10, 12, 14, 16$. Generally, the SC order from TRG calculation is larger than the one from VUMPS calculation for each D and the extrapolation.

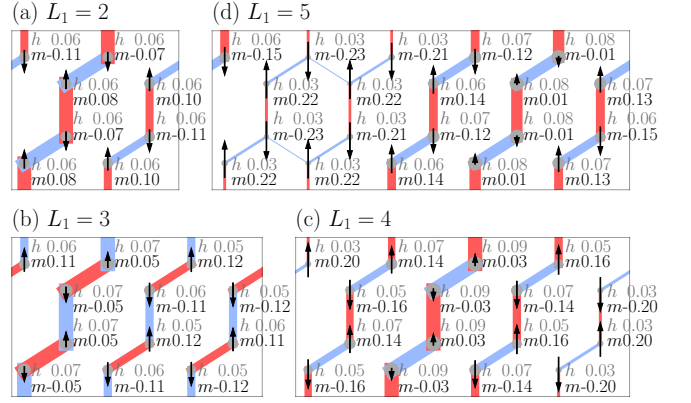


FIG. 13. Patterns of d_{xy} -wave stripe states with $D = 14$ and $L_1 = 2, 3, 4, 5$ at $\delta \approx 0.06$. For these stripe states, SC orders along the a and c directions are opposite in sign, and SC orders along the b direction are approximately equal to zero. Similar to the uniform d_{xy} -wave state, d_{xy} -wave stripe states are mainly found at low doping with AFM order.

In addition, we use the TRG approach to contract the two-dimensional scalar product $\langle \Psi | \Psi \rangle$. The energies obtained by TRG for three uniform states with $D = 10, 12$ are shown in Fig. 11(a-c), and the truncation dimension for TRG is set to $\chi = 180$. The energies of three uniform states in TRG calculation are nearly identical to those in VUMPS calculation, indicating the reliability of the two algorithms. In Fig. 11(d), energies for three states are approximately equal at $\delta < 0.05$ by TRG approach.

Using TRG and VUMPS, we compute the SC order for the uniform state with $d + id$ -wave pairing symmetry, as shown in Fig. 12. The SC order in the TRG calculation is a bit larger than the SC order in the VUMPS calculation for each D and the extrapolation. We can see that extrapolation in TRG calculation results in the existence of SC order at $\delta > 0.15$.

Appendix C: The d_{xy} -wave Stripe States

In addition to the $d_{x^2-y^2}$ -wave stripe states described in the main text, we also discover stripe states with d_{xy} -wave superconducting pairing symmetry. We show patterns of d_{xy} -wave stripe states on various supercells in Fig. 13. The d_{xy} -wave stripe state can be described as a state with positive SC orders along the a direction, negative SC orders along the c direction, and zero SC orders along the b direction. The SC order along the a direction has the same amplitude as the SC order along the c direction from the same site. Furthermore, for $\delta \gtrsim 0.1$ and $L_1 \geq 4$, the d_{xy} -wave pairing symmetry is fragile. In other words, stripe states with d_{xy} -wave pairing symmetry are uncommon at large hole doping.

As shown in Fig. 14, we calculate the energy per hole and the SC order for the d_{xy} -wave stripe states with different stripe periods. All d_{xy} -wave stripe states have

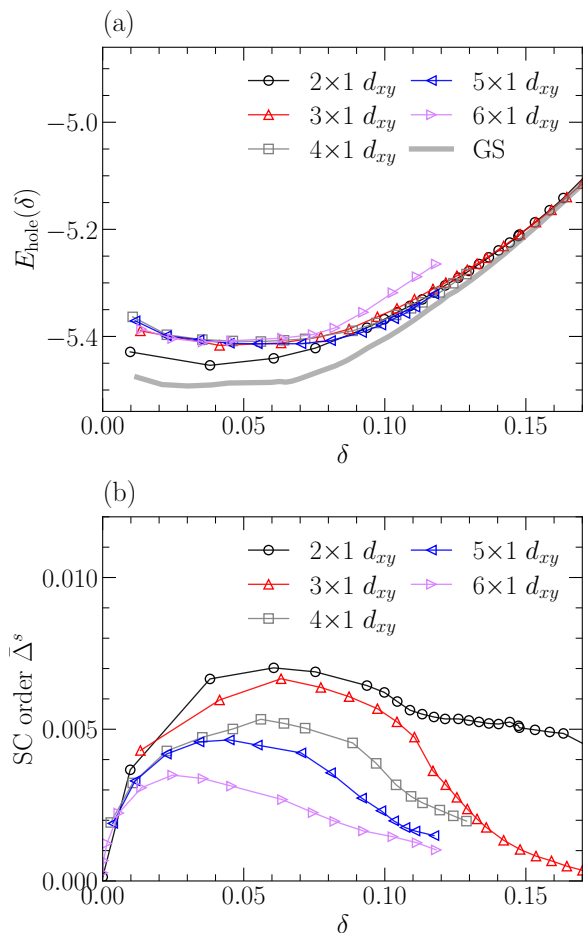


FIG. 14. Results for d_{xy} stripe states with $D = 14$. (a) The energy per hole $E_{\text{hole}}(\delta)$. GS stands for the ground states, as shown in Fig. 4. At $\delta < 0.17$, all d_{xy} stripe states have higher energy than the GS. (b) The SC order $\bar{\Delta}^s$ as a function of hole doping. The SC order for d_{xy} stripe states also decreases as the stripe period increases.

higher energy than ground states from uniform states and $d_{x^2-y^2}$ -wave stripe states in Fig. 14(a). These stripe states are nearly-degenerate at large hole doping $\delta > 0.14$. In Fig. 14(b), we can see that the SC order for d_{xy} -wave stripe states mainly occurs at small hole doping, whereas the superconductivity in $d_{x^2-y^2}$ -wave stripe states occurs at around $\rho_l \in [0.5, 1.0]$. The pairing amplitude of d_{xy} -wave stripe states also decreases as the stripe period increases.

A recent numerical calculation [26] suggests a local d_{xy} -wave stripe state with a π -phase shift of the staggered magnetization at $\delta = 1/16$ on a width-4 cylinder using DMRG and width-4, 8 and 12 cylinders using AFQMC. We also find similar stripe states that have a π -phase shift of the staggered magnetization but have $d_{x^2-y^2}$ -wave pairing symmetry in the thermodynamic limit. As shown in Fig. 15, we compare our result for a W8 $d_{x^2-y^2}$ -wave stripe state with the DMRG result and the QMC result from Ref. [26]. In Fig. 15(a), the hole densi-

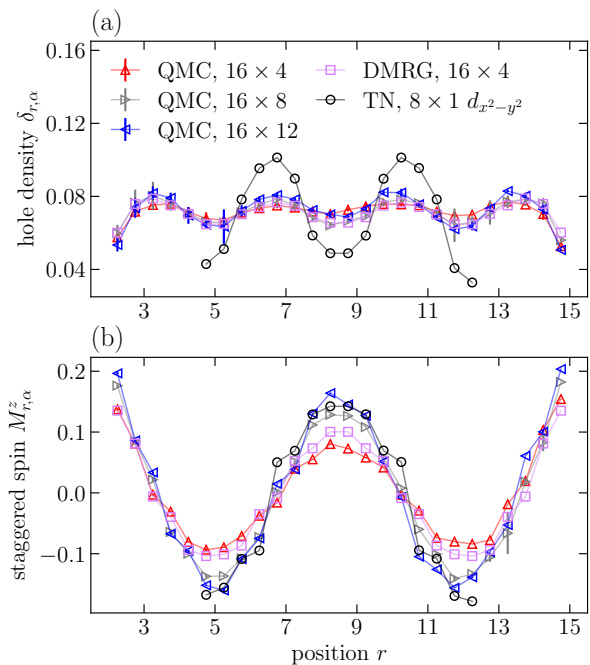


FIG. 15. Results of various approaches for (a) the local hole density $\delta_{r,\alpha}$ and (b) the staggered spin density $M_{r,\alpha}^z$, including Hubbard model with $U/t = 8.0$ and $\delta = 1/16$ on a width-4 cylinder using DMRG and width-4, 8, and 12 cylinders using QMC from Ref. [26]. The TN result in our calculation is for the t - J model with $J/t = 3.0$ and $\delta \approx 0.07$ on the $L_1 = 8$ supercell, and the state displays $d_{x^2-y^2}$ -wave pairing symmetry. To avoid the boundary effect, we compare the TN result with the QMC/DMRG result in the bulk of the cylinder.

ties for various approaches have a similar trend, but the amplitude of hole modulation for the TN result is larger than that for the DMRG and QMC results because of the stronger interaction or the absence of double-occupancy states. Staggered spin densities for various approaches are approximately identical in Fig. 15(b). However, d_{xy} -wave stripe states in our calculation have slightly higher energy than $d_{x^2-y^2}$ -wave stripe states.

Appendix D: Simple Update

We choose simple update (SU) to obtain ground states, which is a method to update tensors at the cheapest cost. The computational cost can be further reduced by applying QR decompositions to tensors before acting on each evolution operator. For better convergence, we adopt the strategy to start with a large time step and to reduce it as the iteration goes, i.e., τ gradually decreases from $\tau_{\text{start}} = 0.02$ to $\tau_{\text{end}} = 10^{-5}$. At the end of SU, the average Schmidt weight change is $\frac{1}{N} \sum_{n=1}^N ||\lambda_n(t + \tau) - \lambda_n(t)|| \lesssim 10^{-9}$, where N is the total number of weights and $\lambda(t)$ is normalized.

During SU, we may control Schmidt weights to obtain appropriate uniform states. After each imaginary time

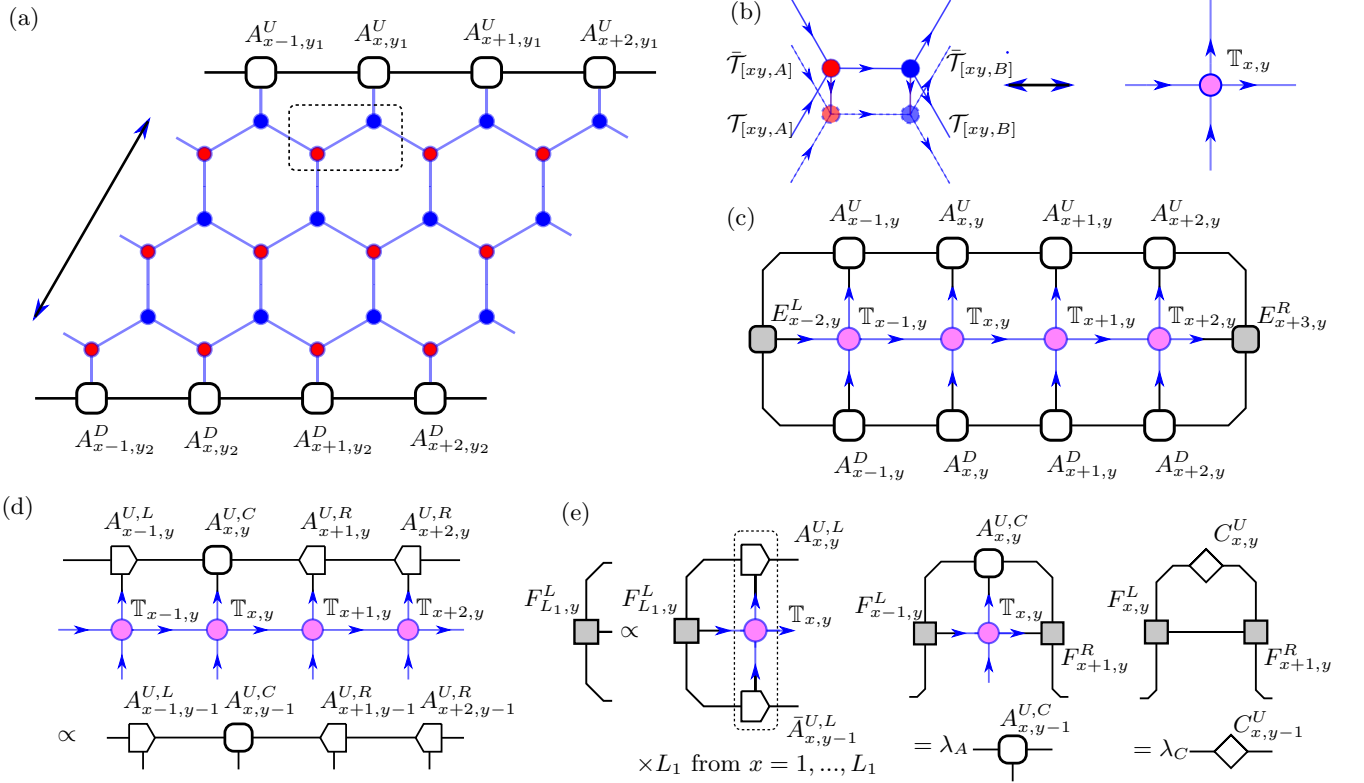


FIG. 16. The boundary MPS method for contracting the scalar product $\langle \Psi | \Psi \rangle$ on the honeycomb lattice. (a) Contraction in the vertical direction with the boundary MPS $\{A_{x,y}^U\}$ and $\{A_{x,y}^D\}$. (b) The unit component of the scalar product in the form of MPO is obtained by regarding bipartite sites on the honeycomb lattice as one site $\mathbb{T}_{x,y} = C_v(\mathbb{T}_{xy,A}\mathbb{T}_{xy,B}\bar{\mathbb{T}}_{xy,A}\bar{\mathbb{T}}_{xy,B})$. (c) The left and right fixed points $E_{x,y}^L$ and $E_{x,y}^R$. (d) The fixed point problem to be solved by VUMPS algorithm. (e) Key steps for optimizing the overlap.

evolution step, we can average all weights to get the $d + id$ -wave uniform state, or we can average two weights along the a and c directions to get the d_{xy} or $d_{x^2-y^2}$ -wave uniform states. To make this process more stable with fermion parity symmetry, we choose $D_{\text{even}} = D_{\text{odd}}$, where $D = D_{\text{even}} + D_{\text{odd}}$ and D_{even} (D_{odd}) denotes the size of the vector space with even (odd) parity.

Appendix E: Contraction Scheme

We use the variational uniform matrix product state (VUMPS) method [28–30] to contract the 2D tensor network, which is a boundary MPS method working in the thermodynamic limit. As shown in Fig. 16(a, c), the scheme will be implemented in two steps. The first is contraction along the vertical direction (\vec{v}_2) to obtain the boundary MPS $A_{x,y}^U$ and $A_{x,y}^D$, and the second is contraction along the horizontal direction (\vec{v}_1) to obtain the left and right fixed points $E_{x,y}^L$ and $E_{x,y}^R$. Bipartite sites on the honeycomb lattice are treated as a single site on the square lattice by defining $\mathbb{T}_{x,y} = C_v(\mathbb{T}_{xy,A}\mathbb{T}_{xy,B}\bar{\mathbb{T}}_{xy,A}\bar{\mathbb{T}}_{xy,B})$ in Fig. 16(b). By swapping the horizontal and vertical directions, we can calculate two more boundary MPS $A_{x,y}^L$ and $A_{x,y}^R$, as well as two

more fixed points $E_{x,y}^U$ and $E_{x,y}^D$ along the vertical direction.

As shown in Fig. 16(d), the main process of the VUMPS algorithm is to solve a fixed point equation for the boundary MPS with $L_1 \times L_2$ tensors $\mathbb{T}_{x,y}$ in the form of MPO, where $x = 1, \dots, L_1$ and $y = 1, \dots, L_2$. We represent $A_{x,y}^U$ as a mixed canonical form $A_{x,y}^U = \{C_{x,y}^U, A_{x,y}^{U,C}, A_{x,y}^{U,L}, A_{x,y}^{U,R}\}$, where $A_{x,y}^{U,C} = A_{x,y}^{U,L}C_{x,y}^U = C_{x-1,y}^U A_{x,y}^{U,R}$ and it satisfies the orthogonality condition $A_{x,y}^{U,L}\bar{A}_{x,y}^{U,L} = \mathbb{I}$ and $A_{x,y}^{U,R}\bar{A}_{x,y}^{U,R} = \mathbb{I}$. This problem can be solved by variationally maximizing the overlap

$$\max_A \frac{|\langle \Psi(\bar{A}) | \Psi(A') \rangle|^2}{\langle \Psi(\bar{A}) | \Psi(A) \rangle}. \quad (\text{E1})$$

Here, $|\Psi(A')\rangle$ refers to the combined MPO-MPS state $C_v(A_{x-1,y}^{U,L}A_{x,y}^{U,C}A_{x+1,y}^{U,R} \dots \mathbb{T}_{x-1,y}\mathbb{T}_{x,y}\mathbb{T}_{x+1,y} \dots)$, and $|\Psi(A)\rangle$ refers to $C_v(A_{x-1,y-1}^{U,L}A_{x,y-1}^{U,C}A_{x+1,y-1}^{U,R} \dots)$.

The procedure for optimizing the overlap is illustrated in Fig. 16(e). First, the left fixed point $F_{L_1,y}^L$ is calculated by

$$F_{L_1,y}^L \propto F_{L_1,y}^L \prod_{x=1}^{L_1} M_{x,y}, \quad (\text{E2})$$

where $M_{x,y} = A_{x,y}^{U,L} \mathbb{T}_{x,y} \tilde{A}_{x,y-1}^{U,L}$ and $F_{x+1,y}^L = F_{x,y}^L M_{x+1,y}$. The right fixed point $F_{x,y}^R$ is obtained in the same way. Next, new tensors $\tilde{A}_{x,y-1}^{U,C}$ and $\tilde{C}_{x,y-1}^U$ are updated by

$$\tilde{A}_{x,y-1}^{U,C} = \lambda_A A_{x,y}^{U,C} F_{x-1,y}^L \mathbb{T}_{x,y} F_{x+1,y}^R, \quad (\text{E3})$$

$$\tilde{C}_{x,y-1}^U = \lambda_C C_{x,y}^{U,C} F_{x,y}^L F_{x+1,y}^R. \quad (\text{E4})$$

After that, new $\tilde{A}_{x,y-1}^{U,L}$ and $\tilde{A}_{x,y-1}^{U,R}$ are obtained by solving equations $\epsilon_L = \min \|\tilde{A}_{x,y-1}^{U,C} - \tilde{A}_{x,y-1}^{U,L} \tilde{C}_{x,y-1}^U\|$ and $\epsilon_R = \min \|\tilde{A}_{x,y-1}^{U,C} - \tilde{C}_{x-1,y-1}^U \tilde{A}_{x,y-1}^{U,R}\|$. Using polar decompositions [28, 30], we have

$$\tilde{A}_{x,y-1}^{U,C} = U_{x,y-1}^{\tilde{A},l} P_{x,y-1}^{\tilde{A},l} \quad \tilde{C}_{x,y-1}^U = U_{x,y-1}^{\tilde{C},l} P_{x,y-1}^{\tilde{C},l}, \quad (\text{E5})$$

$$\tilde{A}_{x,y-1}^{U,C} = P_{x,y-1}^{\tilde{A},r} U_{x,y-1}^{\tilde{A},r} \quad \tilde{C}_{x,y-1}^U = P_{x,y-1}^{\tilde{C},r} U_{x,y-1}^{\tilde{C},r}. \quad (\text{E6})$$

The left and right canonical forms are given by

$$\tilde{A}_{x,y-1}^{U,L} = U_{x,y-1}^{\tilde{A},l} (U_{x,y-1}^{\tilde{C},l})^\dagger, \quad (\text{E7})$$

$$\tilde{A}_{x,y-1}^{U,R} = (U_{x-1,y-1}^{\tilde{C},r})^\dagger U_{x,y-1}^{\tilde{A},r}. \quad (\text{E8})$$

The above three steps are repeated until the gradient norms ϵ_L and ϵ_R converge. Following that, we go to the next row and update the new $A_{x,y-2}^U$. The boundary MPS $A_{x,y}^D$ in the down direction is computed in the same way.

In the next step, we contract the tensor network shown in Fig. 16(c). The left and right effective environments $E_{x,y}^L, E_{x,y}^R$ are the fixed points of the transfer matrix $\prod_{x=1}^{L_1} T_{x,y}$, where $T_{x,y}$ is constructed by $A_{x,y}^U \mathbb{T}_{x,y} A_{x,y}^D$.

The boundary MPS and fixed points along the vertical direction are computed in a similar way as in the horizontal direction. Physical quantities can be calculated using the environmental tensors $\{A_{x,y}^\alpha, E_{x,y}^\alpha\}$, where $\alpha = U, D, L, R$ denotes the four directions. The contraction method has a overall complexity of $\mathcal{O}(\chi^2 D^5)$.

-
- [1] B.-X. Zheng, C.-M. Chung, P. Corboz, G. Ehlers, M.-P. Qin, R. M. Noack, H. Shi, S. R. White, S. Zhang, and G. K.-L. Chan, Stripe order in the underdoped region of the two-dimensional Hubbard model, *Science* **358**, 1155 (2017).
- [2] P. Corboz, S. R. White, G. Vidal, and M. Troyer, Stripes in the two-dimensional t - J model with infinite projected entangled-pair states, *Phys. Rev. B* **84**, 041108 (2011).
- [3] P. Corboz, T. M. Rice, and M. Troyer, Competing states in the t - J model: Uniform d -wave state versus stripe state, *Phys. Rev. Lett.* **113**, 046402 (2014).
- [4] A. S. Darmawan, Y. Nomura, Y. Yamaji, and M. Imada, Stripe and superconducting order competing in the Hubbard model on a square lattice studied by a combined variational Monte Carlo and tensor network method, *Phys. Rev. B* **98**, 205132 (2018).
- [5] K. Ido, T. Ohgoe, and M. Imada, Competition among various charge-inhomogeneous states and d -wave superconducting state in Hubbard models on square lattices, *Phys. Rev. B* **97**, 045138 (2018).
- [6] B.-X. Zheng and G. K.-L. Chan, Ground-state phase diagram of the square lattice Hubbard model from density matrix embedding theory, *Phys. Rev. B* **93**, 035126 (2016).
- [7] H.-C. Jiang and T. P. Devereaux, Superconductivity in the doped Hubbard model and its interplay with next-nearest hopping t' , *Science* **365**, 1424 (2019).
- [8] B. Ponsioen, S. S. Chung, and P. Corboz, Period 4 stripe in the extended two-dimensional Hubbard model, *Phys. Rev. B* **100**, 195141 (2019).
- [9] M. Qin, T. Schäfer, S. Andergassen, P. Corboz, and E. Gull, The Hubbard model: A computational perspective (2021), [arXiv:2104.00064](https://arxiv.org/abs/2104.00064).
- [10] F. F. Assaad and I. F. Herbut, Pinning the order: The nature of quantum criticality in the Hubbard model on honeycomb lattice, *Phys. Rev. X* **3**, 031010 (2013).
- [11] Y. Otsuka, S. Yunoki, and S. Sorella, Universal quantum criticality in the metal-insulator transition of two-dimensional interacting dirac electrons, *Phys. Rev. X* **6**, 011029 (2016).
- [12] S. Pathak, V. B. Shenoy, and G. Baskaran, Possible high-temperature superconducting state with a $d + id$ pairing symmetry in doped graphene, *Phys. Rev. B* **81**, 085431 (2010).
- [13] T. Ma, Z. Huang, F. Hu, and H.-Q. Lin, Pairing in graphene: A quantum Monte Carlo study, *Phys. Rev. B* **84**, 121410 (2011).
- [14] T. Ying and S. Wessel, Pairing and chiral spin density wave instabilities on the honeycomb lattice: A comparative quantum Monte Carlo study, *Phys. Rev. B* **97**, 075127 (2018).
- [15] A. M. Black-Schaffer, W. Wu, and K. Le Hur, Chiral d -wave superconductivity on the honeycomb lattice close to the Mott state, *Phys. Rev. B* **90**, 054521 (2014).
- [16] S. Jiang, A. Mesaros, and Y. Ran, Chiral spin-density wave, spin-charge-charge liquid, and $d + id$ superconductivity in 1/4-doped correlated electronic systems on the honeycomb lattice, *Phys. Rev. X* **4**, 031040 (2014).
- [17] W.-S. Wang, Y.-Y. Xiang, Q.-H. Wang, F. Wang, F. Yang, and D.-H. Lee, Functional renormalization group and variational Monte Carlo studies of the electronic instabilities in graphene near $\frac{1}{4}$ doping, *Phys. Rev. B* **85**, 035414 (2012).
- [18] M. L. Kiesel, C. Platt, W. Hanke, D. A. Abanin, and R. Thomale, Competing many-body instabilities and unconventional superconductivity in graphene, *Phys. Rev. B* **86**, 020507 (2012).
- [19] R. Nandkishore, L. S. Levitov, and A. V. Chubukov, Chiral superconductivity from repulsive interactions in doped graphene, *Nat. Phys.* **8**, 158 (2012).
- [20] X. Y. Xu, S. Wessel, and Z. Y. Meng, Competing pairing channels in the doped honeycomb lattice Hubbard model,

- Phys. Rev. B* **94**, 115105 (2016).
- [21] Z.-C. Gu, H.-C. Jiang, D. N. Sheng, H. Yao, L. Balents, and X.-G. Wen, Time-reversal symmetry breaking superconducting ground state in the doped Mott insulator on the honeycomb lattice, *Phys. Rev. B* **88**, 155112 (2013).
- [22] J. P. L. Faye, P. Sahebsara, and D. Sénéchal, Chiral triplet superconductivity on the graphene lattice, *Phys. Rev. B* **92**, 085121 (2015).
- [23] B. Uchoa and A. H. Castro Neto, Superconducting states of pure and doped graphene, *Phys. Rev. Lett.* **98**, 146801 (2007).
- [24] Z.-C. Gu, H.-C. Jiang, and G. Baskaran, Emergence of $p + ip$ superconductivity in two-dimensional doped Dirac systems, *Phys. Rev. B* **101**, 205147 (2020).
- [25] X. Yang, H. Zheng, and M. Qin, Stripe order in the doped Hubbard model on the honeycomb lattice, *Phys. Rev. B* **103**, 155110 (2021).
- [26] M. Qin, Stripes versus superconductivity in the doped Hubbard model on the honeycomb lattice, *Phys. Rev. B* **105**, 035111 (2022).
- [27] G. Vidal, Classical simulation of infinite-size quantum lattice systems in one spatial dimension, *Phys. Rev. Lett.* **98**, 070201 (2007).
- [28] L. Vanderstraeten, J. Haegeman, and F. Verstraete, Tangent-space methods for uniform matrix product states, *SciPost Phys. Lect. Notes* , 7 (2019).
- [29] M. T. Fishman, L. Vanderstraeten, V. Zauner-Stauber, J. Haegeman, and F. Verstraete, Faster methods for contracting infinite two-dimensional tensor networks, *Phys. Rev. B* **98**, 235148 (2018).
- [30] V. Zauner-Stauber, L. Vanderstraeten, M. T. Fishman, F. Verstraete, and J. Haegeman, Variational optimization algorithms for uniform matrix product states, *Phys. Rev. B* **97**, 045145 (2018).
- [31] L. Wang, I. Pižorn, and F. Verstraete, Monte Carlo simulation with tensor network states, *Phys. Rev. B* **83**, 134421 (2011).
- [32] M. Levin and C. P. Nave, Tensor renormalization group approach to two-dimensional classical lattice models, *Phys. Rev. Lett.* **99**, 120601 (2007).
- [33] Y. Singh and P. Gegenwart, Antiferromagnetic Mott insulating state in single crystals of the honeycomb lattice material Na_2IrO_3 , *Phys. Rev. B* **82**, 064412 (2010).
- [34] S. K. Choi, R. Coldea, A. N. Kolmogorov, T. Lancaster, I. I. Mazin, S. J. Blundell, P. G. Radaelli, Y. Singh, P. Gegenwart, K. R. Choi, S.-W. Cheong, P. J. Baker, C. Stock, and J. Taylor, Spin waves and revised crystal structure of honeycomb iridate Na_2IrO_3 , *Phys. Rev. Lett.* **108**, 127204 (2012).
- [35] Y. Singh, S. Manni, J. Reuther, T. Berlijn, R. Thomale, W. Ku, S. Trebst, and P. Gegenwart, Relevance of the Heisenberg-Kitaev model for the honeycomb lattice iridates A_2IrO_3 , *Phys. Rev. Lett.* **108**, 127203 (2012).
- [36] K. W. Plumb, J. P. Clancy, L. J. Sandilands, V. V. Shankar, Y. F. Hu, K. S. Burch, H.-Y. Kee, and Y.-J. Kim, α - $RuCl_3$: A spin-orbit assisted Mott insulator on a honeycomb lattice, *Phys. Rev. B* **90**, 041112 (2014).
- [37] V. Kataev, A. Möller, U. Löw, W. Jung, N. Schittner, M. Kriener, and A. Freimuth, Structural and magnetic properties of the new low-dimensional spin magnet in $Cu_{2/3}V_{1/3}O_3$, *J. Magn. Magn. Mater.* **290-291**, 310 (2005).
- [38] Y. Nishikubo, K. Kudo, and M. Nohara, Superconductivity in the honeycomb-lattice pnictide $SrPtAs$, *J. Phys. Soc. Jpn.* **80**, 055002 (2011).
- [39] Y. Wang, J. Ying, Z. Zhou, J. Sun, T. Wen, Y. Zhou, N. Li, Q. Zhang, F. Han, Y. Xiao, P. Chow, W. Yang, V. V. Struzhkin, Y. Zhao, and H.-k. Mao, Emergent superconductivity in an iron-based honeycomb lattice initiated by pressure-driven spin-crossover, *Nat. Commun.* **9**, 1914 (2018).
- [40] Z.-C. Gu, F. Verstraete, and X.-G. Wen, Grassmann tensor network states and its renormalization for strongly correlated fermionic and bosonic states (2010), [arXiv:1004.2563](https://arxiv.org/abs/1004.2563).
- [41] Z.-C. Gu, Efficient simulation of Grassmann tensor product states, *Phys. Rev. B* **88**, 115139 (2013).
- [42] N. Bultinck, D. J. Williamson, J. Haegeman, and F. Verstraete, Fermionic matrix product states and one-dimensional topological phases, *Phys. Rev. B* **95**, 075108 (2017).
- [43] N. Bultinck, D. J. Williamson, J. Haegeman, and F. Verstraete, Fermionic projected entangled-pair states and topological phases, *J. Phys. A Math. Theor.* **51**, 025202 (2017).
- [44] P. Corboz and G. Vidal, Fermionic multiscale entanglement renormalization ansatz, *Phys. Rev. B* **80**, 165129 (2009).
- [45] P. Corboz, G. Evenbly, F. Verstraete, and G. Vidal, Simulation of interacting fermions with entanglement renormalization, *Phys. Rev. A* **81**, 010303 (2010).
- [46] P. Corboz, R. Orús, B. Bauer, and G. Vidal, Simulation of strongly correlated fermions in two spatial dimensions with fermionic projected entangled-pair states, *Phys. Rev. B* **81**, 165104 (2010).
- [47] C. V. Kraus, N. Schuch, F. Verstraete, and J. I. Cirac, Fermionic projected entangled pair states, *Phys. Rev. A* **81**, 052338 (2010).