

Nishimori’s cat: stable long-range entanglement from finite-depth unitaries and weak measurements

Guo-Yi Zhu,^{1,*} Nathanan Tantivasadakarn,^{2,3} Ashvin Vishwanath,³ Simon Trebst,^{1,4} and Ruben Verresen³

¹*Institute for Theoretical Physics, University of Cologne, Zùlpicher StraÙe 77, 50937 Cologne, Germany*

²*Walter Burke Institute for Theoretical Physics and Department of Physics, California Institute of Technology, Pasadena, CA 91125, USA*

³*Department of Physics, Harvard University, Cambridge, MA 02138, USA*

⁴*Center for Computational Quantum Physics, Flatiron Institute, 162 5th Avenue, New York, NY 10010, USA*

(Dated: August 25, 2022)

In the field of monitored quantum circuits, it has remained an open question whether finite-time protocols for preparing long-range entangled (LRE) states lead to phases of matter which are stable to gate imperfections. Here we show that such gate imperfections effectively convert projective into weak measurements and that, in certain cases, long-range entanglement persists, even in the presence of weak measurements and gives rise to novel forms of quantum criticality. We demonstrate this explicitly for preparing the two-dimensional (2D) GHZ cat state and the three-dimensional (3D) toric code as minimal instances. In contrast to previous studies on measurement-induced phases and transitions, our circuit of gates and measurements is deterministic; the only randomness is in the measurement outcomes. We show how the randomness in these weak measurements allows us to track the solvable Nishimori line of the random-bond Ising model, rigorously establishing the stability of the glassy LRE states in two and three spatial dimensions. Away from this exactly solvable construction, we use hybrid tensor network and Monte Carlo simulations to obtain a non-zero Edwards-Anderson order parameter as an indicator of long-range entanglement in the 2D scenario. We argue that our protocol admits a natural implementation in existing quantum computing architectures, requiring only a depth-3 circuit on IBM’s heavy-hexagon transmon chips.

In extended quantum systems, the rich interplay between measurements and quantum correlations point to a plethora of new emergent phenomena. Although measurements are often associated with reducing entanglement, they provide an intriguing loophole enabling the fast preparation of long-range entangled (LRE) states – such as macroscopic cat states or topologically ordered states – that are otherwise forbidden. Indeed, while LRE can only be prepared with a unitary quantum circuit whose *depth grows with system size* [1–8], a large class of them can be prepared in *finite time* by simply measuring certain *stabilizers* (which are finite products of Pauli operators) [9]. This allows for deterministic state preparation using a finite-depth unitary feedback [10–15], intimately tied to the idea of quantum error correcting codes [16, 17]. Moreover, it has recently been shown that measurement-based state preparation protocols also exists for certain non-stabilizer states, including, e.g., non-Abelian topological order [18–21].

Remarkably, it has not yet been studied whether such measurement-induced states form stable phases of matter, which are robust to local perturbations of the preparation protocol. While this question is of clear practical significance, it is also of conceptual interest to explore whether one can extend the familiar notion of stability of phases of matter (primarily developed for solid-state purposes) to the era of quantum simulators and computers [22, 23]. Here we explore what happens when the circuit is perturbed prior to measuring. In effect, this turns an originally projective measurement into a weak measurement, as we will discuss. We ask whether such a generic scenario allows for stable long-range entanglement; and if so, is there a critical point at the boundary of stability?

This motivating question fits naturally into the broader realm of monitored quantum circuits [24]. Recent years have

seen a great deal of progress and activity in studying the long-time limit of random unitary gates combined with (projective) measurements. A key result has been that there is an entanglement transition between volume-law and area-law entangled regions as one increases the measurement rate [25, 26]. Subsequent works also explored how the latter can be in distinct phases of matter [27–32]. While the effects of weak measurements have been partially explored for the case of long-time quantum trajectories [33–41], to the best of our knowledge it has not been explored in the *finite-time* protocols. This question is especially important in the latter case, since using measurement is then the *only* route toward preparing long-range entangled states.

In this Letter, we establish a stability threshold for various measurement based protocols that induce long range entanglement, with a novel form of quantum criticality at the threshold. For this it is of fundamental importance to recall how one experimentally measures a multi-body stabilizer \mathcal{O} for an arbitrary state $|\psi\rangle$, such as the two-body Ising interaction for a cat state [10] or the four-body stabilizers of the toric code [43]. Since most platforms naturally perform *single-site measurements*, one introduces an ancilla qubit and entangles it with $|\psi\rangle$ in such a way that measuring the ancilla effectively measures \mathcal{O} . However, if the entangling operation is not perfect, the net result is to have a (partial collapsing) *weak measurement* [44]. This can be seen most clearly from the following identity that transforms real time into imaginary time evolution (derived in the Supplemental Material (SM) [45])

$$\langle \pm_y | e^{-its^z \otimes \mathcal{O}} | \pm_x \rangle \propto e^{\pm \frac{\beta}{2} \mathcal{O}} \text{ with } \tanh(\beta/2) = \tan t, \quad (1)$$

where $|\pm_\alpha\rangle$ are the eigenstates of Pauli matrix s^α on the ancilla qubit. This is a projective measurement on $|\psi\rangle$ *only* if

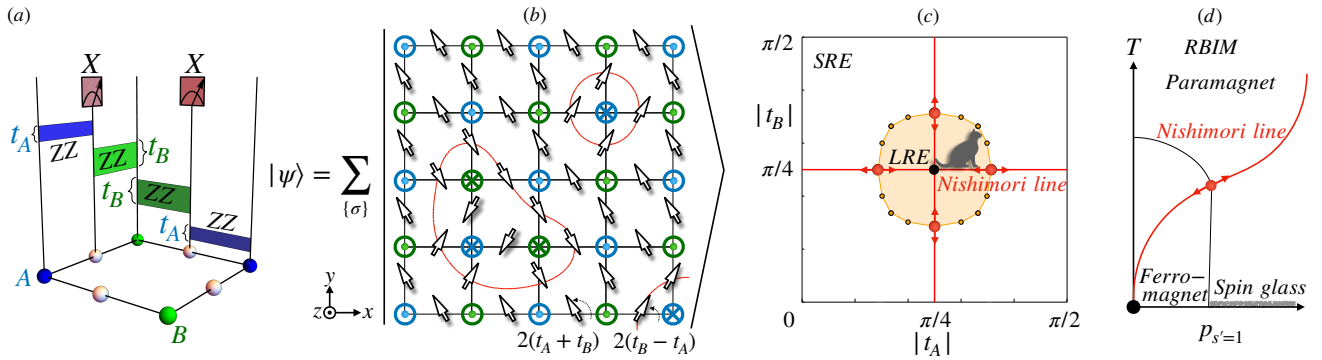


FIG. 1. **Circuit and phase diagram for Nishimori's cat from measurements.** (a) On the Lieb lattice with its tripartite sublattices populated with physical site (blue/green) and ancilla bond (white) spins, a depth-4 circuit of e^{-itZZ} gates is applied to nearest neighbor spins, where the evolution time depends on the site sublattice (A/B), and the ancilla bond spins are then measured in Pauli- x basis. A unit-cell of the circuit is shown schematically. (b) A classical snapshot of the resulting wavefunction. As z axis lies out-of-plane, we use the circle to label spin up \uparrow while the cross for spin down \downarrow , and its domain walls are highlighted by red loops. The Ising evolutions rotate the ancilla spins in the xy plane with angles denoted in the bottom corner, which is correlated with the domain wall: the ancillae residing on domain wall tends to the right direction. The other bond configurations can be deduced by global Ising symmetry. When $t_B = \pi/4$, all the ancilla bond spins are related by a π rotation around $z(y)$ axis depending on the domain, indicative of an Ising gauge symmetry. (c) Wavefunction phase diagram and the Nishimori line by tuning the evolution times on A(B) sublattice. The post-measurement wavefunction is a long-ranged entangled (LRE) disordered cat state inside the yellow region, and a short-ranged entangled (SRE) state outside. A Z_2 gauge symmetry emerges along the red lines, denoted as Nishimori lines that, using a gauge symmetrization, can be mapped exactly onto the eponymous line [42] in the phase diagram of the classical random bond Ising model (RBIM) shown in (d). The fixed point cat wavefunction at $(\pi/4, \pi/4)$ indicated by the black dot corresponds to the zero temperature fixed point of the RBIM. Beyond the Nishimori line the phase boundaries in (c) are charted out by numerical computations (yellow dots), which have no direct equivalent in the RBIM phase diagram.

$t = \frac{\pi}{4}$: then $\beta = \infty$ pins $\mathcal{O} = \pm 1$ depending on the measurement outcome. Eq. (1) gives us two key insights into the correlations resulting from weak measurements (e.g., for times $0 < t < \pi/4$): first, the effective imaginary time-evolution suggests we ought to consider phases which are stable to finite temperature, such as a 2D Ising ferromagnet or 3D discrete gauge theory. Second, the randomness of measurement outcomes introduces effective disorder. A large part of our analysis is devoted to demonstrating stability against this disorder, which we discuss in detail for the minimal cases of a 2D GHZ-type [46] state, and whose discussion *mutatis mutandis* carries over for the 3D toric code. Crucially, the disorder distribution in our scenario is highly correlated, enabling us to map the entire range between strong and weak measurements $\pi/4 \geq t \geq 0$ exactly onto the solvable Nishimori line of the random bond Ising model [42]. For instance, for the simple protocol in Eq. (1), we find a Nishimori critical point at $t_c \approx 0.143\pi$ in 2D. Our work thereby also establishes a firm connection between monitored circuits and the vast literature on spin glasses.

Prior work.— Previous studies of structured monitored circuits with glassy Ising [29] or topological [27, 28, 30–32] phases differ in two significant ways from the present study. First, these typically concern long-time quantum trajectories rather than states prepared in finite time, and second, the measurements are *projective* and in *stochastic* locations (leading to a percolation transition in any spatial dimension). In contrast, our work considers phases and transitions upon evolving from strong to *weak* measurements at *deterministic* locations.

We further note that finite-time transitions have recently been explored in the context of teleportation transitions [47, 48], which again involves projective measurements and where one leaves a *subextensive* region unmeasured, while Ref. 49 studied the effect of weak measurement on *removing* quantum correlations of an initially critical state. Finite-depth transitions have also been explored in the context of computational [50] and complexity transitions [51]. Finally, we point out an intriguing formal connection to phase transitions in information recovery in surface codes [17], where in the absence (presence) of syndrome measurement errors, the problem is also mapped to the 2D random bond Ising (3D random plaquette Ising gauge) model along the Nishimori line.

Circuit model.— To achieve an Ising LRE phase we weakly measure the domain wall operator: $\mathcal{O} = \sigma_i^z \sigma_j^z$. The latter invokes three-body gate evolution including an additional ancilla spin (see Eq. (1)), but one can decompose it and design a protocol with only two-body evolutions [45]. For this, we consider qubits on the Lieb lattice (Figure 1a), where we denote the target spins on the square lattice as $\sigma_j^{z(x)}$ and the ancilla spins at the bond centers as $s_l^{z(y)}$. We entangle these two types of spins by a depth-4 unitary circuit of nearest-neighbor Ising evolution gates (Fig. 1a):

$$|\psi(t_A, t_B)\rangle = e^{-i \sum_{j,l \in \partial l} t_j \sigma_j^z s_l^z} |+\rangle^{\otimes N}. \quad (2)$$

Crucially, we have introduced *two* evolution times $t_j = t_{A(B)}$ if j belongs to the A or B sublattice (of the original square lattice of site spins), see Fig. 1a. As shown in Fig. 1b, the pair of gates associated with any given bond effectively rotates the

ancilla bond spin by an angle $2(t_A \pm t_B)$ depending on the alignment of the spin pair on the neighboring sites. Consequently, measuring the ancilla bond spin in x direction weakly measures the domain wall of the target spins, which becomes a strong measurement only when both $t_A, t_B \rightarrow \frac{\pi}{4}$, in which case $|\psi\rangle$ equals the 2D cluster state [10]. More generally, the entire wavefunction (2) can be viewed as a superposition of all allowed $\{\sigma\}$ classical configurations, in which the orientation of ancilla spins uniquely depends on whether it sits on a domain wall or not (Fig. 1b).

The probability of the measurement outcome $s_{ij}^x \rightarrow s_{ij} = \pm 1$ is given by Born's rule:

$$p_{\{s\}} \equiv \|\langle \{s\} | \psi \rangle\|^2 \propto \sum_{\{\sigma\}} e^{-\beta \sum_{ij} (J_{s_{ij}} \sigma_i \sigma_j + h s_{ij})}, \quad (3)$$

where a straightforward computation [45] shows that

$$\tanh \frac{\beta}{2} J_+ = \tan t_A \tan t_B, \quad \tanh \frac{\beta}{2} J_- = -\tan t_A \cot t_B,$$

and $\beta h = \frac{1}{2} \ln |\tan(t_A + t_B) \tan(t_A - t_B)|$. The subspace ($t_A, t_B = \pi/4$) of this two-parameter protocol recovers the single-parameter protocol of Eq. (1). Note that we can interpret the right-hand side of Eq. (3) as a classical partition function $Z_{\{s\}}$, which contains the information of all diagonal correlation functions [52–54] of our post-measurement quantum state.

We can thus interpret the ensemble (over all measurement outcomes of the ancillas) as a classical system with disorder $\{s\}$, where frustrated plaquettes $\prod_{l \in \square} s_l = -1$ are said to have an Ising vortex. However, unlike commonly studied disordered models, the disorder distribution in Eq. (3) is highly correlated (making the vortices attractive). In fact, the property that $Z_{\{s\}} \propto p_{\{s\}}$ is akin to the structure which Nishimori first uncovered after a gauge transformation [42] for his eponymous line in the random bond Ising model (RBIM). For instance, it implies that the disorder averaged effective free energy can be cast in the form of a *frustration entropy* $F = -\sum_{\{s\}} p_{\{s\}} \ln p_{\{s\}}$. This signifies that the disorder frustration and the effective thermal fluctuations are not independent of each other. It also implies that certain quantities (like the internal energy) are non-singular even at the transition. This remarkable fact is naturally explained by our approach, since those quantities can be expressed as *linear* functions of the density matrix of the pre-measurement wavefunction, generated by finite-depth unitary circuit.

To chart out our generic phase diagram in Fig. 1c, we use the Edwards-Anderson (EA) order parameter (in the presence of symmetry-breaking field on a single site) as our diagnostic for the formation of a glassy LRE state [55]:

$$[\langle \sigma \rangle^2] \equiv \sum_{\{s\}} p_{\{s\}} \langle \sigma \rangle_{\{s\}}^2, \quad (4)$$

where $[\dots]$ denotes the measurement (disorder) average, and $\langle \dots \rangle$ the quantum average of the post-measurement wavefunction, equivalent to the classical ensemble average for a given

disorder pattern. It is important to keep in mind that the ordered phase of this classical description corresponds to the post-measurement quantum state being a long-range entangled cat state.

Nishimori line.— Along the line ($t_B = \pi/4$) (the red horizontal line in Fig. 1c, although the same discussion also applies to the red vertical line $t_A = \pi/4$), the EA order parameter can be exactly mapped to the magnetization of the Nishimori line in the random bond Ising model (RBIM), which exhibits a phase transition on crossing the Nishimori multicritical point [56–64]. Importantly, this point is located at a finite $t_A < \pi/4$ in our circuit model, implying stability of the cat state up to a *finite* error threshold at $t_A^c \approx 0.143\pi$ [42, 59–65]. This can be seen as follows: Firstly, consider the partition function (10) for a given disorder realization. Then as $\beta J_+ = -\beta J_-$ and $\beta h = 0$, our circuit model becomes precisely equivalent to the RBIM with quenched binary bond disorder, where the inverse temperature $\beta \equiv \ln |\tan(t_A + \pi/4)|$ (by setting $J_+ = -J_- = 1$) is tuned by the unitary evolution time. Secondly, consider the disorder ensemble: due to an Ising gauge symmetry in the pre-measurement wavefunction [45], any pair of bond disorder configurations that share the same vortex configuration are gauge equivalent and have the same probability. Together, this implies that our possible measurement outcomes $\{s\}$ form a gauge symmetric disorder ensemble generated by *gauge symmetrizing* an *uncorrelated* bond disorder $\{s'\}$ with probability $p_{s'=1} = 1/(1 + e^{2\beta}) = (1 - \sin(2t_A))/2$, according to

$$\sigma'_j = \sigma_j \tau_j, \quad s'_{ij} = s_{ij} \tau_i \tau_j, \quad (5)$$

where $\tau_j = \pm 1$ stands for a local Z_2 gauge transformation. Then the measurement average can be decomposed to two steps: $[\dots] = \sum_{\{\tau\}} [\dots]'$, where $[\dots]'$ denotes the uncorrelated disorder average as in RBIM, and $\sum_{\{\tau\}}$ denotes gauge symmetrization. We thus find that all gauge invariant observables of the Nishimori line in the RBIM (i.e. the red line in Fig. 1e) coincide with those in our model.

The Nishimori line is known to be invariant under a renormalization group flow [65, 66], which crosses the paramagnetic/ferromagnetic phase boundary at a multicritical point [42, 60, 67]. It was mathematically proven that the phase transition happens at *finite* critical disorder probability [17, 42, 68]. Inside the ferromagnetic phase, $[\langle \sigma \rangle]' \neq 0$ in the presence of a weak pinning field at the boundary. Nevertheless, our wavefunction measurement average involves an extra gauge symmetrization, i.e. summation over $\tau = \pm 1$, which turns the ferromagnetic phase into a finite-temperature spin glass: $[\langle \sigma \rangle] = 0$, $[\langle \sigma \rangle^2] \neq 0$. That is, while the linear magnetization vanishes, the *non-linear* EA order parameter keeps track of the magnetization in each gauge sample, because $[\langle \sigma \rangle^2] = [\langle \sigma \rangle^2]' = [\langle \sigma \rangle]'$ [42]. More generally, any odd moment of a σ correlation function is odd under gauge transform and thus vanishes under gauge symmetrization. Note that this spin glass state should be contrasted to the zero-temperature spin glass in the 2D RBIM (indicated by the gray dashed line in Fig. 1e). The robust glassiness of our state

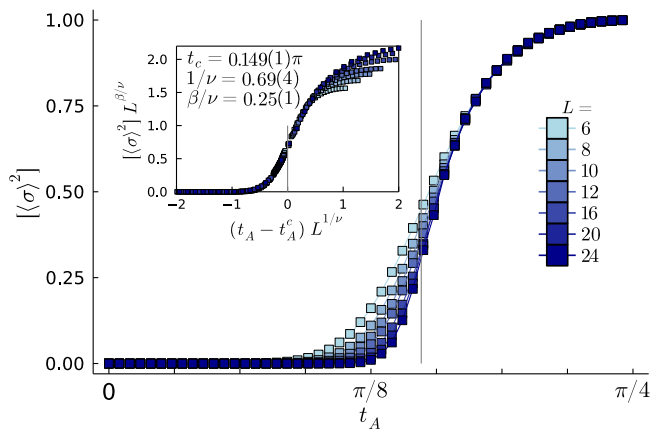


FIG. 2. **Transition from SRE to LRE states after finite evolution time along the Nishimori line** ($t_A, t_B = \pi/4$) in the phase diagram of Fig. 1(d). Shown are results for the EA order parameter from our hybrid Monte-Carlo / tensor-network approach (symbols) for Lieb lattices of varying system sizes with open boundaries. The vertical grey line indicates our estimate of the critical point $t_c \approx 0.149\pi$ extracted from a data collapse in a window $0.1\pi \leq t_A \leq 0.2\pi$, fitting a scaling function [70] $[\langle \sigma \rangle^2] \propto L^{-\beta/\nu} f((t_A - t_c) L^{1/\nu})$.

against finite temperature originates from the gauge symmetry, analogous to the exactly solvable Mattis spin glass [58, 69] which gauge symmetrizes the frustration-free Ising ordered phase. Nevertheless, away from the limit $t_A \rightarrow \pi/4$, our state features a finite density of Ising vortices which is more non-trivial than conventional Mattis spin glasses.

Beyond the Nishimori line.— We expect the phase diagram established on the Nishimori line to be perturbatively robust, because any symmetric perturbation in the circuit away from the Nishimori line can be mapped to a local, Ising-symmetric perturbation in the corresponding classical model. For more generic (t_A, t_B) the partition function $Z_{\{s\}}$ of Eq. (10) can still be interpreted as a disordered Ising model, albeit one with imbalanced strengths, J_+ and J_- , of the ferro- and antiferromagnetic bonds signaling the breakdown of the gauge symmetry, i.e. we are moving away from the solvable line in the phase diagram of Fig. 1c (and out of the plane of the phase diagram in Fig. 1d). Indeed, while the ‘Nishimori property’ $p_{\{s\}} \propto Z_{\{s\}}$ remains, the gauge symmetry was crucial for obtaining exact results along the Nishimori line [42]. This coupling imbalance becomes particularly pronounced when one approaches the diagonal line $t_A = t_B$ in the phase diagram of Fig. 1c, where the strength of the ferromagnetic bond diverges to infinity.

For this generic scenario with two time scales (t_A, t_B) , one needs to numerically contract out the *entire* TN to calculate the disorder probability $p_{\{s\}}$. To do so, we develop a hybrid Monte-Carlo / tensor-network approach, which traces out the two degrees of freedoms in different manners: We sample the ancilla bond spins $\{s\}$ using a standard Metropolis algorithm but the weights of the importance sampling are computed by tracing out the site spins $\{\sigma\}$ via a tensor-network algorithm

(for details of the algorithm see SM [45]). Despite the considerable cost of such Monte Carlo sweeps, this treatment has the advantage that it effectively avoids the minima of the glassy landscape for the $\{\sigma\}$ spins in the presence of disorder [71].

We use this method to chart out the phase diagram in Fig. 1c by performing calculations for three scenarios: along the Nishimori line $t_B = \pi/4$ (to validate our approach), along the diagonal line $t_B = t_A$ (with maximal coupling imbalance), as well as for a case in-between with $t_B = \pi/5$. For each case, we check that our Monte Carlo samples does reproduce the correct ancillae correlations $[s]$, $[ssss]$, as well as a string correlation of ancillae connecting spins $[\langle \sigma s s \dots s s \sigma \rangle]$ [45]. Along the Nishimori line, varying the system size and analyzing the finite-size scaling of the EA order parameter as shown in Fig. 2, we can verify the existence of a true *critical point* at $t_A^c \approx 0.149\pi$, in reasonable agreement with the location of the multicritical Nishimori point established in large-scale simulations [42, 59–65] of the RBIM identifying the critical point $t_A^c \approx 0.143\pi$ and $\nu \approx 4/3$. The numerical results for the diagonal line $t_B = t_A$ and $t_B = \pi/5$ are qualitatively similar and provided in SM [45].

Experimental implementation.— Vying a potential experimental realization of our 2D cat state construction, we note that our protocol is based on two basic ingredients that are readily available in current digital quantum computing platforms: a two-body Ising evolution and selective measurements for an extensive set of ancilla qubits between every two sites. A particularly well-suited experimental platform might be IBM’s quantum computing systems [23], which arrange their superconducting transmon qubits in a heavy-hexagon lattice geometry – a honeycomb variant of the square Lieb lattice, which exhibits qualitatively similar physics as discussed above (for detailed calculations see the SM [45]). An important question is how to experimentally prove the successful preparation of a LRE state. Along the Nishimori line, a large number of distinct ancillae configurations are related by the gauge transformation such that the classical spin snapshot for one ancilla configuration can be transformed to that for another gauge equivalent configuration. For the chip sizes currently available (with up to 127 qubits), one can follow a brute-force approach to post-select [72] the same ancillae vortex configuration (which for the 18 plaquettes in the largest chip amounts to some 250,000 possible vortex configurations) so as to perform the quantum average for the site spins (e.g. to explicitly calculate the EA order parameter).

Glassy topological order.— As the 2D Ising protocol measuring domain walls generates Nishimori’s cat state with Ising vortex disorder, an analogous 3D gauge protocol that weakly measures plaquette fluxes results in a glassy Z_2 topological order [73, 74] with magnetic monopole disorder [17]. For instance, using Eq. (1) for the four-body plaquette stabilizer $\mathcal{O} = B_p$ of the toric code on the cubic lattice, results in the correlations of classical 3D Z_2 lattice gauge theory (describing the fluctuation of magnetic flux tubes). The latter is well-known to have a finite-temperature transition [75, 76] in the clean case. Our correlated disorder distribution is by construc-

tion (and like the 2D case) of Nishimori type, which allows us to directly relate the post-measurement state to the solvable line of the classical 3D random plaquette Z_2 gauge model [45]. This has an extended deconfined phase with a known transition [17, 68, 77] which, mapped to our time parametrization, occurs at $t_c \approx 0.192\pi$. For times beyond this critical threshold, we have stable topological order, which can be detected by the perimeter law scaling of the EA analogue of the Wilson loop. We note that this protocol only (weakly) measures fluxes; gauge charges remain frozen and absent at all times. See the SM for more details, in particular, how the above solvable path can be achieved using only three-body gates [45].

Outlook.— We have demonstrated that stable LRE phases (2D cat states and 3D topological order) can be realized in fixed-depth unitaries upon relaxing strong to weak measurements. The key conceptual finding is that weak measurements can effectively act as a source of thermal fluctuations and correlated disorder that conspire to yield precisely Nishimori’s critical state. Unlike deep-depth random unitary circuits which feature fluctuations in the temporal dimension, our state exhibits criticality with fluctuations solely in space, reminiscent of projected-entangled-paired-state *wavefunction deformation criticality* [52–54, 78–83] effectively tuned by a deterministic circuit.

Although the focus of the present work was on stable measurement-induced LRE, we note that our mechanism can be used more generally to prepare exotic states. For instance, while weak measurements do not produce stable LRE phases in 1D, we can efficiently prepare transitions between *distinct stable SRE phases*. Moreover, due to the absence of loops in 1D, we can even prepare *clean* transitions. As a minimal example, it is known [84–86] how a complex Ising time-evolution interpolates between the paramagnet and cluster SPT phase, with a diverging correlation length between them. Using Eq. (1), we can *deterministically* prepare this wavefunction with a *finite-time* Ising evolution. In particular, a depth-4 circuit is sufficient; see SM for details [45], where we also explain how the same principle can be used to prepare frustration-free transitions between distinct symmetry-enriched cat states in higher dimensions. More generally, it would be interesting to further explore how weak measurements can give rise to new phenomenology in monitored circuits.

We emphasize the experimental implementability of our protocol, in particular with regard to the heavy-hexagon geometry of the IBM transmon chips, which readily allows for an identification of site and bond qubits/spins and will require only a depth-3 circuit to bring Nishimori’s cat to life. Alternatively, Rydberg atom simulators are a highly tunable platform [87–89] allowing for measuring ancillas [90–92]. The Ising interactions of Rydbergs on sites and bonds of a hexagonal lattice have been argued to generate the requisite unitary evolution [18], making this a promising platform for realizing this transition. While the EA order parameter can in principle be measured in a brute-force manner for current chip sizes,

an important open question is whether post-selection can be effectively avoided, e.g., by engineering a clever decoder for reading out hidden information [93–97]. To implement a minimal instance of glassy topological order via a 3D ‘Nishimori code’, we anticipate that a two-body Ising evolution on the Raussendorf lattice [98] is sufficient to give a stable toric code phase in 3D. This should be further explored in future work (see the SM for first steps in this direction).

Note added.— Upon completion of the present manuscript, we became aware of an independent work studying extended long-range entangled phases and transitions from finite-depth unitaries and measurement, which will appear in the same arXiv posting [99].

Acknowledgments.— We thank Ehud Altman, Zhen Bi, Max Block, Michael Buchhold, Matthew Fisher, Sam Garratt, Antoine Georges, Sarang Gopalakrishnan, Wenjie Ji, Roderich Moessner, Vadim Oganesyan, Drew Potter, Miles Stoudenmire, and Sagar Vijay for insightful discussions. The Cologne group acknowledges partial funding from the Deutsche Forschungsgemeinschaft (DFG, German Research Foundation) – project grant 277146847 – through CRC network SFB/TRR 183 (projects A04, B01). RV is supported by the Harvard Quantum Initiative Postdoctoral Fellowship in Science and Engineering, and RV and AV by the Simons Collaboration on Ultra-Quantum Matter, which is a grant from the Simons Foundation (651440, AV). Part of this work was performed by RV and AV at the Aspen Center for Physics, which is supported by National Science Foundation grant PHY-1607611. NT is supported by the Walter Burke Institute for Theoretical Physics at Caltech. The numerical simulations were performed on the JUWELS cluster at the Forschungszentrum Juelich. The Flatiron Institute is a division of the Simons Foundation.

* gzhu@uni-koeln.de

- [1] S. Bravyi, M. B. Hastings, and F. Verstraete, Lieb-Robinson Bounds and the Generation of Correlations and Topological Quantum Order, *Phys. Rev. Lett.* **97**, 050401 (2006).
- [2] M. Aguado and G. Vidal, Entanglement Renormalization and Topological Order, *Phys. Rev. Lett.* **100**, 070404 (2008).
- [3] R. König, B. W. Reichardt, and G. Vidal, Exact entanglement renormalization for string-net models, *Phys. Rev. B* **79**, 195123 (2009).
- [4] X. Chen, Z.-C. Gu, and X.-G. Wen, Local unitary transformation, long-range quantum entanglement, wave function renormalization, and topological order, *Phys. Rev. B* **82**, 155138 (2010).
- [5] M. P. Zaletel and F. Pollmann, Isometric Tensor Network States in Two Dimensions, *Phys. Rev. Lett.* **124**, 037201 (2020).
- [6] T. Soejima, K. Siva, N. Bultinck, S. Chatterjee, F. Pollmann, and M. P. Zaletel, Isometric tensor network representation of string-net liquids, *Phys. Rev. B* **101**, 085117 (2020).
- [7] Y.-J. Liu, K. Shtengel, A. Smith, and F. Pollmann, Methods for simulating string-net states and anyons on a digital quantum

- computer, (2021), [arXiv:2110.02020](https://arxiv.org/abs/2110.02020).
- [8] Z.-Y. Wei, D. Malz, and J. I. Cirac, Sequential Generation of Projected Entangled-Pair States, *Phys. Rev. Lett.* **128**, 010607 (2022).
- [9] D. Gottesman, *Stabilizer Codes and Quantum Error Correction* (1997), [arXiv:quant-physics:9705052](https://arxiv.org/abs/quant-physics/9705052).
- [10] H. J. Briegel and R. Raussendorf, Persistent Entanglement in Arrays of Interacting Particles, *Phys. Rev. Lett.* **86**, 910 (2001).
- [11] R. Raussendorf, S. Bravyi, and J. Harrington, Long-range quantum entanglement in noisy cluster states, *Phys. Rev. A* **71**, 062313 (2005).
- [12] M. Aguado, G. K. Brennen, F. Verstraete, and J. I. Cirac, Creation, Manipulation, and Detection of Abelian and Non-Abelian Anyons in Optical Lattices, *Phys. Rev. Lett.* **101**, 260501 (2008).
- [13] G. K. Brennen, M. Aguado, and J. I. Cirac, Simulations of quantum double models, *New Journal of Physics* **11**, 053009 (2009).
- [14] A. Bolt, G. Duclos-Cianci, D. Poulin, and T. M. Stace, Foliated Quantum Error-Correcting Codes, *Phys. Rev. Lett.* **117**, 070501 (2016).
- [15] L. Piroli, G. Styliaris, and J. I. Cirac, Quantum Circuits Assisted by Local Operations and Classical Communication: Transformations and Phases of Matter, *Phys. Rev. Lett.* **127**, 220503 (2021).
- [16] D. Gottesman, A. Kitaev, and J. Preskill, Encoding a qubit in an oscillator, *Phys. Rev. A* **64**, 012310 (2001).
- [17] E. Dennis, A. Kitaev, A. Landahl, and J. Preskill, Topological quantum memory, *Journal of Mathematical Physics* **43**, 4452 (2002).
- [18] R. Verresen, N. Tantivasadakarn, and A. Vishwanath, Efficiently preparing Schrödinger’s cat, fractons and non-Abelian topological order in quantum devices, (2021), [arXiv:2112.03061](https://arxiv.org/abs/2112.03061).
- [19] N. Tantivasadakarn, R. Thorngren, A. Vishwanath, and R. Verresen, Long-range entanglement from measuring symmetry-protected topological phases, (2021), [arXiv:2112.01519](https://arxiv.org/abs/2112.01519).
- [20] S. Bravyi, I. Kim, A. Kliesch, and R. Koenig, Adaptive constant-depth circuits for manipulating non-abelian anyons, (2022), [arXiv:2205.01933](https://arxiv.org/abs/2205.01933).
- [21] T.-C. Lu, L. A. Lessa, I. H. Kim, and T. H. Hsieh, Measurement as a shortcut to long-range entangled quantum matter, (2022), [arXiv:2206.13527](https://arxiv.org/abs/2206.13527).
- [22] E. Altman, K. R. Brown, G. Carleo, L. D. Carr, E. Demler, C. Chin, B. DeMarco, S. E. Economou, M. A. Eriksson, K.-M. C. Fu, M. Greiner, K. R. Hazzard, R. G. Hulet, A. J. Kollár, B. L. Lev, M. D. Lukin, R. Ma, X. Mi, S. Misra, C. Monroe, K. Murch, Z. Nazario, K.-K. Ni, A. C. Potter, P. Roushan, M. Saffman, M. Schleier-Smith, I. Siddiqi, R. Simmonds, M. Singh, I. Spielman, K. Temme, D. S. Weiss, J. Vučković, V. Vuletić, J. Ye, and M. Zwierlein, Quantum simulators: Architectures and opportunities, *PRX Quantum* **2**, 017003 (2021).
- [23] A. D. Córcoles, A. Kandala, A. Javadi-Abhari, D. T. McClure, A. W. Cross, K. Temme, P. D. Nation, M. Steffen, and J. M. Gambetta, Challenges and Opportunities of Near-Term Quantum Computing Systems, *Proceedings of the IEEE* **108**, 1338 (2020).
- [24] M. P. A. Fisher, V. Khemani, A. Nahum, and S. Vijay, Random Quantum Circuits, (2022), [arXiv:2207.14280](https://arxiv.org/abs/2207.14280).
- [25] Y. Li, X. Chen, and M. P. A. Fisher, Quantum Zeno effect and the many-body entanglement transition, *Phys. Rev. B* **98**, 205136 (2018).
- [26] B. Skinner, J. Ruhman, and A. Nahum, Measurement-Induced Phase Transitions in the Dynamics of Entanglement, *Phys. Rev. X* **9**, 031009 (2019).
- [27] A. Lavasani, Y. Alavirad, and M. Barkeshli, Measurement-induced topological entanglement transitions in symmetric random quantum circuits, *Nature Physics* **17**, 342 (2021).
- [28] A. Lavasani, Y. Alavirad, and M. Barkeshli, Topological order and criticality in (2+1)D monitored random quantum circuits, *Phys. Rev. Lett.* **127**, 235701 (2021).
- [29] S. Sang and T. H. Hsieh, Measurement-protected quantum phases, *Phys. Rev. Research* **3**, 023200 (2021).
- [30] K. Klocke and M. Buchhold, Topological order and entanglement dynamics in the measurement-only XZZX quantum code, (2022), [arXiv:2204.08489](https://arxiv.org/abs/2204.08489).
- [31] A. Lavasani, Z.-X. Luo, and S. Vijay, Monitored Quantum Dynamics and the Kitaev Spin Liquid, (2022), [arXiv:2207.02877](https://arxiv.org/abs/2207.02877).
- [32] A. Sriram, T. Rakovszky, V. Khemani, and M. Ippoliti, Topology, criticality, and dynamically generated qubits in a stochastic measurement-only Kitaev model, (2022), [arXiv:2207.07096](https://arxiv.org/abs/2207.07096).
- [33] M. Sznyszewski, A. Romito, and H. Schomerus, Entanglement transition from variable-strength weak measurements, *Phys. Rev. B* **100**, 064204 (2019).
- [34] Y. Bao, S. Choi, and E. Altman, Theory of the phase transition in random unitary circuits with measurements, *Phys. Rev. B* **101**, 104301 (2020).
- [35] M. Sznyszewski, A. Romito, and H. Schomerus, Universality of Entanglement Transitions from Stroboscopic to Continuous Measurements, *Phys. Rev. Lett.* **125**, 210602 (2020).
- [36] Y. Fuji and Y. Ashida, Measurement-induced quantum criticality under continuous monitoring, *Phys. Rev. B* **102**, 054302 (2020).
- [37] S.-K. Jian, C. Liu, X. Chen, B. Swingle, and P. Zhang, Measurement-Induced Phase Transition in the Monitored Sachdev-Ye-Kitaev Model, *Phys. Rev. Lett.* **127**, 140601 (2021).
- [38] X. Turkeshi, A. Biella, R. Fazio, M. Dalmonte, and M. Schiró, Measurement-induced entanglement transitions in the quantum Ising chain: From infinite to zero clicks, *Phys. Rev. B* **103**, 224210 (2021).
- [39] A. Biella and M. Schiró, Many-Body Quantum Zeno Effect and Measurement-Induced Subradiance Transition, *Quantum* **5**, 528 (2021).
- [40] T. Müller, S. Diehl, and M. Buchhold, Measurement-Induced Dark State Phase Transitions in Long-Ranged Fermion Systems, *Phys. Rev. Lett.* **128**, 010605 (2022).
- [41] G. Kells, D. Meidan, and A. Romito, Topological transitions with continuously monitored free fermions, (2021), [arXiv:2112.09787](https://arxiv.org/abs/2112.09787).
- [42] H. Nishimori, Internal Energy, Specific Heat and Correlation Function of the Bond-Random Ising Model, *Progress of Theoretical Physics* **66**, 1169 (1981).
- [43] A. Y. Kitaev, Fault-tolerant quantum computation by anyons, *Annals of Physics* **303**, 2 (2003).
- [44] A. A. Clerk, M. H. Devoret, S. M. Girvin, F. Marquardt, and R. J. Schoelkopf, Introduction to quantum noise, measurement, and amplification, *Rev. Mod. Phys.* **82**, 1155 (2010).
- [45] See the Supplemental Material for details of our circuit model and its relation to Nishimori physics, a tensor-network representation of the monitored quantum state, numerical data on and off the Nishimori line along with details on the hybrid tensor network / Monte Carlo algorithm, a discussion of the alternative heavy-hexagon lattice geometry, and the route to

- glassy topological order in a 3D Nishimori code.
- [46] D. M. Greenberger, M. A. Horne, and A. Zeilinger, Going Beyond Bell's Theorem, in [Bell's Theorem, Quantum Theory, and Conceptions of the Universe](#) (Kluwer, 1989) pp. 69–72, [arXiv:0712.0921](#).
- [47] Y. Bao, M. Block, and E. Altman, Finite time teleportation phase transition in random quantum circuits, (2021), [arXiv:2110.06963](#).
- [48] H. Liu, T. Zhou, and X. Chen, Measurement induced entanglement transition in two dimensional shallow circuit, (2022), [arXiv:2203.07510](#).
- [49] S. J. Garratt, Z. Weinstein, and E. Altman, Measurements conspire nonlocally to restructure critical quantum states, (2022), [arXiv:2207.09476](#).
- [50] D. E. Browne, M. B. Elliott, S. T. Flammia, S. T. Merkel, A. Miyake, and A. J. Short, Phase transition of computational power in the resource states for one-way quantum computation, *New Journal of Physics* **10**, 023010 (2008).
- [51] J. C. Napp, R. L. La Placa, A. M. Dalzell, F. G. S. L. Brandão, and A. W. Harrow, Efficient Classical Simulation of Random Shallow 2D Quantum Circuits, *Phys. Rev. X* **12**, 021021 (2022).
- [52] C. L. Henley, From classical to quantum dynamics at Rokhsar–Kivelson points, *Journal of Physics: Condensed Matter* **16**, S891 (2004).
- [53] E. Ardonne, P. Fendley, and E. Fradkin, Topological order and conformal quantum critical points, *Annals of Physics* **310**, 493 (2004).
- [54] F. Verstraete, M. M. Wolf, D. Perez-Garcia, and J. I. Cirac, Criticality, the Area Law, and the Computational Power of Projected Entangled Pair States, *Phys. Rev. Lett.* **96**, 220601 (2006).
- [55] S. F. Edwards and P. W. Anderson, Theory of spin glasses, *Journal of Physics F: Metal Physics* **5**, 965 (1975).
- [56] A. Georges, D. Hansel, and P. Le Doussal, Exact properties of spin glasses. - I. 2D supersymmetry and Nishimori's result, *J. Phys. France* **46**, 1309 (1985).
- [57] A. Georges, D. Hansel, P. Le Doussal, and J.-P. Bouchaud, Exact properties of spin glasses. II. Nishimori's line : new results and physical implications, *J. Phys. France* **46**, 1827 (1985).
- [58] K. Binder and A. P. Young, Spin glasses: Experimental facts, theoretical concepts, and open questions, *Rev. Mod. Phys.* **58**, 801 (1986).
- [59] R. R. P. Singh and J. Adler, High-temperature expansion study of the Nishimori multicritical point in two and four dimensions, *Phys. Rev. B* **54**, 364 (1996).
- [60] S. Cho and M. P. A. Fisher, Criticality in the two-dimensional random-bond Ising model, *Phys. Rev. B* **55**, 1025 (1997).
- [61] N. Read and A. W. W. Ludwig, Absence of a metallic phase in random-bond Ising models in two dimensions: Applications to disordered superconductors and paired quantum Hall states, *Phys. Rev. B* **63**, 024404 (2000).
- [62] A. Honecker, M. Picco, and P. Pujol, Universality Class of the Nishimori Point in the 2D $\pm J$ Random-Bond Ising Model, *Phys. Rev. Lett.* **87**, 047201 (2001).
- [63] F. Merz and J. T. Chalker, Two-dimensional random-bond Ising model, free fermions, and the network model, *Phys. Rev. B* **65**, 054425 (2002).
- [64] C. Amoruso and A. K. Hartmann, Domain-wall energies and magnetization of the two-dimensional random-bond Ising model, *Phys. Rev. B* **70**, 134425 (2004).
- [65] P. Le Doussal and A. B. Harris, Location of the Ising Spin-Glass Multicritical Point on Nishimori's Line, *Phys. Rev. Lett.* **61**, 625 (1988).
- [66] P. Le Doussal and A. B. Harris, ϵ expansion for the Nishimori multicritical point of spin glasses, *Phys. Rev. B* **40**, 9249 (1989).
- [67] I. A. Gruzberg, N. Read, and A. W. W. Ludwig, Random-bond Ising model in two dimensions: The Nishimori line and supersymmetry, *Phys. Rev. B* **63**, 104422 (2001).
- [68] C. Wang, J. Harrington, and J. Preskill, Confinement-Higgs transition in a disordered gauge theory and the accuracy threshold for quantum memory, *Annals of Physics* **303**, 31 (2003).
- [69] D. Mattis, Solvable spin systems with random interactions, *Physics Letters A* **56**, 421 (1976).
- [70] O. Melchert, autoScale.py - A program for automatic finite-size scaling analyses: A user's guide, (2009), [arXiv:0910.5403](#).
- [71] In fact, this hybrid algorithm can be applied to more general two-dimensional measurement problems as long as the wavefunctions are within the PEPS manifold of area law entanglement entropy, and the numerical complexity remains classically tractable for shallow depth circuits [51].
- [72] J. M. Koh, S.-N. Sun, M. Motta, and A. J. Minnich, Experimental Realization of a Measurement-Induced Entanglement Phase Transition on a Superconducting Quantum Processor, (2022), [arXiv:2203.04338](#).
- [73] A. Hamma, P. Zanardi, and X.-G. Wen, String and membrane condensation on three-dimensional lattices, *Phys. Rev. B* **72**, 035307 (2005).
- [74] C. Castelnovo and C. Chamon, Topological order in a three-dimensional toric code at finite temperature, *Phys. Rev. B* **78**, 155120 (2008).
- [75] F. J. Wegner, Duality in Generalized Ising Models and Phase Transitions without Local Order Parameters, *Journal of Mathematical Physics* **12**, 2259 (1971).
- [76] J. B. Kogut, An introduction to lattice gauge theory and spin systems, *Rev. Mod. Phys.* **51**, 659 (1979).
- [77] T. Ohno, G. Arakawa, I. Ichinose, and T. Matsui, Phase structure of the random-plaquette Z_2 gauge model: accuracy threshold for a toric quantum memory, *Nuclear Physics B* **697**, 462 (2004).
- [78] C. Castelnovo, S. Trebst, and M. Troyer, Topological Order and Quantum Criticality, in [Understanding Quantum Phase Transitions](#) (Taylor & Francis, 2010) pp. 169–192, [arXiv:0912.3272](#).
- [79] N. Schuch, D. Poilblanc, J. I. Cirac, and D. Pérez-García, Topological Order in the Projected Entangled-Pair States Formalism: Transfer Operator and Boundary Hamiltonians, *Phys. Rev. Lett.* **111**, 090501 (2013).
- [80] G.-Y. Zhu and G.-M. Zhang, Gapless Coulomb State Emerging from a Self-Dual Topological Tensor-Network State, *Phys. Rev. Lett.* **122**, 176401 (2019).
- [81] W.-T. Xu, Q. Zhang, and G.-M. Zhang, Tensor Network Approach to Phase Transitions of a Non-Abelian Topological Phase, *Phys. Rev. Lett.* **124**, 130603 (2020).
- [82] Q. Zhang, W.-T. Xu, Z.-Q. Wang, and G.-M. Zhang, Non-Hermitian effects of the intrinsic signs in topologically ordered wavefunctions, *Communications Physics* **3**, 209 (2020).
- [83] G.-Y. Zhu, J.-Y. Chen, P. Ye, and S. Trebst, Topological fraction quantum phase transitions by tuning exact tensor network states, (2022), [arXiv:2203.00015](#).
- [84] M. M. Wolf, G. Ortiz, F. Verstraete, and J. I. Cirac, Quantum Phase Transitions in Matrix Product Systems, *Phys. Rev. Lett.* **97**, 110403 (2006).
- [85] A. Smith, B. Jobst, A. G. Green, and F. Pollmann, Crossing a topological phase transition with a quantum computer, *Phys.*

- Rev. Research* **4**, L022020 (2022).
- [86] N. G. Jones, J. Bibo, B. Jobst, F. Pollmann, A. Smith, and R. Verresen, Skeleton of matrix-product-state-solvable models connecting topological phases of matter, *Phys. Rev. Research* **3**, 033265 (2021).
- [87] A. Browaeys and T. Lahaye, Many-body physics with individually controlled Rydberg atoms, *Nature Physics* **16**, 132 (2020).
- [88] S. Ebadi, T. T. Wang, H. Levine, A. Keesling, G. Semeghini, A. Omran, D. Bluvstein, R. Samajdar, H. Pichler, W. W. Ho, S. Choi, S. Sachdev, M. Greiner, V. Vuletić, and M. D. Lukin, Quantum phases of matter on a 256-atom programmable quantum simulator, *Nature* **595**, 227 (2021).
- [89] P. Scholl, M. Schuler, H. J. Williams, A. A. Eberharter, D. Barredo, K.-N. Schymik, V. Lienhard, L.-P. Henry, T. C. Lang, T. Lahaye, A. M. Läuchli, and A. Browaeys, Quantum simulation of 2D antiferromagnets with hundreds of Rydberg atoms, *Nature* **595**, 233 (2021).
- [90] D. Bluvstein, H. Levine, G. Semeghini, T. T. Wang, S. Ebadi, M. Kalinowski, A. Keesling, N. Maskara, H. Pichler, M. Greiner, V. Vuletić, and M. D. Lukin, A quantum processor based on coherent transport of entangled atom arrays, *Nature (London)* **604**, 451 (2022).
- [91] K. Singh, S. Anand, A. Pocklington, J. T. Kemp, and H. Bernien, Dual-element, two-dimensional atom array with continuous-mode operation, *Phys. Rev. X* **12**, 011040 (2022).
- [92] J. T. Zhang, L. R. B. Picard, W. B. Cairncross, K. Wang, Y. Yu, F. Fang, and K.-K. Ni, An optical tweezer array of ground-state polar molecules, (2021), [arXiv:2112.00991](https://arxiv.org/abs/2112.00991).
- [93] S. Choi, Y. Bao, X.-L. Qi, and E. Altman, Quantum Error Correction in Scrambling Dynamics and Measurement-Induced Phase Transition, *Phys. Rev. Lett.* **125**, 030505 (2020).
- [94] M. J. Gullans and D. A. Huse, Dynamical Purification Phase Transition Induced by Quantum Measurements, *Phys. Rev. X* **10**, 041020 (2020).
- [95] C. Noel, P. Niroula, D. Zhu, A. Risinger, L. Egan, D. Biswas, M. Cetina, A. V. Gorshkov, M. J. Gullans, D. A. Huse, and C. Monroe, Measurement-induced quantum phases realized in a trapped-ion quantum computer, *Nature Physics* **18**, 760 (2022).
- [96] H. Dehghani, A. Lavasani, M. Hafezi, and M. J. Gullans, Neural-Network Decoders for Measurement Induced Phase Transitions, (2022), [arXiv:2204.10904](https://arxiv.org/abs/2204.10904).
- [97] F. Barratt, U. Agarwal, A. C. Potter, S. Gopalakrishnan, and R. Vasseur, Transitions in the learnability of global charges from local measurements, (2022), [arXiv:2206.12429](https://arxiv.org/abs/2206.12429).
- [98] R. Raussendorf, J. Harrington, and K. Goyal, A fault-tolerant one-way quantum computer, *Annals of Physics* **321**, 2242 (2006).
- [99] J. Y. Lee, W. Ji, Z. Bi, and M. P. A. Fisher, to appear.
- [100] <https://www.ibm.com/quantum-computing/>.
- [101] N. Tantivasadakarn, R. Thorngren, A. Vishwanath, and R. Verresen, Pivot Hamiltonians as generators of symmetry and entanglement, (2021), [arXiv:2110.07599](https://arxiv.org/abs/2110.07599).

SUPPLEMENTAL MATERIAL

In this supplemental material, we first show details of our weak measurement protocol, and then discuss the resultant correlated disorder, for which we show how the gauge symmetry emerging in a restricted perturbation line allows analytical treatment. For more general perturbation we discuss the tensor-network representation, and propose a hybrid tensor-network / Monte Carlo algorithm to perform the numerical calculations. Relatedly, we also provide numerical results for the alternative heavy-hexagon lattice geometry. In the end, we discuss the route to the 3D glassy topological order, as well as the 1D SRE phase transition.

Appendix A: Multibody measurement via ancilla

In order to realize interesting long-range-entangled (LRE) states under finite-depth circuit, we would like to measure certain stabilizers defined as multibody Pauli string operators. To achieve this by more realistic single-site measurement, we can introduce ancillae spins, which are entangled with the target spins in such a way that measuring the ancillae indirectly measures the target stabilizers. The parameter that controls the entanglement between target spins and ancillae effectively controls the strength of measurement.

First let us show the way to measure a single arbitrary Pauli string operator \mathcal{O} (satisfying $\mathcal{O}^\dagger = \mathcal{O}$, $\mathcal{O}^2 = 1$) acting on the physical spins. By preparing the ancilla spin in the x -basis, we time evolve it with the physical spins by $s^z \otimes \mathcal{O}$, after which we projectively measure the ancilla in y -basis. As a result, we get an effective non-unitary operator as follows:

$$\begin{aligned} M_s &= \langle s^y \equiv s | e^{-its^z \otimes \mathcal{O}} | +_x \rangle \\ &= \begin{cases} (1-i)(\cos t + \mathcal{O} \sin t), & s = +1 \\ (1+i)(\cos t - \mathcal{O} \sin t), & s = -1 \end{cases} \quad (6) \\ &\propto e^{\frac{1}{2}\beta s \mathcal{O}}, \end{aligned}$$

up to a phase factor, where the real evolution time is effectively transformed into an imaginary time $\beta \equiv 2 \tanh^{-1}(\tan t)$. The phase factor is fixed for each measurement outcome, and thus can be gauged away from the post-measurement wavefunction without any physical consequence. The physical meaning of the post-measurement non-unitary operator is that of a weak measurement (implemented via an imaginary time evolution), where the effective temperature tunes the strength of the measurement. At zero temperature ($\beta = \infty$), it becomes a projector for a strong measurement.

Secondly, to measure a set of (mutually commuting) $\{\mathcal{O}_j\}$ stabilizers, one can simply introduce a set of ancillae spins $\{s_j\}$ and repeatedly apply the weak measurement operator (6) for every j term to reach the manybody non-unitary operator $\exp(-\frac{1}{2}\beta \sum_j s_j \mathcal{O}_j)$, which stabilizes the stabilizer state at the limit $\beta \rightarrow \infty$. Note that this can be achieved by a *finite-depth* circuit, where the depth is bounded by the maximal number of

stabilizers that share common spin, instead of diverging with the system size.

Thirdly, let us focus on stabilizers $\{\mathcal{O}_j\}$ being purely Pauli Z strings, and apply the weak measurement for them upon a spin product state $|+\rangle$ in x -basis, which have one to one correspondence with certain classical model in the same spatial dimension analogous to the Rokhsar-Kivelson state [52–54]. Namely, we turn on the fixed-depth circuit implementing $\exp(-it \sum_j s_j^z \otimes \mathcal{O}_j)$, and then measure all the ancilla spins in y basis, which results in a post-measurement state for the target spins as follows:

$$e^{-\frac{1}{2}\beta \sum_j s_j \mathcal{O}_j} |+\rangle. \quad (7)$$

All diagonal correlations in the post-measurement state are described by the classical model capturing the fluctuation of the stabilizers [52–54]:

$$\left\| e^{-\frac{1}{2}\beta \sum_j s_j \mathcal{O}_j} |+\rangle \right\|^2 = \sum_{\{\sigma\}} e^{-\beta \sum_j s_j \mathcal{O}_j}. \quad (8)$$

Nevertheless, the multi-body unitary gate evolution may render difficulty in experiment. It is thus desirable to break such entanglers into smaller pieces while reaching the same result. For example, it can always be decomposed into two Pauli string operators \mathcal{O}_A and \mathcal{O}_B such that $\mathcal{O} = \mathcal{O}_A \mathcal{O}_B$. Then by separately entangling them with the ancilla and then measuring the ancilla, we get the effective non-unitary remnant operator parametrized by two evolution times (where for convenience we now instead measure in the x -basis, which also closely matches the cluster state set-up):

$$\begin{aligned} M_s &= \langle s^x \equiv s | e^{-is^z \otimes (t_A \mathcal{O}_A + t_B \mathcal{O}_B)} | + \rangle \\ &= \begin{cases} \cos t_A \cos t_B - \sin t_A \sin t_B \mathcal{O}, & s = +1 \\ -i \mathcal{O}_B (\cos t_A \sin t_B + \sin t_A \cos t_B \mathcal{O}), & s = -1 \end{cases} \quad (9) \\ &\propto e^{-\frac{1}{2}\beta (J_s \mathcal{O} + h s)}. \end{aligned}$$

Note that since $|i\mathcal{O}_B|^2 = 1$, it does not affect the resulting classical partition function:

$$p_{\{s\}} \equiv \|\langle \{s\} | \psi \rangle\|^2 = \langle + | M^\dagger M | + \rangle \propto \sum_{\{\sigma\}} e^{-\beta \sum_j (J_{s_j} \mathcal{O}_j + h s_j)}, \quad (10)$$

and the resultant effective couplings are determined by the measurement outcomes as follows:

$$\begin{aligned} \tanh \frac{\beta}{2} J_+ &= \tan t_A \tan t_B, \quad \tanh \frac{\beta}{2} J_- = -\tan t_A \cot t_B, \\ \beta h &= \frac{1}{2} \ln |\tan(t_A + t_B) \tan(t_A - t_B)|. \end{aligned} \quad (11)$$

This two-parameter protocol (9) contains a subspace $t_B = \pi/4$ that recovers the one-parameter protocol (6), up to a measurement outcome dependent local basis transformation. Even though the circuit is deterministic, the measurement inevitably introduces inherent randomness underlying the fundamental

quantum mechanics. We can treat the random measurement outcome of ancillae $\{s = \pm 1\}$ as a disorder sample, which compose the disorder ensemble. The probability is dictated by the Born's rule $p_{\{s\}} = \|\langle \{s\} | \psi \rangle\|^2$.

Below we apply this engineering principle to two minimal representative examples:

- **Ising protocol:** in a bipartite lattice in any dimension, we place ancillae on the bond centers, and choose $\mathcal{O}_{A(B)} = \sigma_{A(B)}^z$ for the site-A(B) sublattice, thus reaching an effective model with nearest neighbor Ising interaction $\mathcal{O} = \sigma_A^z \sigma_B^z$. Note that the Ising symmetry in the effective classical model originates from the initial state $|+\rangle$ and the measurement observable \mathcal{O} being Ising symmetric. In view of the circuit, the Ising symmetry in the post-measurement state $\prod_j \sigma_j^x \propto \prod_j \sigma_j^x \prod_l s_l^x$ can be guaranteed if the all the gates preserve the global Ising symmetry including both the spins and ancillae.
- **Ising gauge protocol:** in a hyper-cubic lattice, we place ancillae to the plaquette centers, and choose $\mathcal{O}_A = \sigma_l^z \sigma_u^z$, while $\mathcal{O}_B = \sigma_r^z \sigma_d^z$, where l, u, r, d labels the physical spins on the left, up, right, and down edge of the plaquette. In this way, we reach an effective model with plaquette Ising interaction $\mathcal{O} = \sigma_l^z \sigma_u^z \sigma_r^z \sigma_d^z$. Note that the initial state $|+\rangle$ and the measurement observable \mathcal{O} guarantees the 1-form symmetry resulting in charge-free condition, and the 2-form symmetry present in strong measurement limit is perturbatively stable.

The recipe can be applied to arbitrary dimensions, but in the following we will mainly focus on the 2D Ising protocol, while the 3D Ising gauge protocol and the 1D protocol will be discussed in the end.

Appendix B: Analytic discussions for 2D Ising protocol

In this section we focus on the 2D Ising protocol and analytically discuss the correlated disorder ensemble as well as the gauge symmetric Nishimori line.

Disorder correlation

To characterize the disorder ensemble for the 2-body Ising protocol, a central quantity is the string correlation:

$$\begin{aligned} \left[\prod_{l \in \mathcal{S}_{ij}} s_l \right] &= \langle \psi | \prod_{l \in \mathcal{S}_{ij}} s_l^x | \psi \rangle \\ &= (\cos(2t_A) \cos(2t_B))^{|S_{ij}|} + \delta_{i,j} (-\sin(2t_A) \sin(2t_B))^{|S_{ij}|}, \end{aligned} \quad (12)$$

where $[\dots]$ denotes measurement average over the measurement samples $\{s\}$; \mathcal{S}_{ij} denotes a string configuration *along the links* of the lattice terminating at site i and j ; $|S_{ij}|$ counts its length; and the $\delta_{i,j}$ in the second contribution accounts for

the correlation of the closed loop when i is the same site as j . It gives the measurement average of a single local ancilla spin:

$$[s] = \langle \psi | s^x | \psi \rangle = \cos(2t_A) \cos(2t_B). \quad (13)$$

Thus the connected correlation

$$\left[\prod_{l \in \mathcal{S}_{ij}} s_l \right] - \prod_{l \in \mathcal{S}_{ij}} [s_l] = \delta_{i,j} (-\sin(2t_A) \sin(2t_B))^{|S_{ij}|}, \quad (14)$$

is nonzero if and only if the ancillae form a *closed loop*. For example, the four ancillae surrounding a plaquette:

$$\left[\prod_{l \in \square} s_l \right] = (\cos(2t_A) \cos(2t_B))^4 + (\sin(2t_A) \sin(2t_B))^4. \quad (15)$$

The correlation vanishes in the limit $t_A = 0$ or $t_B = 0$, and becomes strongest when $t_A = t_B = \pi/4$. When an open string is decorated by site spins σ at the end points, this defines a string operator

$$\langle \psi | \sigma_i^z \left(\prod_{l \in \mathcal{S}_{ij}} s_l^x \right) \sigma_j^z | \psi \rangle = (-\sin(2t_A) \sin(2t_B))^{|S_{ij}|}, \quad (16)$$

which can be interpreted as the gauge invariant Wilson line when gauge symmetry is present, i.e. $t_{B(A)} = \pi/4$. This Wilson line is always exponential decaying whenever away from the limit $t_A = t_B = \pi/4$.

The non-local correlation derived in this section tells us that the disorder ensemble is highly correlated in general. Nevertheless, we will provide two treatments

- If the measurement is weakened along a restricted line such that gauge symmetry emerges, the disorder ensemble can be *uncorrelated* upon *gauge fixing*. Then the problem can be treated with standard disorder methods.
- For general perturbation without an apparent gauge symmetry, we can represent the probability function as a tensor-network. Then we propose a hybrid Monte Carlo / Tensor-network numerical method.

Gauge symmetric Nishimori line

In this section we focus on the line of varying t_A while fixing $t_B = \pi/4$ (or vice versa), and show the emergent Z_2 gauge symmetry as well as its consequences, and draw the connection to the classical Nishimori line in random bond Ising model upon gauge fixing.

The disorder probability function along this line is simplified to

$$p_{\{s\}} = Z_{\{s\}} \propto \sum_{\{\sigma\}} e^{-\beta \sum_{ij} s_{ij} \sigma_i \sigma_j}, \quad (17)$$

which also serves as the partition function. The classical energy is invariant under a gauge symmetry

$$\sigma'_j = \sigma_j \tau_j, \quad s'_{ij} = s_{ij} \tau_i \tau_j, \quad (18)$$

where $\{\tau_j = \pm 1\}$ specifies the Ising gauge configuration. Note that the configuration $\{s\}$ can be faithfully represented as a string configuration along the dual lattice, by interpreting $s = 1$ as the vacuum while $s = -1$ as a string segment. The open string terminates at a pair of frustrated plaquettes where $\prod_{l \in \square} s_l = -1$, which defines the Ising vortex. The vortex distribution is invariant under the gauge transformation. The vortex pairs generally have effectively attractive interaction because the open string defect generally costs energy that scales linearly with its length in the Ising model in the ordered phase.

The gauge symmetry allows us to view the dummy variable in the probability function as a gauge variable, and to avoid confusion let us relabel this dummy variable in the probability function as $\{\tau\}$, while that in the partition function as $\{\sigma\}$. Their respective roles are most transparently seen in the measurement averaged free energy by putting together the probability function and partition function:

$$\begin{aligned} F &= \sum_{\{s\}} p_{\{s\}} \ln Z_{\{s\}} \\ &= \sum_{\{s\}} \left(\sum_{\{\tau\}} e^{-\beta \sum_{ij} s_{ij} \tau_i \tau_j} \right) \ln \left(\sum_{\{\sigma\}} e^{-\beta \sum_{ij} s_{ij} \sigma_i \sigma_j} \right) \quad (19) \\ &= \sum_{\{\tau\}} \sum_{\{s'\}} e^{-\beta \sum_{ij} s'_{ij}} \ln \left(\sum_{\{\sigma'\}} e^{-\beta \sum_{ij} s'_{ij} \sigma'_i \sigma'_j} \right). \end{aligned}$$

Note the connection to Nishimori's operation in Ref. [42]: Nishimori started from the RBIM with uncorrelated disorder and performed gauge symmetrization to obtain the form $p_{\{s\}} \propto Z_{\{s\}}$, going from the bottom line to the first line in the equation above. In contrast, starting from our model we are fixing the gauge to establish its connection to the RBIM.

In this way, the measurement average for the n^{th} moment of an arbitrary correlation function can be brought to the gauge symmetrized form:

$$\begin{aligned} [\langle \sigma_i \cdots \sigma_j \rangle^n] &= \sum_{\{s\}} p_{\{s\}} \langle \sigma_i \cdots \sigma_j \rangle_{\{s\}}^n \\ &= \sum_{\{\tau\}} (\tau_i \cdots \tau_j)^n \left(\sum_{\{s'\}} e^{-\beta \sum_{ij} s'_{ij}} \langle \sigma_i \cdots \sigma_j \rangle_{\{s'\}}^n \right) \\ &\equiv \sum_{\{\tau\}} (\tau_i \cdots \tau_j)^n [\langle \sigma_i \cdots \sigma_j \rangle^n]'. \quad (20) \end{aligned}$$

where $[\dots]'$ denotes the average over an *uncorrelated* bond disorder $\{s'\}$ with probability $p_{s'=1} = 1/(1 + e^{2\beta})$ in a fixed gauge configuration, and $\sum_{\{\tau\}}$ denotes the gauge symmetrization i.e. superposition over all allowed gauge configurations. The probability function fulfils the Nishimori condition [42], which can be understood as equating the temperature of the spin with an effective "temperature" of the disorder ensemble. As a result of gauge symmetrization, the measurement average of the magnetization remains always zero:

$$[\langle \sigma \rangle] = 0. \quad (21)$$

But the EA order parameter equals the magnetization in the

RBIM along the Nishimori line

$$[\langle \sigma \rangle^2] = [\langle \sigma \rangle']^2, \quad (22)$$

which can be proved as follows

$$\begin{aligned} [\langle \sigma_j \rangle'] &\propto \sum_{\{\tau\}} \sum_{\{s'\}} e^{-\beta \sum_{ij} s'_{ij}} \langle \sigma_j \rangle_{\{s'\}} \\ &= \sum_{\{s\}} \left(\sum_{\{\tau\}} \tau_j e^{-\beta \sum_{ij} s_{ij} \tau_i \tau_j} \right) \langle \sigma_j \rangle_{\{s\}} \\ &= \sum_{\{s\}} p_{\{s\}} \langle \sigma_j \rangle_{\{s\}}^2 \\ &= [\langle \sigma_j \rangle^2]. \end{aligned}$$

Here the gauge symmetry is exploited to lift the moment of the correlation function at the Nishimori's temperature. It is straightforward to prove a similar equality between even moments and odd moments of correlation functions [42]

$$[\langle \sigma_i \cdots \sigma_j \rangle^{2n}] = [\langle \sigma_i \cdots \sigma_j \rangle^{2n-1}]'. \quad (23)$$

Combined with the gauge invariance of even moments: $[\langle \sigma_i \cdots \sigma_j \rangle^{2n}] = [\langle \sigma_i \cdots \sigma_j \rangle^{2n}]'$, one can derive $[\langle \sigma \rangle^2]' = [\langle \sigma \rangle']^2$ [42], which was a key result being used to argue that the Nishimori line of RBIM cannot pass through the conventional spin glass phase with vanishing magnetization but nonzero EA order. We emphasize that it does not contradict our glassy state satisfying $[\langle \sigma \rangle^2] \neq 0$, $[\langle \sigma \rangle] = 0$, which originates from the gauge symmetry. Moreover, away from the Nishimori line in the phase diagram of RBIM, one can still perform similar gauge trick to prove a rigorous correlation inequality between the Nishimori temperature and any other temperature, for a given probability [42]. This constrains the topology of the classical phase diagram and tells us the existence of a stable ferromagnetic phase along the Nishimori line.

Appendix C: Numerical calculations for 2D Ising protocol

Tensor-network representation of disorder probability function

For more general perturbation, let us discuss the explicit tensor-network form of the measurement-induced disorder probability function of the 2D Ising protocol, which will be used in the numerical calculation. The partition function $p_{\{s\}} = \|\langle \{s\} | \psi \rangle\|^2$ can be cast into the tensor-network formalism:

$$p_{\{s\}} = \dots \begin{array}{c} \vdots \\ s \\ \vdots \\ \begin{array}{cccc} \circ & \circ & \circ & \circ \\ | & | & | & | \\ \circ & \circ & \circ & \circ \\ | & | & | & | \\ \circ & \circ & \circ & \circ \\ | & | & | & | \\ \circ & \circ & \circ & \circ \\ \vdots & \vdots & \vdots & \vdots \end{array} \\ \vdots \end{array}, \quad (24)$$

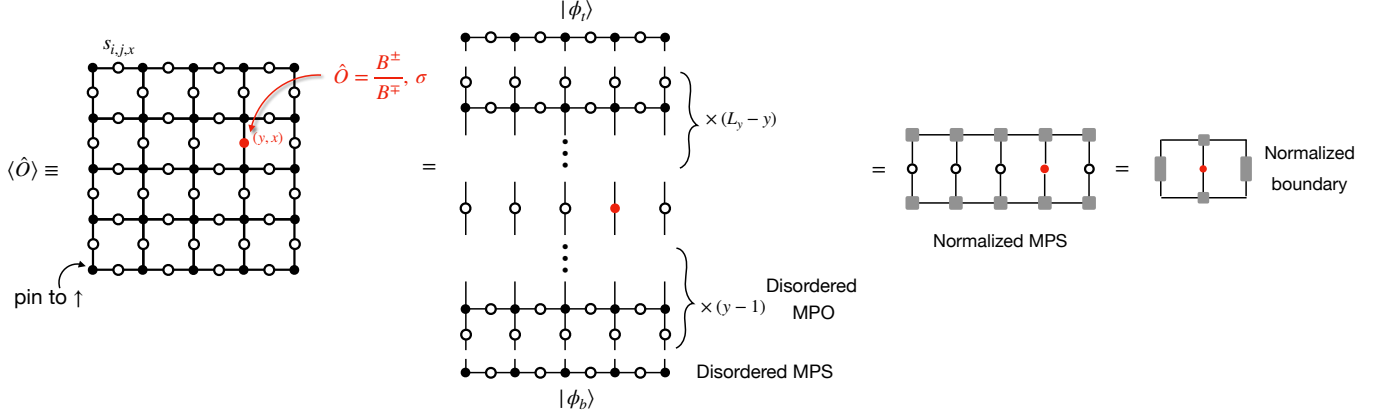


FIG. 3. **Contraction for a finite size disordered TN on Lieb square lattice using MPS techniques.** The state space of the effectively evolved MPS is composed of all contributing classical configurations in the same row.

where the solid dot on each vertex denotes a rank-4 delta type tensor $T_{l,u,r,d} = \delta_{l,u}\delta_{l,r}\delta_{l,d}$, while the hollow circle on bond denotes a bond matrix B^s determined by $s = \pm 1$:

$$\begin{aligned} B^+ &= \begin{pmatrix} \cos(t_A + t_B)^2 & \cos(t_A - t_B)^2 \\ \cos(t_A - t_B)^2 & \cos(t_A + t_B)^2 \end{pmatrix}, \\ B^- &= \begin{pmatrix} \sin(t_A + t_B)^2 & \sin(t_A - t_B)^2 \\ \sin(t_A - t_B)^2 & \sin(t_A + t_B)^2 \end{pmatrix}. \end{aligned} \quad (25)$$

The matrix elements can be derived from fixing a classical configuration for the site spin and extract the components of the bond acilla spin in x basis. Notice that the tensor-network representation for the classical Ising model (in arbitrary dimension) has the same structure with the bond matrix expressing the Ising interaction:

$$\begin{pmatrix} e^{-\beta J_l} & e^{\beta J_l} \\ e^{\beta J_l} & e^{-\beta J_l} \end{pmatrix},$$

where J_l is the bond dependent Ising interaction strength. One can then check that swapping $t_A \leftrightarrow t_B$ leaves the tensor invariant, and a transformation $t_A \rightarrow -t_A$ is equivalent to flipping one site sublattice spins, while a transformation $t_A \rightarrow t_A + \pi/2$ is equivalent to flipping all the bond spins. They all leave the measurement averaged results invariant, and the whole phase diagram in the main text can be deduced, e.g., from the corner region $0 \leq t_A \leq t_B \leq \pi/4$.

Moreover, the above tensor-network construction can be generalized to any bipartite lattice in any dimension, keeping the same bond matrix and extending the site delta tensor to include more legs.

Hybrid Monte Carlo / tensor network algorithm

With the TN expression at hand, here we explain in details our hybrid Monte Carlo / tensor network algorithm designed for sampling the post-measurement 2D PEPS wavefunction.

The numerical algorithm is as follows: (i) We initialize a (uniform or fully random or random but flux-free) bond spin configuration $\{s\}$. (ii) As in the standard Metropolis algorithm, in each Monte Carlo step, we propose a local flip $s'_l = -s_l$ at a randomly chosen bond spin, with an acceptance probability $\min\{p_{\{s'\}}/p_{\{s\}}, 1\}$. (iii) The relative probability $p_{\{s'\}}/p_{\{s\}}$ is the ratio between two classical TNs that share the same bond disorder except at the proposed spin-flip bond. Therefore we can contract out the entire finite size TN except the target bond, using the standard density matrix compression algorithm. In this way, the effective *normalized* environment for this bond spin is obtained. The physical observable, either the relative probability, or the magnetization can be inserted to the bond before the final contraction for a number. (iv) After each Monte Carlo sweep (one step per bond spin), we measure our bond spin sample, and also use the same TN contraction scheme to measure the magnetization of the central site spin. (v) Finally, we collect many independent Markov chains initiating from independent random configurations, discarding the data until equilibration time, and perform binning analysis (implemented with Julia package BinningAnalysis.jl) to perform the statistical average for all the physical observables $[\langle \dots \rangle]$.

The detailed TN contraction scheme for the square lattice is as follows: (i) We start from the bottom boundary row and construct an MPS out of local rank-3 tensors $|\phi_b\rangle$ as shown in Fig. 3. (ii) Construct the transfer matrix MPOs out of the local rank-4 tensors in the next rows, which are used to update the boundary MPS consecutively, where the virtual bond is truncated with error tolerance e.g. 10^{-10} . (iii) Perform the same MPS evolution for the top boundary in the reverse direction $|\phi_t\rangle$, until we get two MPSs from bottom and top, respectively, which sandwich the target y -bond at (x, y) location, see Fig. 3. (iv) Insert physical observables into the target bond and contract it out with the top and bottom MPSs $\langle \psi_t | \hat{O} | \phi_b \rangle$.

A few remarks: (i) The state space of the MPS is the possible classical configurations at the boundary. (ii) A pinning field at the lattice boundary corner can be applied to the ini-

tial boundary MPS. (iii) The MPO is generally not a unitary operator, and therefore the evolved boundary MPS could lie in an area law low entangled space [51], such that our algorithm can be applied to very large system sizes. (iv) The physical meaning of the norm of the MPS evolved by many layers of MPO is related to the partition function of the 2D classical model, which is expected to decay exponentially with the system size $\propto e^{-L^2}$ for a finite free energy density. Therefore, renormalization in each step is indispensable, analogous to generic transfer matrix methods for disorder problem. (v) In our problem, when $(t_A, t_B) \rightarrow (\pi/4, \pi/4)$, the effective energy landscape for the bond spin consists of extensive number of disconnected valleys, which correspond to different loop configurations and are related to each other by gauge transformation.

Numerical results for the Nishimori line

While the finite-size-scaling for the Nishimori line has been shown in the main text, here we present all the complementary observables for the fixed finite size $L = 24$.

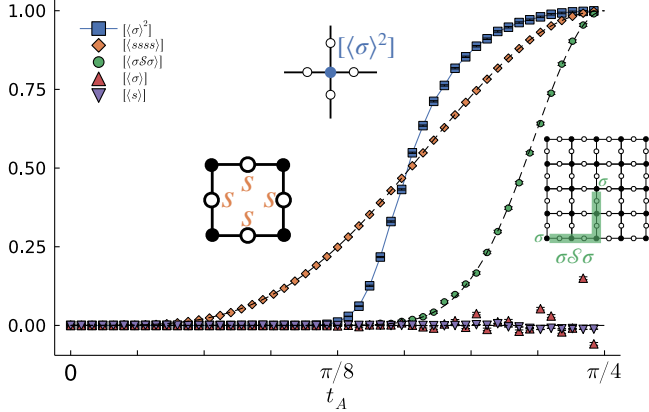


FIG. 4. **Transition from SRE to LRE states after finite evolution time along the Nishimori line** ($t_A, t_B = \pi/4$) in the phase diagram of Fig. 1(d). Shown are results from our hybrid Monte-Carlo / tensor-network approach (symbols) for a 24×24 Lieb lattice with open boundaries, compared to analytical predictions (dashed lines). The EA order parameter $[\langle \sigma^2 \rangle]$ for the site spins signals the onset of LRE / spin glass order. The bond-spin observables $[\langle s \rangle]$, $[\langle ssss \rangle]$ indicate a vanishing average local magnetization and a plaquette Wilson loop in agreement with our analytical expectation (dashed lines) for the measurement outcomes obtained in our numerical approach. The orange dashed line indicates the analytical value $\sin(2t_A)^4$ for plaquette Wilson loop, while the green dashed line indicates $\sin(2t_A)^L$ for a Wilson line operator, which is schematically shown in inset. Note that the bottom left corner spin is pinned in our calculations.

In Fig. 4 we show numerical results along the Nishimori line ($t_B = \pi/4$) for fixed linear system size $L = 24$ and open (free) boundary conditions, a case which can be directly compared to the RBIM. Firstly, we find an ancilla bond spin magnetization $[s] \approx 0$, which validates that our Monte Carlo

sampling indeed reproduces the vanishing local expectation of ancilla bond spins, while simultaneously observing a finite density of π -fluxes that frustrate the site spins, with measurements of the gauge invariant plaquette Wilson loop being quantitatively consistent with the analytical derivation from Eq. (2), i.e. $[ssss] = \sin(2t_A)^4$. Secondly, the gauge invariant open Wilson line, a collective correlation between the site spins and bond spins (illustrated in the inset), is also consistent with our analytical expectation $[\langle \sigma s \dots s \sigma \rangle] = \sin(2t_A)^L$, where L is the length of the line. Thirdly, the EA order parameter $[\langle \sigma^2 \rangle]$ turns non-zero for an intermediate value $t_A < \pi/4$, while $[\langle \sigma \rangle] \approx 0$, though some visible fluctuations arise for this gauge-sensitive observable for large t_A . These numerical fluctuations arise due to the fact that when $(t_A, t_B) \rightarrow (\pi/4, \pi/4)$, different gauge-equivalent loop configurations become disconnected deep valleys not connected by local ancilla bond spin flips, and therefore our Monte Carlo samples tend to get trapped in some gauge minima. Note that this insufficiency leads to fluctuations only for the gauge-dependent observables. One can always replicate the Monte Carlo samples and perform a further gauge symmetrization to smoothen out the gauge-dependent observables to zero.

Numerical results beyond the Nishimori line

Going beyond the analytically tractable, gauge-symmetric Nishimori line we show explicit numerical results from our hybrid TN/Monte Carlo approach for the two alternate couplings discussed in the main text, i.e. for $t_B = t_A$ with maximal coupling imbalance which corresponds to the diagonal line in the phase diagram of Fig. 1(d), as well as for a case in-between with $t_B = \pi/5$. Our numerical results for these two settings are presented in Figs. 5 and 6, respectively. The results mirror the plots showing results for the gauge-symmetric case, $t_B = \pi/4$, shown in Figs. 4 and 2 of the main text. Note that for the horizontal cut in Fig. 6, which does not include the origin, the EA order parameter saturates slightly below 1 (as it would in the vicinity of the origin); similar deviations from their maximal values are also seen for other observables.

The finite-size scaling analysis, shown in the right panels of Figs. 5 and 6, provides estimates for the critical point and exponents as summarized in Table I below.

TABLE I. **Phase boundary points** for square lattice obtained from numerical calculations.

t_B	t_A^c	ν	β
$\pi/4$	0.149π	1.4	0.36
$\pi/5$	0.151π	1.5	0.39
t_A	0.168π	1.7	0.31

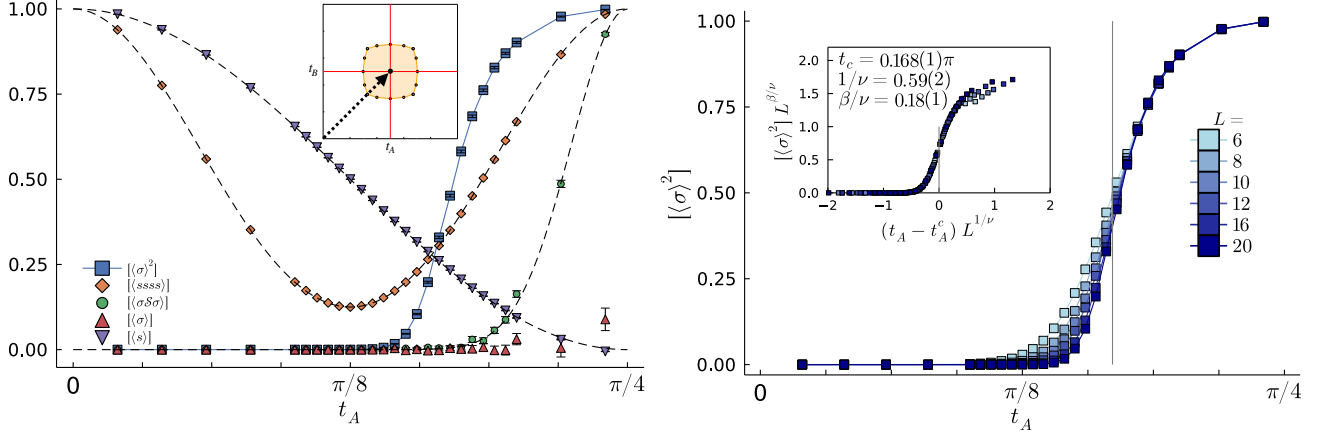


FIG. 5. **Transition from SRE to LRE for maximal coupling imbalance along diagonal cut $t_B = t_A$.** (a) The left panel shows, in analogy to Fig. 4, several observables for a fixed system size $L = 20$, with symbols indicating numerical data and the dashed lines show the analytical expectations. The inset shows the line cut through the 2D phase diagram. (b) The right panel shows finite-size scaling of the EA order parameter, in analogy to Fig. 2 of the main text, including an inset showing a data collapse of the data within the window $0.1\pi \leq t_A \leq 0.2\pi$. The finite size scaling fitting is performed using autoScale.py [70], and the fitting exponents are shown in the figure.

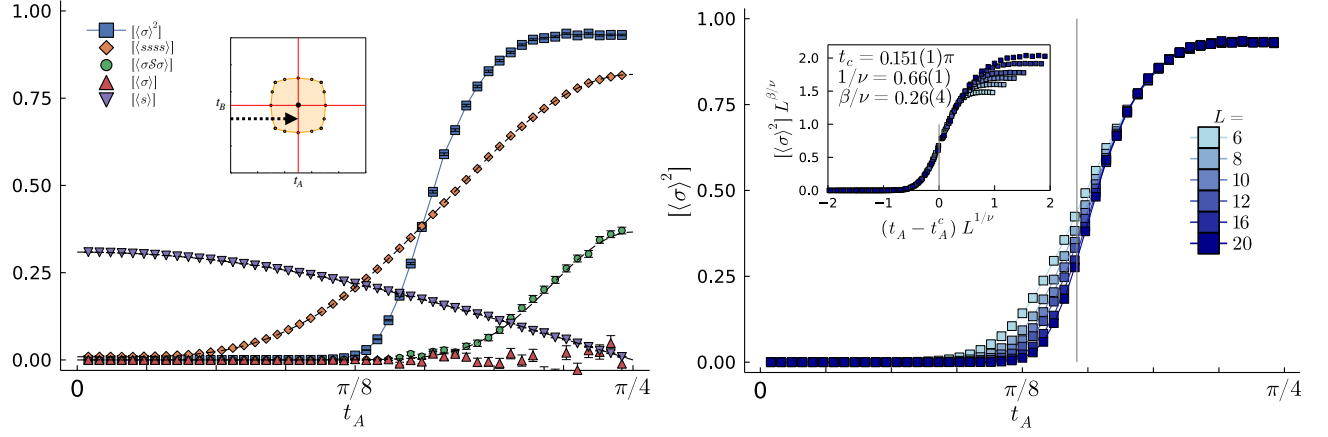


FIG. 6. **Transition from SRE to LRE for imbalanced couplings along horizontal cut for $t_B = \pi/5$.** Same as Fig. 5 but for the indicated horizontal cut.

Technical details

On a technical level, our simulations here are done for a square Lieb lattice with open (free) boundary conditions and equal linear size $L_x = L_y = L$ with total number of spins $N = 3L^2 + 4L + 1$ for $L = 6, 8, \dots, 20$, i.e. the largest system has $N = 20 \times 20 \times 3 + 81 = 1,281$ spins.

The TN contraction has been performed with MPS evolution under row transfer matrix, where the MPS in each step is truncated with a 10^{-10} cutoff in the density matrix eigenvalues as in standard DMRG calculation (details explained in previous algorithm section). For the Monte Carlo sampling, we have simulated 11 independent Markov chains initiated from a random-bond but flux-free configurations (bonds at all rows and the first column are random), up to 10,000 sweeps (flips per bond) for $L \leq 10$, 5,000 sweeps for $L = 12$,

3,000 sweeps for $L = 16$, and 1,000 sweeps for $L = 20$. For every Markov chain, the data during the first one tenth of the sweeps are discarded, while the rest are treated as equilibrium ensemble and analyzed using a binning analysis for statistical averages.

Appendix D: Numerical results for IBM's heavy-hexagon geometry

In the current incarnation of its transmon-based quantum computing devices that IBM deploys in its cloud access program [100], the underlying lattice geometry of the transmon qubits is a heavy-hexagon lattice – a lattice geometry that can

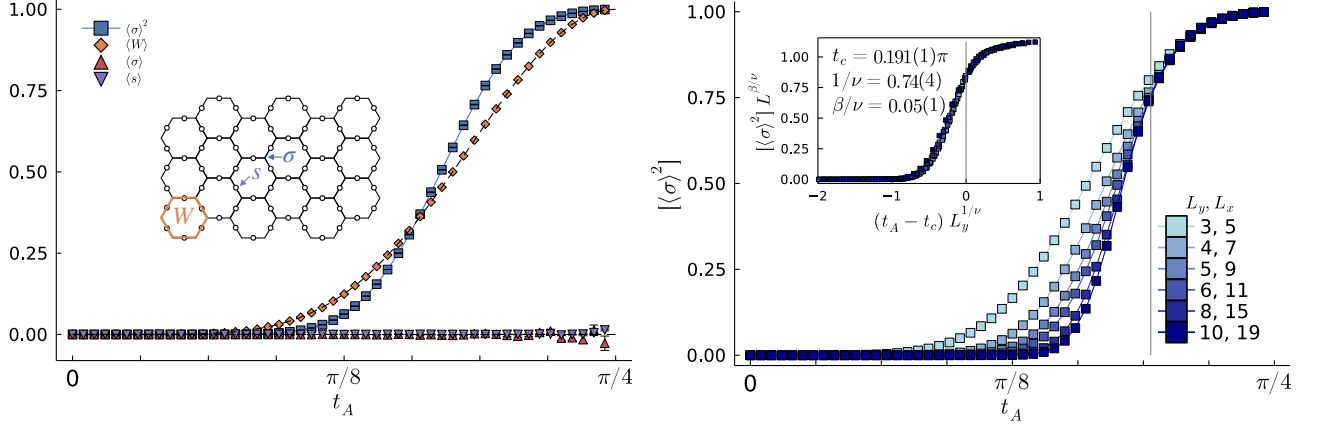


FIG. 7. **Transition from SRE to LRE for the gauge-symmetric model ($t_B = \pi/4$) on the heavy-hexagon lattice.** (a) The left panel shows, in analogy to Fig. 4 of the main text, several observables for a fixed 4×7 system size, with symbols indicating numerical data and the dashed lines show the analytical expectations. (b) The right panel shows finite-size scaling of the EA order parameter, in analogy to Fig. 2 of the main text, including an inset showing a data collapse of the data within the window $0.1\pi \leq t_A \leq 0.22\pi$.

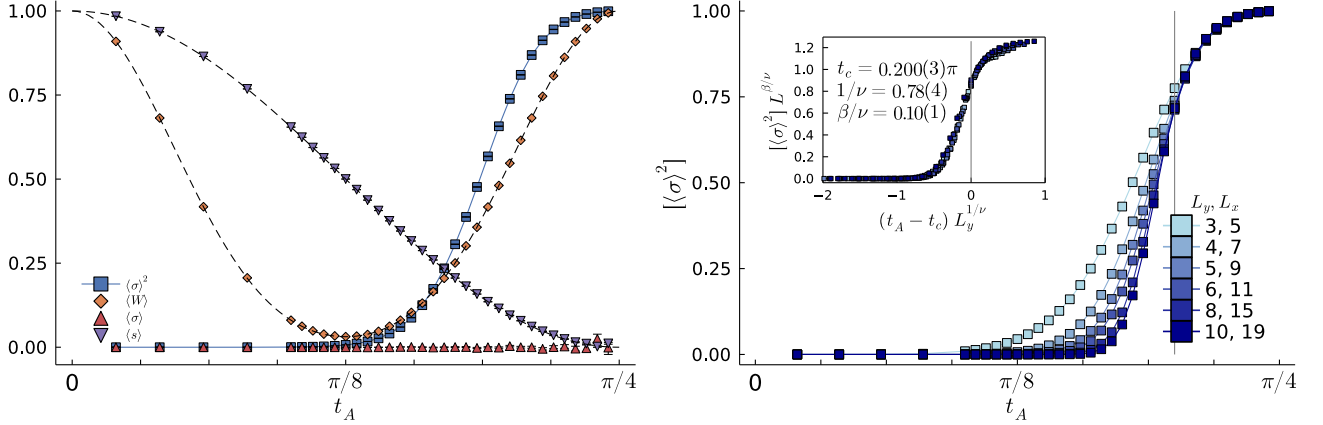


FIG. 8. **Transition from SRE to LRE for the maximally imbalanced model ($t_B = t_A$) on the heavy-hexagon lattice.** Same as Fig. 7 but for the indicated diagonal cut.

be conceptualized as a honeycomb lattice whose bonds have been decorated with an additional site, i.e. a honeycomb variant of the square Lieb lattice discussed in the main text.

In order to provide quantitative guidance, we have redone some of our principal calculations for this heavy-hexagon lattice geometry. Figs. 7 and 8 provide information for the transition from SRE to LRE states for the gauge-symmetry and maximally imbalanced model, i.e. for the horizontal/vertical and diagonal cuts of our principal phase diagram in Fig. 1(d). In comparison to the square Lieb lattice, we see a slight shift of the critical point to higher values, indicating a somewhat smaller extend of the LRE phase for this lattice geometry. Otherwise our results remain basically unaltered as expected by universality arguments.

Technical details

On a technical level, our simulations here are done for heavy-hexagon lattices with open (free) boundary conditions and spatial dimensions $L_y \times (L_x = 2L_y - 1)$ with $L_y = 3, 4, 5, 6, 8, 10$. The total number of bonds are $3L_x L_y - L_x - L_y - 2$ and the total number of sites are $2L_y L_x - 2$, and thus the total number of spins are $N = 5L_x L_y - L_x - L_y - 4$. The largest system size thus has $N = 5 \times 19 \times 10 - 19 - 10 - 4 = 917$ spins. In particular, $L_y = 4, L_x = 7$ corresponds to $N = 125$, which are the IBM 127 qubits quantum computing system [100] when two dangling qubits at top left and bottom right are pinned.

The TN contraction has been performed with an MPS cutoff of 10^{-10} . For the Monte Carlo sampling, we have run 23 independent Markov chains with 10,000 sweeps for $L_y = 3, 4, 5, 6$ and 6,000 sweeps for $L_y = 8$ and 4,000 sweeps for $L_y = 10$, where the first one tenth of the sweeps are discarded for equilibration ensemble average.

Appendix E: Glassy topological order: 3D toric code on the Nishimori line

In this section we discuss in details the three-body gate protocol to realize the 3D glassy Z_2 topological order. A brief discussion for the two-body gate protocol will be appended in the end.

3-body gate protocol

Consider a 3D cubic lattice, with target physical spins on the bond centers and ancilla spins at the plaquette centers. For each plaquette we label the four spins by l, u, r, d in the meaning of left, up, right, and down. We can take Eq. (9) with $\mathcal{O}_A = \sigma_l^z \sigma_u^z$ while $\mathcal{O}_B = \sigma_r^z \sigma_d^z$, as in Fig. 9a. After measuring ancilla spins in x basis, the state is

$$\langle \{s_q\} | \psi \rangle \propto e^{-\frac{\beta}{2} \sum_q (J_{s_q} W_q + h s_q)} | + \rangle, \quad (26)$$

which satisfies $\prod_{l \in \star} \sigma_l^x = 1$ indicating the electric charge is frozen. At the strong measurement fixed point $t_A = t_B = \pi/4$, $\beta = +\infty$, $W_q = \prod_{l \in \partial q} \sigma_l^z = -s_q$, which corresponds to a topological toric code eigen-state with a static magnetic flux tube defect penetrating those plaquettes satisfying $s_q = 1$. Away from the fixed point, two physical ingredients start to play their roles: (i) the fluctuation of magnetic flux; (ii) the disorder with nonzero density of magnetic monopoles (in the cubic centers). To understand the phase transition, the model can be mapped to the classical 3D plaquette Ising gauge model [75] with disordered plaquette interaction:

$$p_{\{s_q\}} = \|\langle \{s_q\} | \psi \rangle\|^2 = \sum_{\{\sigma\}} e^{-\beta \sum_q (J_{s_q} W_q + h s_q)}, \quad (27)$$

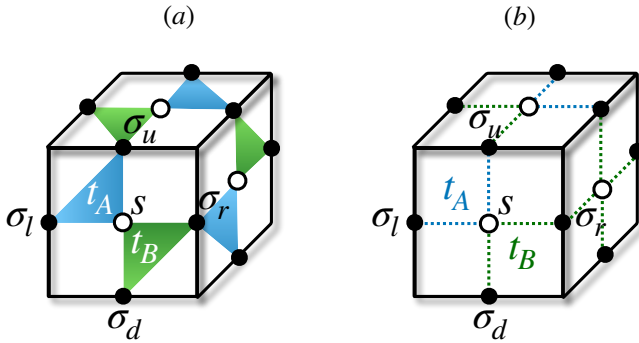


FIG. 9. **Protocols for preparing glassy toric code in 3D cubic lattice.** Target spins are placed on bond centers, while ancilla spins are placed on plaquette centers, which are measured in x direction after the unitary entangling operation. (a) A 3-body gate protocol: the four spins surrounding a given plaquette are grouped into two pairs, which are entangled with the ancilla by ZZZ gate evolution separately. (b) A 2-body gate protocol: the four spins surrounding a given plaquette are entangled with the ancilla by ZZ gate evolution separately.

where q labels the plaquette, J_{\pm} and h are the same as defined before. The disorder probability is the same as the partition function. Here the disorder correlation is nonzero if and only if the ancillae on the plaquette centers form a *closed surface*. Namely, the single ancilla measurement average becomes $[s] = \cos(2t_A) \cos(2t_B)$, while the six ancillae spins surrounding a cube exhibit:

$$\begin{aligned} [\prod_{q \in \partial \square} s_q] &= \langle \psi | \prod_{q \in \partial \square} s_q^x | \psi \rangle \\ &= \cos^6(2t_A) \cos^6(2t_B) + \sin^6(2t_A) \sin^6(2t_B), \end{aligned} \quad (28)$$

which determines the disorder monopole density.

Analogous to the Ising protocol, the line $t_B = \pi/4$ is mapped to the standard random plaquette Ising gauge model (RPGM) [17, 68, 77] with gauge symmetric disorder ensemble: same probability for any two disorder plaquette configurations that share common monopole distribution, related by a modified gauge symmetry $\{\tau_l = \pm 1\}$:

$$\sigma'_l = \sigma_l \tau_l, \quad s'_q = s_q \prod_{l \in \partial q} \tau_l. \quad (29)$$

As a sanity check, along the Nishimori line the monopole density can be deduced from the uncorrelated flux disorder:

$$[\prod_{q \in \partial \square} s_q] = \prod_{q \in \partial \square} [s'_q]' = \sin^6(2t_A).$$

It was found that the monopole disorder does not destroy the topological ordered phase immediately, which spans a finite phase region beyond the strong measurement limit, until a critical point which was analytically proved to be *finite* [68] and numerically found to be $p_{s^c_{t=1}} \approx 0.033$ [77] i.e. $t_A^c \approx 0.192\pi$. When $t_A > t_A^c$, the magnetic flux fluctuation is prohibited corresponding to the deconfined topological ordered phase. Analogous to the spin glass, the linear Wilson loop always vanishes under symmetric disorder average, while its second moment, an EA analogue of Wilson loop becomes perimeter-law scaling in the ordered phase.

$$[\langle \prod_{q \in A} W_q \rangle] = 0, \quad [\langle \prod_{q \in A} W_q \rangle^2] \propto e^{-|\partial A|/\xi}, \quad (30)$$

where A is an arbitrary surface, $|\partial A|$ denotes its perimeter, and ξ is a nonuniversal lengthscale.

2-body gate protocol

Since the implementation of a three-body ZZZ evolution might be difficult to realize in experimental settings, we propose an alternate two-body Ising evolution protocol, simply by further decomposing the ZZZ evolution into two Ising evolutions, as shown in Fig. 9b. Then the post-measurement effective non-unitary operator becomes

$$\begin{aligned}
M_s &= \langle s^x = s |_s e^{-is^z(t_A(\sigma_l^z + \sigma_u^z) + t_B(\sigma_r^z + \sigma_d^z))} |+_s \rangle \\
&= \cos^2 t_A \cos^2 t_B \times \\
&\begin{cases} 1 + \tan^2 t_A \tan^2 t_B W - (\tan^2 t_A \sigma_l^z \sigma_u^z + \tan^2 t_B \sigma_r^z \sigma_d^z + \tan t_A \tan t_B (\sigma_l^z + \sigma_u^z)(\sigma_r^z + \sigma_d^z)), & s = +1 \\ -i(\tan t_A (\sigma_l^z + \sigma_u^z) + \tan t_B (\sigma_r^z + \sigma_d^z)) - \tan t_A \tan^2 t_B W (\sigma_l^z + \sigma_u^z) - \tan^2 t_A \tan t_B W (\sigma_r^z + \sigma_d^z), & s = -1 \end{cases} \quad (31)
\end{aligned}$$

The fact that multiple terms are connected with the ancilla separately leads to multiple polynomial terms for the non-unitary operator, more complicated than the two-term protocol we discussed above. Nevertheless, at the strong measurement fixed point $t_A = t_B = \pi/4$, $\tan t_A = \tan t_B = 1$, the above equation simplifies into

$$M_s(t = \frac{\pi}{4}) = \frac{1}{4} \begin{cases} 2(1+W)(-1)^{\delta_{\sigma_l^z + \sigma_u^z + \sigma_r^z + \sigma_d^z, \pm 4}}, & s = +1 \\ -i(1-W)(\sigma_l^z + \sigma_u^z + \sigma_r^z + \sigma_d^z), & s = -1 \end{cases} \quad (32)$$

which projects out the same toric code eigenstate up to a prefactor

$$\prod_q M_{s_q}(t = \frac{\pi}{4}) |+_s \rangle \propto \prod_q \frac{1 \pm W_q}{2} |+_s \rangle. \quad (33)$$

Namely, the charge is frozen because $\prod_{l \in \star} \sigma_l^x = 1$; the measurement outcomes determine the static magnetic flux configuration, either expelled or occupied, because $W_q = s_q$. Away from the strong measurement limit, the diagonal correlation is fully described by the effective classical model defined by Boltzmann weight $M^\dagger M$, which would include not only the plaquette interaction W but also the nearest neighbor and next nearest neighbor two-body interactions. On the physical level, these two-body Ising interactions fluctuate the electric charge pairs. A detailed study of the phase transition of such model is beyond the scope of our current work. Nevertheless, in the perturbative regime, the topological order established at strong disorder limit could be robust against such short-ranged interactions.

Appendix F: Absence of stable LRE in 1D

For 1D lattice, there is no loop, and the probability function can be analytically factorized in the domain wall basis $\mu_i \equiv \sigma_i \sigma_{i+1}$:

$$\begin{aligned}
p_{\{s\}} &= \|\langle \{s\} | \psi \rangle\|^2 \propto \sum_{\{\sigma\}} e^{-\beta \sum_i (J_{s_i} \sigma_i \sigma_{i+1} + h s_i)} \\
&\propto \prod_i \sum_{\mu_i = \pm 1} e^{-\beta (J_{s_i} \mu_i + h s_i)},
\end{aligned}$$

from which one can derive the *uncorrelated* normalized probability of a single bond spin:

$$p_{s=1} = \frac{1 + \cos(2t_A) \cos(2t_B)}{2}, \quad (34)$$

In the following we analytically derive the EA order parameter for finite system size. Consider a 1D chain with L number of bonds in open boundary condition, and fix the leftmost site spin at site $i = 0$ to be \uparrow , thus $\sigma_{L/2} = \prod_{i \leq L/2} \mu_i$, and there is a one-to-one correspondence between the site spin and domain wall configurations: $\sum_{\{\sigma\}} \dots = \sum_{\{\mu\}} \dots$. In a random bond configuration $\{s_i\}$, the magnetization of the site spin at the central site $i = L/2$ can be derived by integrating out the domain walls:

$$\begin{aligned}
\langle \sigma \rangle_{\{s\}} &= \frac{1}{Z} \sum_{\{\sigma\}} e^{-\beta \sum_i J_{s_i} \sigma_i \sigma_{i+1}} \sigma_{L/2} \\
&= \frac{\prod_{i \leq L/2} \sum_{\mu_i = \pm 1} e^{-\beta J_{s_i} \mu_i}}{\prod_{i \leq L/2} \sum_{\mu_i = \pm 1} e^{-\beta J_{s_i} \mu_i}} \\
&= \prod_{i \leq L/2} \tanh(-\beta J_{s_i}).
\end{aligned} \quad (35)$$

Recall that $\tanh(\beta J_{\pm}) = \sin(2t_A) \sin(2t_B) / (\pm 1 + \cos(2t_A) \cos(2t_B))$, and when $t_B = \pi/4$, this reduces to $\pm \sin(2t_A)$. Then we can combine this with the factorized probability function to obtain the measurement averaged EA order parameter:

$$\begin{aligned}
[\langle \sigma \rangle^2] &= \sum_{\{s\}} p_{\{s\}} \langle \sigma \rangle_{\{s\}}^2 \\
&= \left(\sum_{s=\pm 1} p_s \tanh(\beta J_s) \right)^{L/2} \\
&= \left(\frac{\sin(2t_A)^2 \sin(2t_B)^2}{1 - \cos(2t_A)^2 \cos(2t_B)^2} \right)^{L/2}.
\end{aligned} \quad (36)$$

Check that when $t_B = \pi/4$, we have

$$[\langle \sigma \rangle^2] = \sin(2t_A)^L, \quad (37)$$

which determines the correlation length $\xi = -\frac{1}{\ln \sin(2t_A)}$ that diverges only when approaching $t_A = \pi/4$. And when $t_B = t_A = t$, we have

$$[\langle \sigma \rangle^2] = \left(\frac{\sin(2t)^4}{1 - \cos(2t)^4} \right)^{L/2}, \quad (38)$$

where the correlation length again diverges only when approaching $t = \pi/4$.

Numerical confirmation

As a sanity check, we perform the same numerical calculations, where the sampling is reduced to uncorrelated sampling,

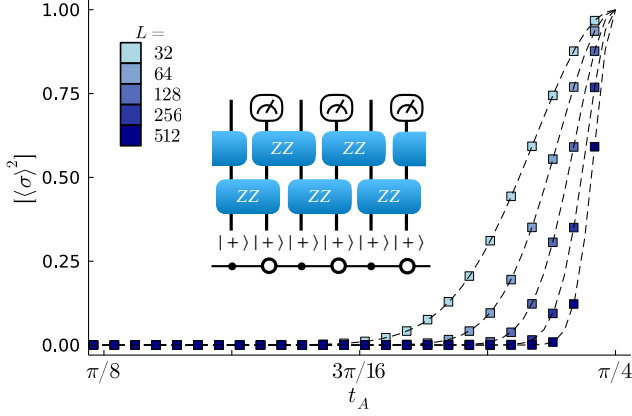


FIG. 10. **1D numerical results** for $t_B = t_A$ and varying finite system sizes. The inset schematically illustrates the circuit of Ising (ZZ) evolution organized in a brickwall pattern, where every other qubits are measured in s^x -basis afterwards. The post-measurement circuit, folded with its conjugate counterpart, can be compressed into a chain of random 2-by-2 transfer matrices along the space dimension, schematically shown beneath the circuit. By contracting out the transfer matrices one obtains a sample-dependent magnetization. The square markers in the main plot are averaged over 1000 random, uncorrelated samples of the bond spins. The dashed lines denote the analytical scaling form of Eq. (38).

and the contraction of classical TN reduces to taking product of dimension-2 transfer matrices along the chain. As shown in Fig. 10, the numerical data (denoted by square markers) perfectly agrees with the analytically derived finite-size scaling form (denoted by the dashed line).

Appendix G: Preparing frustration-free transitions

1D SRE phase transition

While the 1D case does not give rise to a stable LRE phase, we can still prepare a transition between two extended SRE phases. In particular, let us consider the following wavefunction which is a phase transition between 1D paramagnet ($-1 < \lambda < 1$) and a 1D SPT phase protected by the \mathbb{Z}_2^T symmetry $\prod_n \sigma_n^x K$ ($|\lambda| > 1$) [86]:

$$|\psi(\lambda)\rangle = \exp\left(-\frac{1}{2}\text{arctanh}(\lambda)\sum_n \sigma_n^z \sigma_{n+1}^z\right)|+_x\rangle^{\otimes N}. \quad (39)$$

As one approaches the transition points at $\lambda = \pm 1$, the correlation length blows up as $\xi \sim \frac{1}{|1-\lambda|}$; at $\lambda = \pm 1$ the state is a cat state with $\xi = \infty$. Indeed, these transitions are effectively the zero-temperature transition of the classical Ising chain. More-

over, we point out that $|\psi(\lambda)\rangle$ is the ground state of

$$H = \sum_n \left((1-a)^2 \sigma_n^x - a^2 \sigma_{n-1}^z \sigma_n^x \sigma_{n+1}^z - 2a(1-a) \sigma_n^z \sigma_{n+1}^z \right), \quad (40)$$

with $a = \frac{\lambda}{1+\lambda}$, i.e., $\lambda = \frac{a}{1-a}$.

This transition has been implemented before on a quantum computer using a unitary circuit [85], which requires a depth scaling linearly with system size. Here we point out that Eq. (39) can be implemented with a finite-depth circuit and single-site measurements. Let us first consider $|\lambda| \leq 1$, such that $\text{arctanh}(\lambda)$ is real; we can interpret it as an effective inverse temperature $\beta = \text{arctanh}(\lambda) = \frac{1}{2} \ln \left| \frac{1+\lambda}{1-\lambda} \right|$. As we have already discussed, we can implement this imaginary Ising time-evolution using a depth-2 circuit on a chain and measuring ancillae. If $|\lambda| > 1$, then

$$\text{arctanh}(\lambda) = \frac{1}{2} \ln \left| \frac{1+\lambda}{1-\lambda} \right| - \text{sign}(\lambda) \frac{i\pi}{2}. \quad (41)$$

Hence, for $|\lambda| > 1$, the complex evolution in Eq. (39) consists of the imaginary Ising time evolution, as well as a unitary time-evolution coinciding with the cluster SPT entangler. Thus, the state for $|\lambda| > 1$ can be prepared with a depth-4 unitary circuit, and a layer of single site measurement. Note that for any value of λ , we can always correct for the measurement outcomes with a single unitary feedback layer of spin flips, due to the absence of loops in 1D. In conclusion, we can exactly prepare Eq. (39) with a finite-time protocol (by correcting for any measurement outcome due to the absence of frustration), independent of system size.

LRE-to-LRE transition in any dimension

Consider an arbitrary graph. We consider a family of states interpolating between the XX ferromagnet ($0 \leq \lambda < 1$) and YY ferromagnet ($\lambda > 1$), which realize distinct LRE phases in the presence of a particular time-reversal $\mathcal{T} = K$ (i.e., complex conjugation):

$$|\psi(\lambda)\rangle = \exp\left(-\frac{1}{2}\text{arctanh}(\lambda)\sum_v \sigma_v^z\right) \left(\frac{|+_x\rangle^{\otimes N} + |-_x\rangle^{\otimes N}}{\sqrt{2}} \right).$$

It can be shown [101] that this state is the ground state of the following Hamiltonian with $\alpha = \frac{\lambda^2}{1+\lambda^2}$:

$$H = - \sum_{(v,v')} [(1-\alpha)X_v X_{v'} + \alpha Y_v Y_{v'}] - \sqrt{\alpha(1-\alpha)} \sum_v z_v Z_v,$$

where z_v is the coordination number of each vertex. There is a continuous $z_{\text{dyn}} = 2$ phase transition separating these two distinct LRE phases.

Using Eq. (1) of the main text, one can *deterministically* prepare the wavefunction $|\psi(\lambda)\rangle$ (i.e., one can correct for any measurement outcome due to the absence of frustration). In fact, the 1D case is Kramers-Wannier dual to the example which we already discussed in Eq. (39).