

NECE: Narrative Event Chain Extraction Toolkit

Guangxuan Xu^{1,2*}, Paulina Toro Isaza^{1*}, Moshi Li^{3*}
Akintoye Oloko¹, Bingsheng Yao⁴, Cassia Sanctos¹, Aminat Adebisi¹
Yufang Hou¹, Nanyun Peng², Dakuo Wang¹
¹ IBM Research ²University of California, Los Angeles
³Northeastern University ⁴Rensselaer Polytechnic Institute
{GX.Xu, ptoorisaza, YHou, Dakuo.Wang}@ibm.com

Abstract

To understand a narrative, it is essential to comprehend its main characters and the associated major events; however, this can be challenging with lengthy and unstructured narrative texts. To address this, we introduce NECE, an open-access, document-level toolkit that automatically extracts and aligns narrative events in the temporal order of their occurrence using sliding window method. Through extensive human evaluations, we have confirmed the high quality of the NECE toolkit, and external validation has demonstrated its potential for application in downstream tasks such as question answering and bias analysis. The NECE toolkit includes both a Python library and a user-friendly web interface; the latter offers custom visualizations of event chains and easy navigation between graphics and text to improve reading efficiency and experience.

1 Introduction

In this paper, we introduce NECE, a document-level narrative event chain extraction system with an easily accessible online interface. NECE offers visualization of structured event chains from unstructured text corpus, making it easier for readers to access and comprehend information from narrative sources such as fairy-tales, news reports, and memoirs (Carey and Snodgrass, 2006). While there are existing text processing approaches, such as temporal dependency graph parsing (Mathur et al., 2022), document-level AMR (abstract meaning representation) parsing (Naseem et al., 2022), as well as scripts and event schema (Chambers and Jurafsky, 2008; Dror et al., 2022), none can be directly

*Equal contribution.

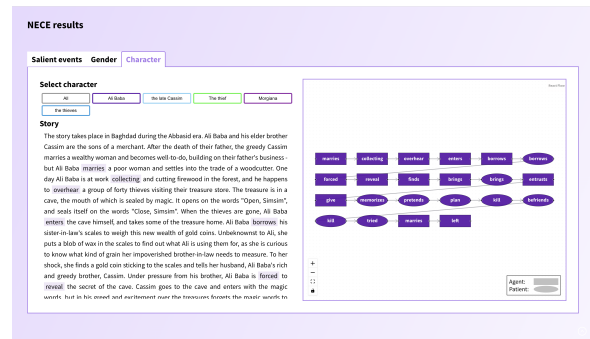


Figure 1: The character interface provides chain of events for main characters of story;

used for document-level visualization and narrative-central investigations. The narrative event chain in NECE is proposed as an improved version of narrative scripts (Chambers and Jurafsky, 2008) that is a *salience-filtered, temporal-ordered, linear chain of events organized for different gender and character groups*.

In order to construct a chain of narrative events, we devised narrative feature extraction algorithms to mine salient events and associate them with characters and gender groups (Section 4). We predict an event salience score using a custom tf-idf algorithm that punishes generic events and rewards locally high-frequency events. We also designed a gender identification algorithm by leveraging document-level co-reference resolution results to find gendered names or pronouns. We also improved BookNLP’s (Bamman et al., 2014) character identification and clustering algorithm to determine character importance by combined name mentions and pronoun mentions. For the temporal ordering task, we leveraged the SOTA temporal relation (TempRel) model, ECONET (Han et al.,

2021), to predict adjacent pairwise ordering, and devised a window-sliding scheme to generate ordered chains of events from pairwise relations.

In summary, we make three novel contributions in this work. **First**, we develop a toolkit (NECE) to extract and visualize document-level narrative event chains for salient events. We extend the functions of existing event extraction tools (BookNLP and ECONET) by designing new algorithms for **salient events extraction** (Section 4.1) and **document-level temporal events ordering** (Section 4.3). **Second**, we systematically evaluate the performance of the key components in NECE and demonstrate that our toolkit achieves better results when compared to strong baselines for document-level temporal events ordering (Section 5.1 and Section 5.2). **Third**, we shed light on NECE’s potential usage through two examples of downstream applications in gender bias analysis and question-answering systems (Section 5.3 and Section 5.4).

The NECE toolkit is also motivated by an educational purpose to help narrative understanding and detection of potential gender bias. Hence, we make our website publicly available, which offers user friendly navigation and visualization features¹. A python package is also provided for professionals to leverage specific functionalities of NECE.

2 Related Work

Narrative Event Chain is a form of scripts, which are linear chains of events to *model stereotypical sequences of events* (Pichotta, 2015). Recent work (Dror et al., 2022) proposes a hierarchical script schema to represent narratives, which implies creating a separate temporal event chain for each detected hierarchy. In addition to linear scripts, graphs are also common structures for narrative event representation. For example, DocAMR (Naseem et al., 2022) parses an entire document into a large and detailed semantic graph. Huang et al. (2016) extracts an event schema from unstructured text by grouping event triggers into high-level categories for the purpose of detecting patterns and opportunities in text.

Temporal Ordering models take as input two event triggers (verbs) and predict their temporal relations (TempRel). The SOTA TempRel model

¹The NECE toolkit is licensed under the MIT license and can be accessed at <https://d3tvz53x8u8tnu.cloudfront.net>




Figure 2: The chain of salient events highlight key plots associated with main characters of the narrative.

ECONET (Han et al., 2021) is a BERT-based model trained on a small, expert annotated dataset (MATRES (Ning et al., 2018)). Recent work proposes ROCK temporal predictor (Zhang et al., 2022) which finetunes RoBERTa (Zhuang et al., 2021) on a 400k large automatically curated temporal dataset, sourced from the New York Times Corpus. Zhang et al. (2021) leverages TempRel models to create salience-aware temporal event chains by flattening a temporal graph to obtain its longest sequence. DocTime (Mathur et al., 2022) combines the training of a dependency parser and a TempRel predictor by formulating an edge prediction objective to generate temporal dependency graphs.

Online Interfaces EventPlus (Ma et al., 2021) also features an online interface that generates sentence-level temporal event graphs along with event durations. StoryAnalyzer (Mitri) is a website that offers narrative analysis capabilities built upon CoreNLP (Manning et al., 2014). NECE overlaps with StoryAnalyzer in semantic feature capabilities, such as main character identification and event/participant highlighting. NECE offers distinct support for salient events identification, document-level temporal events ordering, and narrative event chain visualization.

3 Interactive Interface

Salient Event Chain Figure 2 shows the first window of the NECE toolkit, offering the full salient event chain for the input narrative text. Salient events are relevant to the main plot and associated with the main characters of the narrative. Filtering out non-salient event can reduce distracting items and makes the resulting chain more condensed and informative. All events are organized in the temporal order of their occurrence.

Gender Event Chain Figure 3 shows the second interface of NECE that further organizes the salient

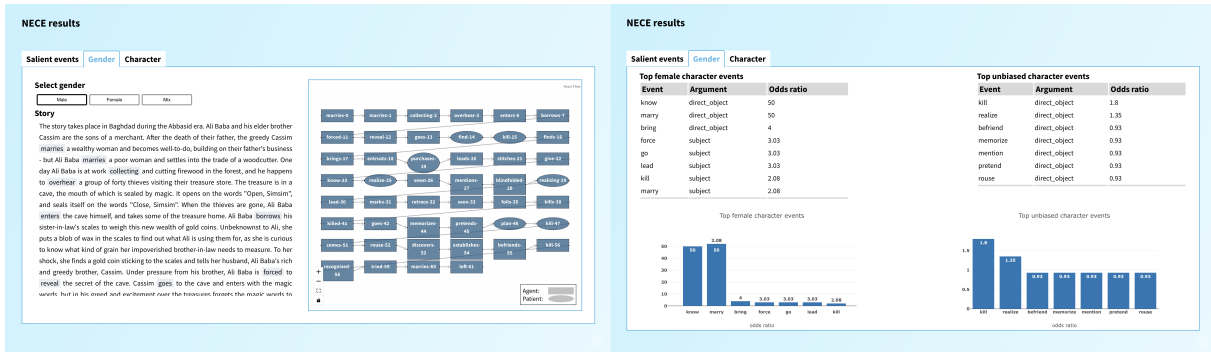


Figure 3: The gender interface displays event chains for Male, Female, and Mixed groups; scrolling downward button will display statistics and plot of bias analysis based on odds ratio.

event chain by gender association. In this way, users can select and view event chains that are associated with either male or female characters or plural gender group of characters. This division is motivated by concerns for gender fairness in children’s books (McCabe et al., 2011). We build an automatic bias visualization, based on odds ratio, to detect stereotypical gender bias in the narrative event chains.

Event Chain for Characters is the third interface of NECE that displays salient event chains for the main characters (Figure 1). For each story, the top five characters, as measured by combined name mention and pronoun mentions, are selected as the main characters. Character event chain gives user easy access to plots involving main actors of the story, enabling fast narrative skimming and understanding. Of note, the participant role of characters can be distinguished by the shape of the event module: a square indicates an agent/subject participant, and an oval shape implies a patient/direct_object participant of an event.

4 Event Chain Extraction Algorithms

4.1 Extract Salient Events

The process of creating an event chain begins with identifying all relevant events in a narrative. We use semantic role labeling (SRL) model (Gardner et al., 2017) to extract verb events and their participants from the text. While we recognize that not all events are necessarily verbs, we adopt a narrow definition of events as verbs that is aligned with recent temporal event schemas (Han et al., 2021; Ning et al., 2018; Zhang et al., 2022).

Events are not of equal importance. Salient events are relevant and essential to the main plot of the story as pointed out by Zhang et al. (2021), while non-important events made of auxil-

iary/generic verbs only play a grammatical or assistant role in the plot. We only keep the salient verbs in the narrative event chain to reduce distraction and highlight the key plots. We trained an inverse document frequency (idf) dictionary on the fairy-tale corpus (Xu et al., 2022), and calculate a tf-idf based salience score for each event. Inverse document frequency can filter out generic events, and term frequency can be used to identify locally important events within a document. We use the median salience score in a story as the cut-off threshold. In addition, we also filter out events that are not related to main characters of the story as they are less important to the main plot.

4.2 Features Extraction

Organizing event chains by gender and character groups is dependent upon successful tagging of those features. We use a modified version of BookNLP (Bamman et al., 2014) to extract and cluster characters; each event is then tagged with characters as either agent participant or patient participant. By counting the total name and pronoun mentions for each character, we assign primary, secondary, and tertiary importance status to characters.

Having events tagged with character associations, we can then create their gender tags by predicting the characters’ gender identity. The predictions are derived mainly using co-reference resolution to look up characters’ associated pronouns. We also created a dictionary of common names for different genders, which is directly applicable when character names are explicitly gendered. Due to limitations of the current method, we only offer an imperfect gender categorization as female, male, group/non-binary, or unknown (See Limitation 6)

Having events tagged with gender roles, we ex-

Method	BEFORE		AFTER		F1		Kendall’s τ	# TRUE LABEL	
	prec	rec	prec	rec	micro	macro	coefficient	before	after
RANDOM-ORDER (<i>ref.</i>)	0.883	0.532	0.155	0.549	0.534	0.452	0.860	327	51
TEXT-ORDER	0.865	1.0	0.0	0.0	0.865	0.464	0.963	327	51
ROCK (Zhang et al., 2022)	0.862	0.820	0.120	0.157	0.730	0.488	0.940	327	51
(our) NECE-ECONET (Han et al., 2021)	0.977	0.939	0.687	0.863	0.909	0.836	0.974	327	51

Table 1: Performance of temporal event ordering (pairwise and event chain); note that event chains are created using our window sliding algorithm. RANDOM-ORDER refers to random ordering of two events; TEXT-ORDER refers to a heuristic that approximates temporal order with the order that events appear in text. F-scores measure the pairwise TempRel prediction results, while Kendall’s τ evaluates the overall quality of the temporal event chain in the document-level. Best scores are **emboldened**. Due to the imbalanced dataset favoring BEFORE relations, the text-order heuristics gives good accuracy for this category. ROCK is a RoBERTa based temporal predictor, but is not built for in-sentence event prediction, which may explain its under-performance in our FairytaleQA corpus. Overall, our enhanced ECONET based model (NECE-ECONET) gives better results in both F-scores and Kendall’s τ .

tract odds ratio to illustrate potential gender bias in story, as in Sun and Peng (2021) and Monroe et al. (2017). For example, in a given story, the occurrence of the event “kill” has an odds ratio of four for male vs. female characters. This means that male characters are four times more likely than female characters to be involved in killing. We apply a common correction, Haldane-Anscombe (Lawson, 2004), to account for cases in which one group has no observed counts of an event.

4.3 Document-level Temporal Event Ordering

Pairwise TempRel. Temporal orders are key features of narrative event chains. We first obtain pairwise temporal relations (TempRel) of events by using ECONET (Han et al., 2021). ECONET is considered the SOTA neural model with BERT architecture (Devlin et al., 2019) and is trained with a joint-objective of temporal relation mask-filling and contrastive loss from discriminating corrupted temporal tokens.

Event Chain Creation. Pairwise relations between adjacent events do not directly compute a ranking of events. So, we propose an insertion sort algorithm to produce an event chain from a hashmap of ordered pairs. Let X be a sorted sequence of events with length $n \geq 0$ and let x be a new event to be inserted into X , the algorithm consists of the following steps:

Initialize a hashmap T of temporal relations, where $T[i, j]$ represents the relation between events i and j . Populate T with pairwise relations between neighboring events in document: $T[i, i + 1] = R$, where R is the relation between events i and $i + 1$. The pairwise relation is predicted by the ECONET

Algorithm 1 Insertion Sort of Event Chain

Require: Event sequence X and a new element x , a hash-map D containing pair-wise relations between events.

Ensure: X is non-empty and sorted in temporal order, x has text-order after all elements in X .

$b \leftarrow X[-1]$

while b **do**

if x comes after b according to D **then**

 Insert element x right after b in X

return X

else

$b \leftarrow$ the element right before b in X

end if

end while

Insert element x at the first index of X

return X

model (Han et al., 2021). We also leverage the transitive property of temporal relations to deduce additional relations in T . for instance, if $T[i, k] = T[k, j] = \text{“After”}$, then $T[i, j] := \text{“After”}$. After having a hashmap of known relations, we use the insertion sort algorithm as in **Algorithm 1** to recursively insert a new event into a sorted chain to generate the final ordered event chain.

Window Sliding The above algorithm can be thought of using a sliding window of size 3, only covering event itself and its immediate before and after events. In order to capture longer dependencies, we increase the window size to 5: for each Event- i , pairwise TempRels are also computed for Event- $i - 2$ and Event- $i + 2$. We then employ the following heuristic to resolve any remaining ambiguity in events sorting: 1) Text-order is preferred

when the relationship between two events is unclear; 2) in case of conflicts, transitive rules take precedence over the window-size 5 model’s predictions due to ECONET’s higher reliability for adjacent events.

5 Evaluation

We carry out a series of experiments to understand the performance of NECE. All experiments are conducted on a subset of the FairytaleQA dataset consisting of 278 fairy tales (Xu et al., 2022). An in-house annotation team annotates pairwise temporal relations (tempRels) and ordered chains for selected stories as the test set. We also conduct annotations of narrative features such as salient events and gender/character association of events. The detailed annotation guideline and the example annotation interfaces can be found in Appendix B.

5.1 Temporal Ordering

Pairwise Temporal Ordering. NECE employs ECONET (Han et al., 2021) for TempRel prediction of pairwise events, which is finetuned on small-size (36 documents) but expert-annotated MATRES dataset (Ning et al., 2018). We also include a few other baselines. ROCK (Zhang et al., 2022) is a RoBERTa (Zhuang et al., 2021) based TempRel model, which is trained on 400k automatically extracted TempRel pairs from the New York Times Annotated Corpus (Ferraro et al., 2014). Since MATRES has plenty of in-sentence annotations, ECONET can perform well for neighboring/contiguous events; unfortunately, ROCK is trained on TempRel mask-filling of two event-bearing sentences, so it has little support for in-sentence events. In addition, we added random prediction as a reference and text-order of events as a strong heuristic-based baseline. Pairwise temporal relation are measured by F1 score, and detailed experiment results are shown in Table 1.

Document-level Temporal Event Chain. Besides pairwise TempRel predictions, we also assessed how well the generated event chains resemble event chains as perceived by humans. To compare two sequence orderings, we use the Kendall’s τ coefficient, which measures the similarity of the orderings of the data (Kumar and Vassilvitskii, 2010). A higher Kendall’s τ coefficient indicates better alignment between predicted chain and the real chain of event. The result is reported in Table 1.

Event-chain	accuracy	macro-f1	# samples
Saliency Detection	0.734	0.721	188
Character Resolution	0.872	-	188
Gender Resolution	0.974	0.951	188

Table 2: Evaluation of saliency detection, character resolution, and gender resolution algorithms; we report the accuracy and macro-f1 for saliency detection and gender resolution; however, only accuracy is reported for character resolution because number of character classes is not fixed across different stories.

Discussion Table 1 shows the precision and recall for predicting the BEFORE and AFTER classes, where the TEXT-ORDER model enjoys perfect precision; since TEXT-ORDER does not predict any AFTER relations, it scores 0 in precision and recall as expected. The RANDOM-ORDER model also has good precision on BEFORE relation, since the data is imbalanced and heavily skews towards more BEFORE relations. The ROCK model trained on TempRel mask filling did not perform well likely due to densely populated event distribution in our test set; it requires comparing multiple event within in the same phrase, which ROCK does not support. Its overall performance falls behind the strong TEXT-ORDER heuristic baseline. Our NECE-ECONET outperforms the three strong baselines in most of the metrics, including the chain-level Kendall’s τ measure; however, the low precision for AFTER relation indicates plenty of room for improvement.

5.2 Feature Extraction

Evaluation Setup We evaluate three key narrative features that are crucial to construct event chains. Saliency feature is useful to filter out redundant and generic events. Successful gender and character tagging of events allows us to organize event chains by their gender and character association. Saliency detection and gender tagging is measured by both accuracy and macro average F1 score. The character association task is only measured with accuracy as different stories contain different classes of characters.

Result Analysis The results of the experiment is shown in Table 2. Gender prediction, which is a relatively easy task solvable through gendered pronoun identification and co-reference resolution, enjoys the highest score. Character identification is a slightly more challenging task due to the large number of possible characters in a narrative; its performance also depends on successful character clus-

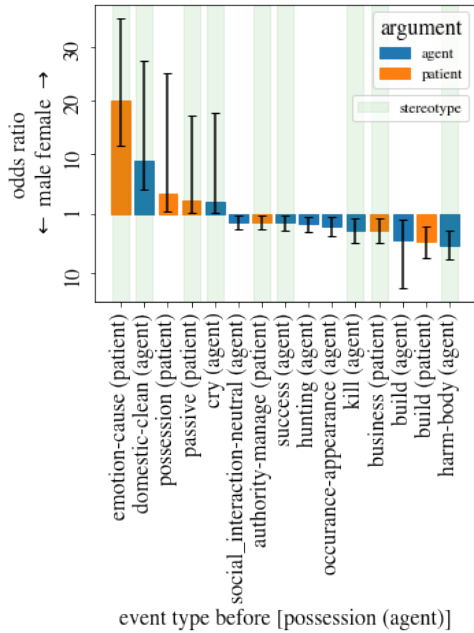


Figure 4: When the odds ratio is high for a particular gender, it suggests that this gender has a greater probability of experiencing the event

tering. We still achieves good performance thanks to the robustness of the BookNLP toolkit (Bamman et al., 2014) in narrative domains. Salient event identification using the tf-idf algorithm gives decent performance with room for improvement. The under-performance of salience identification partly due to subjectivity of the task, as what is considered important for the plot can vary depending on the reader’s interpretation. Future improvements in salience resolution could benefit from clearer definition and consideration of diverse readers perspectives.

5.3 Application in Temporal Event Chain-Anchored Gender Bias Analysis

NECE can be used to investigate gender bias that arise from the order in which events happen. We tested **Bigram Event Comparisons** to locate such biases within the FairytaleQA dataset (Xu et al., 2022). The problem is formulated as following: Bigrams (chains of two events) are extracted from each event chain. For example, a bigram could be (“cry”, “have”); they are further grouped into custom supersense categories (e.g., being mapped to the typical verbNET supersense categories such as “emotion” or “possession”). We then selected one supersense category, such as *possession* as the anchor, and calculated the odds ratio for all events that occur prior to the anchor. An example analysis is shown in Figure 4, in which before a *possession*

type event, female characters are biased towards experiencing *emotional*, *possession*, and *passive* events or carrying out *domestic cleaning* and *crying* events. Meanwhile, before *possession* events, male characters are biased towards supersense categories such as *bodily harm*, *build*, *business*, and *kill*.

5.4 Application in QA System

NECE is also shown to enhance a question-answering (QA) system’s performance on an event-related question-answering task. More specifically, we leveraged an expert-labeled story QA dataset with categorical annotations of key narrative elements in the question to acquire a event-related subset for our experiment. There were more than 4,000 QA-pairs in the training subset and more than 500 QA-pairs in each of the testing and validation subsets. For each question, we extracted event-related sentences from corresponding story section(s) with NECE and found the sentence(s) that are closely related to the question content in terms of semantic similarity. We hypothesize dNECE is able to extract more related and informative content for the event-related questions so as to enhance model’s narrative comprehension capabilities. We conducted two-fold experiments to find that having fine-grained event-related story content as additional input during prediction can improve the model’s performance on answering event-related questions, regardless of whether we fine-tune the model with fine-grained story content as additional input or not. Details of the experiments are shown in Appendix A.

6 Conclusion

NECE is a document-level narrative event chain extraction toolkit, built with neural temporal ordering models and novel character feature tagging algorithms. It boasts a user-friendly online interface along with built-in gender bias analysis capability. NECE is optimized for fast inference with GPU support for efficient processing of large files. NECE has the potential to benefit researchers, authors, teachers, and other users in event-based analysis of a wide range of narrative documents, including novels, short stories, fairy-tales, etc. Human evaluation is conducted on key algorithmic components of NECE, demonstrating its robustness and accuracy. While our system has been primarily designed for event chain extraction, its functionalities can be adopted for various downstream applica-

tions, including temporal anchored Bias Analysis and Question-Answering.

Limitations

The overall performance of NECE is constrained by performance of its component algorithms; for example, we used BookNLP’s character clustering model, but it’s sometimes difficult to cluster the same character with different name mentions as one entity, eg. "the girl" and ("Cinderella") are considered different character, but are in fact the same entity in the Cinderella story. Moreover, temporal relation prediction models are trained on sentences level rather than document level; even though we proposed a sliding window approach to construct a document-level event chain, it is still difficult to incorporate long term temporal dependencies. The sliding window approach also introduce relation inconsistency problem, where the result of transitive relations differs from window-2 model predictions. Also, a single temporal chain is an over-simplification of the temporal narrative structure; issues of hypothetical events, negated events, or events happening in different time axis are not directly comparable. We still choose a scripts like narrative format due to its easier to visualize; but more nuanced representation, including both semantic relation and complete temporal relation, of events should be built into the toolkit, such as using temporal dependency parser (Mathur et al., 2022) or document AMR parser (Naseem et al., 2022). Gender extraction of non-binary characters is also limited by few examples in the development corpus; in addition, our reliance on gendered pronouns to predict gender role makes it difficult to include non-binary genders. We fully agree that gender identification is non-binary, and other gender types should be added for future improvement. Moreover, even though current temporal event schemas often adopt a narrow definition of event as verbs, this is inaccurate; events can also be nouns or adjectives. We hope future work can improve on this limitation.

Ethics Statement

In addition to being an event chain extraction toolkit, we also build in a gender bias analysis component. We make the normative assumption that any substantial, measured numerical difference between two groups is indicative of bias within a story. However, there is the caveat that any dis-

tributional imbalance found in single stories are normally not statistically significant. The odds ratio computed are only indicative of potential bias, not as conclusion of bias. Moreover, rather than conducting bias analysis on events level, it is better to first abstract events into verbNET supersense categories and conduct odds ratio analysis on supersense level, as done in Section 5.3. Moreover, we do not make any claims as to the polarity of bias nor does it contextualize such bias in the rich body of work of literary criticism, media studies, gender studies, or feminist literature. We are aware that numerical measures of bias can be used to obfuscate nuance or wave away concerns of harmful representation. We do not intend for our tool to replace qualitative analyses of stories, but rather supplement existing bias analysis frameworks.

References

- David Bamman, Ted Underwood, and Noah A. Smith. 2014. A bayesian mixed effects model of literary character. In *ACL*.
- Gary Carey and Mary Ellen Snodgrass. 2006. *A multi-cultural dictionary of literary terms*. & Co.
- Nathanael Chambers and Dan Jurafsky. 2008. [Unsupervised learning of narrative event chains](#). In *Proceedings of ACL-08: HLT*, pages 789–797, Columbus, Ohio. Association for Computational Linguistics.
- Jacob Devlin, Ming-Wei Chang, Kenton Lee, and Kristina Toutanova. 2019. Bert: Pre-training of deep bidirectional transformers for language understanding. *ArXiv*, abs/1810.04805.
- Rotem Dror, Haoyu Wang, and Dan Roth. 2022. Zero-shot on-the-fly event schema induction. *ArXiv*, abs/2210.06254.
- Francis Ferraro, Max Thomas, Matthew R. Gormley, Travis Wolfe, Craig Harman, and Benjamin Van Durme. 2014. Concretely annotated corpora.
- Matt Gardner, Joel Grus, Mark Neumann, Oyvind Tafjord, Pradeep Dasigi, Nelson F. Liu, Matthew Peters, Michael Schmitz, and Luke S. Zettlemoyer. 2017. [Allennlp: A deep semantic natural language processing platform](#).
- Rujun Han, Xiang Ren, and Nanyun Peng. 2021. Econet: Effective continual pretraining of language models for event temporal reasoning. In *EMNLP*.
- Lifu Huang, Taylor Cassidy, Xiaocheng Feng, Heng Ji, Clare R. Voss, Jiawei Han, and Avirup Sil. 2016. Liberal event extraction and event schema induction. In *Annual Meeting of the Association for Computational Linguistics*.

- Ravi Kumar and Sergei Vassilvitskii. 2010. Generalized distances between rankings. In *WWW '10*.
- Raef Lawson. 2004. [Small sample confidence intervals for the odds ratio](#). *Communications in Statistics - Simulation and Computation*, 33(4):1095–1113.
- Mingyu Derek Ma, Jiao Sun, Mu Yang, Kung-Hsiang Huang, Nuan Wen, Shikhar Singh, Rujun Han, and Nanyun Peng. 2021. Eventplus: A temporal event understanding pipeline. In *NAACL*.
- Christopher Manning, Mihai Surdeanu, John Bauer, Jenny Finkel, Steven Bethard, and David McClosky. 2014. [The Stanford CoreNLP natural language processing toolkit](#). In *Proceedings of 52nd Annual Meeting of the Association for Computational Linguistics: System Demonstrations*, pages 55–60, Baltimore, Maryland. Association for Computational Linguistics.
- Puneet Mathur, Vlad Morariu, Verena Kaynig-Fittkau, Jiuxiang Gu, Franck Dernoncourt, Quan Tran, Ani Nenkova, Dinesh Manocha, and Rajiv Jain. 2022. [DocTime: A document-level temporal dependency graph parser](#). In *Proceedings of the 2022 Conference of the North American Chapter of the Association for Computational Linguistics: Human Language Technologies*, pages 993–1009, Seattle, United States. Association for Computational Linguistics.
- Janice McCabe, Emily Fairchild, Liz Grauerholz, Bernice A. Pescosolido, and Daniel Tope. 2011. [Gender in twentieth-century children’s books: Patterns of disparity in titles and central characters](#). *Gender & Society*, 25(2):197–226.
- Mike Mitri. [Story analyzer](#).
- Burt L. Monroe, Michael P. Colaresi, and Kevin M. Quinn. 2017. [Fightin’ words: Lexical feature selection and evaluation for identifying the content of political conflict](#). *Political Analysis*, 16(4):372–403.
- Tahira Naseem, Austin Blodgett, Sadhana Kumaravel, Tim O’Gorman, Young-Suk Lee, Jeffrey Flanigan, Ramón Astudillo, Radu Florian, Salim Roukos, and Nathan Schneider. 2022. [DocAMR: Multi-sentence AMR representation and evaluation](#). In *Proceedings of the 2022 Conference of the North American Chapter of the Association for Computational Linguistics: Human Language Technologies*, pages 3496–3505, Seattle, United States. Association for Computational Linguistics.
- Qiang Ning, Hao Wu, and Dan Roth. 2018. [A multi-axis annotation scheme for event temporal relations](#). In *ACL*.
- Karl Pichotta. 2015. Statistical script learning with recurrent neural nets.
- Colin Raffel, Noam Shazeer, Adam Roberts, Katherine Lee, Sharan Narang, Michael Matena, Yanqi Zhou, Wei Li, and Peter J Liu. 2020. Exploring the limits of transfer learning with a unified text-to-text transformer. *The Journal of Machine Learning Research*, 21(1):5485–5551.
- Jiao Sun and Nanyun Peng. 2021. Men are elected, women are married: Events gender bias on wikipedia. In *ACL*.
- Ying Xu, Dakuo Wang, Mo Yu, Daniel Ritchie, Bingsheng Yao, Tongshuang Wu, Zheng Zhang, Toby Li, Nora Bradford, Branda Sun, Tran Hoang, Yisi Sang, Yufang Hou, Xiaojuan Ma, Diyi Yang, Nanyun Peng, Zhou Yu, and Mark Warschauer. 2022. [Fantastic questions and where to find them: FairytaleQA – an authentic dataset for narrative comprehension](#). In *Proceedings of the 60th Annual Meeting of the Association for Computational Linguistics (Volume 1: Long Papers)*, pages 447–460, Dublin, Ireland. Association for Computational Linguistics.
- Jiayao Zhang, Hongming Zhang, Dan Roth, and Weijie J. Su. 2022. [Causal inference principles for reasoning about commonsense causality](#).
- Xiyang Zhang, Muhao Chen, and Jonathan May. 2021. Saliency-aware event chain modeling for narrative understanding. In *EMNLP*.
- Liu Zhuang, Lin Wayne, Shi Ya, and Zhao Jun. 2021. [A robustly optimized BERT pre-training approach with post-training](#). In *Proceedings of the 20th Chinese National Conference on Computational Linguistics*, pages 1218–1227, Huhhot, China. Chinese Information Processing Society of China.

A Question-Answering

NECE toolkit is also helpful in enhancing a Question-Answering model’s performance on certain narrative events-related questions. Xu et al. (2022) provided the FairytaleQA dataset, which contains 10,580 QA-pairs annotated by education experts, and conducted benchmark QA experiments with SOTA sequence-to-sequence models. The education experts split each story into multiple sections, where each section contains multiple paragraphs. Then, the education experts provided related story section(s) and a category of the question that belongs to an established framework in terms of key narrative elements from educational perspective, along with each QA-pair they annotated. Among the seven categories (character, setting, action, feeling, causal relationship, outcome resolution, and prediction), we notice that action, causal relationship, and outcome resolution are specifically about a certain event or set of events that are causally related. We select those event-related QA-pairs from the original train, valid, and test split,

forming three new subsets of 4432/536/513 QA-pairs, respectively. We leverage Rouge-L as the evaluation metric to compare the generated answer with two human-annotated ground-truth answers.

Fine-tune	baseline event train split		event valid split + event sentences	
	baseline event test split	event test split + event sentence	baseline event test split	event test split + event sentence
all event QA	0.762	0.765	0.721	0.732
causal relationship	0.725	0.747	0.676	0.687
outcome resolution	0.664	0.668	0.645	0.693
action	0.793	0.797	0.765	0.678

Table 3: The QA experiment result demonstrates our toolkit is able to help models make better predictions on event-related QA-pairs in the FairytaleQA dataset.

We hypothesize that providing the more related and informative context for the question would help the model better locate and extract the correct answer. By leveraging NECE, we can extract events from related story sections of each QA-pair and further identify the sentence(s) containing those events that are closely related to each question based on word vector similarity. Finally, we conduct two experiments to demonstrate the additional information provided by NECE can indeed improve QA model’s performance over event-related questions.

We choose T5 (Raffel et al., 2020) as the backbone model architecture. First of all, we fine-tune a baseline T5-base model with the event-related train split and add the event-related sentence that is most relevant to the original input question as additional input during prediction. Compared with the baseline prediction setting, where no additional information is provided, the model’s prediction performance improves in all three event-related categories.

Then, we use NECE and the event-related validation split to fine-tune another model where we concatenate the most closely related sentence and its adjacent sentences as additional information to the original input. During inference, we perform the same prediction experiments described above and observe the model’s performance improvement in three event-related categories when we provide the additional input extracted by NECE. Details of the results are shown in Table 3.

The model backbone for all models fine-tuned for the QA experiment is a T5-base. We maintain the same learning rate of $5e^{-5}$. For the model fine-tuned on event-related train split, we set $epochs = 4$. For the model fine-tuned on event-related valid

split with additional event information (with about 1/8 amount of data than the previous setting), we set $epoch = 32$.

B Annotations

Annotations are conducted by in-house annotation team; our in-house annotators are compensated fairly, above legal minimum hourly wage in the state of New York.

B.1 Temporal Event Chain Annotations

Task Formulation: Given a passage of the story, a list of verb events, that can be mapped back to passage; the annotators are tasked to create a ranking of listed verb events by anchoring the events into the story timeline. The result will be a chain of event-ids, eg. 2->1->3->4->6->5 We ask annotators to put -the results into prepared excel sheets.

Annotation rules: We trained the annotators on below listed rules to resolve ambiguities that arise during ambiguity. As pointed out by (Ning et al., 2018), not all events fall on the main story axis, with diverging hypothetical, negation, conversatoin timelines, or even past timelines that weren’t able to be clearly located. This it makes the creation of one uniform event chain difficult, since there’s a lot of ambiguities. During annotations, we apply the following rules to ensure a uniform way of resolving ambiguities;

- **Hypotheticals:** Hypothetical events could be in the past or in the future; place the hypothetical timeline before its immediate neighbors if it were in the past; place the timeline after the immediate neighbors if it were in the future.
- **Contexts:** Some events are used to provide context for later conversations or plots, eg. a bridge **stood** above the river; make sure the contexts were temporally earlier than the events or conversation dependent on them;
- **Cause and Effect:** When there’s cause and effect relations, such as, because, so, since, we should always put cause first, and then effects.
- **Quotations:** You can often infer the relations between events inside quotation and outside quotation; if it is ambiguous, annotate in text-order.

Evaluation Postprocessing: ROCK temporal predictor outputs either BEFORE or AFTER TempRels; on the other hand, ECONET predicts 4 classes, including BEFORE, AFTER, SIMULTANEOUS, AND VAGUE. We apply an imperfect heuristic that converts all SIMULTANEOUS and VAGUE labels to BEFORE.

B.2 Narrative Features Annotations

Narrative features, including salience detection, gender role resolution, character role resolution are annotated using the following interface in Figure 5.6. We provide the entire story, and for each question, we provide the corresponding sentence and 3 questions about salience, gender, and character role.

Task Description

You are asked to read through a story, and make annotations about events, and characters/gender related to the event.

This task requires understanding of story, and careful reasoning; failing our embedded test questions will lead to automatic rejection.

Instruction

For each sentence, you should annotate 3 questions, regarding event saliency, character, and gender associated with the selected event; for all questions, you should read and understand the full story first.

Salient events are relevant to the main topic of a text context, or play essential roles with regard to the central goal of an event chain

The second task we want to examine the highlighted events, and determine its participant role, whether it's the agent(subject) of event or patient (direct object).

The third task asks you to determine the gender role of participants. **group/nonbinary** refers to a group of more than one people.

Annotation Example 1

Sentence: One day Ali Baba is at work collecting and cutting firewood in the forest, and he happens to --(overhear)--a group of forty thieves visiting their treasure store. **Subject-Character:** Ali Baba

Question: Do you think the --(highlighted)-- verb event is relevant and important to understand the main plot of the story?: 1(Relevant) 2(Trivial/Irrelevant)

Answer: 1. Relevant; **Overhear** is not a generic verb/event, but rather key event for the plot; If we examine **happen**, it is considered trivial or irrelevant since it plays an auxiliary role, rather than being a key expressive term.

Annotation Example 2

Question: What is the relation between the highlighted event and listed character?: 1(Agent) 2(Patient) 3(Both) 4(Not Related)

Answer: 1(Agent), Ali Baba is the subject of the event event overhear, or the agent of the event.

Annotation Example 3

Question: What is the gender of the agent(subject) participant of this event?(not necessarily the list character; try to infer from story): 1(Male) 2(Female) 3(group/nonbinary)

Answer: 1(Male), the agent of action overhear is Ali Baba, and Ali Baba is a male character

Figure 5: The screenshot of the task description for the annotation of extracted narrative features, which is used for annotation.

Annotation Task

ID: \${id}

Story:

0 : There stands in the university town of Schonen, the town of Lund, the seat of the first archbishopric in all Scandinavia, a stately Romanic minster, with a large, handsome crypt beneath the choir.

1 : The opinion is universal that the minster will never be altogether finished, but that something will always be lacking about the structure.

2 : The reason is said to be as follows: When St. Lawrence came to Lund to preach the Gospel, he wanted to build a church;

Sentence #1: 2: The reason is said to be as follows: When St. Lawrence came to Lund to **preach** the Gospel, he wanted to build a church; **Subject-Character:St. Lawrence**

Question: Do you think the highlighted verb event is relevant and important to understand the main plot of the story?

Relevant/Meaningful Not Relevant/Unimportant/Generic

Question: What is the relation between the highlighted event and listed character?

Agent(Subject) Patient(Object) Both Agent and Patient Not Related

Question: What is the gender of the agent(subject) participant of this event?(not necessarily the list character; try your best to infer from story) :

Male Female group/nonbinary

Sentence #2: 2: The reason is said to be as follows: When St. Lawrence came to Lund to **preach** the Gospel, he wanted to build a church; **Subject-Character:St. Lawrence**

Question: Do you think the highlighted verb event is relevant and important to understand the main plot of the story?

Relevant/Meaningful Not Relevant/Unimportant/Generic

Question: What is the relation between the highlighted event and listed character?

Agent(Subject) Patient(Object) Both Agent and Patient Not Related

Question: What is the gender of the agent(subject) participant of this event?(not necessarily the list character; try your best to infer from story) :

Male Female group/nonbinary

Figure 6: The screenshot of the annotation interface for an example short story.