

Giant anomalous thermal Hall effect in tilted type-I magnetic Weyl semimetal $\text{Co}_3\text{Sn}_2\text{S}_2$

Abhirup Roy Karmakar,^{1,*} S. Nandy,² A. Taraphder,^{1,†} and G. P. Das^{3,‡}

¹*Department of Physics, Indian Institute of Technology Kharagpur, W.B. 721302, India*

²*Department of Physics, University of Virginia, Charlottesville, VA 22904, USA*

³*Research Institute for Sustainable Energy (RISE), TCG Centres for Research and Education in Science and Technology, Sector V, Salt Lake, Kolkata 700091, India*

(Dated: December 21, 2022)

The recent discovery of magnetic Weyl semimetal $\text{Co}_3\text{Sn}_2\text{S}_2$ opens up new avenues for research into the interactions between topological orders, magnetism, and electronic correlations. Motivated by the observations of large anomalous Hall effect because of large Berry curvature, we investigate another Berry curvature-induced phenomenon, the anomalous thermal Hall effect in $\text{Co}_3\text{Sn}_2\text{S}_2$. We study it with and without strain, using a Wannier tight-binding Hamiltonian derived from first principles density functional theory calculations. We first identify this material as a tilted type-I Weyl semimetal based on the band structure calculation. Within the quasi-classical framework of Boltzmann transport theory, a giant anomalous thermal Hall signal appears due to the presence of large Berry curvature. Surprisingly, the thermal Hall current changes and even undergoes a sign-reversal upon varying the chemical potential. Furthermore, applying about 13 GPa stress, an enhancement as large as 33% in the conductivity is observed; however, the tilt vanishes along the path connecting the Weyl nodes. In addition, we have confirmed the validity of the Wiedemann-Franz law in this system for anomalous transports. We propose specific observable signatures that can be directly tested in experiments.

DOI: [10.1103/PhysRevB.106.245133](https://doi.org/10.1103/PhysRevB.106.245133)

I. INTRODUCTION

Topologically protected gapped and gapless materials have attracted immense attention lately due to their unique properties [1, 2]. In line with band structure terminology, they are known as topological insulators [3, 4] and topological semimetals respectively [2, 5]. The three-dimensional (3D) realizations of topological semimetals, which include Dirac and Weyl semimetals (DSM, WSM), have been classified in accordance with the symmetries they possess as well as the nature of band dispersion near the Fermi level [2, 5].

In the case of a WSM, the Weyl nodes, which are earmarked by their locations in momentum and energy space where the non-degenerate bands linearly touch each other, always appear in pairs with well-defined but opposite chiralities [6–11]. Each node of the pairs individually acts as the source (+ve chirality) or sink (-ve chirality) of the Berry curvature, which can be viewed as an effective magnetic field in momentum space [12]. In order to have a topological charge associated with the Weyl node, WSM has to break either the time-reversal symmetry (TRS) or the space inversion symmetry (IS) which leads to the classification of Weyl semimetals: (i) IS broken but TR-symmetric WSM and (ii) TRS broken but inversion-symmetric WSM or magnetic WSM [9–11, 13]. Compared to the IS broken WSM, the magnetic WSM gives a platform to study the interplay between topological orders, magnetism and electronic correlations, leading to exotic quantum states. In addition, it can also generate a true nodal WSM phase when the Fermi energy coincides with the Weyl nodes

since the pair of Weyl nodes remains at the same energy to preserve IS.

Ever since their discovery, Weyl semimetals have been surprising us with their unique and fascinating transport properties, such as nontrivial Berry curvature induced anomalous Hall effect (AHE) and anomalous Nernst effect (ANE) [14–21], chiral anomaly induced negative longitudinal magnetoresistance [22–27], planar Hall effect [28–36], thermoelectric phenomena [37–39], gyrotropic birefringence [40], Magnus Hall effect [41], and chiral magnetic effect [42].

These topological transport properties in WSM have been studied extensively both theoretically and experimentally. However, in the context of real materials, most of these studies are based on the IS-broken but TR-symmetric WSMs. After the first experimental discovery of WSM in TaAs in 2015 [43, 44], the other WSM candidates discovered so far are non-magnetic. On the other hand, despite many proposed candidates, a direct experimental verification of magnetic WSM is challenging. In 2019, a Shandite material $\text{Co}_3\text{Sn}_2\text{S}_2$, in the ferromagnetic phase, has been identified as a Weyl semimetal with three pairs of Weyl points in the Brillouin zone [45–47]. Due to its intrinsic magnetism, as well as a large Berry curvature, $\text{Co}_3\text{Sn}_2\text{S}_2$ shows large anomalous Hall effect, anomalous Nernst effect, planar Hall effect and chiral anomaly-induced magnetotransport phenomena, all of which have been studied extensively [48–58]. However, another important effect that is gaining attention lately, viz. the anomalous thermal Hall effect (ATHE), has not been explored in this particular class of material as yet. ATHE, in contrast to conventional heat conduction, causes the generation of heat current in the direction transverse to the applied temperature gradient in the absence of any external magnetic field. It is also known as the anomalous Righi-Leduc effect and can serve as an additional source of dissipationless heat current [59–61]. Similar to other anomalous transports, this one is caused by the non-

* abhirup.phy@iitkgp.ac.in

† arghya@phy.iitkgp.ac.in

‡ gour.das@tcgcrest.org

trivial topology of the bands, with Berry curvature playing the role of the magnetic field. The finite results of the thermal Hall effect represent both the system's topology and the anomalous scattering of quasiparticle excitations. ATHE has been utilized as a potent instrument for investigating charge-neutral quasiparticles in insulating quantum materials [62–65]. This particular transport phenomenon may also be effective in the directional control of heat currents.

In this paper, we investigate the anomalous thermal Hall effect of the magnetic WSM $\text{Co}_3\text{Sn}_2\text{S}_2$ in detail. We start by studying the electronic structure of this material and obtain a Wannier tight-binding model from the first principles calculation. We identify this material as a type-I Weyl semimetal with tilted cones for the first time using DFT calculations which agrees with very recent experimental findings [66, 67]. Then we calculate the Berry curvature which exhibits very high values at some specific points in the Brillouin zone, namely the Weyl nodes. Interestingly, the anomalous thermal Hall conductivity (ATHC) obtained by integrating the Berry curvature comes out to be very large without the presence of any external field when compared with previous observations [65, 68–70]. The result is validated by confirming that it satisfies the Wiedemann-Franz law quite accurately at low temperature. However, at higher temperatures the conductivity loses its linear relationship with temperature. By plotting ATHC over a range of chemical potentials we find that the heat current can be tuned as well as reversed by changing the chemical potential, although the maximum value is attained at its original Fermi level. Furthermore, we study the effect of external pressure on ATHC by applying uniaxial compressive stress on the crystal along different directions. We find that the application of stress along the direction perpendicular to the kagome-plane drags the Weyl points closer to the Fermi level which in turn enhances the transverse heat current. We also observe that the tilt along the connecting line between the Weyl nodes decreases to zero upon applying stress. However, stresses along lateral directions did not improve the conductivity and, therefore, we only focus our attention to the z -axis compression.

The remainder of this paper is organized as follows: in Sec. II we discuss the crystal structure, underlying symmetries and magnetic moments of $\text{Co}_3\text{Sn}_2\text{S}_2$. Then we elaborate the computational methods employed throughout the work. After that we study its electronic band structure, density of states, as well as Fermi surface in Sec. III. In Sec. IV we investigate ATHE and study its behavior with chemical potential and temperature. Then in Sec. V we discuss the effect of stress on the system and show how it can be used to enhance the ATHC. And finally, we summarize our work, the results obtained and possible future directions in Sec. VI.

II. MATERIAL AND METHOD

The shandite material $\text{Co}_3\text{Sn}_2\text{S}_2$ crystallizes in a rhombohedral structure with a layer of quasi-2D Co_3Sn sandwiched between S and Sn atoms [71, 72]. The unit cell falls under the space group $R\bar{3}m$ (no. 166) with a lattice parameter of

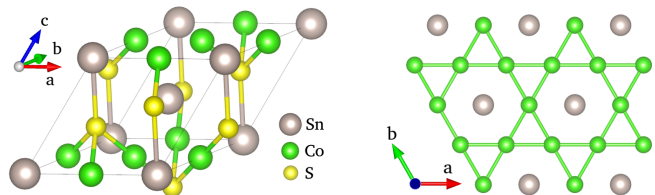


FIG. 1: **Crystal structure of $\text{Co}_3\text{Sn}_2\text{S}_2$.** The left part of the figure shows the rhombohedral primitive unit cell of space group $R\bar{3}m$. The cobalt and tin atoms form a ferromagnetic kagome lattice which is shown at the right.

5.38 Å and consists of a mirror plane (M_{010}), inversion symmetry and C_{3z} rotational symmetry. The material possesses a strong ferromagnetism originating from the Cobalt atoms which sit on a kagome lattice in the ab plane in the hexagonal representation as shown in Fig. 1. The magnetic moment is 0.29 and 0.31 μ_B/Co from neutron-diffraction [73] and magnetization measurement [74] respectively. The measurements further show that the magnetic moments are directed along the c -axis with a Curie temperature (T_c) 177K. Electronic structure of also reveals that it has a half-metallic nature with a gap in the minority spin channel [75, 76].

We have performed first principles density functional theory (DFT) calculations using Vienna Ab initio Simulation Package (VASP) [77] in the projector augmented wave (PAW) approximation. Generalized gradient approximation (GGA) was considered for exchange-correlation functional in the Perdew-Burke-Ernzerhof (PBE) scheme [78]. A $15 \times 15 \times 15$ Monk-horst grid was taken to fill the 3D Brillouin zone. From the basic DFT calculation we obtained the value of the magnetic moment of around 0.33 μ_B/Co , which agrees well with the experiments and then studied the electronic structure as described in Sec. III. We projected the Bloch wave functions into the maximally localized Wannier functions (MLWFs) and obtained Hamiltonian matrix elements between the MLWFs with the help of Wannier90 package [79]. As we shall see later, the d -orbital of Co and p -orbitals of Sn and S have the largest contribution near Fermi level and, therefore, they were chosen as the projections for the Wannierization. In order for a thorough investigation of the band structure and calculation of ATHC, we derived a Hamiltonian using the Wannier tight-binding model with 54 bands from the matrix elements [79, 80]. All other numerical calculations were performed in Python programming language.

III. ELECTRONIC STRUCTURE

In this section, we investigate the electronic band structure of $\text{Co}_3\text{Sn}_2\text{S}_2$ in detail, both in the absence and in the presence of spin-orbit coupling (SOC). In the absence of SOC, the calculated electronic band structure, along the path $W-T-U-L-\Gamma$, is shown in Fig. 2(a). The corresponding high-symmetry points in the truncated octahedron-shaped Brillouin zone is shown in Fig. 2(c) with the green line indicating the high-symmetry path for the band structure. By

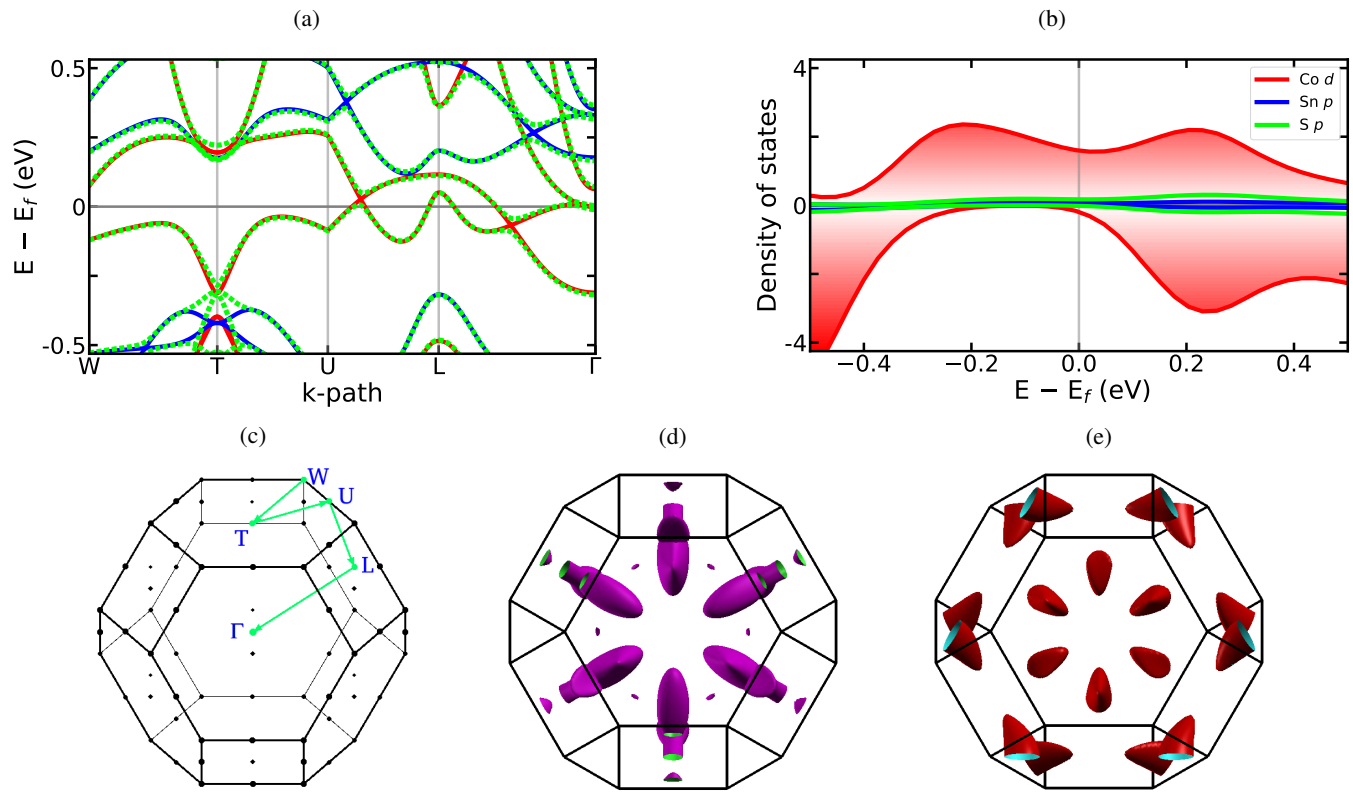


FIG. 2: **Electronic structure of $\text{Co}_3\text{Sn}_2\text{S}_2$.** (a) The spin-polarized (red for spin-up and blue for spin-down channel) and SOC-included (dotted green curves) band structure plotted along the high symmetry direction $W-T-U-L-\Gamma$. The spin-down channel has a gap, whereas the spin-up channel is gapless and has two band-crossings along $U-L-\Gamma$ which are parts of a nodal ring. (b) The orbital-projected density of states. The large area under red curve implies that the Co- d orbital dominates near Fermi level with negligible contributions from other orbitals. The +ve and -ve values correspond to spin-up and spin-down channels respectively. (c) The Brillouin zone of the system with a truncated octahedral shape. The green line shows high-symmetry direction for the band structure plot. (d)-(e) Fermi surface for the valence and conduction bands respectively. Both the bands cross Fermi level.

calculating the spin-polarized band structure along the aforementioned path, we find (Fig. 2(a)) that the spin-down channel (blue) is insulating with a gap of 0.44 eV, whereas the spin-up channel (red) is gapless confirming its half-metallic nature. One of the main interest in the band structure lies in the two crossings along the path $U-L-\Gamma$. Energetically they are located slightly above and below the Fermi level. As the interaction between two spin-channels is avoided in this particular case, the mirror-symmetry of the Hamiltonian remains intact and leads to a nodal ring situated in the mirror plane. It turns out that these two crossings are parts of that particular nodal ring itself. Interestingly, due to the other two symmetries, namely the inversion symmetry and C_{3z} , six such nodal rings in total are present in the entire Brillouin zone.

As the compound consists of elements with relatively large atomic numbers, it is desirable to incorporate spin-orbit interactions (which, typically, vary as the fourth power of the effective nuclear charge Z). The mirror-symmetry of the Hamiltonian gets broken with the introduction of SOC and hence the nodal ring, that was present earlier, collapses into a pair of Weyl points with opposite chiralities. The elec-

tronic band structure, including SOC, is shown with the dotted green curves in Fig. 2(a). The aforementioned band crossings around the Fermi level are gapped out, which essentially indicates that the Weyl nodes are not located on the high-symmetry line. Upon scanning the first Brillouin zone, we found six such Weyl nodes in total of alternate chiralities which happens due to the extant inversion and C_{3z} crystal symmetries. All the nodes happen to be at around 63 meV above the Fermi level owing to the presence of TRS. Their

k_1	k_2	k_3	$E - E_f(\text{meV})$	Chirality
0.000	0.425	0.063	62.9	+1
0.000	-0.425	-0.063	62.5	-1
0.425	0.000	0.063	62.3	+1
-0.425	0.000	-0.063	62.6	-1
-0.425	-0.425	-0.365	62.7	+1
0.425	0.425	0.365	62.5	-1

TABLE I: The locations (fractional coordinates) of the Weyl nodes in the Brillouin zone. Their energies above Fermi level and the chiralities are also shown in last two columns.

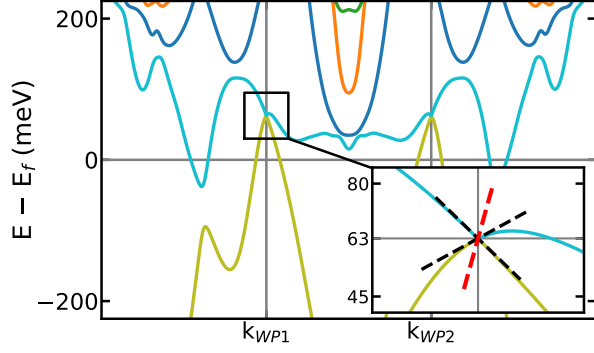


FIG. 3: **Tilted Weyl cones.** Band structure showing Weyl nodes of opposite chiralities is plotted along their connecting line. Their locations being $(0, 0.425, 0.063)$ and $(0, -0.425, -0.063)$ respectively in fractional coordinates. One of them has been zoomed-in to show the tilting of the cone with respect to vertical line via the red line.

locations in the Brillouin zone as well as corresponding energies and chiralities are listed in Table I. They are very close to Fermi level and hence we expect a significant contribution of the Weyl nodes to the transport.

We have plotted the first two Weyl nodes of Tab. I in Fig. 3. Upon zooming in, it is found that the cones are tilted with respect to the vertical. To investigate this quantitatively, we consider an effective two-band Hamiltonian for a tilted WSM which is written as,

$$H = v \mathbf{k} \cdot \boldsymbol{\sigma} + \mathbf{t} \cdot \mathbf{k} + \epsilon_0 \quad (1)$$

where \mathbf{k} is the momentum relative to the Weyl node. v , \mathbf{t} , and ϵ_0 being the Fermi velocity, tilt parameter, and Weyl node energy respectively. The cones shown in Fig. 3 are tilted primarily along the k_y direction. From our DFT calculation, we obtain the value of t_y and v as 0.19 and 0.65 eV·Å. The ratio $|\frac{t_y}{v}|$ turns out to be around 0.29 (< 1) which indicates that the WSM is of type-I. In a similar fashion, the tilt in other two pairs can also be shown, and they are along different directions. It is important to note that our calculations were done in lattice model [14, 39] with 54 bands rather than this two-band linearized model.

The Co atoms consist of partially filled d -orbital and, therefore, the electronic correlations are expected to play an important role in this system. Recently, Xu *et al.* [81], have estimated the Coulomb interaction to be around 4 eV in this material by combining optical spectroscopy measurements with many-body theoretical calculations. We have tried to incorporate the Coulomb interaction in our calculations following the simplified (rotationally invariant) approach, given by Dudarev *et al.* [82]. However, it made the Weyl nodes disappear by gapping out the band crossings. This implies that the single-electron picture is not sufficient to reproduce the whole physics. Since we are only interested in features caused by the Weyl nodes (coming from the crossing of valence and conduction bands), we ignore the effects of correlation in the foregoing. We have also plotted the Fermi surfaces for the

valence and conduction bands responsible for the Weyl nodes in Fig. 2(d) and 2(e) respectively. It is no surprise that both the bands have contributions to the Fermi surface, which is also visible in the band structure. To get an insight into the orbital contributions, we have computed the orbital-projected, spin-polarized density of states around E_f . It is clearly visible from Fig. 2(b) that the major contribution comes from the d -orbital of Co. As we move away from E_f , contributions from the p -orbitals of Sn and S atoms begin to arise. We can also see that the DOS profile of spin-up (positive values) and spin-down (negative values) channels are not exactly same. And that inequality is owed to the ferromagnetism, coming predominantly from the $3d$ -orbital of Co.

IV. ANOMALOUS THERMAL HALL EFFECT

In this section, we will investigate the anomalous thermal Hall effect using the structural and electronic properties of $\text{Co}_3\text{Sn}_2\text{S}_2$. The ATHE refers to the appearance of a transverse heat current as a first-order response to an applied longitudinal thermal gradient. In linear response regime, the equation for the heat current in the presence of applied thermal gradient (∇T) and electric field (\mathbf{E}) is given by,

$$\mathbf{J}_Q = T\alpha \cdot \mathbf{E} - \kappa \cdot \nabla T \quad (2)$$

where α and κ in Eq. 2 are the Peltier and thermal conductivity tensors corresponding to Nernst-Ettinghausen and Leduc-Righi effects respectively. The transverse component of these tensors can be expressed as [83–85] $\alpha_{xy} = \frac{k_B e}{h} c_1$, $\kappa_{xy} = -\frac{k_B^2 T}{h} c_2$ where,

$$c_i = \int \frac{d\mathbf{k}}{(2\pi)^3} \sum_n \Omega_{\mathbf{k}n} \int_{\epsilon_{\mathbf{k}n}-\mu}^{\infty} d\epsilon_{\mathbf{k}n} (\beta \epsilon_{\mathbf{k}n})^i \frac{\partial f_{eq}(\epsilon_{\mathbf{k}n})}{\partial \epsilon_{\mathbf{k}n}} \quad (3)$$

with $\Omega_{\mathbf{k}n}$, $\epsilon_{\mathbf{k}n}$, μ and f_{eq} being the Berry curvature, energy eigenvalue of the n -th band, chemical potential and the equilibrium Fermi distribution function respectively. β is written in place of $1/(k_B T)$, where k_B and T are the Boltzmann constant and temperature respectively. Upon simplifying the above equation, we can write the expression for anomalous thermal Hall coefficient as

$$\kappa_{xy} = \frac{k_B^2 T}{h} \int \frac{d\mathbf{k}}{(2\pi)^3} \sum_n \Omega_{\mathbf{k}n} \left[\frac{\pi^2}{3} + \beta^2 (\epsilon_{\mathbf{k}n} - \mu)^2 f(\epsilon_{\mathbf{k}n} - \mu) - [ln(1 + e^{-\beta(\epsilon_{\mathbf{k}n} - \mu)})]^2 - 2Li_2[1 - f(\epsilon_{\mathbf{k}n} - \mu)] \right] \quad (4)$$

where $Li_2(z)$ is the polylogarithm function of order 2.

It is important to note that we are considering only the transverse response to the applied thermal gradient ∇T in presence of nontrivial Berry curvature without any external magnetic field. In order to calculate ATHE, we must discuss first the Berry curvature profile of the system as we are considering only the Berry curvature-induced contribution. Since the TRS is broken in $\text{Co}_3\text{Sn}_2\text{S}_2$ due to its inherent ferromagnetism, it possesses finite values of Berry curvature throughout the Brillouin zone and sharp peaks at the locations of the Weyl nodes

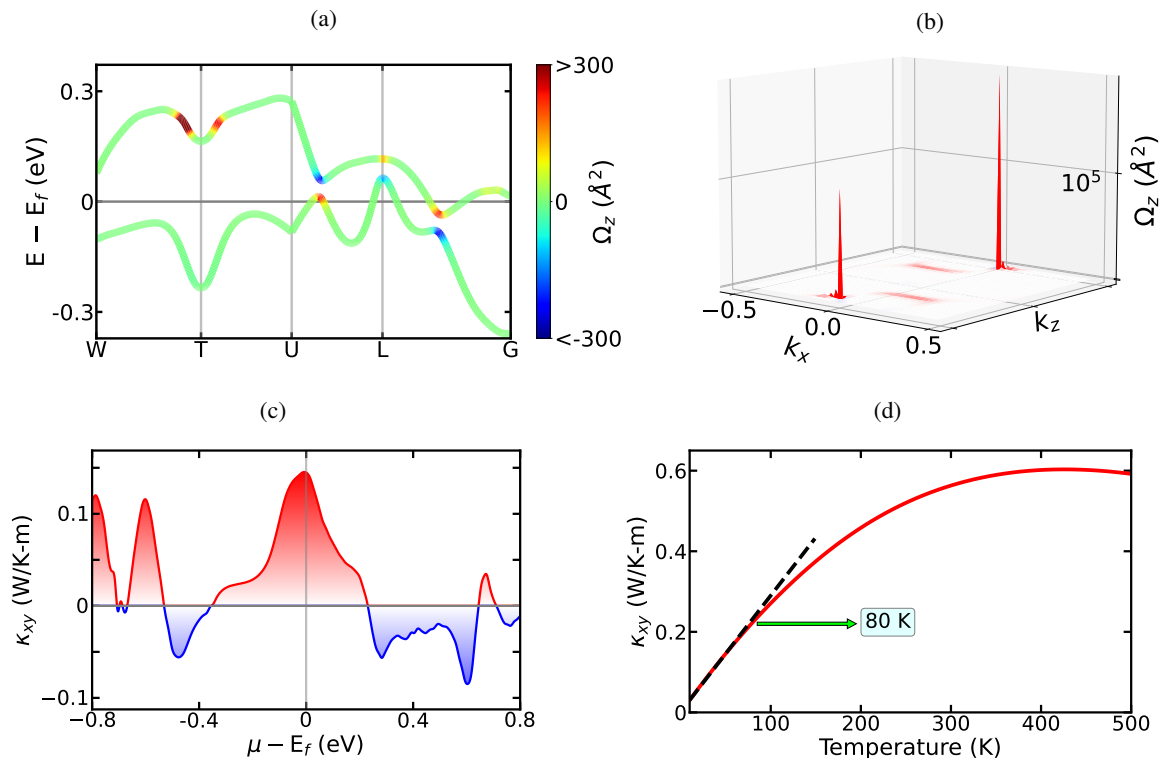


FIG. 4: **Berry curvature and anomalous thermal Hall conductivity.** (a) The strengths of the Berry curvature (z -component) corresponding to the bands forming Weyl nodes are shown by color variation of the bands along high-symmetry path W–T–U–L– Γ . (b) The total Berry curvature is shown on the mirror-symmetric plane ($k_y = 0$). The sharp peaks correspond to the Weyl nodes present on this plane. (c) Anomalous thermal Hall conductivity (ATHC) plotted with respect to chemical potential μ at $T = 50$ K. The heat current can be controlled as well as reversed by changing the chemical potential of the system. However, the maximum value is achieved at $\mu = E_f$. (d) The relationship between ATHC and temperature. Note that κ_{xy} varies linearly with T at low temperatures up to 80 K after which it gradually deviates from linearity with increasing T . The chemical potential was set equal to the Fermi level.

(Tab. I). The z -component of the Berry curvature (Ω_z) along the high symmetry path (W–T–U–L– Γ) as well as on the mirror-plane (k_x - k_z) are depicted in Figures 4(a) and 4(b) respectively. The values in the former are significantly lower than those in the latter because the Weyl nodes have dislocated from the high-symmetry line after activating the spin-orbit coupling.

The plane plot, however, could capture the exact locations of the nodes as shown in Table I because the Berry curvature attains highest value at the Weyl points. The values at the momentum locations (0.425, 0, 0.0625) and (-0.425, 0, -0.0625) turn out to be in the range of 10^5 . After obtaining κ_{xy} using Eq. 4, we plot it as a function of chemical potential μ in Fig. 4(c). The magnitude of the ATHC is significantly large compared to other materials even in the absence of any external magnetic field [65, 68–70] and it reaches the maximum value of 0.146 W/K-m at its original Fermi level. In addition, we find that the direction of thermal Hall current can be reversed by tuning the chemical potential by, for example, doping the material. It is worth mentioning at this point that we have also performed a spin-polarized calculation of ATHC after switching off SOC where the material is not in Weyl

semimetal phase. However, both spin channels produced null results at the original Fermi level.

To understand the main source of this large effect we analyze all the terms in Eq. 4. As the system possesses inversion symmetry, the full integration of the Berry curvature over the Brillouin zone is zero. Hence, the first constant term of the kernel written inside the square bracket has no contribution. At low temperatures, the integration of second and third terms inside the square bracket turns out to be exactly equal and opposite. We would like to point out that these terms give a very large contribution at the high temperature limit. Hence, the only contribution to ATHC comes from the polylogarithm function multiplying with Berry curvature at $T \rightarrow 0$. It is important to note that the x and y components of the Berry curvature lead to a very small Hall conductivity (less than 5% of that due to the z -component) and hence only the xy -component of ATHC has been shown.

At low temperature, Eq. 4 is reduced to

$$\kappa_{xy} = \frac{\pi^2}{3} \frac{k_B^2 T}{h} \int \frac{d\mathbf{k}}{(2\pi)^3} \sum_n \Omega_n \theta(\mu - \epsilon_{kn}) = L_0 T \sigma_{xy} \quad (5)$$

where L_0 is known as the Lorenz number and has a value of

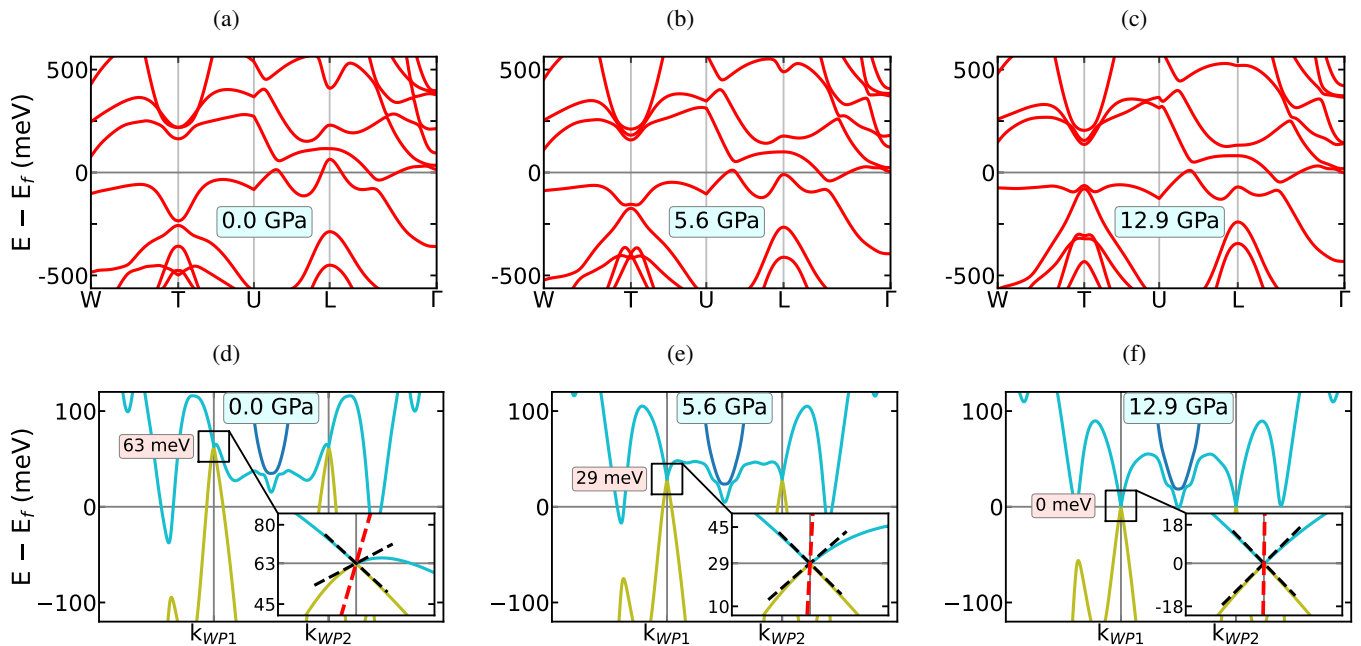


FIG. 5: **Strain-induced band dispersion.** (a)-(c) SOC-included band structures for compressive stresses of 0, 5.6, and 12.9 GPa along z -axis. The valence band starts to flatten as the stress is increased. The local band gap at L point shows an expanding nature throughout the process. (d)-(f) The band dispersion around two of the Weyl nodes along their connecting line in the Brillouin zone. The nodes move towards the Fermi level with increasing stress and finally at 12.9 GPa they fall directly on the Fermi level. The tilting of the cones decreases with stress and almost vanish at 12.9 GPa. The red line in the inset indicates tilting with respect to the vertical.

$2.44 \times 10^{-8} W\Omega K^{-2}$. The Eq. 5 satisfies the Wiedemann-Franz law which states that the ratio of the thermal conductivity and the electrical conductivity of the material is directly proportional to temperature. To validate this from our calculation, we have computed the anomalous Hall conductivity (σ_{xy}) at low temperature and computed the ratio of σ_{xy} and κ_{xy} . The proportionality constant comes out to be very close to L_0 over the range of chemical potential (μ) at 50 K. However, as T is increased, Eq. 5 no longer remains valid.

We plot κ_{xy} over a large range of temperature T in Fig. 4(d). When T is low, κ_{xy} increases linearly with T up to 80 K according to the Wiedemann-Franz law. However, as the temperature is further increased, it slowly loses its linear character and after a certain temperature (~ 400 K), it starts to decrease. This indicates that the Wiedemann-Franz law for anomalous transports is only valid at low temperatures. In the next section we see what happens to the transport properties when one applies external pressure on this system.

V. EFFECTS OF STRAIN

In this section we shall investigate the effect of strain on the anomalous transport properties in $\text{Co}_3\text{Sn}_2\text{S}_2$. Here we restrict ourselves to only uniaxial compressive stress which is achieved by introducing strain in the lattice vector. For this purpose, we reduce the unit cell length along z -direction gradually by up to 5% which is equivalent to a stress of around

13 GPa along the z -axis. At every step of increasing stress, the structure has been geometry optimized by keeping the cell volume fixed while relaxing the atomic positions. And it is important to note that no structural transition has taken place during the process.

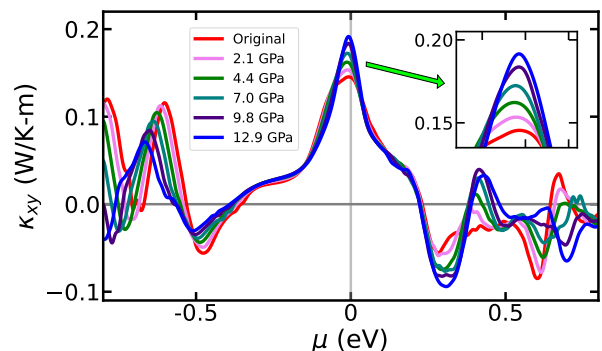


FIG. 6: The anomalous thermal Hall conductivity plotted against chemical potential for different values of compressive stress along z -axis. At $\mu = E_f$, ATHC increases by about 33% for a stress of 12.9 GPa.

To investigate what happens to the electronic properties, we plot the SOC-included band structure in Fig. 5 (upper row) for three different stresses. First thing we observe is that the Fermi level gets shifted away from the valence band (gapped

nodal ring region) as the pressure is increased. In addition, the valence band flattens out in some regions of the k-path. As a consequence, the local band gap at L point also gets expanded. The band dispersion around the first pair of the Weyl nodes are also shown in the lower part of Fig. 5. It is quite remarkable to observe that the Weyl nodes are being dragged towards the Fermi level as the stress is increased and at a stress of 12.9 GPa the nodes fall directly on the Fermi level which initially were at 63 meV above E_f in normal condition. Another interesting thing to note here is, the tilting of the Weyl nodes decreases with increasing stress. This can be observed in the insets in figures 5(d)-(f) where the tilt-axis (red line) becomes almost vertical at 12.9 GPa. Quantitatively, the tilt ratio $|\frac{t}{v}|$ becomes ~ 0.02 in Fig. 5(f).

As topological effects come from the bands nearest to the Fermi level, we expect that this movement of the Weyl points towards E_f should show up as an enhancement in the topological transport phenomena. In order to see that quantitatively, we plot anomalous thermal Hall conductivity for different values of external stress in Fig. 6. Despite having almost same pattern, the values of ATHC do vary at some regions along μ axis. At their original Fermi levels ATHC increases by about 33% with just 5% compressive strain, which is huge. But, in the left part of the figure ATHC is seen to decrease with increasing stress. However, since experimentally one measures the outcome from the original Fermi level, the conductivity will increase. We had also performed calculations with strain along lateral directions, but did not observe any enhancement. Hence, we conclude from this section that the effect of uniaxial compressive strain in this magnetic Weyl semimetal is quite significant which can enhance the anomalous thermal Hall conductivity drastically.

VI. SUMMARY

To summarize, we have investigated the Berry curvature-induced anomalous thermal Hall effect in magnetic Weyl semimetal $\text{Co}_3\text{Sn}_2\text{S}_2$ using a combination of the first principles DFT calculation and quasi-classical Boltzmann transport theory. From DFT calculation, we first obtain the electronic band structure of the material and observe that the system transits from a nodal-line semimetal to a Weyl semimetal by turning on the spin-orbit coupling. We show that the first

Brillouin zone contains three pairs of Weyl nodes in total, created by the C_{3z} rotational symmetry and they are located at the same energy due to the presence of inversion symmetry. We have shown from DFT calculations that the Weyl cones are tilted and also calculated the tilt parameter which indicates that the system is a type-I WSM. From a tight-binding Hamiltonian, derived from Wannier functions, we have calculated the Berry curvature which shows large enhancement especially at the positions of the Weyl nodes.

Next, using the semiclassical Boltzmann transport theory, we have computed the Berry curvature-induced anomalous thermal Hall conductivity of $\text{Co}_3\text{Sn}_2\text{S}_2$ which came out to be very large. By varying the chemical potential the thermal Hall current can be tuned and even the direction can be reversed for some particular values. We have also checked the Wiedemann-Franz law and found that this law is well satisfied at low temperatures. In addition, to further enhance the thermal conductivity in $\text{Co}_3\text{Sn}_2\text{S}_2$, we apply uniaxial compressive stress. This essentially moves the Weyl nodes towards the Fermi level which in turn enhances ATHC as the anomalous transport properties are directly related to the Weyl nodes. To be quantitative, the conductivity increased by about 33% for a compressive strain of just 5% along the z -axis of the unit cell. It is worthwhile to mention that the tilt of the Weyl cones vanishes along the connecting line on application of stress.

We would like to point out that since the d -orbitals of Co atom contribute the most to the bands near Fermi level which create the Weyl nodes and these orbitals are partially filled, one can expect a non-trivial role of electronic correlation in this material. However, the incorporation of Coulomb interaction in DFT (i.e., DFT+U) gaps out the Weyl node crossing which is unphysical and, therefore, one has to go beyond the single-electron Hartree-Fock picture to fully understand the effects of correlation in this material.

ACKNOWLEDGMENTS

A.R.K. acknowledges National Supercomputing Mission (NSM) for providing computing resources of ‘PARAM Shakti’ at IIT Kharagpur, which is implemented by C-DAC and supported by the Ministry of Electronics and Information Technology (MeitY) and Department of Science and Technology (DST), Government of India.

-
- [1] C.-K. Chiu, J. C. Y. Teo, A. P. Schnyder, and S. Ryu, Classification of topological quantum matter with symmetries, *Rev. Mod. Phys.* **88**, 035005 (2016).
 - [2] N. P. Armitage, E. J. Mele, and A. Vishwanath, Weyl and Dirac semimetals in three-dimensional solids, *Rev. Mod. Phys.* **90**, 015001 (2018).
 - [3] M. Z. Hasan and C. L. Kane, *Colloquium* : Topological insulators, *Rev. Mod. Phys.* **82**, 3045 (2010).
 - [4] X.-L. Qi and S.-C. Zhang, Topological insulators and superconductors, *Rev. Mod. Phys.* **83**, 1057 (2011).
 - [5] B. Yan and C. Felser, Topological Materials: Weyl Semimetals, *Annu. Rev. Condens. Matter Phys.* **8**, 337 (2017).
 - [6] S. Murakami, Phase transition between the quantum spin Hall and insulator phases in 3D: Emergence of a topological gapless phase, *New Journal of Physics* **9**, 356 (2007).
 - [7] S. Murakami, S. Iso, Y. Avishai, M. Onoda, and N. Nagaosa, Tuning phase transition between quantum spin Hall and ordinary insulating phases, *Phys. Rev. B* **76**, 205304 (2007).
 - [8] K.-Y. Yang, Y.-M. Lu, and Y. Ran, Quantum Hall effects in a Weyl semimetal: Possible application in pyrochlore iridates, *Phys. Rev. B* **84**, 075129 (2011).

- [9] A. A. Burkov and L. Balents, Weyl semimetal in a topological insulator multilayer, *Phys. Rev. Lett.* **107**, 127205 (2011).
- [10] X. Wan, A. M. Turner, A. Vishwanath, and S. Y. Savrasov, Topological semimetal and Fermi-arc surface states in the electronic structure of pyrochlore iridates, *Phys. Rev. B* **83**, 205101 (2011).
- [11] G. Xu, H. Weng, Z. Wang, X. Dai, and Z. Fang, Chern semimetal and the quantized anomalous hall effect in HgCr_2Se_4 , *Phys. Rev. Lett.* **107**, 186806 (2011).
- [12] D. Xiao, M.-C. Chang, and Q. Niu, Berry phase effects on electronic properties, *Rev. Mod. Phys.* **82**, 1959 (2010).
- [13] G. Volovik and M. Zubkov, Emergent Weyl spinors in multi-fermion systems, *Nuclear Physics B* **881**, 514 (2014).
- [14] E. V. Gorbar, V. A. Miransky, I. A. Shovkovy, and P. O. Sukhachov, Anomalous thermoelectric phenomena in lattice models of multi-Weyl semimetals, *Phys. Rev. B* **96**, 155138 (2017).
- [15] A. A. Burkov, Anomalous Hall Effect in Weyl Metals, *Phys. Rev. Lett.* **113**, 187202 (2014).
- [16] J. F. Steiner, A. V. Andreev, and D. A. Pesin, Anomalous Hall Effect in Type-I Weyl Metals, *Phys. Rev. Lett.* **119**, 036601 (2017).
- [17] C. Shekhar, N. Kumar, V. Grinenko, S. Singh, R. Sarkar, H. Luetkens, S.-C. Wu, Y. Zhang, A. C. Komarek, E. Kampert, Y. Skourski, J. Wosnitza, W. Schnelle, A. McCollam, U. Zeitler, J. Kübler, B. Yan, H.-H. Klauss, S. S. P. Parkin, and C. Felser, Anomalous Hall effect in Weyl semimetal half-Heusler compounds RPTb ($\text{R} = \text{Gd}$ and Nd), *Proc. Natl. Acad. Sci. U.S.A.* **115**, 9140 (2018).
- [18] S. J. Watzman, T. M. McCormick, C. Shekhar, S.-C. Wu, Y. Sun, A. Prakash, C. Felser, N. Trivedi, and J. P. Heremans, Dirac dispersion generates unusually large Nernst effect in Weyl semimetals, *Phys. Rev. B* **97**, 161404 (2018).
- [19] F. Cagliaris, C. Wuttke, S. Sykora, V. Süss, C. Shekhar, C. Felser, B. Büchner, and C. Hess, Anomalous Nernst effect and field-induced Lifshitz transition in the Weyl semimetals TaP and TaAs , *Phys. Rev. B* **98**, 201107 (2018).
- [20] Y. Ferreira, A. A. Zyuzin, and J. H. Bardarson, Anomalous Nernst and thermal Hall effects in tilted Weyl semimetals, *Phys. Rev. B* **96**, 115202 (2017).
- [21] A. Roy Karmakar, S. Nandy, G. P. Das, and K. Saha, Probing mirror anomaly and classes of Dirac semimetals with circular dichroism, *Phys. Rev. Research* **3**, 013230 (2021).
- [22] X. Huang, L. Zhao, Y. Long, P. Wang, D. Chen, Z. Yang, H. Liang, M. Xue, H. Weng, Z. Fang, X. Dai, and G. Chen, Observation of the Chiral-Anomaly-Induced Negative Magnetoresistance in 3D Weyl Semimetal TaAs , *Phys. Rev. X* **5**, 031023 (2015).
- [23] A. A. Zyuzin and A. A. Burkov, Topological response in Weyl semimetals and the chiral anomaly, *Phys. Rev. B* **86**, 115133 (2012).
- [24] C.-L. Zhang, S.-Y. Xu, I. Belopolski, Z. Yuan, Z. Lin, B. Tong, G. Bian, N. Alidoust, C.-C. Lee, S.-M. Huang, T.-R. Chang, G. Chang, C.-H. Hsu, H.-T. Jeng, M. Neupane, D. S. Sanchez, H. Zheng, J. Wang, H. Lin, C. Zhang, H.-Z. Lu, S.-Q. Shen, T. Neupert, M. Zahid Hasan, and S. Jia, Signatures of the Adler-Bell-Jackiw chiral anomaly in a Weyl fermion semimetal, *Nat Commun* **7**, 10735 (2016).
- [25] P. J. W. Moll, A. C. Potter, N. L. Nair, B. J. Ramshaw, K. A. Modic, S. Riggs, B. Zeng, N. J. Ghimire, E. D. Bauer, R. Kealhofer, F. Ronning, and J. G. Analytis, Magnetic torque anomaly in the quantum limit of Weyl semimetals, *Nat Commun* **7**, 12492 (2016).
- [26] C. Zeng, S. Nandy, and S. Tewari, Chiral anomaly induced nonlinear Nernst and thermal Hall effects in Weyl semimetals, *Phys. Rev. B* **105**, 125131 (2022).
- [27] C. Zeng, S. Nandy, and S. Tewari, Nonlinear transport in Weyl semimetals induced by Berry curvature dipole, *Phys. Rev. B* **103**, 245119 (2021).
- [28] S. Ghosh, D. Sinha, S. Nandy, and A. Taraphder, Chirality-dependent planar Hall effect in inhomogeneous Weyl semimetals, *Phys. Rev. B* **102**, 121105 (2020).
- [29] T. Nag and S. Nandy, Magneto-transport phenomena of type-I multi-Weyl semimetals in co-planar setups, *Journal of Physics: Condensed Matter* **33**, 075504 (2020).
- [30] A. A. Burkov, Giant planar Hall effect in topological metals, *Phys. Rev. B* **96**, 041110 (2017).
- [31] S. Nandy, G. Sharma, A. Taraphder, and S. Tewari, Chiral Anomaly as the Origin of the Planar Hall Effect in Weyl Semimetals, *Phys. Rev. Lett.* **119**, 176804 (2017).
- [32] R. Singha, S. Roy, A. Pariari, B. Satpati, and P. Mandal, Planar Hall effect in the type-II Dirac semimetal VAl , *Phys. Rev. B* **98**, 081103 (2018).
- [33] N. Kumar, S. N. Guin, C. Felser, and C. Shekhar, Planar Hall effect in the Weyl semimetal GdPtBi , *Phys. Rev. B* **98**, 041103 (2018).
- [34] F. C. Chen, X. Luo, J. Yan, Y. Sun, H. Y. Lv, W. J. Lu, C. Y. Xi, P. Tong, Z. G. Sheng, X. B. Zhu, W. H. Song, and Y. P. Sun, Planar Hall effect in the type-II Weyl semimetal Td-MoTe_2 , *Phys. Rev. B* **98**, 041114 (2018).
- [35] G. Sharma, S. Nandy, K. V. Raman, and S. Tewari, Revisiting magnetotransport in Weyl semimetals, [arXiv:2201.09922](https://arxiv.org/abs/2201.09922) (2022).
- [36] J. Yang, W. L. Zhen, D. D. Liang, Y. J. Wang, X. Yan, S. R. Weng, J. R. Wang, W. Tong, L. Pi, W. K. Zhu, and C. J. Zhang, Current jetting distorted planar Hall effect in a Weyl semimetal with ultrahigh mobility, *Phys. Rev. Materials* **3**, 014201 (2019).
- [37] R. Lundgren, P. Laurell, and G. A. Fiete, Thermoelectric properties of Weyl and Dirac semimetals, *Phys. Rev. B* **90**, 165115 (2014).
- [38] S. Nandy, A. Taraphder, and S. Tewari, Planar thermal Hall effect in Weyl semimetals, *Phys. Rev. B* **100**, 115139 (2019).
- [39] G. Sharma, P. Goswami, and S. Tewari, Nernst and magnetothermal conductivity in a lattice model of Weyl fermions, *Phys. Rev. B* **93**, 035116 (2016).
- [40] S. Nandy and D. A. Pesin, Nonreciprocal optics and magnetotransport in Weyl metals as signatures of band topology, [arXiv:2112.14756](https://arxiv.org/abs/2112.14756) (2021).
- [41] S. K. Das, T. Nag, and S. Nandy, Topological Magnus responses in two- and three-dimensional systems, *Phys. Rev. B* **104**, 115420 (2021).
- [42] S. Nandy and D. A. Pesin, Chiral magnetic effect of hot electrons, *Phys. Rev. Lett.* **125**, 266601 (2020).
- [43] S.-Y. Xu, I. Belopolski, N. Alidoust, M. Neupane, G. Bian, C. Zhang, R. Sankar, G. Chang, Z. Yuan, C.-C. Lee, S.-M. Huang, H. Zheng, J. Ma, D. S. Sanchez, B. Wang, A. Bansil, F. Chou, P. P. Shibayev, H. Lin, S. Jia, and M. Zahid Hasan, Discovery of a Weyl fermion semimetal and topological Fermi arcs, *Science* **349**, 613 (2015).
- [44] B. Q. Lv, H. M. Weng, B. B. Fu, X. P. Wang, H. Miao, J. Ma, P. Richard, X. C. Huang, L. X. Zhao, G. F. Chen, Z. Fang, X. Dai, T. Qian, and H. Ding, Experimental discovery of weyl semimetal TaAs , *Phys. Rev. X* **5**, 031013 (2015).
- [45] I. Belopolski, K. Manna, D. S. Sanchez, G. Chang, B. Ernst, J. Yin, S. S. Zhang, T. Cochran, N. Shumiya, H. Zheng, B. Singh, G. Bian, D. Multer, M. Litskevich, X. Zhou, S.-M. Huang, B. Wang, T.-R. Chang, S.-Y. Xu, A. Bansil, C. Felser, H. Lin, and M. Zahid Hasan, Discovery of topological Weyl fermion lines and drumhead surface states in a room tempera-

- ture magnet, *Science* **365**, 1278 (2019).
- [46] D. F. Liu, A. J. Liang, E. K. Liu, Q. N. Xu, Y. W. Li, C. Chen, D. Pei, W. J. Shi, S. K. Mo, P. Dudin, T. Kim, C. Cacho, G. Li, Y. Sun, L. X. Yang, Z. K. Liu, S. S. P. Parkin, C. Felser, and Y. L. Chen, Magnetic Weyl semimetal phase in a Kagome crystal, *Science* **365**, 1282 (2019).
- [47] N. Morali, R. Batabyal, P. K. Nag, E. Liu, Q. Xu, Y. Sun, B. Yan, C. Felser, N. Avraham, and Haim Beidenkopf, Fermi arc diversity on surface terminations of the magnetic Weyl semimetal $\text{Co}_3\text{Sn}_2\text{S}_2$, *Science* **365**, 1286 (2019).
- [48] H. Yang, W. You, J. Wang, J. Huang, C. Xi, X. Xu, C. Cao, M. Tian, Z.-A. Xu, J. Dai, and Y. Li, Giant anomalous Nernst effect in the magnetic Weyl semimetal $\text{Co}_3\text{Sn}_2\text{S}_2$, *Phys. Rev. Materials* **4**, 024202 (2020).
- [49] S.-Y. Yang, J. Noky, J. Gayles, F. K. Dejene, Y. Sun, M. Dörr, Y. Skourski, C. Felser, M. N. Ali, E. Liu, and S. S. P. Parkin, Field-Modulated Anomalous Hall Conductivity and Planar Hall Effect in $\text{Co}_3\text{Sn}_2\text{S}_2$ Nanoflakes, *Nano Lett.* **20**, 7860 (2020).
- [50] E. Liu, Y. Sun, N. Kumar, L. Muechler, A. Sun, L. Jiao, S.-Y. Yang, D. Liu, A. Liang, Q. Xu, J. Kroder, V. Süß, H. Borrmann, C. Shekhar, Z. Wang, C. Xi, W. Wang, W. Schnelle, S. Wirth, Y. Chen, S. T. B. Goennenwein, and C. Felser, Giant anomalous Hall effect in a ferromagnetic kagome-lattice semimetal, *Nature Phys* **14**, 1125 (2018).
- [51] S. Li, G. Gu, E. Liu, P. Cheng, B. Feng, Y. Li, L. Chen, and K. Wu, Epitaxial Growth and Transport Properties of Magnetic Weyl Semimetal $\text{Co}_3\text{Sn}_2\text{S}_2$ Thin Films, *ACS Appl. Electron. Mater.* **2**, 126 (2020).
- [52] Y. Okamura, S. Minami, Y. Kato, Y. Fujishiro, Y. Kaneko, J. Ikeda, J. Muramoto, R. Kaneko, K. Ueda, V. Kocsis, N. Kanazawa, Y. Taguchi, T. Koretsune, K. Fujiwara, A. Tsukazaki, R. Arita, Y. Tokura, and Y. Takahashi, Giant magneto-optical responses in magnetic Weyl semimetal $\text{Co}_3\text{Sn}_2\text{S}_2$, *Nat Commun* **11**, 4619 (2020).
- [53] G. S. Thakur, P. Vir, S. N. Guin, C. Shekhar, R. Wehrich, Y. Sun, N. Kumar, and C. Felser, Intrinsic Anomalous Hall Effect in Ni-Substituted Magnetic Weyl Semimetal $\text{Co}_3\text{Sn}_2\text{S}_2$, *Chem. Mater.* **32**, 1612 (2020).
- [54] Q. Wang, Y. Xu, R. Lou, Z. Liu, M. Li, Y. Huang, D. Shen, H. Weng, S. Wang, and H. Lei, Large intrinsic anomalous Hall effect in half-metallic ferromagnet $\text{Co}_3\text{Sn}_2\text{S}_2$ with magnetic Weyl fermions, *Nat Commun* **9**, 3681 (2018).
- [55] Shama, R. Gopal, and Y. Singh, Observation of planar Hall effect in the ferromagnetic Weyl semimetal $\text{Co}_3\text{Sn}_2\text{S}_2$, *Journal of Magnetism and Magnetic Materials* **502**, 166547 (2020).
- [56] X. Chen, M. Wang, C. Gu, S. Wang, Y. Zhou, C. An, Y. Zhou, B. Zhang, C. Chen, Y. Yuan, M. Qi, L. Zhang, H. Zhou, J. Zhou, Y. Yao, and Z. Yang, Pressure-tunable large anomalous Hall effect of the ferromagnetic kagome-lattice Weyl semimetal $\text{Co}_3\text{Sn}_2\text{S}_2$, *Phys. Rev. B* **100**, 165145 (2019).
- [57] M. Tanaka, Y. Fujishiro, M. Mogi, Y. Kaneko, T. Yokosawa, N. Kanazawa, S. Minami, T. Koretsune, R. Arita, S. Tarucha, M. Yamamoto, and Y. Tokura, Topological Kagome Magnet $\text{Co}_3\text{Sn}_2\text{S}_2$ Thin Flakes with High Electron Mobility and Large Anomalous Hall Effect, *Nano Lett.* **20**, 7476 (2020).
- [58] S. N. Guin, P. Vir, Y. Zhang, N. Kumar, S. J. Watzman, C. Fu, E. Liu, K. Manna, W. Schnelle, J. Gooth, C. Shekhar, Y. Sun, and C. Felser, Zero-Field Nernst Effect in a Ferromagnetic Kagome-Lattice Weyl-Semimetal $\text{Co}_3\text{Sn}_2\text{S}_2$, *Adv. Mater.* **31**, 1806622 (2019).
- [59] Y. Zhang, N. P. Ong, Z. A. Xu, K. Krishana, R. Gagnon, and L. Taillefer, Determining the Wiedemann-Franz Ratio from the Thermal Hall Conductivity: Application to Cu and $\text{YBa}_2\text{Cu}_3\text{O}_{6.95}$, *Phys. Rev. Lett.* **84**, 2219 (2000).
- [60] Y. Onose, Y. Shiomi, and Y. Tokura, Lorenz Number Determination of the Dissipationless Nature of the Anomalous Hall Effect in Itinerant Ferromagnets, *Phys. Rev. Lett.* **100**, 016601 (2008).
- [61] X. Li, L. Xu, L. Ding, J. Wang, M. Shen, X. Lu, Z. Zhu, and K. Behnia, Anomalous Nernst and Righi-Leduc Effects in Mn_3Sn : Berry Curvature and Entropy Flow, *Phys. Rev. Lett.* **119**, 056601 (2017).
- [62] M. Hirschberger, R. Chisnell, Y. S. Lee, and N. P. Ong, Thermal Hall Effect of Spin Excitations in a Kagome Magnet, *Phys. Rev. Lett.* **115**, 106603 (2015).
- [63] M. Hirschberger, J. W. Krizan, R. J. Cava, and N. P. Ong, Large thermal Hall conductivity of neutral spin excitations in a frustrated quantum magnet, *Science* **348**, 106 (2015).
- [64] H. Doki, M. Akazawa, H.-Y. Lee, J. H. Han, K. Sugii, M. Shimosawa, N. Kawashima, M. Oda, H. Yoshida, and M. Yamashita, Spin Thermal Hall Conductivity of a Kagome Antiferromagnet, *Phys. Rev. Lett.* **121**, 097203 (2018).
- [65] T. Ideue, T. Kurumaji, S. Ishiwata, and Y. Tokura, Giant thermal Hall effect in multiferroics, *Nature Mater* **16**, 797 (2017).
- [66] B. Jiang, L. Wang, R. Bi, J. Fan, J. Zhao, D. Yu, Z. Li, and X. Wu, Chirality-Dependent Hall Effect and Antisymmetric Magnetoresistance in a Magnetic Weyl Semimetal, *Phys. Rev. Lett.* **126**, 236601 (2021).
- [67] B. Jiang, J. Zhao, J. Qian, S. Zhang, X. Qiang, L. Wang, R. Bi, J. Fan, H.-Z. Lu, E. Liu, and X. Wu, Antisymmetric Seebeck Effect in a Tilted Weyl Semimetal, *Phys. Rev. Lett.* **129**, 056601 (2022).
- [68] K. Hwang, N. Trivedi, and M. Randeria, Topological Magnons with Nodal-Line and Triple-Point Degeneracies: Implications for Thermal Hall Effect in Pyrochlore Iridates, *Phys. Rev. Lett.* **125**, 047203 (2020).
- [69] S. Li and A. H. Nevidomskyy, Topological Weyl magnons and thermal Hall effect in layered honeycomb ferromagnets, *Phys. Rev. B* **104**, 104419 (2021).
- [70] H. Zhang, C. Xu, C. Carnahan, M. Sretenovic, N. Suri, D. Xiao, and X. Ke, Anomalous Thermal Hall Effect in an Insulating van der Waals Magnet, *Phys. Rev. Lett.* **127**, 247202 (2021).
- [71] R. Wehrich, I. Anusca, and M. Zabel, Halbantiperowskite: Zur Struktur der Shandite $\text{M}_3/2\text{AS}$ ($\text{M} = \text{Co}, \text{Ni}$; $\text{A} = \text{In}, \text{Sn}$) und ihren Typ-Antitypbeziehungen, *Z. anorg. allg. Chem.* **631**, 1463 (2005).
- [72] R. Wehrich and I. Anusca, Half Antiperovskites. III. Crystallographic and Electronic Structure Effects in $\text{Sn}_2\text{-xIn}_x\text{Co}_3\text{S}_2$, *Z. anorg. allg. Chem.* **632**, 1531 (2006).
- [73] P. Vaqueiro and G. G. Sobany, A powder neutron diffraction study of the metallic ferromagnet $\text{Co}_3\text{Sn}_2\text{S}_2$, *Solid State Sciences* **11**, 513 (2009).
- [74] W. Schnelle, A. Leithe-Jasper, H. Rosner, F. M. Schappacher, R. Pöttgen, F. Pielhofer, and R. Wehrich, Ferromagnetic ordering and half-metallic state of $\text{Sn}_2\text{Co}_3\text{S}_2$ with the shandite-type structure, *Phys. Rev. B* **88**, 144404 (2013).
- [75] M. Holder, Y. S. Dedkov, A. Kade, H. Rosner, W. Schnelle, A. Leithe-Jasper, R. Wehrich, and S. L. Molodtsov, Photoemission study of electronic structure of the half-metallic ferromagnet $\text{Co}_3\text{Sn}_2\text{S}_2$, *Phys. Rev. B* **79**, 205116 (2009).
- [76] Y. S. Dedkov, M. Holder, S. L. Molodtsov, and H. Rosner, Electronic structure of shandite $\text{Co}_3\text{Sn}_2\text{S}_2$, *J. Phys.: Conf. Ser.* **100**, 072011 (2008).
- [77] G. Kresse and J. Furthmüller, Efficient iterative schemes for *ab initio* total-energy calculations using a plane-wave basis set, *Phys. Rev. B* **54**, 11169 (1996).

- [78] J. P. Perdew, K. Burke, and M. Ernzerhof, Generalized Gradient Approximation Made Simple, *Phys. Rev. Lett.* **77**, 3865 (1996).
- [79] G. Pizzi, V. Vitale, R. Arita, S. Blügel, F. Freimuth, G. Géranton, M. Gibertini, D. Gresch, C. Johnson, T. Koretsune, J. Ibañez-Azpiroz, H. Lee, J.-M. Lihm, D. Marchand, A. Marrazzo, Y. Mokrousov, J. I. Mustafa, Y. Nohara, Y. Nomura, L. Paulatto, S. Poncé, T. Ponweiser, J. Qiao, F. Thöle, S. S. Tsirkin, M. Wierzbowska, N. Marzari, D. Vanderbilt, I. Souza, A. A. Mostofi, and J. R. Yates, Wannier90 as a community code: New features and applications, *J. Phys.: Condens. Matter* **32**, 165902 (2020).
- [80] D. Gresch, Q. Wu, G. W. Winkler, R. Häuselmann, M. Troyer, and A. A. Soluyanov, Automated construction of symmetrized Wannier-like tight-binding models from *ab initio* calculations, *Phys. Rev. Materials* **2**, 103805 (2018).
- [81] Y. Xu, J. Zhao, C. Yi, Q. Wang, Q. Yin, Y. Wang, X. Hu, L. Wang, E. Liu, G. Xu, L. Lu, A. A. Soluyanov, H. Lei, Y. Shi, J. Luo, and Z.-G. Chen, Electronic correlations and flattened band in magnetic Weyl semimetal candidate Co₃Sn₂S₂, *Nat Commun* **11**, 3985 (2020).
- [82] S. L. Dudarev, G. A. Botton, S. Y. Savrasov, C. J. Humphreys, and A. P. Sutton, Electron-energy-loss spectra and the structural stability of nickel oxide: An LSDA+U study, *Phys. Rev. B* **57**, 1505 (1998).
- [83] D. Xiao, Y. Yao, Z. Fang, and Q. Niu, Berry-Phase Effect in Anomalous Thermoelectric Transport, *Phys. Rev. Lett.* **97**, 026603 (2006).
- [84] D. L. Bergman and V. Oganesyan, Theory of Dissipationless Nernst Effects, *Phys. Rev. Lett.* **104**, 066601 (2010).
- [85] T. M. McCormick, R. C. McKay, and N. Trivedi, Semiclassical theory of anomalous transport in type-II topological Weyl semimetals, *Phys. Rev. B* **96**, 235116 (2017).