

Realization of Practical Eightfold Fermions and Fourfold van Hove Singularity in TaCo₂Te₂

Hongtao Rong^{1*}, Zhenqiao Huang^{1,7*}, Xin Zhang^{2,8*}, Shiv Kumar^{3*}, Fayuang Zhang¹, Chengcheng Zhang¹, Yuan Wang¹, Zhanyang Hao¹, Yongqing Cai¹, Le Wang¹, Cai Liu¹, Xiao-Ming Ma¹, Shu Guo¹, Bing Shen⁴, Yi Liu⁵, Shengtao Cui⁵, Kenya Shimada³, Quansheng Wu^{6,10}, Junhao Lin¹, Yugui Yao^{2,8}, Zhiwei Wang^{2,8,9#}, Hu Xu^{1#}, and Chaoyu Chen^{1#}

¹ Shenzhen Institute for Quantum Science and Engineering (SIQSE) and Department of Physics, Southern University of Science and Technology (SUSTech), Shenzhen 518055, China.

² Centre for Quantum Physics, Key Laboratory of Advanced Optoelectronic Quantum Architecture and Measurement, School of Physics, Beijing Institute of Technology, Beijing 100081, China.

³ Hiroshima Synchrotron Radiation Centre, Hiroshima University, Higashi-Hiroshima, Hiroshima 739-0046, Japan.

⁴ School of Physics, Sun Yat-Sen University, Guangzhou 510275, China.

⁵ National Synchrotron Radiation Laboratory, University of Science and Technology of China, Hefei, Anhui 230029, China.

⁶ Beijing National Laboratory for Condensed Matter Physics, and Institute of Physics, Chinese Academy of Sciences, Beijing 100190, China.

⁷ Department of Physics, The Hong Kong University of Science and Technology, Clear Water Bay, Hong Kong, China.

⁸ Beijing Key Lab of Nanophotonics and Ultrafine Optoelectronic Systems, Beijing Institute of Technology, Beijing 100081, China.

⁹ Material Science Center, Yangtze Delta Region Academy of Beijing Institute of Technology, Jiaxing 314011, China.

¹⁰ University of Chinese Academy of Sciences, Beijing 100049, China.

* These authors contributed equally to this work.

#Correspondence should be addressed to Z.W. (zhiweiwang@bit.edu.cn), H.X. (xuh@sustech.edu.cn) and C.C. (chency@sustech.edu.cn)

Space groups describing the symmetry of lattice structure allow the emergence of fermionic quasiparticles with various degeneracy in the band structure. Theoretical efforts have predicted many materials hosting fermions with the highest degeneracy, *i.e.*, eightfold fermions, yet lacking experimental realization. Here, we explore the band degeneracies in TaCo₂Te₂ crystals. Through systematic experimental and theoretical analyses, we establish TaCo₂Te₂ as a nonsymmorphic crystal with negligible spin-orbit coupling and magnetism. These properties guarantee the first realization of practical eightfold fermions and fourfold van Hove singularity, as directly observed by photoemission spectroscopy. We further show that TaCo₂Te₂ also points to a practical route towards the realization of long-sought hourglass fermions, providing a unique platform to explore states of matter intertwining correlation, symmetry, and band topology.

It has been an eternal theme in condensed matter physics to explore emerging low-energy elementary excitations from many-body interactions and/or symmetry constraints. In analog to high-energy physics where the Pioncaré symmetry allows relativistic massless Weyl and Dirac fermions, in condensed matter physics Weyl and Dirac type low-energy quasiparticle excitations have been realized based on materials like graphene [1,2], topological insulator [3-6] and topological semimetals [7-14]. At zero momentum, Weyl and Dirac fermions are twofold and fourfold degenerate, respectively. Moreover, as subgroups of the Pioncaré symmetry, the 230 space groups in condensed matter physics impose fewer constraints on the allowed types of fermions. New fermionic quasiparticles beyond high-energy physics, including threefold, sixfold, and eightfold fermions, can emerge as band degeneracy [15-26]. Experimental exploration of such band degeneracy represents a major and yet-to-be accomplished task.

Table I: Experimental observation of different types of fermions in material families.

order of dispersion n	band degeneracy g				
	2	3	4	6	8
1	TaAs [7-11], MoTe ₂ [27-29], LaAlGe [30], TaIrTe ₄ [31], YbMnBi ₂ [32], Co ₂ MnGa [33], Co ₃ Sn ₂ S ₂ [34]	MoP [35,36]	Na ₃ Bi [13,14] Cd ₃ As ₂ [12] PtSe ₂ [37-42]	CoSi [43-47] PdBiSe [48]	TaCo ₂ Te ₂ This work
2	? (awaiting experimental proof)	?	α -Sn [49]	PdSb ₂ [50-52]	Forbidden
3	?	Forbidden	?	Forbidden	Forbidden

In Table I, the spectroscopic observation of fermionic excitations as band degeneracy in crystalline materials is summarized according to the band degeneracy g and the order of

dispersion \mathbf{n} . According to theoretical analysis, there exist cubic ($\mathbf{n} = 3$) Weyl and Dirac fermions [22,24] yet lacking experimental observation. Quadratic ($\mathbf{n} = 2$) Dirac and sixfold fermions have been observed directly by angle-resolved photoemission spectroscopy (ARPES) in α -Sn [49] and PdSb₂ [50-52], respectively. Besides that, all the experimentally realized fermionic quasiparticles are of linear dispersion ($\mathbf{n} = 1$) with band degeneracy $\mathbf{g} = 2, 3, 4, 6$. However, for quasiparticles with the highest band degeneracy, *i.e.*, eightfold fermions, despite its theoretical prediction based on space groups 130, 135, 218, 220, 222, 223, 230 [16,20,22,25,26], the spectroscopic observation is still missing. This is particularly due to the difficulty in growing or handling the candidate materials [53-55]. Our approach to overcome this is to seek materials with negligible spin-orbit coupling (SOC) effect, which loses symmetry constraints and expands the space group selection.

In this work, we report the practical realization of eightfold fermion in a nonsymmorphic (space group 62) crystal TaCo₂Te₂ with negligible SOC. ARPES measurement revealed a double Dirac cone (DDC) feature at the Brillouin zone (BZ) \bar{X} point. Density functional theory (DFT) analysis prove this feature as an eightfold degenerate node at the S point of bulk BZ, protected by the combination of crystalline and time-reversal symmetry. Including SOC opens a negligible gap, rendering practical realization of eightfold fermions. Such symmetry combination also protects a fourfold (robust against SOC) van Hove singularity (VHS) at Z close to the Fermi level (E_F), which represents a new type of VHS beyond the recent classifications of high-order VHSs [56,57]. These features, as proved via ARPES, host enhanced density of states at E_F , amplify electron correlation, potentially resulting in various ordering instabilities. Through DFT calculation, we further prove that enhancement of SOC, say, in TaIr₂Te₂, would promote the practical observation of bulk hourglass fermions for the first time. These results suggest TaCo₂Te₂ as a unique platform to explore emergent physics intertwining correlation, symmetry, and band topology.

TaCo₂Te₂ crystallizes in an orthorhombic structure [58]. Using single-crystal X-ray diffraction (SCXRD) we determine its lattice structure as lattice constants $a = 6.6116 \text{ \AA}$, $b = 6.5735 \text{ \AA}$, $c = 17.783 \text{ \AA}$ in space group 62 ($Pm\bar{c}n$). The corresponding BZ is shown in Fig. 1(b). The crystallinity of as-grown single crystals was examined by XRD. As shown in Fig. 1(c), all the diffraction peaks can be well indexed by the (00l) reflections with $c = 17.783 \text{ \AA}$. The magnetic property of TaCo₂Te₂ is shown in Fig. 1(d). First, no order behaviour can be observed from $\chi - T$ measurement, indicating the absence of antiferromagnetic or ferromagnetic order in the current temperature region. Between 100 K and 300 K, the slope of $\chi - T$ curves can be positive or negative depending on the specific sample, neither of which can be fitted by Curie-Weiss law, suggesting this temperature dependence is extrinsic. Secondly, the value of χ in TaCo₂Te₂ is 3 orders of magnitude lower compared to the typical cobalt compound Co₃Sn₂S₂ [59,60], suggesting negligible Co moment. Thirdly, the field-dependent magnetization ($M - H$) curves also show no

signature of saturation or hysteresis behaviour. All the above magnetic properties enable us to omit the magnetism of TaCo₂Te₂ in the following electronic structure study.

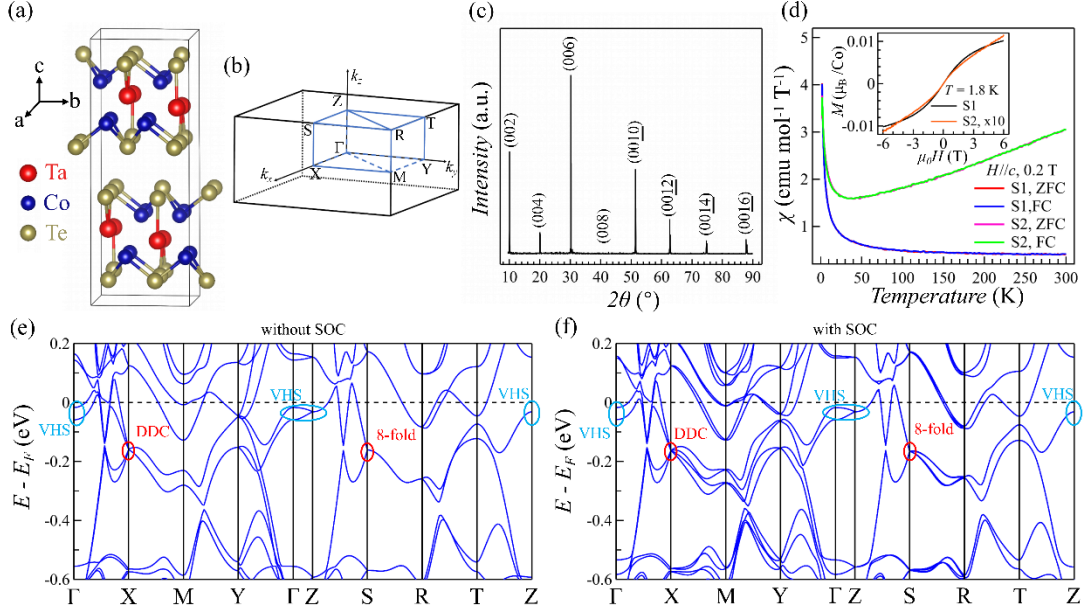


FIG. 1. Eightfold fermions and fourfold VHS in nonsymmorphic TaCo₂Te₂ with negligible magnetic order. (a) Crystal structure of TaCo₂Te₂. (b) Three-dimensional BZ of TaCo₂Te₂. (c) Single crystal x-ray diffraction (XRD) result taken at 300 K. (d) Zero-field-cooled (ZFC) and field-cooled (FC) magnetic susceptibility (χ) vs temperature (T) for magnetic field $H = 0.2$ T parallel to the c axis. Inset: Field-dependent magnetization (M) at 1.8 K. (e, f) DFT calculated dispersions along the high-symmetry path without considering SOC (e) and with SOC (f).

Figures 1(e) and 1(f) show the band structure of TaCo₂Te₂ along the high-symmetry path calculated by DFT without and with considering SOC, respectively. Two exotic features in the $k_z = 0$ plane ($\Gamma - X - M - Y - \Gamma$ plane) are noticeable. The first one is a DDC feature (~ -0.17 eV) at X point (highlighted by red ellipses). Fig. 2(f) shows that this DDC has two fourfold degenerate points separated by a Dirac gap ~ 0.7 meV. The second one is a double VHS feature close to E_F at Γ point (highlighted by blue ellipses). Along $\Gamma - X$ direction they are electron pockets centered at Γ and crossing E_F , while along $\Gamma - X$ they are hole-like, yielding two saddle point VHSs.

When moving to $k_z = \pi$ plane ($Z - S - R - T - Z$ plane), the energy splitting between band pairs decreases and even vanishes, resulting in doubled band degeneracy. The DDC feature at X merges into a single, fourfold Dirac cone with a gapless, eightfold degenerate point at S (Fig. 2(h)). This eightfold fermion is symmetry-protected without SOC, determined by the projective irreducible representations (IReps) of the little group at S . Since the system is nonmagnetic without considering SOC, we only need to consider single-valued IReps. Nonsymmorphic group

$Pm\bar{c}n$ has higher dimension IReps at the boundary of the first BZ [61]. At S , the little group has two two-dimension IReps, which are conjugated to each other. Due to the time reversal symmetry, the two conjugated IReps will become a four-dimension IRep through the direct sum. Moreover, since the SOC here is negligible, the spin space has $SU(2)$ symmetry protecting the spin degeneracy. Therefore, the band at the point S is eightfold degenerate. On the other hand, when considering SOC, the degeneracy will be determined by the double-valued projective IReps of the little group and the $SU(2)$ symmetry will be broken. Although the double-valued IReps of the little group at S also include a four-dimension IRep, the time reversal cannot lead to eightfold degeneracy [16,20]. Therefore, SOC will generally open a gap at S . But the following ARPES measurement (unresolvable) and DFT analysis (~ 0.4 meV) both manifest that this SOC induced gap is negligible.

Besides, the double VHSs at Γ merge into one single VHS at Z , forming a fourfold VHS, robust against SOC. First, Z is invariant under inversion symmetry P and a glide mirror $\tilde{M}_x: (x, y, z) \rightarrow (-x, y + \frac{1}{2}, z + \frac{1}{2})$. In this case, if a Bloch state $|u\rangle$ is an eigenstate of \tilde{M}_x with eigenvalue g_x , there is another state of the system $P|u\rangle$. Moreover, because of the fractional translation of \tilde{M}_x , the two operators are anticommutative, $\{P, \tilde{M}_x\} = 0$, which gives $M_x P|u\rangle = -P\tilde{M}_x|u\rangle = -g_x P|u\rangle$. Thus, $|u\rangle$ and $P|u\rangle$ must be linearly independent for their opposite eigenvalues. Then, since Z is a time reversal invariant momentum and the time reversal operator T has $T^2 = -1$, the band at this point has a Kramer double degeneracy. Therefore, for the states $|u\rangle$ and $P|u\rangle$, there must be linearly independent states $T|u\rangle$ and $TP|u\rangle$ having the same energy. Because $PT = TP$ here, $TP|u\rangle$ is equal to $PT|u\rangle$. So, the independence of $T|u\rangle$ and $TP|u\rangle$ can be also argued by the anticommutation relation. Furthermore, the Z point is also invariant under the combination of time reversal and inversion symmetries TP with $(TP)^2 = -1$. Thus, $TP|u\rangle$ is another Kramer-like double degenerate state of $|u\rangle$ at Z . Therefore, for any eigenstates $|u\rangle$ of \tilde{M}_x with momentum vector $(0,0,\pi)$ in the crystal, there must be three linearly independent states $P|u\rangle, T|u\rangle$, and $TP|u\rangle$. Namely, the bands at Z are all fourfold degenerate.

Photon energy dependent ARPES measurement shown in Fig. 2(a) presents a periodic pattern of spectral intensity in the $k_x - k_z$ plane, helping to define the high symmetry points of Γ, Z, X, S , using lattice constant $c = 17.78$ Å and inner potential $V_0 = 13.5$ eV. Fermi surfaces mapped by ARPES at different k_z planes in Fig. 2(b) and 2(c) present features consistent with the DFT projection (Fig. 2(d)). Of particular interest are two elliptical features next to \bar{X} , which come from the DDC features along $\bar{\Gamma} - \bar{X} - \bar{\Gamma}$ direction. In Fig. 1(e-h), we compare the ARPES measured DDC spectra along $\Gamma - X - \Gamma$ and $Z - S - Z$ to the DFT calculated ones. For the DDC feature centered at X , the band pair splitting can be clearly resolved in the 2nd derivative plot shown in

Fig. 2(e). It is noted that this splitting in ARPES spectra is more evident for the outer cones than the inner ones, probably resulting from the fact that the inner ones are more dispersed along k_z direction and its projection into the $k_x - k_y$ plane may smear out its own splitting. According to the above symmetry analysis, moving to $k_z = \pi$ plane merges the DDC feature into a single but fourfold degenerate Dirac cone, with an eightfold degenerate Dirac point (Fig. 2(h)). This is indeed observed in the ARPES spectral along $Z - S - Z$ direction as shown in Fig. 2(g). Compared to ARPES spectra along $\Gamma - X - \Gamma$, spectra along $Z - S - Z$ show the absence of band pair splitting and the presence of a degenerate point with much enhanced spectral weight. These new features clearly prove the fourfold band degeneracy and the existence of eightfold fermion. The SOC induced gap (~ 0.4 meV according to DFT in Fig. 2(h)) is negligible as compared to the breadth of observed bands in ARPES spectra (Fig. 2(g)).

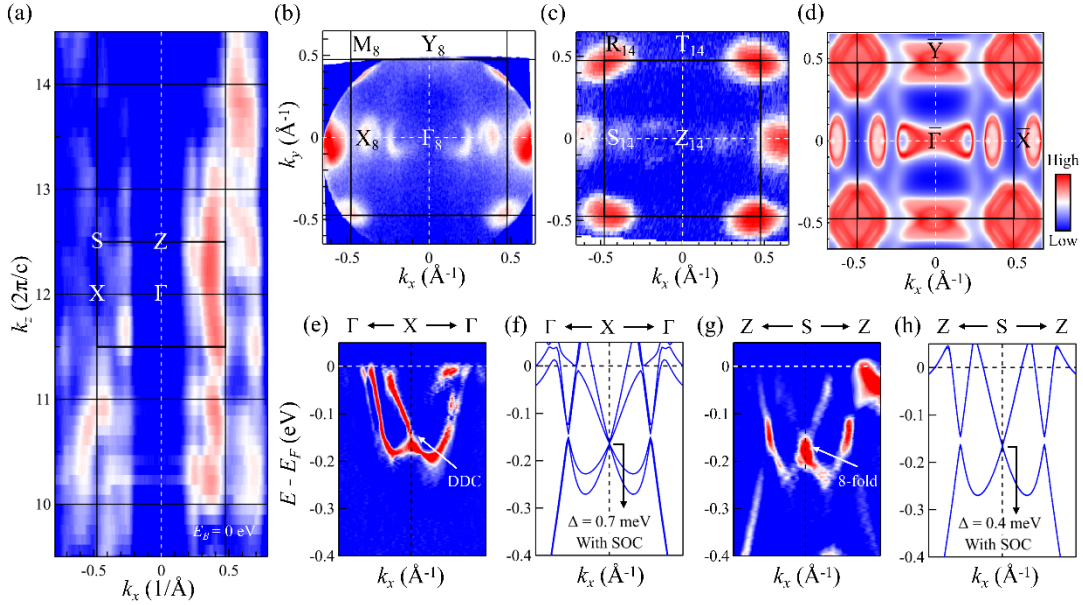


FIG. 2. Observation of practical eightfold fermions in TaCo₂Te₂. (a) Fermi surface in the $k_x - k_z$ plane measured by varying photon energy. (b, c) Fermi surface in the $k_x - k_y$ plane measured with photon energies 24 eV and 90 eV, respectively. (d) Fermi surface calculated by DFT with projection to the $k_x - k_y$ plane. (e-h) ARPES measured spectra (2nd derivative plot) and corresponding DFT calculated dispersions along high-symmetry paths with SOC.

We then focus on the fourfold VHS at Z point as shown in Fig. 3(a). According to DFT, this VHS manifests itself as an electron pocket along $Z - S$ and hole pocket along $Z - T$, thus as a saddle point with divergent density of states. To measure the corresponding spectra, we first align the $Z - S$ direction parallel to the measurement plane and then make a Fermi surface mapping. As shown by the mapping in Fig. 3(b), the spectral weight is heavily suppressed at Z in the first BZ due to the measurement geometry and orbital symmetry of the contributing electrons. So we

choose the extended BZ to extract the cut along $S - Z - S$. As shown in Fig. 3(c), ARPES spectra indeed present an electron-like pocket centered at Z with its minimum binding energy ~ 32 meV. Then the sample is rotated by 90° so that $Z - T$ is parallel to the measurement plane. The ARPES spectra along $T - Z - T$ are extracted from the corresponding Fermi surface mapping (Fig. 3(d)). As shown in Fig. 3(e), a hole-like pocket centered at Z can be resolved. Comparing Fig. 3(c) and 3(e), it is found that the minimum of electron pocket along $S - Z - S$ coincides with the maximum of hole pocket along $T - Z - T$, being evidence of a saddle point. As our previous symmetry analysis has proved Z as a fourfold degenerate point, this saddle point is thus a fourfold degenerate VHS, which goes beyond the recent classifications of high order VHSs [56,57].

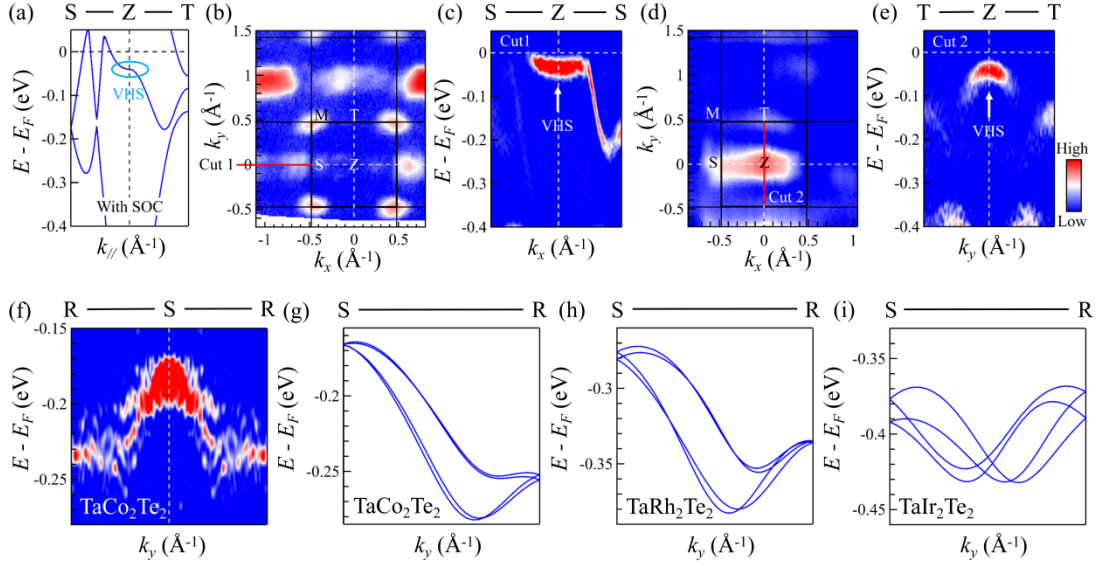


FIG. 3. Observation of fourfold VHSs in TaCo_2Te_2 and predicted realization of hourglass fermions in TaIr_2Te_2 . (a) DFT calculated fourfold bands along $S - Z - T$. (b, d) Fermi surface in $k_x - k_y$ plane measured with photon energy 90 eV, with the measurement plane defined by the incident light and emitted electrons parallel to $Z - S$ (b) and $Z - T$ (d) directions, respectively. (c, e) 2^{nd} derivative ARPES spectra taken from the momentum cut indicated by red lines in (b) and (d), respectively. (f) 2^{nd} derivative ARPES spectra showing the feature of hourglass fermion predicted in TaCo_2Te_2 . (g, h, i) DFT predicted hourglass fermions.

Discussion:

Combining experimental and calculational analyses, we have proved that the SOC effect on the band structure is very weak in TaCo_2Te_2 , which results in negligible energy splitting between adjacent Dirac crossing and the practical realization of eightfold fermions. All of the observed features, including the fourfold degenerate Dirac cone, the eightfold degenerate point hosted

inside and the fourfold saddle point VHS, feature enhanced density of state close to E_F , amplify electron correlation, potentially resulting in various ordering instabilities and many-body interactions.

Such negligible SOC also has the disadvantage in realizing exotic electronic excitations. As shown in Fig. 3(g), the nonsymmorphic symmetry also guarantees band features hosting hourglass fermions[18] along $S - R$ in TaCo_2Te_2 . But the splitting between adjacent Dirac crossing is too small to be resolved in the ARPES spectra (Fig. 3(f)). Increasing the effect of SOC, e.g., via substituting Co with Rh or Ir, would increase the adjacent Dirac crossing splitting and promote the practical observation of hourglass fermion features by ARPES. This expectation is indeed true as proved by our DFT calculation on the isostructural $\text{Ta}T_2\text{Te}_2$, where T represents Co, Rh, and Ir [62]. As shown in Fig. 3(g-i), in the considered energy-momentum region always exists an hourglass fermion feature for all the three materials. With increasing SOC, the energy splitting between adjacent Dirac points increases from $\sim 3 \text{ meV}$ in TaCo_2Te_2 to $\sim 15 \text{ meV}$ in TaIr_2Te_2 . The latter energy scale is comparable to the breadth of observed bands here, thus making the ARPES observation of hourglass fermions in TaIr_2Te_2 very promising. Our observation thus calls for further efforts to explore exotic states of matter and emergent phenomena intertwining correlation, symmetry, and band topology based on the TaCo_2Te_2 family of materials.

ACKNOWLEDGEMENTS

This work is supported by the National Natural Science Foundation of China (NSFC) (Grants No. 12074163), Guangdong Basic and Applied Basic Research Foundation (Grants No. 2022B1515020046 and No. 2021B1515130007), the Guangdong Innovative and Entrepreneurial Research Team Program (Grants No. 2019ZT08C044), Shenzhen Science and Technology Program (Grant No. KQTD20190929173815000 and No. RCYX20200714114523069). C.C. acknowledges the assistance of SUSTech Core Research Facilities. The work at Beijing Institute of Technology was supported by the Natural Science Foundation of China (Grant No. 92065109), the National Key R&D Program of China (Grant No. 2020YFA0308800), the Beijing Natural Science Foundation (Grant No. Z190006, Z210006). Z.W. thanks the Analysis & Testing Center at BIT for assistance in facility support.

Materials and Methods

Sample growth and Characterizations

High quality TaCo_2Te_2 single crystals were synthesized by using a chemical vapor transport method with I_2 as a transport agent. The mixture of Ta powder (purity 99.9%), Co pieces (99.99%), and Te shot (99.99%) were prepared with a molar ratio of $\text{Ta} : \text{Co} : \text{Te} = 1 : 1 : 2$, and sealed in a quartz tube under high vacuum. Then it was placed in a horizon two-zone tube furnace and maintained under a temperature gradient of 950 - 850 °C. After two weeks, shiny single crystals

with a typical size of about $1 \times 2 \times 0.1 \text{ nm}^3$ were obtained. The structure of the crystals was characterized by x-ray diffraction with Cu $K\alpha$ radiation at room temperature using a Rigaku Miniex diffractometer. The diffraction pattern can be well indexed by the $(00l)$ reflections. Magnetic measurements were performed using the QD Magnetic Property Measurement System (MPMS) with the Vibrating Sample Magnetometer (VSM) mode. Temperature dependent magnetic susceptibility and the field-dependent magnetization results were collected with an external magnetic field of 0.2 T, which is parallel to the c axis.

ARPES measurement

ARPES measurements were performed at the beamline 13U of the National Synchrotron Radiation Laboratory (NSRL) and the beamline 1 of the Hiroshima Synchrotron Radiation Center (HSRC), Hiroshima, Japan. The energy resolution was set at 25 meV for Fermi surface mapping and 12.5meV for band structure measurements, respectively. The angular resolution was set at 0.1° . Samples were cleaved *in situ* along the (001) crystal plane under ultra-high vacuum with pressure better than 5×10^{-11} mbar and temperatures around 20 K.

First-principles calculations

The first-principles calculations are performed using the Vienna ab initio simulation package [63,64] within the projector augmented wave method [65]. The exchange correlation functional was treated within the generalized gradient approximation in the Perdew-Burke-Ernzerhof formalism [66]. The plane-wave basis with an energy cutoff of 500 eV. The BZ was sampled by using the Γ -centered $5 \times 5 \times 2$ Monkhorst-Pack grid [67] in the self-consistent calculation. The spin polarized calculations are calculated to give a nonmagnetic ground state. In addition, a tight-binding (TB) Hamiltonian based on the maximally localized Wannier functions (MLWF) [68] is constructed by using the Wannier90 package [69]. Through the TB Hamiltonian, the Fermi surface is further plotted by using the WannierTools package [70].

- [1] K. S. Novoselov, A. K. Geim, S. V. Morozov, D. Jiang, M. I. Katsnelson, I. V. Grigorieva, S. V. Dubonos & A. A. Firsov. Two-dimensional gas of massless Dirac fermions in graphene. *Nature* **438**, 197-200 (2005).
- [2] K. S. Novoselov, A. K. Geim, S. V. Morozov, D. Jiang, Y. Zhang, S. V. Dubonos, I. V. Grigorieva & A. A. Firsov. Electric Field Effect in Atomically Thin Carbon Films. *Science* **306**, 666-669, doi:10.1126/science.1102896 (2004).
- [3] D. Hsieh, D. Qian, L. Wray, Y. Xia, Y. S. Hor, R. J. Cava & M. Z. Hasan. A topological Dirac insulator in a quantum spin Hall phase. *Nature* **452**, 970-974 (2008).
- [4] Y. L. Chen, J. G. Analytis, J. H. Chu, Z. K. Liu, S. K. Mo, X. L. Qi, H. J. Zhang, D. H. Lu, X. Dai, Z. Fang, S. C. Zhang, I. R. Fisher, Z. Hussain & Z. X. Shen. Experimental Realization of a Three-Dimensional Topological Insulator, Bi₂Te₃. *Science* **325**, 178-181 (2009).
- [5] D. Hsieh, Y. Xia, D. Qian, L. Wray, J. H. Dil, F. Meier, J. Osterwalder, L. Patthey, J. G.

- Checkelsky, N. P. Ong, A. V. Fedorov, H. Lin, A. Bansil, D. Grauer, Y. S. Hor, R. J. Cava & M. Z. Hasan. A tunable topological insulator in the spin helical Dirac transport regime. *Nature* **460**, 1101-U1159 (2009).
- [6] Y. Xia, D. Qian, D. Hsieh, L. Wray, A. Pal, H. Lin, A. Bansil, D. Grauer, Y. S. Hor, R. J. Cava & M. Z. Hasan. Observation of a large-gap topological-insulator class with a single Dirac cone on the surface. *Nature Physics* **5**, 398-402 (2009).
- [7] B. Q. Lv, N. Xu, H. M. Weng, J. Z. Ma, P. Richard, X. C. Huang, L. X. Zhao, G. F. Chen, C. E. Matt, F. Bisti, V. N. Strocov, J. Mesot, Z. Fang, X. Dai, T. Qian, M. Shi & H. Ding. Observation of Weyl nodes in TaAs. *Nature Physics* **11**, 724-727, doi:10.1038/nphys3426 (2015).
- [8] Su-Yang Xu, Nasser Alidoust, Ilya Belopolski, Zhujun Yuan, Guang Bian, Tay-Rong Chang, Hao Zheng, Vladimir N. Strocov, Daniel S. Sanchez, Guoqing Chang, Chenglong Zhang, Daixiang Mou, Yun Wu, Lunan Huang, Chi-Cheng Lee, Shin-Ming Huang, BaoKai Wang, Arun Bansil, Horng-Tay Jeng, Titus Neupert, Adam Kaminski, Hsin Lin, Shuang Jia & M. Zahid Hasan. Discovery of a Weyl fermion state with Fermi arcs in niobium arsenide. *Nature Physics* **11**, 748-754, doi:10.1038/nphys3437 (2015).
- [9] Su-Yang Xu, Ilya Belopolski, Nasser Alidoust, Madhab Neupane, Guang Bian, Chenglong Zhang, Raman Sankar, Guoqing Chang, Zhujun Yuan, Chi-Cheng Lee, Shin-Ming Huang, Hao Zheng, Jie Ma, Daniel S. Sanchez, BaoKai Wang, Arun Bansil, Fangcheng Chou, Pavel P. Shibayev, Hsin Lin, Shuang Jia & M. Zahid Hasan. Discovery of a Weyl fermion semimetal and topological Fermi arcs. *Science* **349**, 613 (2015).
- [10] Su-Yang Xu, Chang Liu, Satya K. Kushwaha, Raman Sankar, Jason W. Krizan, Ilya Belopolski, Madhab Neupane, Guang Bian, Nasser Alidoust, Tay-Rong Chang, Horng-Tay Jeng, Cheng-Yi Huang, Wei-Feng Tsai, Hsin Lin, Pavel P. Shibayev, Fang-Cheng Chou, Robert J. Cava & M. Zahid Hasan. Observation of Fermi arc surface states in a topological metal. *Science* **347**, 294 (2015).
- [11] L. X. Yang, Z. K. Liu, Y. Sun, H. Peng, H. F. Yang, T. Zhang, B. Zhou, Y. Zhang, Y. F. Guo, M. Rahn, D. Prabhakaran, Z. Hussain, S. K. Mo, C. Felser, B. Yan & Y. L. Chen. Weyl semimetal phase in the non-centrosymmetric compound TaAs. *Nature Physics* **11**, 728-732, doi:10.1038/nphys3425 (2015).
- [12] Z. K. Liu, J. Jiang, B. Zhou, Z. J. Wang, Y. Zhang, H. M. Weng, D. Prabhakaran, S. K. Mo, H. Peng, P. Dudin, T. Kim, M. Hoesch, Z. Fang, X. Dai, Z. X. Shen, D. L. Feng, Z. Hussain & Y. L. Chen. A stable three-dimensional topological Dirac semimetal Cd₃As₂. *Nat Mater* **13**, 677-681, doi:10.1038/nmat3990 (2014).
- [13] Z. K. Liu, B. Zhou, Y. Zhang, Z. J. Wang, H. M. Weng, D. Prabhakaran, S. K. Mo, Z. X. Shen, Z. Fang, X. Dai, Z. Hussain & Y. L. Chen. Discovery of a Three-Dimensional Topological Dirac Semimetal, Na₃Bi. *Science* **343**, 864 (2014).
- [14] Su-Yang Xu, Chang Liu, Satya K. Kushwaha, Raman Sankar, Jason W. Krizan, Ilya Belopolski, Madhab Neupane, Guang Bian, Nasser Alidoust, Tay-Rong Chang, Horng-Tay Jeng, Cheng-Yi Huang, Wei-Feng Tsai, Hsin Lin, Pavel P. Shibayev, Fang-Cheng Chou, Robert J. Cava & M. Zahid Hasan. Observation of Fermi arc surface states in a topological metal. *Science* **347**, 294-298, doi:doi:10.1126/science.1256742 (2015).
- [15] A. Alexandradinata, Zhijun Wang & B. Andrei Bernevig. Topological Insulators from

- Group Cohomology. *Physical Review X* **6**, doi:10.1103/PhysRevX.6.021008 (2016).
- [16] B. Bradlyn, J. Cano, Z. Wang, M. G. Vergniory, C. Felser, R. J. Cava & B. A. Bernevig. Beyond Dirac and Weyl fermions: Unconventional quasiparticles in conventional crystals. *Science* **353**, aaf5037, doi:10.1126/science.aaf5037 (2016).
- [17] S. M. Huang, S. Y. Xu, I. Belopolski, C. C. Lee, G. Chang, T. R. Chang, B. Wang, N. Alidoust, G. Bian, M. Neupane, D. Sanchez, H. Zheng, H. T. Jeng, A. Bansil, T. Neupert, H. Lin & M. Z. Hasan. New type of Weyl semimetal with quadratic double Weyl fermions. *Proc Natl Acad Sci U S A* **113**, 1180-1185, doi:10.1073/pnas.1514581113 (2016).
- [18] Z. Wang, A. Alexandradinata, R. J. Cava & B. A. Bernevig. Hourglass fermions. *Nature* **532**, 189-194, doi:10.1038/nature17410 (2016).
- [19] Hongming Weng, Chen Fang, Zhong Fang & Xi Dai. Topological semimetals with triply degenerate nodal points in θ -phase tantalum nitride. *Physical Review B* **93**, doi:10.1103/PhysRevB.93.241202 (2016).
- [20] B. J. Wieder, Y. Kim, A. M. Rappe & C. L. Kane. Double Dirac Semimetals in Three Dimensions. *Phys Rev Lett* **116**, 186402, doi:10.1103/PhysRevLett.116.186402 (2016).
- [21] Ziming Zhu, Georg W. Winkler, QuanSheng Wu, Ju Li & Alexey A. Soluyanov. Triple Point Topological Metals. *Physical Review X* **6**, doi:10.1103/PhysRevX.6.031003 (2016).
- [22] Qihang Liu & Alex Zunger. Predicted Realization of Cubic Dirac Fermion in Quasi-One-Dimensional Transition-Metal Monochalcogenides. *Physical Review X* **7**, doi:10.1103/PhysRevX.7.021019 (2017).
- [23] Benjamin J. Wieder, Barry Bradlyn, Zhijun Wang, Jennifer Cano, Youngkuk Kim, Hyeong-Seok D. Kim, Andrew M. Rappe, C. L. Kane & B. Andrei Bernevig. Wallpaper fermions and the nonsymmorphic Dirac insulator. *Science* **361**, 246, doi:10.1126/science.aan2802 (2018).
- [24] Weikang Wu, Zhi-Ming Yu, Xiaoting Zhou, Y. X. Zhao & Shengyuan A. Yang. Higher-order Dirac fermions in three dimensions. *Physical Review B* **101**, doi:10.1103/PhysRevB.101.205134 (2020).
- [25] P. J. Guo, Y. W. Wei, K. Liu, Z. X. Liu & Z. Y. Lu. Eightfold Degenerate Fermions in Two Dimensions. *Phys Rev Lett* **127**, 176401, doi:10.1103/PhysRevLett.127.176401 (2021).
- [26] Jennifer Cano, Barry Bradlyn & M. G. Vergniory. Multifold nodal points in magnetic materials. *APL Materials* **7**, doi:10.1063/1.5124314 (2019).
- [27] Ke Deng, Guoliang Wan, Peng Deng, Kenan Zhang, Shijie Ding, Eryin Wang, Mingzhe Yan, Huaqing Huang, Hongyun Zhang, Zhilin Xu, Jonathan Denlinger, Alexei Fedorov, Haitao Yang, Wenhui Duan, Hong Yao, Yang Wu, Shoushan Fan, Haijun Zhang, Xi Chen & Shuyun Zhou. Experimental observation of topological Fermi arcs in type-II Weyl semimetal MoTe₂. *Nature Physics* **12**, 1105-1110, doi:10.1038/nphys3871 (2016).
- [28] L. Huang, T. M. McCormick, M. Ochi, Z. Zhao, M. T. Suzuki, R. Arita, Y. Wu, D. Mou, H. Cao, J. Yan, N. Trivedi & A. Kaminski. Spectroscopic evidence for a type II Weyl semimetallic state in MoTe₂. *Nat Mater* **15**, 1155-1160, doi:10.1038/nmat4685 (2016).
- [29] J. Jiang, Z. K. Liu, Y. Sun, H. F. Yang, C. R. Rajamathi, Y. P. Qi, L. X. Yang, C. Chen, H. Peng, C. C. Hwang, S. Z. Sun, S. K. Mo, I. Vobornik, J. Fujii, S. S. Parkin, C. Felser, B. H. Yan & Y. L. Chen. Signature of type-II Weyl semimetal phase in MoTe₂. *Nat Commun* **8**, 13973, doi:10.1038/ncomms13973 (2017).
- [30] Su-Yang Xu, Nasser Alidoust, Guoqing Chang, Hong Lu, Bahadur Singh, Ilya Belopolski,

- Daniel S. Sanchez, Xiao Zhang, Guang Bian, Hao Zheng, Mariious-Adrian Husanu, Yi Bian, Shin-Ming Huang, Chuang-Han Hsu, Tay-Rong Chang, Horng-Tay Jeng, Arun Bansil, Titus Neupert, Vladimir N. Strocov, Hsin Lin, Shuang Jia & M. Zahid Hasan. Discovery of Lorentz-violating type II Weyl fermions in LaAlGe. *Science Advances* **3**, e1603266, doi:doi:10.1126/sciadv.1603266 (2017).
- [31] I. Belopolski, P. Yu, D. S. Sanchez, Y. Ishida, T. R. Chang, S. S. Zhang, S. Y. Xu, H. Zheng, G. Chang, G. Bian, H. T. Jeng, T. Kondo, H. Lin, Z. Liu, S. Shin & M. Z. Hasan. Signatures of a time-reversal symmetric Weyl semimetal with only four Weyl points. *Nat Commun* **8**, 942, doi:10.1038/s41467-017-00938-1 (2017).
- [32] S. Borisenko, D. Evtushinsky, Q. Gibson, A. Yaresko, K. Koepernik, T. Kim, M. Ali, J. van den Brink, M. Hoesch, A. Fedorov, E. Haubold, Y. Kushnirenko, I. Soldatov, R. Schafer & R. J. Cava. Time-reversal symmetry breaking type-II Weyl state in YbMnBi₂. *Nat Commun* **10**, 3424, doi:10.1038/s41467-019-11393-5 (2019).
- [33] Ilya Belopolski, Kaustuv Manna, Daniel S. Sanchez, Guoqing Chang, Benedikt Ernst, Jiaxin Yin, Songtian S. Zhang, Tyler Cochran, Nana Shumiya, Hao Zheng, Bahadur Singh, Guang Bian, Daniel Multer, Maksim Litskevich, Xiaoting Zhou, Shin-Ming Huang, Baokai Wang, Tay-Rong Chang, Su-Yang Xu, Arun Bansil, Claudia Felser, Hsin Lin & M. Zahid Hasan. Discovery of topological Weyl fermion lines and drumhead surface states in a room temperature magnet. *Science* **365**, 1278, doi:10.1126/science.aav2327 (2019).
- [34] D. F. Liu, A. J. Liang, E. K. Liu, Q. N. Xu, Y. W. Li, C. Chen, D. Pei, W. J. Shi, S. K. Mo, P. Dudin, T. Kim, C. Cacho, G. Li, Y. Sun, L. X. Yang, Z. K. Liu, S. S. P. Parkin, C. Felser & Y. L. Chen. Magnetic Weyl semimetal phase in a Kagomé crystal. *Science* **365**, 1282, doi:10.1126/science.aav2873 (2019).
- [35] B. Q. Lv, Z. L. Feng, Q. N. Xu, X. Gao, J. Z. Ma, L. Y. Kong, P. Richard, Y. B. Huang, V. N. Strocov, C. Fang, H. M. Weng, Y. G. Shi, T. Qian & H. Ding. Observation of three-component fermions in the topological semimetal molybdenum phosphide. *Nature* **546**, 627-631, doi:10.1038/nature22390 (2017).
- [36] J. Z. Ma, J. B. He, Y. F. Xu, B. Q. Lv, D. Chen, W. L. Zhu, S. Zhang, L. Y. Kong, X. Gao, L. Y. Rong, Y. B. Huang, P. Richard, C. Y. Xi, E. S. Choi, Y. Shao, Y. L. Wang, H. J. Gao, X. Dai, C. Fang, H. M. Weng, G. F. Chen, T. Qian & H. Ding. Three-component fermions with surface Fermi arcs in tungsten carbide. *Nature Physics* **14**, 349-354, doi:10.1038/s41567-017-0021-8 (2018).
- [37] Yiwei Li, Yunyouyou Xia, Sandy Adhitha Ekahana, Nitesh Kumar, Juan Jiang, Lexian Yang, Cheng Chen, Chaoxing Liu, Binghai Yan, Claudia Felser, Gang Li, Zhongkai Liu & Yulin Chen. Topological origin of the type-II Dirac fermions in PtSe₂. *Physical Review Materials* **1**, doi:10.1103/PhysRevMaterials.1.074202 (2017).
- [38] Kenan Zhang, Mingzhe Yan, Haoxiong Zhang, Huaqing Huang, Masashi Arita, Zhe Sun, Wenhui Duan, Yang Wu & Shuyun Zhou. Experimental evidence for type-II Dirac semimetal in PtSe₂. *Physical Review B* **96**, doi:10.1103/PhysRevB.96.125102 (2017).
- [39] M. S. Bahramy, O. J. Clark, B. J. Yang, J. Feng, L. Bawden, J. M. Riley, I. Markovic, F. Mazzola, V. Sunko, D. Biswas, S. P. Cooil, M. Jorge, J. W. Wells, M. Leandersson, T. Balasubramanian, J. Fujii, I. Vobornik, J. E. Rault, T. K. Kim, M. Hoesch, K. Okawa, M. Asakawa, T. Sasagawa, T. Eknapakul, W. Meevasana & P. D. C. King. Ubiquitous formation of bulk Dirac cones and topological surface states from a single orbital manifold in

- transition-metal dichalcogenides. *Nat Mater* **17**, 21-28, doi:10.1038/nmat5031 (2018).
- [40] Fucong Fei, Xiangyan Bo, Rui Wang, Bin Wu, Juan Jiang, Dongzhi Fu, Ming Gao, Hao Zheng, Yulin Chen, Xuefeng Wang, Haijun Bu, Fengqi Song, Xiangang Wan, Baigeng Wang & Guanghou Wang. Nontrivial Berry phase and type-II Dirac transport in the layered material PdTe₂. *Physical Review B* **96**, doi:10.1103/PhysRevB.96.041201 (2017).
- [41] H. J. Noh, J. Jeong, E. J. Cho, K. Kim, B. I. Min & B. G. Park. Experimental Realization of Type-II Dirac Fermions in a PdTe₂ Superconductor. *Phys Rev Lett* **119**, 016401, doi:10.1103/PhysRevLett.119.016401 (2017).
- [42] M. Yan, H. Huang, K. Zhang, E. Wang, W. Yao, K. Deng, G. Wan, H. Zhang, M. Arita, H. Yang, Z. Sun, H. Yao, Y. Wu, S. Fan, W. Duan & S. Zhou. Lorentz-violating type-II Dirac fermions in transition metal dichalcogenide PtTe₂. *Nat Commun* **8**, 257, doi:10.1038/s41467-017-00280-6 (2017).
- [43] H. Miao, T. T. Zhang, L. Wang, D. Meyers, A. H. Said, Y. L. Wang, Y. G. Shi, H. M. Weng, Z. Fang & M. P. M. Dean. Observation of Double Weyl Phonons in Parity-Breaking FeSi. *Phys Rev Lett* **121**, 035302, doi:10.1103/PhysRevLett.121.035302 (2018).
- [44] Z. Rao, H. Li, T. Zhang, S. Tian, C. Li, B. Fu, C. Tang, L. Wang, Z. Li, W. Fan, J. Li, Y. Huang, Z. Liu, Y. Long, C. Fang, H. Weng, Y. Shi, H. Lei, Y. Sun, T. Qian & H. Ding. Observation of unconventional chiral fermions with long Fermi arcs in CoSi. *Nature* **567**, 496-499, doi:10.1038/s41586-019-1031-8 (2019).
- [45] D. S. Sanchez, I. Belopolski, T. A. Cochran, X. Xu, J. X. Yin, G. Chang, W. Xie, K. Manna, V. Suss, C. Y. Huang, N. Alidoust, D. Multer, S. S. Zhang, N. Shumiya, X. Wang, G. Q. Wang, T. R. Chang, C. Felser, S. Y. Xu, S. Jia, H. Lin & M. Z. Hasan. Topological chiral crystals with helicoid-arc quantum states. *Nature* **567**, 500-505, doi:10.1038/s41586-019-1037-2 (2019).
- [46] Niels B. M. Schröter, Ding Pei, Maia G. Vergniory, Yan Sun, Kaustuv Manna, Fernando de Juan, Jonas A. Krieger, Vicky Süß, Marcus Schmidt, Pavel Dudin, Barry Bradlyn, Timur K. Kim, Thorsten Schmitt, Cephise Cacho, Claudia Felser, Vladimir N. Strocov & Yulin Chen. Chiral topological semimetal with multifold band crossings and long Fermi arcs. *Nature Physics* **15**, 759-765, doi:10.1038/s41567-019-0511-y (2019).
- [47] D. Takane, Z. Wang, S. Souma, K. Nakayama, T. Nakamura, H. Oinuma, Y. Nakata, H. Iwasawa, C. Cacho, T. Kim, K. Horiba, H. Kumigashira, T. Takahashi, Y. Ando & T. Sato. Observation of Chiral Fermions with a Large Topological Charge and Associated Fermi-Arc Surface States in CoSi. *Phys Rev Lett* **122**, 076402, doi:10.1103/PhysRevLett.122.076402 (2019).
- [48] B. Q. Lv, Z. L. Feng, J. Z. Zhao, Noah F. Q. Yuan, A. Zong, K. F. Luo, R. Yu, Y. B. Huang, V. N. Strocov, A. Chikina, A. A. Soluyanov, N. Gedik, Y. G. Shi, T. Qian & H. Ding. Observation of multiple types of topological fermions in PdBiSe. *Physical Review B* **99**, doi:10.1103/PhysRevB.99.241104 (2019).
- [49] C. Z. Xu, Y. H. Chan, Y. Chen, P. Chen, X. Wang, C. Dejoie, M. H. Wong, J. A. Hlevyack, H. Ryu, H. Y. Kee, N. Tamura, M. Y. Chou, Z. Hussain, S. K. Mo & T. C. Chiang. Elemental Topological Dirac Semimetal: α -Sn on InSb(111). *Phys Rev Lett* **118**, 146402, doi:10.1103/PhysRevLett.118.146402 (2017).
- [50] N. Kumar, M. Yao, J. Nayak, M. G. Vergniory, J. Bannier, Z. Wang, N. B. M. Schröter, V. N. Strocov, L. Muchler, W. Shi, E. D. L. Rienks, J. L. Manes, C. Shekhar, S. S. P. Parkin, J. Fink, G.

- H. Fecher, Y. Sun, B. A. Bernevig & C. Felser. Signatures of Sixfold Degenerate Exotic Fermions in a Superconducting Metal PdSb₂. *Adv Mater* **32**, e1906046, doi:10.1002/adma.201906046 (2020).
- [51] Z. P. Sun, C. Q. Hua, X. L. Liu, Z. T. Liu, M. Ye, S. Qiao, Z. H. Liu, J. S. Liu, Y. F. Guo, Y. H. Lu & D. W. Shen. Direct observation of sixfold exotic fermions in the pyrite-structured topological semimetal PdSb₂. *Physical Review B* **101**, doi:10.1103/PhysRevB.101.155114 (2020).
- [52] Xiàn Yáng, Tyler A. Cochran, Ramakanta Chapai, Damien Tristant, Jia-Xin Yin, Ilya Belopolski, Zǐjiā Chéng, Daniel Multer, Songtian S. Zhang, Nana Shumiya, Maksim Litskevich, Yuxiao Jiang, Guoqing Chang, Qi Zhang, Ilya Vekhter, William A. Shelton, Rongying Jin, Su-Yang Xu & M. Zahid Hasan. Observation of sixfold degenerate fermions in PdSb₂. *Physical Review B* **101**, doi:10.1103/PhysRevB.101.201105 (2020).
- [53] R. Chapai, A. Rydh, M. P. Smylie, D. Y. Chung, H. Zheng, A. E. Koshelev, J. E. Pearson, W. K. Kwok, J. F. Mitchell & U. Welp. Superconducting properties of the spin Hall candidate Ta₃Sb with eightfold degeneracy. *Physical Review B* **105**, doi:10.1103/PhysRevB.105.184510 (2022).
- [54] Xi Zhang, Qiangqiang Gu, Haigen Sun, Tianchuang Luo, Yanzhao Liu, Yueyuan Chen, Zhibin Shao, Zongyuan Zhang, Shaojian Li, Yuanwei Sun, Yuehui Li, Xiaokang Li, Shangjie Xue, Jun Ge, Ying Xing, R. Comin, Zengwei Zhu, Peng Gao, Binghai Yan, Ji Feng, Minghu Pan & Jian Wang. Eightfold fermionic excitation in a charge density wave compound. *Physical Review B* **102**, doi:10.1103/PhysRevB.102.035125 (2020).
- [55] Tanya Berry, Lucas A. Pressley, W. Adam Phelan, Thao T. Tran & Tyrel M. McQueen. Laser-Enhanced Single Crystal Growth of Non-Symmorphic Materials: Applications to an Eight-Fold Fermion Candidate. *Chemistry of Materials* **32**, 5827-5834, doi:10.1021/acs.chemmater.0c01721 (2020).
- [56] N. F. Q. Yuan, H. Isobe & L. Fu. Magic of high-order van Hove singularity. *Nat Commun* **10**, 5769, doi:10.1038/s41467-019-13670-9 (2019).
- [57] Noah F. Q. Yuan & Liang Fu. Classification of critical points in energy bands based on topology, scaling, and symmetry. *Physical Review B* **101**, doi:10.1103/PhysRevB.101.125120 (2020).
- [58] Ratnadwip Singha, Fang Yuan, Guangming Cheng, Tyger H. Salters, Yuzki M. Oey, Graciela V. Villalpando, Milena Jovanovic, Nan Yao & Leslie M. Schoop. TaCo₂Te₂ : An Air-Stable, High Mobility Van der Waals Material with Probable Magnetic Order. *Advanced Functional Materials* **32**, doi:10.1002/adfm.202108920 (2021).
- [59] Q. Wang, Y. Xu, R. Lou, Z. Liu, M. Li, Y. Huang, D. Shen, H. Weng, S. Wang & H. Lei. Large intrinsic anomalous Hall effect in half-metallic ferromagnet Co₃Sn₂S₂ with magnetic Weyl fermions. *Nat Commun* **9**, 3681, doi:10.1038/s41467-018-06088-2 (2018).
- [60] E. Liu, Y. Sun, N. Kumar, L. Muchler, A. Sun, L. Jiao, S. Y. Yang, D. Liu, A. Liang, Q. Xu, J. Kroder, V. Suss, H. Borrmann, C. Shekhar, Z. Wang, C. Xi, W. Wang, W. Schnelle, S. Wirth, Y. Chen, S. T. B. Goennenwein & C. Felser. Giant anomalous Hall effect in a ferromagnetic Kagome-lattice semimetal. *Nat Phys* **14**, 1125-1131, doi:10.1038/s41567-018-0234-5 (2018).
- [61] www.cryst.ehu.es
- [62] See supplementary

- [63] G. Kresse & J. Furthmüller. Efficient iterative schemes for ab initio total-energy calculations using a plane-wave basis set. *Physical Review B* **54**, 11169-11186, doi:10.1103/PhysRevB.54.11169 (1996).
- [64] G. Kresse & D. Joubert. From ultrasoft pseudopotentials to the projector augmented-wave method. *Physical Review B* **59**, 1758-1775, doi:10.1103/PhysRevB.59.1758 (1999).
- [65] P. E. Blöchl. Projector augmented-wave method. *Physical Review B* **50**, 17953-17979, doi:10.1103/PhysRevB.50.17953 (1994).
- [66] John P. Perdew, Kieron Burke & Matthias Ernzerhof. Generalized Gradient Approximation Made Simple. *Physical Review Letters* **77**, 3865-3868, doi:10.1103/PhysRevLett.77.3865 (1996).
- [67] Hendrik J. Monkhorst & James D. Pack. Special points for Brillouin-zone integrations. *Physical Review B* **13**, 5188-5192, doi:10.1103/PhysRevB.13.5188 (1976).
- [68] Ivo Souza, Nicola Marzari & David Vanderbilt. Maximally localized Wannier functions for entangled energy bands. *Physical Review B* **65**, 035109, doi:10.1103/PhysRevB.65.035109 (2001).
- [69] Giovanni Pizzi, Valerio Vitale, Ryotaro Arita, Stefan Blügel, Frank Freimuth, Guillaume Géranton, Marco Gibertini, Dominik Gresch, Charles Johnson, Takashi Koretsune, Julen Ibañez-Azpiroz, Hyungjun Lee, Jae-Mo Lihm, Daniel Marchand, Antimo Marrazzo, Yuriy Mokrousov, Jamal I. Mustafa, Yoshiro Nohara, Yusuke Nomura, Lorenzo Paulatto, Samuel Poncé, Thomas Ponweiser, Junfeng Qiao, Florian Thöle, Stepan S. Tsirkin, Małgorzata Wierzbowska, Nicola Marzari, David Vanderbilt, Ivo Souza, Arash A. Mostofi & Jonathan R. Yates. Wannier90 as a community code: new features and applications. *Journal of Physics: Condensed Matter* **32**, 165902, doi:10.1088/1361-648x/ab51ff (2020).
- [70] QuanSheng Wu, ShengNan Zhang, Hai-Feng Song, Matthias Troyer & Alexey A. Soluyanov. WannierTools: An open-source software package for novel topological materials. *Computer Physics Communications* **224**, 405-416, doi:<https://doi.org/10.1016/j.cpc.2017.09.033> (2018).