

Hubble tension and Reheating: Hybrid Inflation Implications

K. El Bourakadi*

*Physics and Quantum Technology Team, LPMC, Ben M'sik Faculty of Sciences,
Casablanca Hassan II University, Casablanca, Morocco* † and
*LPHE-MS Laboratory Department of Physics, Faculty of Science,
Mohammed V University in Rabat, Rabat, Morocco* †

(Dated: August 5, 2022)

We investigate a new possible solution to the Hubble constant tension. We propose a simple resolution to the problem assuming that a first-order phase transition related to H_0 transition occurred in the early Universe. The early evolution of the Universe is a result of hybrid inflation that has lasted for a specific period until symmetry breaking takes place. Fitting our model to measurements from *Planck* and *SH0ES* data provides a key explanation of discrepancies of H_0 measurements. The quantum fluctuations calculated in this model have significant results on the reheating parameters N_{re} and T_{re} . Therefore, new constraints must be taken into consideration to fit these parameters to recent results.

I. INTRODUCTION

The Hubble parameter H_0 calculated using CMB radiation observations, puts the Λ CDM model in a crisis since it does not agree with the results obtained by directly measuring the expansion rate today using supernovae redshift measurements. The Planck satellite which offers the most accurate observations of temperature fluctuations, polarization, and lensing in CMB radiation, considers that the Λ CDM model predicts the current value of the expansion rate today to be $H_0 = 67.36 \pm 0.54 \text{ km s}^{-1} \text{ Mpc}^{-1}$ [1]. On the other hand, the expansion rate measured from Cepheids-calibrated supernovae by the *SH0ES* team [2], was found to be $H_0 = 74.03 \pm 1.42 \text{ km s}^{-1} \text{ Mpc}^{-1}$, several other Hubble rate measurements including *H0LiCoW* [3] also show substantial discrepancies. A popular conclusion among astronomers is that additional physics outside of the Λ CDM model is needed to resolve the tension [4, 5], but no consensus has yet been reached on what those effects may be. While it is important to continue to look for possible systematic impacts, the possibility of an extra component of dark energy in the early Universe could be the reason for the change in the measurement of H_0 . According to [8, 9] an early scenario could occur thanks to an extra dynamical scalar field, which behaves like dark energy until a crucial moment, at which point its energy density quickly decays.

Reheating is the phase at which the transition from inflation to the radiation era occurs, during this step the production of relativistic particles takes place thanks to the inflaton field decay, reheating could either involve a perturbative decay of the inflaton field at the end of inflation [10], or include a scenario of parametric resonance we call preheating [11]. The physics of reheating is usually studied independently on dark energy effects. How-

ever, according to [17] inflationary quantum fluctuations could be the source behind the expansion of the Universe described through dark energy, following this result it is possible to constrain reheating parameters N_{re} and T_{re} according to recent data, considering that hybrid inflation behaves like dark energy until the symmetry breaking occurs.

In the present paper, we consider hybrid inflation as a solution to the discrepancies of the expansion rate measured from different sources. Hybrid inflation models are described usually by at least two scalar fields, we will study a model with ϕ and σ fields, which looks like a hybrid of chaotic inflation with $V(\phi) = m^2\phi^2$ and a non-inflationary potential with spontaneous symmetry breaking given by $V(\sigma) = (1/4\lambda)(M^2 - \lambda\sigma^2)^2$ [12]. In this model, inflation ends by a first-order phase transition, in this direction we will investigate the possibility that the phase transition that occurred in the early universe before recombination, which could be responsible for the transition of H_0 from its initial value to its current value. Finally, we extract information about reheating in terms of the e-folds numbers N_{re} and the reheating temperature T_{re} and put new constraints on this phase studying the effects of the hybrid inflation parameters on reheating parameters.

Our paper is organized as follows, in the next section, we first recall the basic notions of the inflationary quantum fluctuations and their effects on initial measurements of H_0 . In sect. III, we discuss the mechanism of the symmetry breaking that could explain the expansion rate transition. In sect. IV, we investigate the constraints on hybrid inflation parameters from the early evolution of the universe. In sect. V, we study the reheating phase, and we focus on the duration N_{re} and temperature T_{re} constraints according to recent observations.

* k.elbourakadi@yahoo.com

† Also at LPHE-MS Laboratory Department of Physics, Faculty of Science, Mohammed V University in Rabat, Rabat, Morocco

II. INITIAL MEASUREMENT FROM QUANTUM FLUCTUATIONS

According to the hybrid inflation model proposed in [13], which is given as

$$V(\phi, \sigma) = \frac{1}{4\lambda} (M^2 - \lambda\sigma^2)^2 + \frac{1}{2}m^2\phi^2 + \frac{1}{2}g^2\phi^2\sigma^2, \quad (1)$$

during the slow-roll of the inflaton field, ϕ moves towards the critical value $\phi_c = M/g$, and the field fluctuate at the minimum of the potential $\sigma = 0$, that takes the form $V(\phi) = M^4/4\lambda + m^2\phi^2/2$. For $\phi > \phi_c$, σ has positive effective mass squared. Inflation occurs while ϕ decreases slowly due to the increasing chaotic term $V(\phi) = m^2\phi^2/2$ in Eq. (1).

Inflation ends at $\phi = \phi_c$, the energy density became dominated by the false vacuum contribution. When $\phi < \phi_c$, σ acquires a tachyonic effective mass and the fields roll towards the true minimum at $\phi = 0$.

Considering that $\phi > \phi_c = M/g$, a model was considered in [21] where they described a rapid rolling of σ field to realize the waterfall mechanism which makes inflation ends in a different way, taking into account that the mass m of the scalar field ϕ is in the order of the Hubble scale $m \sim H_0 \sim 1.4 \times 10^{-33} eV$. The massless scalar field will acquire quantum fluctuations during inflation since the parameter H_I satisfies the condition $H_I \gg H_0$. We decompose the classical field ϕ into homogeneous mode and linear perturbations as

$$\phi(\mathbf{x}, t) = \varphi(t) + \delta\phi(\mathbf{x}, t) \quad (2)$$

we then make Fourier transform of the linear perturbations $\delta\phi(\mathbf{x}, t)$ as [15, 16]

$$|\delta\phi_{\mathbf{k}}|^2 \simeq \frac{H_I^2}{2k^3} \left(\frac{k}{aH_I} \right)^{2m^2/(3H_I^2)}, \quad (3)$$

knowing that inflation start at a_i , variations in the real space field caused by super-Hubble fluctuations for $N = \ln(a_e/a_i)$ inflation e -folds are expressed as [17]:

$$\begin{aligned} \langle \delta\phi^2 \rangle &\simeq \int_{a_k H_I}^{a_{H_I}} \frac{d^3\mathbf{k}}{(2\pi)^3} |\delta\phi_{\mathbf{k}}|^2 \\ &= \frac{3H_I^4}{8\pi^2 m^2} \left[1 - \exp\left(-\frac{2m^2}{3H_I^2} N\right) \right], \end{aligned} \quad (4)$$

the exponential term which represents the evolution of the homogeneous mode must be suppressed compared to the field fluctuations [17], for that reason inflation lasts long enough for the exponential term to cancel, which will lead to $\langle \delta\phi^2 \rangle = 3H_I^4/8\pi^2 m^2$. Before phase transition, the energy density in the first phase supported by quantum fluctuations of the inflationary potential $V(\phi)$ is roughly

$$V(\phi) \simeq \frac{1}{2}m^2 \langle \delta\phi^2 \rangle \simeq \frac{3H_I^4}{16\pi^2}, \quad (5)$$

from Eq. 5 and the density parameter, one should express the parameter H_I as

$$H_I \simeq (\Omega_\Lambda)^{1/4} \sqrt{4\pi H_0 M_p}, \quad (6)$$

here, M_p is the Planck mass, and Ω_Λ is the density parameter associated with a cosmological constant [1]. Using the current data from *Planck*, one gets the results in table (I).

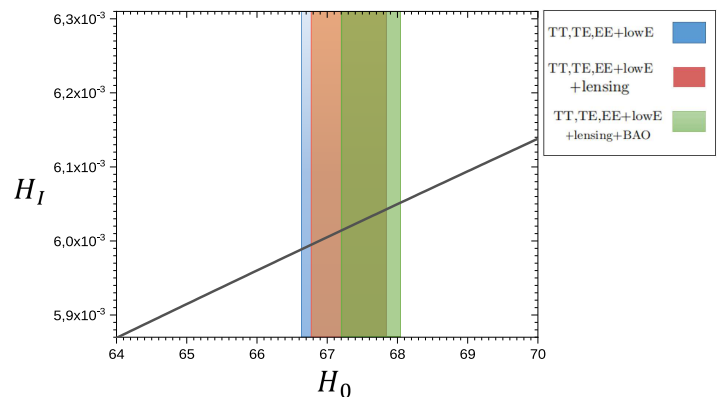


FIG. 1. Variation of H_I as a function of H_0 . The dark energy density is considered to be $\Omega_\Lambda = 0.68$.

From the estimations in table I and the massless inflaton field $m \ll H_I$, one would consider an extremely large number of e -folds as a requirement from Eq. (4). As a consequence, the homogeneous mode of the scalar field is therefore considerably reduced, such that the long wave fluctuation $\langle \delta\phi \rangle$ determines the value of the classical field.

In Fig. (1) the variation of H_I as a function of the Hubble rate H_0 is presented, the vertical light blue, pink and green regions represents Planck's bounds on H_0 . We observe that H_I is an increasing function that shows good compatibility with observation when $H_I > 5.99 \times 10^{-3}$. However, this parameter must obey the condition $H_I < 6.05 \times 10^{-5}$ in order to reproduce valid values of H_0 according to observations.

III. SECONDARY MEASUREMENT FROM PHASE TRANSITION

At the moment when the inflaton field ϕ becomes smaller than $\phi_c = M/g$, symmetry breaking occurs. then the phase transition caused by the σ field fluctuations

TABLE I. The Hubble constant associated with inflation considering parameter 68% intervals for the base- Λ CDM model from Planck *CMB*, in combination with *CMB lensing* and *BAO*.

	TT,TE,EE+lowE	TT,TE,EE+lowE+lensing	TT,TE,EE+lowE+lensing+BAO
$H_0 [km s^{-1} Mpc^{-1}]$	67.27 ± 0.60	67.36 ± 0.54	67.66 ± 0.42
$H_I [eV]$	6.017×10^{-3}	6.021×10^{-3}	6.034×10^{-3}

ends inflation. When $m^2\phi^2 < m^2\phi_c^2 = m^2M^2/g^2$, inflation ends due to the waterfall mechanism. Thus, any quantum fluctuation will not be produced in this phase since $\sigma \rightarrow M/\sqrt{\lambda}$ and $\phi \rightarrow 0$, this will cause an instantaneous transition and as in the original hybrid inflation model, inflation will come to an abrupt end [18, 19]. The potential energy at the transition is given as [21]

$$V_T \simeq \frac{M^4}{4\lambda} = \frac{H_T^4}{4}, \quad (7)$$

to explain the expansion rate transition one needs

$$H_T \simeq (\Omega_\Lambda)^{1/4} \sqrt{12 H_0 M_p}. \quad (8)$$

The present data from *SH0ES* team [2], provides the results in table (II)

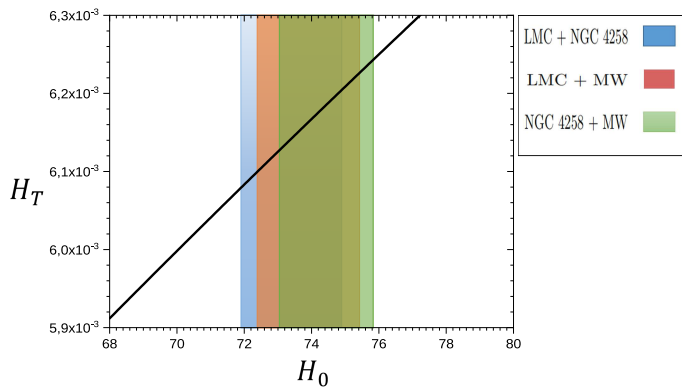


FIG. 2. Variation of H_T as a function of H_0 . The observational data were taken from *SH0ES* team.

Fig. (2) represents the variation of H_T according to H_0 , the value of the Hubble rate is restricted between $71.85 km s^{-1} Mpc^{-1} < H_0 < 75.92 km s^{-1} Mpc^{-1}$ from observations. We observe that the parameter H_T should be bounded as $6.08 \times 10^{-3} eV < H_T < 6.24 \times 10^{-3} eV$ in order to obtain compatible values from the *SH0ES* team measurements of H_0 .

When we consider $M > H_I$, we can automatically conclude that the parameter λ is bounded as

$$\lambda > \frac{H_I^4}{H_T^4},$$

$$\lambda \gtrsim 1 \quad . \quad (9)$$

IV. CONSTRAINTS FROM EARLY EVOLUTION

Since inflation lasted for an extremely long period according to the above analysis, the early evolution could therefore be a natural consequence of cosmic inflation. The stage of inflation is defined at large ϕ , where the effective potential $V(\sigma, \phi)$ is at the local minimum $\sigma = 0$, therefore, $V(0, \phi) = M^4/4\lambda + m^2\phi^2/2$.

When we assume $m \ll H_I$, the condition from the lower bound on the inflationary quantum fluctuation $\langle \delta\phi^2 \rangle = 3H_I^4 / 8\pi^2 m^2$ can be given as

$$\langle \delta\phi^2 \rangle \gg \frac{3H_I^2}{8\pi^2}. \quad (10)$$

The amplitude of density perturbations produced in the model $V \sim m^2\phi^2/2$ can be estimated as [1, 21]

$$P_R^{1/2} = \frac{16\sqrt{6\pi}}{5} \frac{V^{3/2}}{M_p^3 \frac{\partial V}{\partial \phi}} \sim \frac{2\sqrt{6\pi}}{5} \frac{m \phi^2}{M_p^3}, \quad (11)$$

$$P_R \simeq A_s = 2.196_{-0.06}^{+0.051} \times 10^{-9} \quad (12)$$

in this case, the amplitude depends on the field $\phi > \phi_c$, as a consequence the constant g and the masses M, m should satisfy the condition

$$\frac{m}{M_p^3} \frac{M^2}{g^2} < 2.69 \times 10^{-5}, \quad (13)$$

the constant g with the bare masses could practically have any value, as long as they satisfy the constraint above.

V. REHEATING CONSTRAINTS FROM EARLY EVOLUTION

Reheating is a phase that occurs in the early universe, at which, the creation of elementary particles and their decay takes place. In fact, it has been proposed in [27, 29] that during the first stage of reheating (preheating), phenomena like primordial gravitational waves can be produced and the density spectrum of gravitational waves produced during this stage can satisfy constraints from the latest *Planck's* data. Knowing that

TABLE II. The Hubble constant associated with the transition considering different measurements of the best Estimates of H_0 Including Systematics from *SH0ES* team.

	LMC + NGC 4258	LMC + MW	NGC 4258 + MW
$H_0 [km s^{-1} Mpc^{-1}]$	73.40 ± 1.55	73.94 ± 1.58	74.47 ± 1.45
$H_T [eV]$	6.142×10^{-3}	6.164×10^{-3}	6.186×10^{-3}

preheating is characterized by parametric resonance, the created particles can only decay and thermalize with a final temperature called reheating temperature in the last stage of reheating, the decay rate of the inflaton oscillations parametrized with Γ [26, 30], is added as a friction term to the inflaton equation of motion (EoM) $\ddot{\phi} + 3H\dot{\phi} + V(\phi) = 0$, the decay rate describing the energy transferred to new particles is given by the formula $\Gamma = \Gamma(\phi \rightarrow \chi\chi) + \Gamma(\phi \rightarrow \psi\psi)$. In our model reheating must occur considering the condition $\phi \gtrsim \phi_c$, that makes our model described by a chaotic shape of potential $V \sim m^2\phi^2/2$. We can extract information about reheating in terms of the e -folds numbers N_{re} and the reheating temperature T_{re} considering the time observed CMB modes crossed beyond the Hubble radius till the present time [22, 28]

$$N_{pre} = \left[61.6 - \frac{1}{4} \ln \left(\frac{V_{end}}{H_k^4} \right) - N \right] \quad (14)$$

$$T_{re} = \left[\left(\frac{43}{11g} \right)^{\frac{1}{3}} \frac{a_0 T_0}{k} H_k e^{-N} \left(\frac{3^2 \cdot 5 V_{end}}{\pi^2 g} \right)^{-\frac{1}{3(1+\omega)}} \right]^{\frac{3(1+\omega)}{3\omega-1}}, \quad (15)$$

next, we express the two inflationary parameters N and V_{end} as a function of the scalar spectral index [23]

$$N = \frac{2}{1 - n_s} \quad (16)$$

$$V_{end} = 6\pi^2 M_p^4 A_s \left(\frac{(1 - n_s)}{2} \right)^2, \quad (17)$$

the parameter H_k can be written in terms of the chaotic potential [24]

$$H_k = 2\pi \sqrt{A_s M_p^4 \left(\frac{V'}{V} \right)^2}, \quad (18)$$

after calculation we make the transition $\phi^2 \rightarrow \langle \delta\phi^2 \rangle$, knowing that $\langle \delta\phi^2 \rangle = 3H_{inf}^4 / 8\pi^2 m^2$

$$H_k = \frac{\pi^2 m M_p^2}{H_I^2} \sqrt{\frac{128}{3}} A_s. \quad (19)$$

Fig. (3) presented the variation of reheating parameters N_{re} and T_{re} as a function of the spectral index

n_s , the equation of state (EoS) parameter ω takes different values each one with a specific color, the EoS varies from $-1/3$ to $1/4$, knowing that $\omega = 1/3$ cannot present any predictions for N_{re} and T_{re} . The blue vertical regions show the values of the scalar spectral index released by *Planck's* data, and the horizontal regions for the reheating temperature plot, represent the temperatures below the electroweak scale ($T < 100 GeV$) and below the big bang nucleosynthesis scale ($T < 10 MeV$) respectively. Note that for the reheating duration N_{re} , we define the instantaneous reheating by the limit $N_{re} \rightarrow 0$ at the point where all the lines converge, our chaotic potential of inflation shows compatibility with observations for all different values of ω , in addition to that the case of $\omega = 1/4$ gives good consistency even for extremely higher e -folds number. On the other hand for the case of the reheating temperature T_{re} , An instantaneous reheating leads to the maximum temperature $T_{re} \sim 10^{16} GeV$. Our model chooses to be compatible for all cases of ω especially for $\omega = 1/4$ that can reach the lowest possible values of the reheating temperature $T_{re, \min} > 4 MeV$ [25].

At the end of hybrid inflation, the behavior of the fields could describe the explosive preheating with a production of ϕ and σ particles [12]. While in [28] the behavior of particle production was studied considering an extra field χ coupled to both ϕ and σ fields. Particle production in χ field that interacts with the fields ϕ and σ require amplified fluctuations which allows an explosive production of χ -particles, this means we are in the broad parametric resonance region, the expansion of the universe plays an important role in ending the parametric resonance regime, particle production will be ended by the redshifted modes that will fall out of the resonance band because of the expansion.

VI. CONCLUSION

In this work we considered hybrid inflation as a solution to the Hubble tension, we have discussed the possibility that the transition of Hubble rate parameter is a result of the phase transition which happened after inflation that has lasted for a certain e -folds number. We have derived two parameters H_I and H_T that take different values which could explain the discrepancy of the Hubble rate parameter measurements. From the Hybrid potential $V(\phi, \sigma)$, the couplings constants and the bare masses of the fields must be constrained to satisfy the model we have proposed in the present paper. Although the

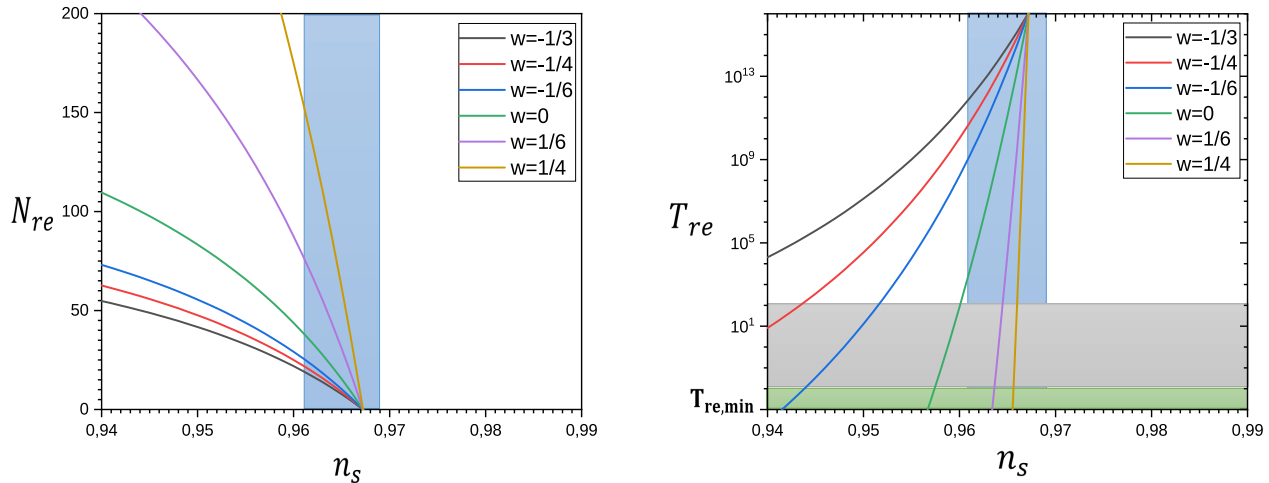


FIG. 3. Variation of N_{re} and T_{re} as a function of the spectral index n_s . The observational data were taken from *Planck's* results.

physics of reheating is studied independently on dark energy effects, in this work we consider that dark energy is a

result of inflationary quantum fluctuations, this provides the possibility to give new constraints on the reheating parameters N_{re} and T_{re} according to recent data.

-
- [1] Aghanim, N. et al.,(2020), *Planck 2018 results-VI. Cosmological parameters*, Astron. Astrophys., 641, A6.
- [2] Riess, Adam G., et al., (2019), *Large Magellanic Cloud Cepheid standards provide a 1% foundation for the determination of the Hubble constant and stronger evidence for physics beyond Λ -CDM*, Astrophys. J. 876.1, 85.
- [3] Chen, Geoff CF, et al., (2019), *A SHARP view of H0LiCOW: H 0 from three time-delay gravitational lens systems with adaptive optics imaging*, Mon. Notices Royal Astron. Soc. 490.2, 1743-1773.
- [4] Knox, Lloyd, and Marius Millea., (2020), *Hubble constant hunter's guide*, Phys. Rev. D, 101.4, 043533.
- [5] Vagnozzi, S. (2020). *New physics in light of the H_0 tension: an alternative view*. Physical Review D, 102(2), 023518.
- [6] Lin, Meng-Xiang, et al., (2019), *Acoustic dark energy: potential conversion of the Hubble tension*, Phys. Rev. D, 100.6, 063542.
- [7] Alexander, S., and E. McDonough., arXiv 2019, *Axion-Dilaton Destabilization and the Hubble Tension*, arXiv preprint arXiv:1904.08912.
- [8] Ivanov, Mikhail M., et al. (2020), *Constraining early dark energy with large-scale structure*, Phys. Rev. D, 102.10, 103502.
- [9] Vagnozzi, S. (2021). *Consistency tests of Λ CDM from the early integrated Sachs-Wolfe effect: Implications for early-time new physics and the Hubble tension*. Physical Review D, 104(6), 063524.
- [10] Abbott, Laurence F., Edward Farhi, and Mark B. Wise, (1982), *Particle production in the new inflationary cosmology*, Phys. Lett. B, 117.1-2, 29-33.
- [11] Kofman, Lev., 1998, *Preheating after inflation*, COSMO-97, 312-321.
- [12] Garcia-Bellido, Juan, and Andrei Linde., (1998), *Preheating in hybrid inflation*, Phys. Rev. D, 57.10, 6075.
- [13] Linde, Andrei., (1991), *Axions in inflationary cosmology*, Phys. Lett. B, 259.1-2, 38-47.
- [14] Dufaux, Jean-Francois, et al., (2009), *Gravity waves from tachyonic preheating after hybrid inflation*, J. Cosmol. Astropart. Phys. 2009.03, 001.
- [15] Starobinsky, Alexei A., (1980), *A new type of isotropic cosmological models without singularity*, Phys. Lett. B, 91.1, 99-102.
- [16] Mukhanov, Viatcheslav F., and G. V. Chibisov., (1981), *Quantum fluctuations and a nonsingular universe*, *ŽÉTF, Pismared.*, 33, 549-553.
- [17] Ringeval, Christophe, et al., (2010), *Dark energy from primordial inflationary quantum fluctuations*, Phys. Rev.

- Lett., 105.12, 121301.
- [18] Linde, Andrei., (1991), *Axions in inflationary cosmology*, Phys. Lett. B, 259.1-2, 38-47.
- [19] Copeland, Edmund J., et al., (1994), *False vacuum inflation with Einstein gravity*, Phys. Rev. D, 49.12, 6410.
- [20] Garcia-Bellido, Juan, and David Wands., (1996), *Spectrum of curvature perturbations from hybrid inflation*, Phys. Rev. D, 54.12, 7181.
- [21] Linde, Andrei., (1994), *Hybrid inflation*, Phys. Rev. D, 49.2, 748.
- [22] Nautiyal, Akhilesh., (2018), *Reheating constraints on tachyon inflation*, Phys. Rev. D, 98.10, 103531.
- [23] Asadi, Kosar, and Kouros Nozari., (2019), *Reheating constraints on a two-field inflationary model* Nucl. Phys. B., 949, 114827.
- [24] Sakhi, Z., El Bourakadi, K., et al., (2020), *Effect of brane tension on reheating parameters in small field inflation according to Planck-2018 data*, Int J Mod Phys A, 2050191.
- [25] Hannestad, S. (2004). *What is the lowest possible reheating temperature?*, Physical Review D, 70(4), 043506.
- [26] Kofman, L., Linde, A., & Starobinsky, A. A. (1997). *Towards the theory of reheating after inflation*, Physical Review D, 56(6), 3258.
- [27] El Bourakadi, K., Ferricha-Alami, M., Filali, H., Sakhi, Z., & Bennai, M. (2021). *Gravitational waves from reheating in Gauss–Bonnet inflation.*, The European Physical Journal C, 81(12), 1-8.
- [28] El Bourakadi, K., et al. (2021), *Preheating and reheating constraints in supersymmetric braneworld inflation*, Eur. Phys. J. Plus, 136.8, 1-19.
- [29] El Bourakadi, K., Sakhi, Z., & Bennai, M. (2022). *Preheating constraints in α -attractor inflation and Gravitational Waves production.* International Journal of Modern Physics A.
- [30] Ferricha-Alami, M., et al. (2017). *Mutated hybrid inflation on brane and reheating temperature.* Eur. Phys. J. Plus, 132(7), 1-10.