


TEMPORAL STABILITY OF ASYMPTOTIC SUCTION BOUNDARY LAYER WITH SPECTRAL COLLOCATION METHOD

A PREPRINT

 **Ressa Octavianty***

Department of Aviation Engineering
International University Liaison Indonesia (IULI)
South Tangerang, Banten, Indonesia, 15310
ressa.octavianty@iuli.ac.id

 **Triwanto Simanjuntak†**

Department of Aviation Engineering
International University Liaison Indonesia (IULI)
South Tangerang, Banten, Indonesia, 15310
triwanto.simanjuntak@iuli.ac.id

August 2, 2022

ABSTRACT

In this paper, the linear stability theory of an incompressible asymptotic suction boundary layer was studied. A small disturbance was introduced spatially in a streamwise direction to the laminar base flow with various wavenumber $\alpha = 0.01 - 0.3$ to investigate its temporal stability. A spectral collocation method was used to solve the fourth-order ordinary differential equation (ODE) of the generalized eigenvalues problem. From the neutral stability curve, the result showed that the critical Reynolds number occurred at $Re_c = 47\,145$ for $\alpha = 0.161$. By taking into account that the disturbance traveled in spanwise direction, the transition can be delayed.

Keywords Flow Stability · Orr-Sommerfeld Equation · Suction Boundary Layer

1 Introduction

The asymptotic suction boundary layer is one of the canonical problems in studying laminar-to-turbulent transition. In engineering applications, finding the critical Reynolds number (Re_c) of transition flow at the boundary layer is essential to predict the aerodynamics characteristics of an object. Unlike the Blasius boundary layer, the suction boundary layer is a case that can closely describe the flow on the suction surface of an airfoil in which the Re_c lies in the order of magnitude of $\mathcal{O}(10^4)$. To this date, many theoretical, numerical, and experimental works have been done extensively to estimate the critical Reynolds number and better understand the boundary layer's transition mechanism (see the review by Reshotko [1]).

The critical Reynolds number for laminar-to-turbulent transition problems can be predicted from linear stability theory. By introducing a small three-dimensional perturbation, the Navier-Stokes equations are linearized and transformed into the fourth-order of the ordinary differential equation (ODE), known by Orr-Sommerfeld (OS) equation [2, 3]. In the asymptotic suction boundary layer, Hughes and Reid [4] solved Orr-Sommerfeld equation for various streamwise wavenumber α and Reynolds number Re and found that the critical value was reached for $Re_c = 47\,047$ with $\alpha = 0.163$. Fransson and Alfredsson [5] computed the modified Orr-Sommerfeld equation with a nonlinear effect for the study of suction boundary layer experiment with a porous material. The results showed that the critical Reynolds number is $Re_c = 54\,382$ for $\alpha = 0.1555$. The comparison of streamwise fluctuation showed a good agreement between the theory and suction experimental work up to 2 m distance from the leading edge. For a much larger distance, the results deviated significantly from the theory for the region close to the wall, $y < 8$ times of displacement thickness (δ). Later on, Tilton and Cortelezzi [6] included the mathematical model of a porous wall to the linear stability theory and showed that the existence of the permeable structure inherently promotes a destabilizing effect. This finding verified the deviation shown in the earlier experimental work by Fransson and Alfredsson [5]. Moreover, Wedin et al. [7] showed that for the high permeability of porous wall, the critical Reynolds number was reduced to a much lower value of $Re = 796$ for

*<https://ressa-octavianty.gitlab.io>

†<https://simanjuntak-triwanto.gitlab.io/>

$\alpha = 0.12$, where the non-permeability surface gave $Re_c = 54\,379$ for $\alpha = 0.1555$. A recent study by Yalcin et al. [8] using generalized hypergeometric functions gave a much-refined value of critical Reynolds number for linear stability of asymptotic boundary layer, that is $Re = 54\,378.620\,32$.

Khater et al. [9] and Malik et al. [10] showed that by approximating the solution using the Chebyshev polynomial as a basis and computing the derivatives at each collocation point, the ordinary system of equations (ODE) systems could be solved accurately with less computational time. Trefethen showed that the numerical computation using a function based on Chebyshev expansion is an efficient and powerful tool when dealing with a non-periodic smooth function [11]. The library known as *chebfun* is also developed extendedly to solve the linear and nonlinear periodic ODEs [12]. In the linear stability theory, the partial differential equation was transformed into a high-order ODEs system, i.e., Orr-Sommerfeld equation, which can be solved using the spectral collocation methods with *chebfun* library implementation. In this research, we explore the application of this method to solve the incompressible asymptotic suction boundary layer with two-dimensional disturbances to determine the critical Reynolds number, the disturbance growth, and the corresponding unstable modes of the temporal stability.

2 Numerical Method

In this analysis, the base flow of asymptotic boundary layer shown in Fig. 1 can be simply written as:

$$u(y) = U_0(1 - e^{-y u_s / \nu}) \quad (1)$$

where u , U_0 , u_s , and ν denote the streamwise velocity within the boundary layer, freestream velocity, suction velocity, and dynamic viscosity, respectively. Throughout the study, it was assumed that the viscous force is equal with the suction force to enable the delay of boundary layer growth. The Reynolds number based on the displacement thickness δ is defined as $Re = \frac{U_0 \delta}{\nu}$, where $\delta = \frac{\nu}{u_s}$. The Reynolds number can be simply written as $Re = \frac{U_0}{u_s}$. A small

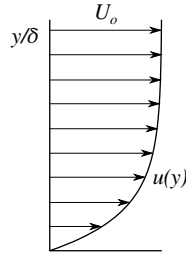


Figure 1: The base flow of asymptotic suction boundary layer.

disturbance in the form of a traveling wave in three-dimensional directions defined by $\varphi(x, y, z, t) = \psi(y) e^{i(\alpha x + \beta z - ct)}$ is introduced to the Navier Stokes equations. Note that ψ is the stream function of the disturbances, where α and β denote the spatial wavenumber of disturbance in streamwise and spanwise directions, respectively, and c is the phase velocity of the disturbance.

After linearizing and assuming that the rate of change of transverse velocity fluctuation v' in streamwise direction is very small, such that $\frac{\partial v'}{\partial x} \lll \frac{\partial u'}{\partial y}$, the Navier Stokes equations can be transformed into fourth-order ordinary differential equation (ODE). This form is famously known as Orr-Sommerfeld equation and can be written in a non-dimensional one as follows:

$$(\bar{U} - \bar{c}) (\bar{\psi}'' - \alpha^2 \bar{\psi}) - \bar{U}'' \bar{\psi} + \frac{i}{\alpha Re} (\bar{\psi}'''' - 2\alpha^2 \bar{\psi}'' + \alpha^2 \bar{\psi}) = 0 \quad (2)$$

where the prime notation represents the variable derivative to y .

To solve Eq. 2, particular boundary conditions were applied, that is $\psi = \psi' = 0$ at the wall ($y = 0$) and $\psi = \psi' \rightarrow 0$ at $y \rightarrow +\infty$. Using differential operator $\mathcal{D} = \partial/\partial y$, Eq. 2 can be written as:

$$(\bar{U} - \bar{c}) (\mathcal{D}^2 - k^2) \bar{\psi} - \bar{U}'' \bar{\psi} + \frac{i}{\alpha Re} (\mathcal{D}^2 - k^2)^2 \bar{\psi} = 0 \quad (3)$$

which then can be rearranged into,

$$(\mathcal{D}^2 - k^2) \left[-\frac{1}{Re} (\mathcal{D}^2 - k^2) + i\alpha \bar{U} \right] \bar{\psi} - i\alpha \bar{U}'' \bar{\psi} = i\omega (\mathcal{D}^2 - k^2) \bar{\psi} \quad (4)$$

The k represents the relation between α and β , where $k^2 = \alpha^2 + \beta^2$. For two-dimensional disturbances, k is proportional to α . In three dimension, the Squire transformation was needed to accompany Orr-Sommerfeld equation to represent the vorticity in $x - z$ plane which is written as:

$$\left(-\frac{1}{Re}(\mathcal{D}^2 - k^2) + i\alpha\bar{U}\right)\bar{\eta} + i\beta\bar{U}'\bar{\psi} = i\omega\bar{\eta} \quad (5)$$

Equations 4 and 5 can be written in generalized eigenvalue problem according to a linear system of equations (see Schmid and Henningson for detail [13]):

$$\mathcal{A}\bar{\Psi} = \lambda\mathcal{B}\bar{\Psi} \quad (6)$$

Here,

$$\mathcal{A} = \begin{pmatrix} A_{11} & 0 \\ A_{21} & A_{22} \end{pmatrix}, \quad \mathcal{B} = \begin{pmatrix} B_{11} & 0 \\ 0 & B_{22} \end{pmatrix}, \quad (7)$$

and where λ , and $\bar{\Psi} = \begin{pmatrix} \bar{\psi} \\ \bar{\eta} \end{pmatrix}$ represents eigenvalues, and eigenvectors respectively. The matrix component of \mathcal{A} and \mathcal{B} can be defined as:

$$A_{11} = (\mathcal{D}^2 - k^2) \left(-\frac{1}{Re}(\mathcal{D}^2 - k^2) + i\alpha\bar{U}\right) - i\alpha\bar{U}'' \quad (8a)$$

$$A_{21} = i\beta\bar{U}' \quad (8b)$$

$$A_{22} = -\frac{1}{Re}(\mathcal{D}^2 - k^2) + i\alpha\bar{U} \quad (8c)$$

$$B_{11} = \mathcal{D}^2 - k^2 \quad (8d)$$

$$B_{22} = I \quad (8e)$$

The eigenvalues λ is defined by $\lambda = i\omega$ where ω is the frequency as a function of spatial wavenumber α and phase velocity c , that is $\omega = \alpha c$. In this study, temporal stability analysis of asymptotic suction flow was discussed by assuming α as a positive real number and c is a complex number, $c = c_r + ic_i$. The temporal growth of disturbance will amplify when the c_i becomes positive, indicating the onset of instability for the corresponding flow.

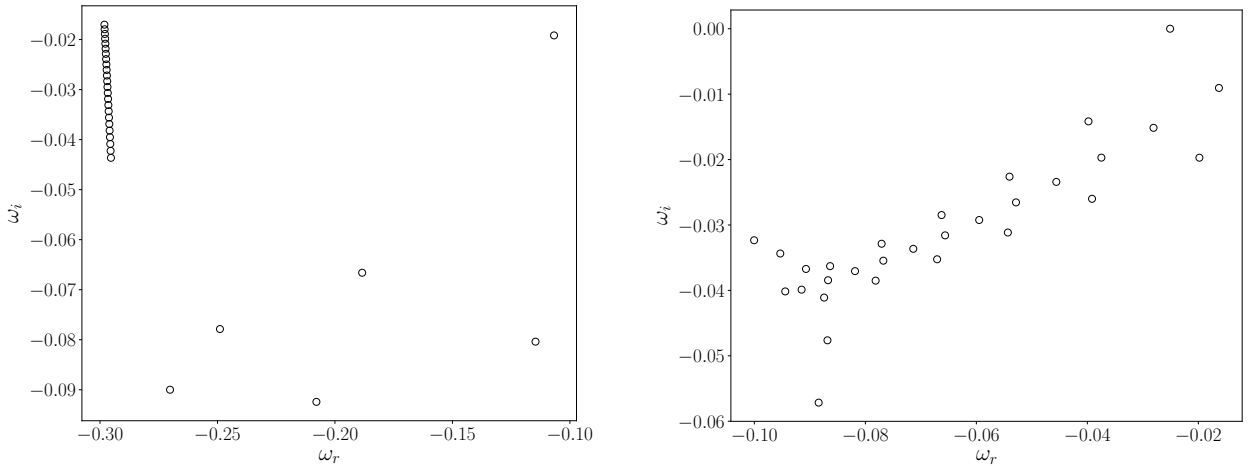


Figure 2: Complex frequency of asymptotic suction boundary layer for $Re = 1000$ at $\alpha = 0.3$ (left figure) and $Re = 47145$ at $\alpha = 0.161$ (right figure).

Numerically, the generalized eigenvalues problem in Eq. 6 was solved using the spectral collocation method by using chebfun library available in MATLAB. In this library, the Chebyshev polynomials expansion were used to approximate the solution $\bar{\psi}$ and $\bar{\eta}$ at each collocation point, such that:

$$(\bar{\psi}, \bar{\eta})(y_i) = \sum_{n=0}^N a_n T_n(y_i) \quad (9)$$

where a_n and T_n are the constants and polynomial basis of Chebychev expansion. By default, y is $-1 \leq y \leq 1$ in Chebyshev domain and is defined by $y_i = -\cos(i\pi/N)$ for $0 \leq i \leq N$. In this computation, thirty eigenvalues and corresponding eigenvectors were calculated in the domain $y = 0 \leq y \leq 30$ which represent the normal modes of the stream function and normal vorticity. All the computation were carried out for $\alpha = 0.01 - 0.3$ and $\beta = 0$ for 1225 Reynolds numbers values ranging at $Re = 10^3 - 10^8$. Additional evaluation of eigenvalues at critical Reynolds number with $\beta = 0.05$ are also analyzed to see the effect of spanwise disturbance to the stability of suction boundary layer.

3 Results and Discussions

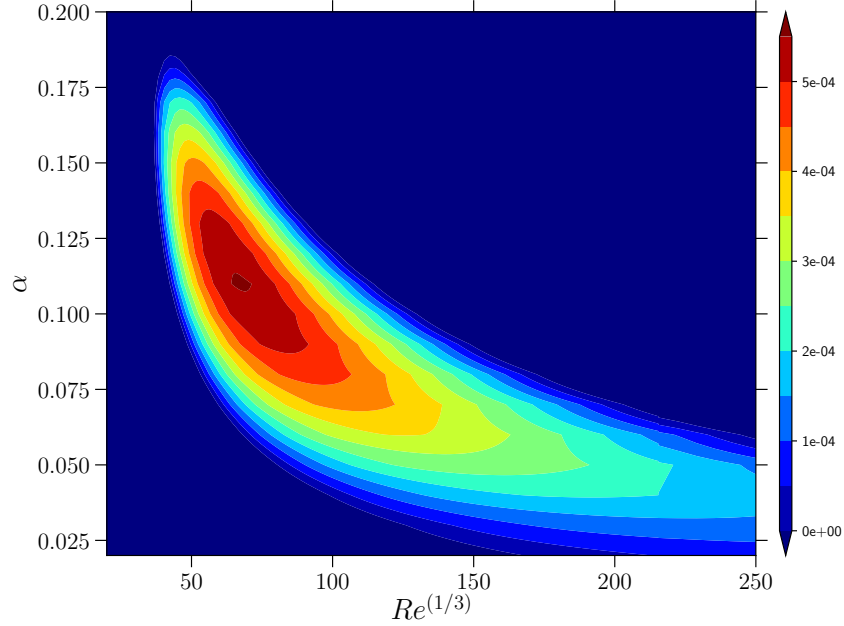


Figure 3: Temporal stability of two-dimensional asymptotic suction boundary layer flow for various α and Re . The contour values represent the imaginary part of frequency ω_i .

Figure 2 shows the eigenvalues of Orr-Sommerfeld equation with two-dimensional disturbances for $Re = 1000$ and 47145 at $\alpha = 0.3$ and 0.161 , respectively. From this complex eigenvalues number, information regarding phase velocity can also be obtained. At $Re = 47145$ and $\alpha = 0.161$, one of the modes has a positive imaginary component of eigenvalues ω_i which indicates the onset of instability in the suction asymptotic boundary layer flow. Correspondingly, at this condition, the critical phase velocity showed by the real number of c is about 0.15588 , which agrees with those values calculated by Hughes and Reid [4]. For another condition at $Re = 1000$ and $\alpha = 0.3$, the result shows that all stability modes of disturbances waves are dampened temporally.

Figure 3 represents the temporal stability contour of asymptotic suction boundary layer flow at various Reynolds number Re . The contour values represent the imaginary components of the phase velocity, c_i . In this figure, the neutral curve bounded by the value $c_i = 0$. From the neutral curve, it is shown that the critical Reynolds number occurred at $Re \sim 47145$ for $\alpha \sim 0.161$. Comparing to previous study by Hughes and Reid [4], the results is slightly lower where the Reynolds number critical for the instability occur at $Re \sim 47047$ at $\alpha = 0.163$.

The growth rate of a disturbance at constant Reynolds number Re is shown in Fig. 4. Here, a typical Reynolds number was selected to represent a condition where instability occurs in the suction boundary layer. The amplification factor reached maximum for $Re \sim 3.1 \times 10^5$. At this condition, the streamwise wavenumber $\alpha < 0.06$ and $\alpha > 0.155$ will be dampened.

To evaluate the eigenfunctions using the spectral collocation method, validation of Blasius boundary layer was also calculated for $Re = 580$ and $\alpha = 0.179$ as shown in Figure 5. At this condition, the unstable mode was amplified; thus, instability occurred. The results of streamwise u' and transverse velocity fluctuations v' are the same as those results using compound matrix solved with Runge-Kutta method [14, 15].

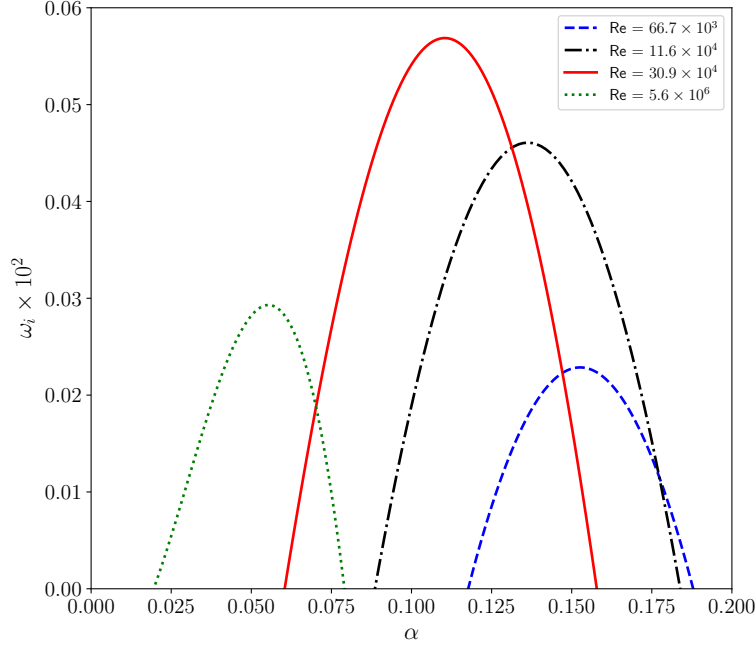


Figure 4: Temporal growth rate of asymptotic suction boundary layer for various Reynolds numbers, Re .

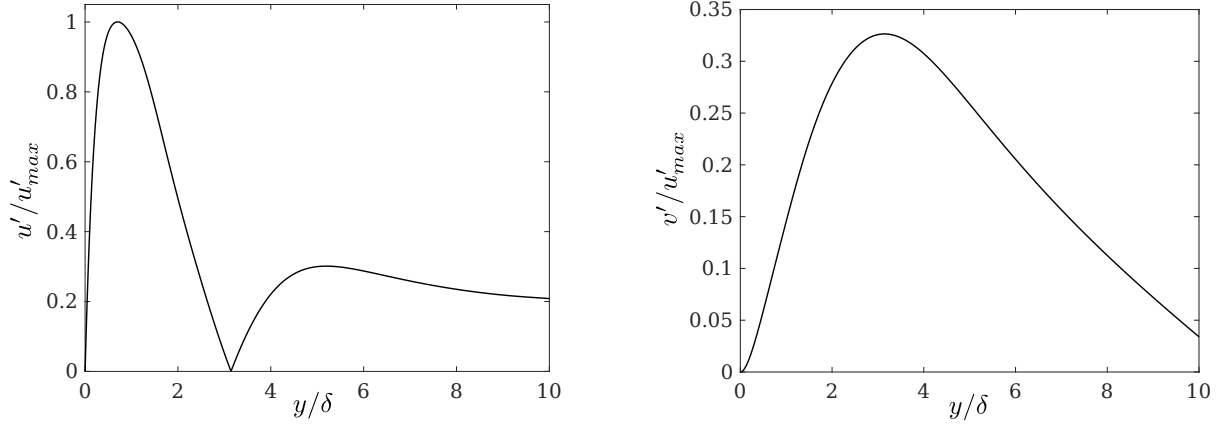


Figure 5: The streamwise u' (left figure) and transverse velocity fluctuations v' (right figure) for Blasius boundary layer at $Re_\delta = 580$ and $\alpha = 0.179$.

Figure 6 illustrates the unstable mode of Orr-Sommerfeld solution represents by its eigenfunction at critical value of $Re = 47145$ and $\alpha = 0.161$. The streamwise velocity fluctuation u' reached maximum at $y \sim 0.1576 \delta$ and then rapidly reduced to 0 at $y \sim 0.1878 \delta$. At the displacement thickness larger than $\delta > 0.18y$, only small streamwise velocity fluctuation is sustained, less than 7% of the maximum disturbance. For the same mode, we can see that the transverse velocity fluctuation v' reached maximum at $y \sim 1.76 \delta$. Nevertheless, the amplitude of v' will not exceed 10% of the maximum streamwise velocity fluctuation. On the other hand, at $Re = 800$, the maximum u' occurred at $y \sim 0.4586 \delta$ and then reduced abruptly to 3% of u'_{max} at $y \sim 1.55 \delta$. For the rest of the displacement thickness, the u' distribution is almost similar to that in $Re = 47145$. Regarding the v' distribution, the maximum v' took place at $y \sim 0.1925 \delta$ with much larger value than that in $Re = 47145$. Beyond this point, the rate of decrease of v' is much higher than in the other case. Note that the maximum velocity fluctuations occur very close to the wall compared to the result of the Blasius boundary layer case in Figure 5.

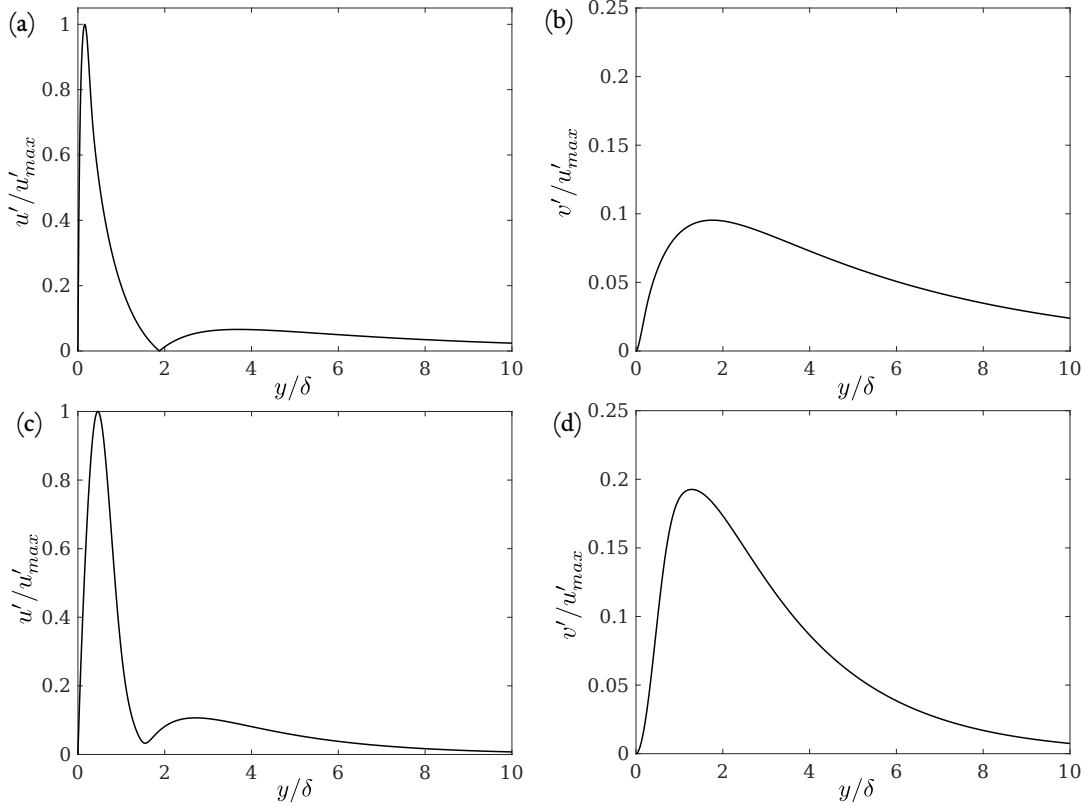


Figure 6: The streamwise u' and transverse velocity fluctuations v' at critical value of $Re = 47145$ and $\alpha = 0.161$ in (a) and (b) and at $Re = 1000$ and $\alpha = 0.3$ in (c) and (d), respectively.

Lastly, it is worth mentioning that the critical Reynolds number increased by introducing three-dimensional disturbance in spanwise direction with wavenumber β . Table 1 shows the comparison of the growth rate of the unstable mode between two- and three-dimensional disturbances at $Re = 47145$ and $\alpha = 0.161$. For the two-dimensional case, one of the modes has positive ω_i , which indicates the temporal amplification of disturbance. In contrast — in the case of three-dimensional disturbances — no unstable mode appeared. The results lead to the fact that the flow with two-dimensional disturbance is less stable than that one with three-dimensional disturbance [1]. For instance, at the same $\alpha = 0.161$, the Re_{crit} is slightly increase to 47522 and 50130 for $\beta = 0.02$ and 0.05, respectively. These results showed that a larger spanwise disturbances wavelength promotes the laminar-to-turbulent transition in the asymptotic suction boundary layer.

4 Conclusion

The temporal stability of the asymptotic suction boundary layer was carried out using the spectral collocation method. For two-dimensional disturbance, the critical Reynolds number is $Re = 47145$ with streamwise disturbance wavenumber of $\alpha = 0.161$. Solving Orr-Sommerfeld equation using spectral collocation gave a good approximation that sufficiently predicts the instability onset. By introducing three-dimensional disturbances, the flow is more stable; hence a slight delay in transition can be achieved. More work is needed to include the porous assumption into the linearized Navier-Stokes equation mathematical model to represent the suction flow better.

Table 1: Comparison of the complex frequency of asymptotic suction boundary layer flow with 2-D and 3-D disturbances.

Re = 47 145, $\alpha = 0.161, \beta = 0$		Re = 47 145, $\alpha = 0.161, \beta = 0.05$	
ω_i	ω_r	ω_i	ω_r
-0.009 053 723 135 213	-0.016 284 398 479 794	-0.009053776187042	-0.016 284 398 476 526
0.000 000 016 836 401	-0.025 084 269 698 214	-0.000 040 605 262 884	-0.025 375 059 688 044
-0.019 715 168 022 922	-0.019 808 222 963 637	-0.019 829 511 180 454	-0.019 898 163 267 561
-0.015 147 856 968 682	-0.028 074 047 827 209	-0.015 147 910 133 302	-0.028 074 047 779 886
-0.014 162 763 905 649	-0.039 798 090 915 725	-0.019 707 218 199 930	-0.037 472 873 998 393
-0.019 707 164 651 148	-0.037 472 871 868 033	-0.014 074 983 581 941	-0.039 941 963 053 997
-0.025 997 905 784 513	-0.039 150 965 885 194	-0.026 110 370 920 695	-0.039 187 669 680 076
-0.023 416 938 588 254	-0.045 589 598 709 860	-0.023 416 980 778 494	-0.045 589 586 407 514
-0.022 614 038 076 655	-0.054 023 682 605 554	-0.022 543 779 576 827	-0.054 118 999 379 730
-0.026 547 462 476 345	-0.052 853 339 623 126	-0.026 547 479 877 181	-0.052 853 108 591 762
-0.031 150 486 307 261	-0.054 321 234 640 715	-0.031 244 051 799 302	-0.054 341 328 451 605
-0.029 241 864 257 059	-0.059 487 715 454 088	-0.029 242 915 726 632	-0.059 487 137 894 433
-0.028 481 357 069 050	-0.066 266 959 054 948	-0.028 405 253 757 335	-0.066 333 628 233 294
-0.031 588 105 363 357	-0.065 628 213 232 931	-0.031 596 059 809 968	-0.065 613 460 818 158
-0.035 241 231 510 905	-0.067 069 203 373 296	-0.035 320 135 032 351	-0.067 076 161 492 354
-0.033 645 438 888 138	-0.071 364 920 026 495	-0.033 798 694 427 506	-0.071 403 462 854 990
-0.032 867 350 053 255	-0.077 067 399 963 911	-0.032 592 047 402 602	-0.075 868 615 970 100
-0.035 456 352 941 508	-0.076 761 622 026 041	-0.036 988 707 669 012	-0.076 440 447 385 795
-0.038 509 922 447 651	-0.078 149 971 266 927	-0.032 517 962 172 885	-0.080 649 864 764 881
-0.037 052 429 312 565	-0.081 865 100 218 790	-0.039 627 621 987 226	-0.078 366 770 248 989
-0.036 291 429 007 727	-0.086 355 338 088 544	-0.040 517 817 377 491	-0.082 570 577 725 276
-0.038 444 131 642 543	-0.086 721 482 667 993	-0.031 726 915 286 234	-0.086 794 104 899 245
-0.041 097 392 645 718	-0.087 432 864 575 112	-0.040 694 033 753 390	-0.087 714 536 935 479
-0.036 722 939 249 462	-0.090 703 387 787 520	-0.043 935 741 487 887	-0.086 387 349 475 554
-0.047 630 287 666 506	-0.086 827 461 011 890	-0.029 278 753 171 951	-0.092 409 107 112 840
-0.039 887 270 505 808	-0.091 489 459 185 393	-0.036 152 556 100 804	-0.090 124 274 796 707
-0.034 362 792 174 412	-0.095 332 780 205 598	-0.048 148 400 180 181	-0.085 015 566 237 441
-0.040 156 933 113 882	-0.094 435 258 807 304	-0.038 015 640 933 561	-0.093 714 379 662 011
-0.032 332 410 516 983	-0.100 044 888 343 555	-0.050 922 598 385 674	-0.087 495 365 371 182
-0.057 155 897 004 390	-0.088 413 933 670 037	-0.026 715 476 195 033	-0.098 064 071 866 723

Nomenclature

a_n, T_n	=	Constants, and polynomial of the Chebychev expansion
c	=	Phase velocity
N	=	Chebychev degree of expansion
Re	=	Reynolds number
U_o	=	Mean velocity
u, v	=	Streamwise, and transverse velocity disturbances
x, y, z	=	Streamwise, transverse, and spanwise directions
α, β	=	Streamwise, and spanwise wave numbers
δ	=	Displacement thickness
$\bar{\eta}$	=	Nondimensional normal vorticity function
ω	=	Disturbance complex frequency
ψ	=	Stream function
$\bar{\psi}$	=	Nondimensional stream function
φ	=	Freestream disturbance

References

- [1] Eli Reshotko. Boundary-layer stability and transition. *Annual review of fluid mechanics*, 8(1):311–349, 1976.
- [2] Hermann Schlichting and Klaus Gersten. *Boundary-layer theory*. Springer, 2016.
- [3] Frank M White and Joseph Majdalani. *Viscous fluid flow*, volume 3. McGraw-Hill New York, 2006.
- [4] TH Hughes and WH Reid. On the stability of the asymptotic suction boundary-layer profile. *Journal of Fluid Mechanics*, 23(4):715–735, 1965.
- [5] Jens HM Fransson and PH Alfredsson. On the disturbance growth in an asymptotic suction boundary layer. *Journal of Fluid Mechanics*, 482:51, 2003.

-
- [6] Nils Tilton and Luca Cortelezzi. Stability of boundary layers over porous walls with suction. *AIAA Journal*, 53(10):2856–2868, 2015.
 - [7] Håkan Wedin, Stefania Cherubini, and Alessandro Bottaro. Effect of plate permeability on nonlinear stability of the asymptotic suction boundary layer. *Physical Review E*, 92(1):013022, 2015.
 - [8] A Yalcin, Y Turkac, and M Oberlack. On the temporal linear stability of the asymptotic suction boundary layer. *Physics of Fluids*, 33(5):054111, 2021.
 - [9] AH Khater, RS Temsah, and MM2474624 Hassan. A chebyshev spectral collocation method for solving burgers-type equations. *Journal of Computational and Applied Mathematics*, 222(2):333–350, 2008.
 - [10] Mujeeb R Malik, Thomas A Zang, and M Yousuff Hussaini. A spectral collocation method for the navier-stokes equations. *Journal of Computational Physics*, 61(1):64–88, 1985.
 - [11] Lloyd N Trefethen. Computing numerically with functions instead of numbers. *Mathematics in Computer Science*, 1(1):9–19, 2007.
 - [12] Grady B Wright, Mohsin Javed, Hadrien Montanelli, and Lloyd N Trefethen. Extension of chebfun to periodic functions. *SIAM Journal on Scientific Computing*, 37(5):C554–C573, 2015.
 - [13] Peter J Schmid, Dan S Henningson, and DF Jankowski. Stability and transition in shear flows. applied mathematical sciences, vol. 142. *Appl. Mech. Rev.*, 55(3):B57–B59, 2002.
 - [14] BS Ng and WH Reid. An initial value method for eigenvalue problems using compound matrices. *Journal of Computational Physics*, 30(1):125–136, 1979.
 - [15] William O Criminale, Thomas Luther Jackson, and Ronald Douglas Joslin. *Theory and computation in hydrodynamic stability*. Cambridge University Press, 2018.