

# Quantum-enhanced multiparameter estimation and compressed sensing of a field

Youcef Baamara<sup>1</sup>, Manuel Gessner<sup>2</sup> and Alice Sinatra<sup>1\*</sup>

<sup>1</sup> Laboratoire Kastler Brossel, ENS-Université PSL, CNRS, Université de la Sorbonne and Collège de France, 24 rue Lhomond, 75231 Paris, France

<sup>2</sup> ICFO-Institut de Ciències Fotòniques, The Barcelona Institute of Science and Technology, Av. Carl Friedrich Gauss 3, 08860, Castelldefels (Barcelona), Spain

\* alice.sinatra@lkb.ens.fr

August 2, 2022

## Abstract

We show that a significant quantum gain corresponding to squeezed or over-squeezed spin states can be obtained in multiparameter estimation by measuring the Hadamard coefficients of a 1D or 2D signal. The physical platform we consider consists of two-level atoms in an optical lattice in a squeezed-Mott configuration, or more generally by correlated spins distributed in spatially separated modes. Our protocol requires the possibility to locally flip the spins, but relies on collective measurements. We give examples of applications to scalar or vector field mapping and compressed sensing.

---

## Contents

1	Introduction	2
2	Quantum enhancement in distributed sensing with collective measurements and local spin flips	3
3	Mapping of a one-dimensional field: simulation with $N = 8$	6
	3.1 Scalar field	6
	3.2 Vector field	7
4	Quantum gain for compressed sensing of a two-dimensional field (image)	7
5	Conclusions	9
A	Change of sign of a local parameter by spin flip	11
B	Reformulation of our protocol within the method of moments for multiparameter estimation	12
C	Sequential measurement of the three components of a vector field	13
	References	14

## 1 Introduction

Precessing spins, or equivalently quantum systems in a superposition of two energy levels, are precise atomic sensors, and a regular spatial distribution of two-level atoms in a 2D or 3D optical lattice can be used to measure the local values of an extended field. A fundamental source of noise in such a detector is the quantum projection noise which originates from the non-commutativity of the three components of the spin  $1/2$  and which gives an uncertainty on the direction of the spin whose precession angle one wants to measure.

The idea of this paper is to take advantage of quantum correlations between two-level atoms in an optical lattice for multiparameter estimation, in particular for extended field measurements. To this end, besides the regular arrangement of the atoms, which offers advantages for atomic clocks [1, 2] and can be realized by means of optical tweezers or as a result of a Mott transition in a Bose-Einstein condensate [3], one should create spin correlations among the atoms. Two possible schemes, that directly yield the spin-squeezed state with one atom per site, consist in (i) adiabatically raising a lattice in a two-component Bose-Einstein condensate [4, 5] or (ii) entangling fermionic atoms located at the lattice sites via virtual tunneling processes plus an external laser which imprints a site-dependent phase [6–8]. Similar configurations but with more than one spin on each site can be obtained by splitting a spin-squeezed Bose-Einstein condensate into addressable modes [9], or with atoms in a cavity where cavity-mediated interactions [10] or non-local quantum non demolition measurements [11] are used to entangle the modes. Using this last method, squeezing-enhanced distributed quantum sensing with a few modes has been recently experimentally demonstrated [11].

To take advantage of the correlations, instead of measuring the local field with one spin in each lattice sites, we measure, by collective measurements involving all atoms, independent linear combinations of the local fields corresponding to the Hadamard coefficients of the spatial signal discretized on the lattice. The local fields are then deduced by the inverse Hadamard transformation. For a given number of atoms and number of measurements, we then achieve a quantum gain, i.e., a reduction of the statistical uncertainty on the measured field distribution below the standard quantum limit, tracing back to the quantum correlations between the atoms.

Spatially distributed sensors have been theoretically studied in the context of quantum multiparameter estimation, see for example [12–16] and references therein. Compared to other multiparameter quantum metrology schemes that have been proposed [14, 16], ours has the advantage that a single collective measurement, instead of  $N$  local measurements in each site, has to be performed in order to obtain a given linear combination of the unknown parameters with quantum gain. Indeed, we assume that spin flips can be performed locally [17] but all measurements in our protocol are collective. Compared to a “scanning microscope” approach where one moves a sensor formed by an ensemble of entangled atoms, for example a Bose-Einstein condensate, to locally probe the field at each site [18], our scheme offers the advantage of using entangled but spatially separated atoms, thus without interaction. By leaving the atoms in a fixed position rather than physically scanning the trapping potential, we obtain a spatial resolution given by the wavelength of the optical lattice used to trap the atoms.

In the following, we develop our multiparameter estimation protocol and derive its quantum

gain (Sec. 2), we study the reconstruction of a scalar or a vector field in 1D (Sec. 3), and finally, we combine our method with compressed sensing to reconstruct the field with a reduced number of measurements (Sec. 4).

## 2 Quantum enhancement in distributed sensing with collective measurements and local spin flips

We consider  $N$  spins 1/2 distributed in  $N$  spatially separated modes for the estimation of  $N$  parameters  $\vec{\theta} = (\theta_1, \dots, \theta_N)^T$  each affecting a given mode. We assume that we can manipulate the spins locally, as we could do for atoms in an optical lattice using a microscope [17], and perform collective measurements on the set of atoms. The quantum correlations between the atoms that we aim to exploit are obtained through the collective one-axis-twisting (OAT) Hamiltonian [19],

$$\hat{H}_{\text{OAT}} = \hbar \chi \left( \sum_k \hat{s}_{k,z} \right)^2, \quad (1)$$

where  $\hat{s}_k = \hat{\sigma}_k/2$ ,  $\hat{\sigma}_k$  is the vector of the Pauli matrices for the atom in the site  $k$ , by evolving for a time  $t$  an initial coherent spin state (CSS) with all the spins polarized along the  $x$  direction

$$|\psi_0\rangle = |x\rangle^{\otimes N}. \quad (2)$$

The parameters are then encoded on the state  $|\psi_t\rangle = e^{-i\hat{H}_{\text{OAT}}t/\hbar}|\psi_0\rangle$  through the unitary evolution

$$\hat{U}(\vec{\theta}) = e^{-i\hat{H}_{\vec{n}}\cdot\vec{\theta}}, \quad (3)$$

generated by the observables  $\hat{H}_{\vec{n}} = (\hat{s}_{1,\vec{n}}, \dots, \hat{s}_{N,\vec{n}})^T$  with  $\hat{s}_{k,\vec{n}} \equiv \vec{n} \cdot \hat{s}_k$ , where  $\vec{n} = (0, n_y, n_z)^T$  is a unit vector that we consider, without loss of generality, in the plane perpendicular to the initial spin direction  $x$ . We consider an observable  $\hat{S}_{\vec{m}}$  that is linear in the components of the collective spin  $\hat{S}_{\vec{m}} = \sum_{j=1}^N \hat{s}_{j,\vec{m}}$  such that  $\{\vec{m}, \vec{n}, \vec{e}_x\}$  form an orthonormal basis. To first order in all the  $\theta_k$  near  $\theta_k = 0$ , its average in the state  $\hat{U}(\vec{\theta})|\psi_t\rangle$  reads

$$\langle \hat{U}^\dagger(\vec{\theta}) \hat{S}_{\vec{m}} \hat{U}(\vec{\theta}) \rangle \approx -i \langle [\hat{S}_{\vec{m}}, \hat{H}_{\vec{n}} \cdot \vec{\theta}] \rangle = -i \sum_{l,k} \theta_k \langle [\hat{s}_{l,\vec{m}}, \hat{s}_{k,\vec{n}}] \rangle \delta_{lk} = \langle \hat{s}_{1,x} \rangle \sum_k \theta_k, \quad (4)$$

where  $\langle \dots \rangle$  denotes the average on the state  $|\psi_t\rangle$  and we used the symmetry of the state. By introducing the linear combination of the parameters  $\Theta \equiv \sum_k \theta_k/N$ , equation (4) can be written as

$$\langle \hat{U}^\dagger(\vec{\theta}) \hat{S}_{\vec{m}} \hat{U}(\vec{\theta}) \rangle \approx \langle \hat{s}_x \rangle \Theta. \quad (5)$$

This shows that a linear observable in the collective spin components is only sensitive, to first order, to the arithmetic mean  $\Theta$  of the parameters  $\theta_k$ . Using the one-parameter method of moments,  $\Theta$  can thus be estimated by comparing the average of  $\mu$  independent measurements of a linear collective spin observable  $\tilde{S}_{\vec{m}}^\mu$  with its average value  $\langle \hat{S}_{\vec{m}} \rangle$  obtained theoretically or from an experimental calibration as a function of  $\Theta$ . In the limit  $\mu \gg 1$ , the method of moments allows

to estimate  $\Theta$  with an uncertainty  $(\Delta\Theta)^2 = (\Delta\hat{S}_{\vec{m}})^2/(\mu|\partial_{\Theta}\langle\hat{S}_{\vec{m}}\rangle|^2)$  where  $\partial_{\Theta} \equiv d/d\Theta$ . Using the result (5), we obtain [20]

$$(\Delta\Theta)^2 = \frac{1}{\mu} \frac{(\Delta\hat{S}_{\vec{m}})^2}{|\langle\hat{S}_x\rangle|^2}. \quad (6)$$

Since the goal is to estimate all the parameters  $\theta_k$  (with  $k = 1, \dots, N$ ),  $N$  linearly independent combinations of the  $\theta_k$  must be measured. Let us now see how, in addition to the measurement of the parameter's average  $\sum_k \theta_k/N$  explained above, we can measure other linear combinations of the parameters. As we show in Appendix A, a rotation of the spin  $k$  of angle  $\pi$  around  $x$ -axis before encoding the parameter  $\theta_k$  followed by a second rotation of angle  $-\pi$  around the same axis after encoding the parameter, is equivalent to reversing the sign of  $\theta_k$

$$e^{i\pi\hat{S}_x} e^{-i\theta\hat{S}_{\vec{n}}} e^{-i\pi\hat{S}_x} = e^{i\theta\hat{S}_{\vec{n}}}. \quad (7)$$

Let us then consider the problem of estimating  $N$  parameters  $\vec{\theta} = (\theta_1, \dots, \theta_N)$  encoded through the unitary evolution (3), this time applying  $\hat{V} = e^{-i\sum_k \alpha_k \hat{S}_{k,x}}$  and  $\hat{V}^\dagger$  before and after the encoding of the parameters, where  $\alpha_k = (1 - \epsilon_k)\pi/2$  and  $\epsilon_k = \pm 1$ . Using (7), this can be represented by the unitary evolution

$$\hat{U}' = \hat{V}^\dagger e^{-i\sum_k \theta_k \hat{S}_{k,\vec{n}}} \hat{V} = \prod_k e^{i\frac{\pi}{2}(1-\epsilon_k)\hat{S}_{k,x}} e^{-i\theta_k \hat{S}_{k,\vec{n}}} e^{-i\frac{\pi}{2}(1-\epsilon_k)\hat{S}_{k,x}} = \prod_k e^{-i\epsilon_k \theta_k \hat{S}_{k,\vec{n}}} = e^{-i\sum_k \theta'_k \hat{S}_{k,\vec{n}}} \quad (8)$$

with  $\theta'_k = \epsilon_k \theta_k$ , so that (8) describes the encoding of the  $N$  parameters  $\vec{\theta}' = (\epsilon_1 \theta_1, \dots, \epsilon_N \theta_N)$ ,

$$\hat{U}' = \hat{V}^\dagger \hat{U}(\vec{\theta}) \hat{V} = \hat{U}(\vec{\theta}') = e^{-i\hat{H}_{\vec{n}} \cdot \vec{\theta}'}. \quad (9)$$

Using (9) and reasoning in the same way as to obtain (5), it can be shown that to first order in the  $\theta'_k$  in the vicinity of  $\theta'_k = 0$ , the average of  $\hat{S}_{\vec{m}}$  in the state  $\hat{U}'|\psi_t\rangle$  varies as

$$\langle\hat{U}'^\dagger \hat{S}_{\vec{m}} \hat{U}'\rangle = \langle\hat{S}_x\rangle \sum_k \frac{\epsilon_k \theta_k}{N}. \quad (10)$$

This last equation generalizes the result (5) and shows that, using local spin flips and the single-parameter estimation by the method of moments, the measurement of a collective spin linear observable allows to estimate the linear combination of the parameters

$$\Theta = \sum_k \epsilon_k \theta_k / N, \quad (11)$$

where  $\epsilon_k = \pm 1$  with the same uncertainty (6). Note that the same calibration curve can be used for the estimation of all combinations of the parameters.

For a system in the initial CSS state, the uncertainty on the estimated combination  $\Theta$  is limited by the projection noise given by  $(\Delta\Theta)_{\text{SQL}}^2 = 1/(\mu N)$  (standard quantum limit). In the state  $|\psi_t\rangle$ , generated by the OAT dynamics at time  $t$ , it can reach a lower value  $(\Delta\Theta)^2 = \xi^2/(\mu N)$  where  $\xi^{-2}$  quantifies the quantum gain on the statistical error of the measurement. For a linear (L) measurement in one component  $\hat{S}_{\vec{m}}$  of the collective spin, the quantum gain is limited by  $\xi_{\text{L}}^{-2} \leq \xi_{\text{L,best}}^{-2}$  where equality is achieved for an optimal measurement direction  $\vec{m} = \vec{m}_{\text{L,opt}}$  and a spin squeezed state (SSS) prepared at the optimal time  $t = t_{\text{L,best}}$  [19, 21]. One possibility to overcome the

limit due to the measurement of an observable that is linear in the collective spin components, is the measurement after interaction (MAI) technique which consists in adding a second OAT evolution  $\hat{U}_\tau = e^{-i\hat{H}_{\text{OAT}}\tau/\hbar}$ , with  $\tau = -t$ , after the encoding of the parameters (9) and before the measurement of the linear observable  $\hat{S}_{\vec{m}}$  where  $\vec{m}$  is in the  $yz$ -plane. This technique is equivalent to measuring a non-linear observable of the form  $\hat{X}_{\text{MAI}} = e^{-i\chi t \hat{S}_z^2} \hat{S}_{\vec{m}} e^{i\chi t \hat{S}_z^2}$ . It turns out that this measurement is optimal in the whole time range  $1/N < \chi t < 1/\sqrt{N}$  in the large  $N$  limit [22, 23]. Also in this case, to first order in the  $\theta'_k$  in the vicinity of  $\theta'_k = 0$ , the average of the observable  $\hat{X}_{\text{MAI}}$  in the state  $\hat{U}'|\psi_t\rangle$  is

$$\begin{aligned} \langle \hat{U}'^\dagger \hat{X}_{\text{MAI}} \hat{U}' \rangle &\approx \langle (\mathbb{1} + i\hat{H}_{\vec{n}} \cdot \vec{\theta}') e^{-i\chi t \hat{S}_z^2} \hat{S}_{\vec{m}} e^{i\chi t \hat{S}_z^2} (\mathbb{1} - i\hat{H}_{\vec{n}} \cdot \vec{\theta}') \rangle \\ &= -i \langle [e^{-i\chi t \hat{S}_z^2} \hat{S}_{\vec{m}} e^{i\chi t \hat{S}_z^2}, \hat{S}_{\vec{n}}] \rangle \sum_k \frac{\epsilon_k \theta_k}{N} \end{aligned} \quad (12)$$

where we used the symmetry of the state  $|\psi_t\rangle$ . Equation (12) shows that the MAI technique allows the estimation of the linear combination  $\Theta = \sum_k \epsilon_k \theta_k / N$ . In an estimation protocol based on the method of moments, the uncertainty on this combination is given by [23]

$$(\Delta\Theta)^2 = \frac{1}{\mu} \frac{N/4}{|[e^{i\chi t \hat{S}_z^2} \hat{S}_{\vec{m}} e^{-i\chi t \hat{S}_z^2}, \hat{S}_{\vec{n}}]|^2}. \quad (13)$$

For a time  $\chi t_{\text{L,best}} < \chi t \leq 1/\sqrt{N}$ , the quantum gain associated with (13), with an optimal choice of  $\vec{n}$  and  $\vec{m}$ , is larger than the gain associated with a linear measurement  $\xi_{\text{MAI}}^{-2} > \xi_{\text{L,best}}^{-2}$  [23]. It reaches its maximum value  $\xi_{\text{MAI,best}}^{-2}$  at an optimal time  $\chi t_{\text{MAI,best}} = 1/\sqrt{N}$  in the large  $N$  limit [24].

Above, we have presented the strategy that measures linear combinations of the form  $\sum_k \epsilon_k \theta_k / N$ , with  $\epsilon_k = \pm 1$ , of a set of parameters  $\theta_k$  with significant quantum gain. We will now show which combinations should be measured, or which choices for  $\epsilon_k$ , in order to reconstruct the signal  $\vec{\theta}$ . A signal  $\vec{\theta} = (\theta_1, \dots, \theta_N)^T$  with  $N = 2^m$ , where  $m$  is an integer, can be decomposed in the basis of Walsh orthogonal functions: functions that take only the values  $\pm 1$  represented in terms of a square matrix of order  $N$  called the Hadamard matrix  $\mathcal{H}_m$ :

$$\theta_k = \sum_j [\mathcal{H}_m]_{kj} \tilde{\theta}_j. \quad (14)$$

The  $\tilde{\theta}_j$  (for  $j = 1, \dots, N$ ) are the Hadamard coefficients associated with the signal  $\vec{\theta}$ , and the matrix  $\mathcal{H}_m$ , which satisfies the property  $|[\mathcal{H}_m]_{kj}| = 1/\sqrt{N}$ , is defined by recurrence with  $\mathcal{H}_0 = 1$  and, for  $m > 0$

$$\mathcal{H}_m = \frac{1}{\sqrt{2}} \begin{pmatrix} \mathcal{H}_{m-1} & \mathcal{H}_{m-1} \\ \mathcal{H}_{m-1} & -\mathcal{H}_{m-1} \end{pmatrix}. \quad (15)$$

The  $j^{\text{th}}$  Hadamard coefficient  $\tilde{\theta}_j$  is written, as a function of  $\theta_k$ , as

$$\tilde{\theta}_j = \sum_k [\mathcal{H}_m^{-1}]_{jk} \theta_k, \quad (16)$$

Comparing this last equation with (11) we see that for a suitable choice of  $\epsilon_k = \pm 1$  one obtains

$$\sqrt{N}\Theta = \tilde{\theta}, \quad (17)$$

such that the combinations measured by our strategy are, up to a factor  $\sqrt{N}$ , the Hadamard coefficients of the signal  $\vec{\theta}$ . Once these coefficients are measured independently and with the same uncertainty, we can deduce the original signal using (14). All the measured parameters  $\theta_k$  thus have the same uncertainty

$$(\Delta\theta_k)^2 = (\Delta\tilde{\theta}_k)^2 = N(\Delta\Theta)^2 = \frac{\xi^2}{\mu} \quad \forall k. \quad (18)$$

Unlike the estimation of a single parameter with the  $N$ -atom coherent spin state, the uncertainty (18) on the parameters estimated by our strategy with the CSS state is independent of the size  $N$  of the system. This can be explained by the fact that each parameter  $\theta_k$  is locally encoded on an individual atom. The quantum correlations between atoms generated by the OAT dynamics allow us to introduce a dependence in the system size  $N$  of the uncertainties  $(\Delta\theta_k)^2$  through the parameter  $\xi$ . As we will show in Appendix B, this strategy can also be understood in the framework of multiparameter estimation theory. In the following sections, we give two examples of the application of the method, to the mapping of a scalar and vectorial one-dimensional field, and to compressed sensing.

### 3 Mapping of a one-dimensional field: simulation with $N = 8$

#### 3.1 Scalar field

We give here an illustration of the application of our strategy to the measurement of a scalar field  $\theta(x)$  that varies along one direction of space. In our numerical simulation below, we consider a field of the forme

$$\theta(x) = \theta_0 \sin(x) \quad (19)$$

that we discretize on  $N = 8$  sites  $\vec{\theta} = (\theta_1, \dots, \theta_N)$  with  $\theta_i \equiv \theta(x_i)$ , each site having as sensor a two-level atom. We assume that the encoding of the  $\vec{\theta}$  parameters is done with the  $\hat{H}_{\vec{n}} = (\hat{s}_{1,\vec{n}}, \dots, \hat{s}_{N,\vec{n}})^T$  generators,  $\vec{n}$  being the optimal direction in the  $yz$ -plane, through the unitary evolution (3). According to our protocol, to estimate the Hadamard coefficient  $\tilde{\theta}_j$  after an evolution for a time  $t$  with the OAT Hamiltonian (1) of the initial CSS state (2), we apply the unitary evolution

$$\hat{U}' = e^{i\sum_k \alpha_k \hat{s}_{k,x}} e^{-i\sum_k \theta_k \hat{s}_{k,\vec{n}}} e^{-i\sum_k \alpha_k \hat{s}_{k,x}} \quad \text{with} \quad \alpha_k = (1 - \epsilon_k) \frac{\pi}{2} \quad \text{and} \quad \epsilon_k = \sqrt{N} [\mathcal{H}_3^{-1}]_{jk} \quad (20)$$

and we measure, in the obtained state  $\hat{U}'|\psi_t\rangle$ , the optimal observable  $\hat{X}$ , which could be  $\hat{S}_{\vec{n}}$  or  $\hat{X}_{\text{MAI}}$  according to the used measurement protocol. For each  $\tilde{\theta}_j$  with  $j = 1, \dots, N$ , this procedure is repeated  $\mu$  times. In the numerical simulation, the measurement results  $\lambda_1, \dots, \lambda_\mu$ , where  $\lambda_i$  is one of the eigenvalues of the measured observable, are obtained by sampling the probability distribution

$$P_i = |\langle \lambda_i | \hat{U}' |\psi_t\rangle|^2, \quad (21)$$

where  $|\lambda_i\rangle$  is the eigenstate of  $\hat{X}$  associated with the eigenvalue  $\lambda_i$ . From these measurement results, the statistical mean  $\bar{X}_\mu = \sum_i \lambda_i / \mu$  is calculated. Using the calibration curve Fig. 1(b) which gives the theoretical mean of  $\langle \hat{X} \rangle$  as a function of  $\Theta$  (10) or (12), the Hadamard coefficient

$\tilde{\theta}_j = \sqrt{N}\Theta$  is estimated using the value of  $\Theta$  as the value for which  $\langle \hat{X} \rangle = \bar{X}_\mu$ . The statistical variance  $(\Delta \tilde{\theta}_j)_\mu^2$ <sup>1</sup> is calculated numerically by repeating the procedure for estimating  $\tilde{\theta}_j$  several times. Thus, all Hadamard coefficients are measured and the parameters  $\theta_k$  are then deduced using (14). The scalar field (19) and its estimation with the initial state CSS, the squeezed state SSS and the state generated at  $t = t_{\text{MAI,best}}$ , where the measurement is performed with the MAI technique, are shown in Fig. 1(a).

### 3.2 Vector field

Let us now consider the case of a vector field discretized at  $N = 8$  sites as shown in Fig. 1(c), whose unknown components  $\vec{\theta}_x, \vec{\theta}_y, \vec{\theta}_z$ , with  $\vec{\theta}_\alpha = (\theta_{\alpha,1}, \dots, \theta_{\alpha,N})^T$  for  $\alpha = x, y, z$ , are encoded on the atoms through the unitary evolution

$$\hat{U} = e^{-i(\hat{H}_x \cdot \vec{\theta}_x + \hat{H}_y \cdot \vec{\theta}_y + \hat{H}_z \cdot \vec{\theta}_z)} \quad (22)$$

which represents a generalization of (3) to encoding three parameters per mode. In multiparameter estimation, the measurement of parameters generated by non-commuting Hamiltonians is known to be hard because of the incompatibility of the respective optimal measurements [13, 15, 25]. Here, we avoid these complications by estimating the three field components separately one after the other: first the spins are prepared in a polarized state along the  $x$  direction and the measurement of the two components of the field in the  $yz$ -plane is performed after the OAT evolution and the application of a state rotation so as to align the optimal direction  $\vec{n}$  with the  $z$  or  $y$  direction to measure  $\vec{\theta}_z$  or  $\vec{\theta}_y$ , and then the spins are polarized along the  $y$  direction to measure  $\vec{\theta}_x$ . The key point is that for the measurement of a collective linear spin observable (which excludes the estimation based on the measurement of the observable  $\hat{X}_{\text{MAI}}$ ), the estimation of one of the field components is not affected by the presence of the other two orthogonal components, as shown in Appendice C. In Fig. 1(d), we show the results of the estimation of the vectorial field with components

$$\theta_\alpha(x) = \theta_0 \sin(x + \varphi_\alpha) \quad \text{for} \quad \alpha = x, y, z \quad \text{and} \quad \varphi_x = 0, \varphi_y = \pi/2, \varphi_z = \pi. \quad (23)$$

## 4 Quantum gain for compressed sensing of a two-dimensional field (image)

In Sec. 2, we presented a strategy that allows us to measure a scalar signal  $\vec{\theta} = (\theta_1, \dots, \theta_N)^T$  through the direct estimation of the corresponding  $N$  Hadamard coefficients. The estimation of each coefficient requires  $\mu$  independent measurements. In this section, we will show, on a concrete example, the effect of signal compression, i.e. the effect of measuring only the first  $L_{\mathcal{H}} < N$  Hadamard coefficients of a signal of size  $N$ , the last  $N - L_{\mathcal{H}}$  Hadamard coefficients being taken as zero. This reduces the total number of independent measurements to be performed from  $\mu N$  to  $\mu L_{\mathcal{H}}$ . Let us consider the signal  $2D$  (the Barbara image) of size  $N = 512 \times 512$  shown in Fig. 2 on the left. In the right part of the figure, the signal is reconstructed with different states of the

<sup>1</sup>The index  $\mu$  is made explicit here to remind that  $(\Delta \tilde{\theta}_j)_\mu^2$  is the variance of the parameter  $\tilde{\theta}_j$  deduced from  $\mu$  measurements.

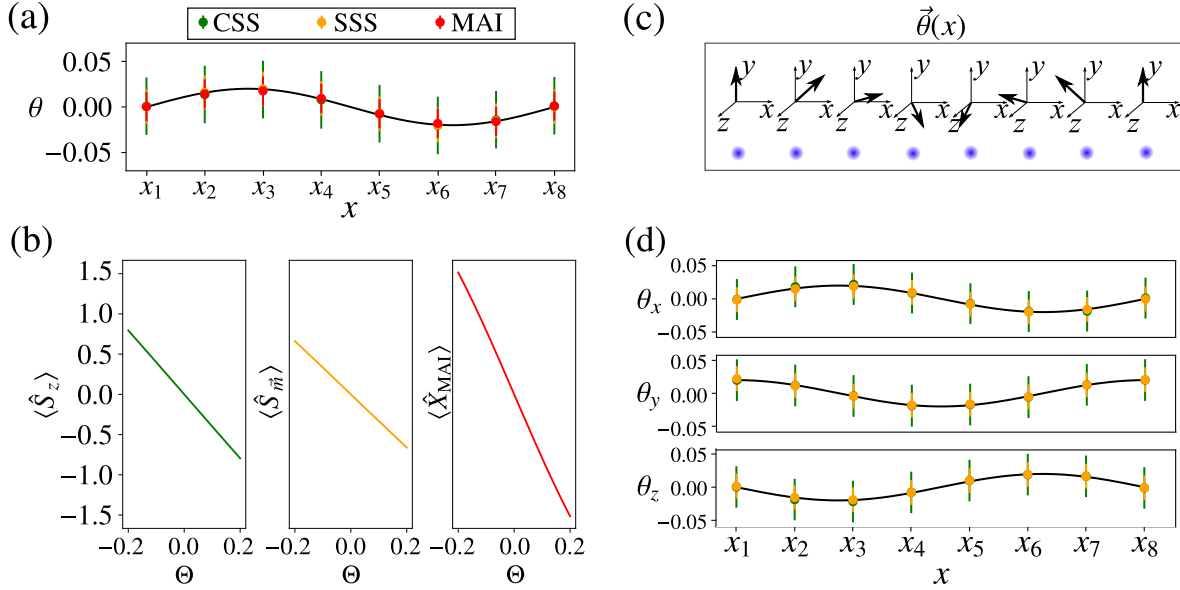


Figure 1: Numerical simulation of the estimation of a 1-dimensional field with  $N = 8$  atoms: **(a)** scalar field. The field (19) with  $\theta_0 = 0.02$  is represented by the solid line, and its reconstruction with  $\mu = 10^3$  measurements, for each of the eight Hadamard coefficients, are represented by the symbols. The estimation is done with the spin coherent state CSS (green), the spin squeezed state SSS (orange) and the state generated at the time  $t_{\text{MAI,best}}$  of the OAT dynamics where the measurement is performed with the MAI technique (red). The corresponding standard deviations (vertical lines) are obtained here by repeating 500 times the estimation procedure for each  $\tilde{\theta}_j$  and they are in good agreement with the theoretical value (18). **(b)** calibration curves used with the state CSS (left), the state SSS (middle), and the state generated at  $t_{\text{MAI,best}}$  (right). **(c)** and **(d)** vector field. The components (23) with  $\theta_0 = 0.02$  are represented by the solid lines, and their reconstruction with the state CSS (green) and the state SSS (orange) for  $\mu = 10^3$  are represented by the symbols. The vertical lines represent the corresponding standard deviations thus obtained by repeating 500 times the procedure of the estimation of each  $\tilde{\theta}_j$ .

system of  $N$  atoms and for different values of  $L_{\mathcal{H}}$ . To mimic the experimental results, we generate each of the non-zero coefficients for  $j = 1, \dots, L_{\mathcal{H}}$  by sampling the probability distribution

$$P(x) = \mathcal{N} e^{-\frac{(x-\tilde{\theta}_j)^2}{2(\Delta\tilde{\theta}_j)^2}}, \quad (24)$$

where  $\mathcal{N}$  is a normalization constant,  $\tilde{\theta}_j$  is the  $j$ th Hadamard coefficient of the original image and  $\Delta\tilde{\theta}_j$  is the corresponding uncertainty (18) for its estimation with a given quantum state of the  $N$  spins. The first row corresponds to the CSS state (2) for which  $\xi = 1$ . In the second row, the state SSS is used where we have calculated the exact value of  $\xi$ , for the considered atom number, optimized in time. For the last row we have calculated the quantum gain in (18) corresponding to the  $(\text{SSS})_{\text{deph}}$  state generated by the OAT evolution (1) in the presence of dephasing processes [23]

$$\frac{\partial \hat{\rho}}{\partial t} = \frac{1}{i\hbar} [\hat{H}_{\text{OAT}}, \hat{\rho}] + \gamma \left( \hat{S}_z \hat{\rho} \hat{S}_z - \frac{1}{2} \{ \hat{S}_z^2, \hat{\rho} \} \right), \quad (25)$$






Figure 2: Example of image compression with quantum gain: A signal  $2D$  (the Barbara image) of size  $N = 512 \times 512$  (left) is reconstructed (right) with  $\mu = 10$  independent measurements for each of the first  $L_{\mathcal{H}} \leq N$  Hadamard coefficients, the last  $N - L_{\mathcal{H}}$  coefficients being taken zero. The non-zero coefficients are estimated with the coherent spin state CSS (top), the squeezed spin state SSS obtained by OAT dynamics (1) in the absence of decoherence (middle) and in the presence of dephasing decoherence (25) with  $\gamma = 5\chi$  (bottom), for  $L_{\mathcal{H}} = N = 512 \times 512, L_{\mathcal{H}} = 128 \times 128, 64 \times 64, 32 \times 32, 16 \times 16$  from left to right respectively.

for  $\gamma/\chi = 5$ . Comparing the images obtained by the SSS state with those obtained with the uncorrelated CSS state, we notice that the gain due to quantum correlations is significant even with  $L_{\mathcal{H}} = 32 \times 32$  (i.e.  $L_{\mathcal{H}} \approx 3.9 \times 10^{-3}N$ ), and in the presence of decoherence. In Fig. 3, we show the results of the estimation and compression of a small signal, image of size  $32 \times 32$ . Also in this case, the results show a significant gain due to quantum correlations.

## 5 Conclusions

We have proposed a multiparameter estimation method that uses two-level atoms trapped in an optical lattice, which share internal state quantum correlations generated by a one-axis twisting collective interaction Hamiltonian. Such a system can be obtained, for example, by adiabatically raising an optical lattice in an interacting two-component condensate (spin-squeezed Mott state) [4, 5] or with fermionic atoms in a Mott-configuration in a lattice in the presence of an external laser which imprints a position-dependent phase to the atoms [6–8]. The atoms are used to measure the set of values that takes a field at the location of the different sites. The central idea of our method is that, in order to take advantage of the correlations between atoms, we measure collective quantities, the Hadamard coefficients of the signal, from which we deduce the local parameters by inverse Hadamard transformation. Although we considered the case of one atom per site, our results can be easily generalized to the case of  $N$  non-interacting atoms distributed on  $M$




Figure 3: Example of image compression (small image) with quantum gain: A signal  $2D$  (part of the Barbara image) of size  $N = 32 \times 32$  (left) is reconstructed (right) with  $\mu = 10$  independent measurements for each of the first  $L_{\mathcal{H}} \leq N$  Hadamard coefficients, the last  $N - L_{\mathcal{H}}$  coefficients being taken zero. The non-zero coefficients are estimated with the state CSS (top), the state SSS in the absence of decoherence (middle) and in the presence of decoherence (25) with  $\gamma = \chi$  (bottom), for  $L_{\mathcal{H}} = N = 32 \times 32$ ,  $L_{\mathcal{H}} = 16 \times 16$ ,  $8 \times 8$  from left to right respectively.

sites with  $N/M$  atoms per site. Configurations of this type can be realized by splitting a previously spin-squeezed Bose-Einstein condensate [9] or with cold atoms in a cavity, where cavity-mediated interactions [10] or non-local quantum non demolition measurements [11] are used to entangle the atoms in the different modes.

## Acknowledgements

We acknowledge Alan Serafin and Yvan Castin for their interface Latex-DeepL translation program for multilingual version of this paper.

**Funding information** Y.B and A.S acknowledge funding from the project macQsimal of the EU quantum flagship.

## A Change of sign of a local parameter by spin flip

In this appendix, we show that a local rotation of angle  $\pi$  around the axis  $x$  of a spin followed by the encoding of a parameter  $\theta$  by the generator  $\hat{s}_{\vec{n}}$  where  $\vec{n}$  is in the  $yz$ -plane and another rotation of angle  $-\pi$  around  $x$ , is equivalent to reverse the sign of the encoded parameter  $\theta$ . We have

$$e^{i\pi\hat{s}_x} e^{-i\theta\hat{s}_{\vec{n}}} e^{-i\pi\hat{s}_x} = \left( \sum_j \frac{(i\pi)^j}{j!} \hat{s}_x^j \right) \left( \sum_k \frac{(-i\theta)^k}{k!} \hat{s}_{\vec{n}}^k \right) \left( \sum_l \frac{(-i\pi)^l}{l!} \hat{s}_x^l \right) \quad (26)$$

and

$$\begin{aligned} \sum_k \frac{(-i\theta)^k}{k!} \hat{s}_{\vec{n}}^k &= \sum_p \frac{(-i\theta)^{2p}}{(2p)!} \hat{s}_{\vec{n}}^{2p} + \sum_p \frac{(-i\theta)^{2p+1}}{(2p+1)!} \hat{s}_{\vec{n}}^{2p+1} \\ &= \sum_p (-1)^p \frac{(\theta/2)^{2p}}{(2p)!} (2\hat{s}_{\vec{n}})^{2p} \\ &\quad - 2i\hat{s}_{\vec{n}} \sum_p (-1)^p \frac{(\theta/2)^{2p+1}}{(2p+1)!} (2\hat{s}_{\vec{n}})^{2p} \\ &= \cos\left(\frac{\theta}{2}\right) \mathbb{1} - 2i \sin\left(\frac{\theta}{2}\right) \hat{s}_{\vec{n}}, \end{aligned} \quad (27)$$

where we used  $(2\hat{s}_{\vec{n}})^2 = \hat{\sigma}_{\vec{n}}^2 = \mathbb{1}$ . Replacing (27) in (26) and simplifying we find

$$\begin{aligned} e^{i\pi\hat{s}_x} e^{-i\theta\hat{s}_{\vec{n}}} e^{-i\pi\hat{s}_x} &= \left( \cos\left(\frac{\theta}{2}\right) \mathbb{1} - 8i \sin\left(\frac{\theta}{2}\right) \hat{s}_x \hat{s}_{\vec{n}} \hat{s}_x \right) \\ &= \left( \cos\left(\frac{\theta}{2}\right) \mathbb{1} + 2i \sin\left(\frac{\theta}{2}\right) \hat{s}_{\vec{n}} \right) \\ &= e^{i\theta\hat{s}_{\vec{n}}}, \end{aligned} \quad (28)$$

where we used  $8\hat{s}_x \hat{s}_{\vec{n}} \hat{s}_x = \hat{\sigma}_x \hat{\sigma}_{\vec{n}} \hat{\sigma}_x = -\hat{\sigma}_{\vec{n}} = -2\hat{s}_{\vec{n}}$ , which can be demonstrated as follows:

$$\hat{\sigma}_x \hat{\sigma}_{\vec{n}} \hat{\sigma}_x = \hat{\sigma}_{\vec{n}} + \hat{\sigma}_x [\hat{\sigma}_{\vec{n}}, \hat{\sigma}_x] = \hat{\sigma}_{\vec{n}} + [\hat{\sigma}_x, \hat{\sigma}_{\vec{n}}] \hat{\sigma}_x, \quad (29)$$

so we deduce

$$\begin{aligned} \hat{\sigma}_x \hat{\sigma}_{\vec{n}} \hat{\sigma}_x &= \hat{\sigma}_{\vec{n}} + \frac{1}{2} [\hat{\sigma}_x, [\hat{\sigma}_{\vec{n}}, \hat{\sigma}_x]] \\ &= \hat{\sigma}_{\vec{n}} + \frac{1}{2} [\hat{\sigma}_x, [(n_y \hat{\sigma}_y + n_z \hat{\sigma}_z), \hat{\sigma}_x]] \\ &= \hat{\sigma}_{\vec{n}} + \frac{1}{2} [\hat{\sigma}_x, n_y [\hat{\sigma}_y, \hat{\sigma}_x] + n_z [\hat{\sigma}_z, \hat{\sigma}_x]] \\ &= \hat{\sigma}_{\vec{n}} - i(n_y [\hat{\sigma}_x, \hat{\sigma}_z] - n_z [\hat{\sigma}_x, \hat{\sigma}_y]) \\ &= \hat{\sigma}_{\vec{n}} - 2(n_y \hat{\sigma}_y + n_z \hat{\sigma}_z) \\ &= -\hat{\sigma}_{\vec{n}}. \end{aligned} \quad (30)$$

Equation (28) shows that we can change the sign of a encoded parameter  $\theta$  by a rotation of angle  $\pi$  around the  $x$  axis before encoding  $\theta$  and another rotation of angle  $-\pi$  around the same  $x$  axis after encoding the parameter.

## B Reformulation of our protocol within the method of moments for multiparameter estimation

The problem studied in our work can also be formulated within the framework of multiparameter estimation theory. Here  $N$  parameters  $\vec{\theta}' = (\epsilon_1 \theta_1, \dots, \epsilon_N \theta_N)^T$ , with  $\epsilon_j = \pm 1$ , are encoded by the generators  $\hat{H}_{\vec{n}} = (\hat{s}_{1,\vec{n}}, \dots, \hat{s}_{N,\vec{n}})^T$  on the state  $|\psi_t\rangle$  prepared by OAT dynamics for a time  $t$  from CSS state (2) through the unitary evolution (3)

$$\hat{U}(\vec{\theta}) = e^{-i\hat{H}_{\vec{n}} \cdot \vec{\theta}'}. \quad (31)$$

A change of basis of parameters  $\vec{\vartheta} = P\vec{\theta}'$ , with  $PP^T = P^T P = \mathbb{1}$ , allows to rewrite this last equation as

$$\hat{U}(\vec{\vartheta}) = e^{-i\hat{G}_{\vec{n}} \cdot \vec{\vartheta}} \quad \text{with} \quad \hat{G}_{\vec{n}} = P\hat{H}_{\vec{n}}, \quad (32)$$

that represents the encoding of  $N$  parameters  $\vec{\vartheta}$  generated by observables  $\hat{G}_{\vec{n}}$ . For estimating  $\vec{\vartheta}$ , one can use multiparameter method of moments [14] where  $\vec{\vartheta}$  are estimated from the statistical means  $\vec{X}^{(\mu)} = (\bar{X}_1^{(\mu)}, \dots, \bar{X}_N^{(\mu)})^T$ , results of  $\mu$  independent measurements of  $N$  observables  $\hat{X} = (\hat{X}_1, \dots, \hat{X}_N)^T$  as the values for which

$$\langle \hat{U}^\dagger(\vec{\vartheta}) \hat{X}_k \hat{U}(\vec{\vartheta}) \rangle = \bar{X}_k^{(\mu)}, \quad k = 1, \dots, N. \quad (33)$$

For  $\mu \gg 1$ , this method allows us to estimate the  $\vec{\vartheta}$  with an estimator covariance matrix

$$\begin{aligned} \Sigma &= (\mu M[|\psi_t\rangle, \hat{G}_{\vec{n}}, \hat{X}])^{-1} \\ &= (\mu C[|\psi_t\rangle, \hat{G}_{\vec{n}}, \hat{X}]^T \Gamma[|\psi_t\rangle, \hat{X}]^{-1} C[|\psi_t\rangle, \hat{G}_{\vec{n}}, \hat{X}])^{-1}, \end{aligned} \quad (34)$$

where we have introduced the commutator matrix  $C[|\psi_t\rangle, \hat{G}_{\vec{n}}, \hat{X}]_{kl} = -i\langle [\hat{X}_k, \hat{G}_{l,\vec{n}}] \rangle$  and the covariance matrix  $\Gamma[|\psi_t\rangle, \hat{X}] = \text{Cov}(\hat{X}_k, \hat{X}_l)$ . By choosing the observables  $\hat{X} = \hat{X}_{\vec{m}} = \sqrt{N}P\hat{H}_{\vec{m}}$ , with  $\vec{m}$  such that  $\{\vec{m}, \vec{n}, \vec{e}_x\}$  form an orthonormal basis, the commutator matrix is given by

$$C[|\psi_t\rangle, \hat{G}_{\vec{n}}, \hat{X}_{\vec{m}}] = \sqrt{N}PC[|\psi_t\rangle, \hat{H}_{\vec{n}}, \hat{H}_{\vec{m}}]P^T = \sqrt{N}\langle \hat{s}_{1,x} \rangle \mathbb{1}, \quad (35)$$

where we used

$$C[|\psi_t\rangle, \hat{H}_{\vec{n}}, \hat{H}_{\vec{m}}]_{kl} = -i\langle [\hat{s}_{k,\vec{m}}, \hat{s}_{l,\vec{n}}] \rangle = \langle \hat{s}_{1,x} \rangle \delta_{kl} \quad (36)$$

and the orthogonality of  $P$ . Since the commutator matrix is diagonal, the system of equations (33) is decoupled, and the parameter  $\vartheta_k$  can be estimated from the results of  $\mu$  independent measurements of the observable  $\hat{X}_k$  with, for  $\mu \gg 1$ , the uncertainty

$$(\Delta \vartheta_k)^2 = \Sigma_{kk} = \frac{1}{\mu} \frac{(\Delta \hat{X}_k)^2}{N |\langle \hat{s}_{1,x} \rangle|^2}. \quad (37)$$

For a given  $k$  (e.g.  $k = 1$ ), we choose  $P$  so that  $\hat{X}_k = \sqrt{N} \sum_l P_{kl} \hat{s}_{l,\vec{m}} = \sum_l \hat{s}_{l,\vec{m}} = \hat{S}_{\vec{m}}$ , that is to say  $P_{kl} = 1/\sqrt{N}$  for all  $l$ . With this choice of  $P$  and according to equation (37), the combination of parameters  $\vartheta_k = \sum_l \epsilon_l \theta_l / \sqrt{N}$  is estimated with the uncertainty

$$(\Delta \vartheta_k)^2 = \frac{1}{\mu} \frac{(\Delta \hat{S}_{\vec{m}})^2}{N |\langle \hat{s}_{1,x} \rangle|^2} = \frac{\xi_L^2}{\mu}. \quad (38)$$

This last equation is equivalent to equation (18) in the case of the measurement of a linear collective spin observable and  $\vartheta_k$  is a Hadamard coefficient. Let us now consider the case of a measurement with the MAI technique, where the OAT evolution  $\hat{U}_\tau = e^{-i\chi\tau\hat{S}_z^2}$  with  $\tau = -t$  is applied to the system before the measurement of the  $N$  observables  $\hat{X}_{\vec{m}}$ , which is equivalent to measuring the observables

$$\hat{X}_{\text{MAI}} = e^{-i\chi t\hat{S}_z^2} \hat{X}_{\vec{m}} e^{i\chi t\hat{S}_z^2} = \sqrt{N} P (e^{-i\chi t\hat{S}_z^2} \hat{s}_{1,\vec{m}} e^{i\chi t\hat{S}_z^2}, \dots, e^{-i\chi t\hat{S}_z^2} \hat{s}_{N,\vec{m}} e^{i\chi t\hat{S}_z^2})^T. \quad (39)$$

The commutator matrix in this case is written as

$$C[|\psi_t\rangle, \hat{G}_{\vec{n}}, \hat{X}_{\text{MAI}}] = \sqrt{N} P C[|\psi_t\rangle, \hat{H}_{\vec{n}}, e^{-i\chi t\hat{S}_z^2} \hat{H}_{\vec{m}} e^{i\chi t\hat{S}_z^2}] P^T \quad (40)$$

with

$$\begin{aligned} C[|\psi_t\rangle, \hat{H}_{\vec{n}}, e^{-i\chi t\hat{S}_z^2} \hat{H}_{\vec{m}} e^{i\chi t\hat{S}_z^2}]_{kl} &= -i \langle [e^{-i\chi t\hat{S}_z^2} \hat{s}_{k,\vec{m}} e^{i\chi t\hat{S}_z^2}, \hat{s}_{l,\vec{n}}] \rangle \\ &= -i \langle [e^{-i\chi t\hat{S}_z^2} \hat{s}_{1,\vec{m}} e^{i\chi t\hat{S}_z^2}, \hat{s}_{1,\vec{n}}] \rangle \delta_{kl} \\ &\quad - i \langle [e^{-i\chi t\hat{S}_z^2} \hat{s}_{1,\vec{m}} e^{i\chi t\hat{S}_z^2}, \hat{s}_{2,\vec{n}}] \rangle (1 - \delta_{kl}). \end{aligned} \quad (41)$$

By looking for the matrix  $P$  that diagonalizes  $C[|\psi_t\rangle, \hat{G}_{\vec{n}}, \hat{X}_{\text{MAI}}]$ , we realize that for the  $k$  corresponding to the maximum eigenvalue

$$C[|\psi_t\rangle, \hat{G}_{\vec{n}}, \hat{X}_{\text{MAI}}]_{kk}^{\text{max}} = -i \frac{\langle [e^{-i\chi t\hat{S}_z^2} \hat{S}_{\vec{m}} e^{i\chi t\hat{S}_z^2}, \hat{S}_{\vec{n}}] \rangle}{\sqrt{N}} \quad (42)$$

one has  $P_{kl} = 1/\sqrt{N}$  for all  $l$ . The measurement of  $(\hat{X}_{\text{MAI}})_k = \sqrt{N} \sum_l P_{kl} e^{-i\chi t\hat{S}_z^2} \hat{s}_{l,\vec{m}} e^{i\chi t\hat{S}_z^2} = e^{-i\chi t\hat{S}_z^2} \hat{S}_{\vec{m}} e^{i\chi t\hat{S}_z^2}$  thus allows to estimate the combination of the parameters  $\vartheta_k = \sum_l P_{kl} \epsilon_l \theta_l = \sum_l \epsilon_l \theta_l / \sqrt{N}$  with the uncertainty

$$(\Delta\vartheta_k)^2 = \frac{1}{\mu} \frac{(\Delta\hat{X}_{\text{MAI}})^2}{|\langle [e^{-i\chi t\hat{S}_z^2} \hat{S}_{\vec{m}} e^{i\chi t\hat{S}_z^2}, \hat{S}_{\vec{n}}] \rangle|^2} = \frac{1}{\mu} \frac{N/4}{|\langle [e^{-i\chi t\hat{S}_z^2} \hat{S}_{\vec{m}} e^{i\chi t\hat{S}_z^2}, \hat{S}_{\vec{n}}] \rangle|^2} = \frac{\xi_{\text{MAI}}^2}{\mu}, \quad (43)$$

which is exactly the uncertainty (18) in the case of a MAI measurement.

## C Sequential measurement of the three components of a vector field

Here, we show how to estimate the three components  $\vec{\theta}_x$ ,  $\vec{\theta}_y$  and  $\vec{\theta}_z$  of a vector field. The encoding of these components, on the state  $|\psi_t\rangle$  after evolution with OAT, is done through the unitary evolution

$$\hat{U} = e^{-i(\vec{\theta}_x \cdot \hat{H}_x + \vec{\theta}_y \cdot \hat{H}_y + \vec{\theta}_z \cdot \hat{H}_z)}. \quad (44)$$

In the vicinity of  $\vec{\theta}_x = \vec{0}$ ,  $\vec{\theta}_y = \vec{0}$  and  $\vec{\theta}_z = \vec{0}$ , the average of a linear collective spin observable  $\hat{S}_{\vec{r}}$ , with  $\vec{r} = \vec{e}_y$  or  $\vec{r} = \vec{e}_z$ , in the state  $\hat{U}|\psi_t\rangle$  is written as

$$\begin{aligned}
\langle \hat{U}^\dagger \hat{S}_{\vec{r}} \hat{U} \rangle &\approx -i \langle [\hat{S}_{\vec{r}}, \vec{\theta}_x \cdot \hat{H}_x + \vec{\theta}_y \cdot \hat{H}_y + \vec{\theta}_z \cdot \hat{H}_z] \rangle \\
&= -i \left( \sum_{k,j} \theta_{x,k} \langle [\hat{S}_{\vec{r},j}, \hat{s}_{x,k}] \rangle + \sum_{k,j} \theta_{y,k} \langle [\hat{S}_{\vec{r},j}, \hat{s}_{y,k}] \rangle + \sum_{k,j} \theta_{z,k} \langle [\hat{S}_{\vec{r},j}, \hat{s}_{z,k}] \rangle \right) \\
&= -i \left( \sum_{k,j} \theta_{y,k} \langle [\hat{S}_{\vec{r},j}, \hat{s}_{y,k}] \rangle + \sum_{k,j} \theta_{z,k} \langle [\hat{S}_{\vec{r},j}, \hat{s}_{z,k}] \rangle \right) \\
&= \begin{cases} \langle \hat{S}_x \rangle \left( \sum_k \theta_{y,k} / N \right) & \text{if } \vec{r} = \vec{e}_z \\ \langle \hat{S}_x \rangle \left( \sum_k \theta_{z,k} / N \right) & \text{if } \vec{r} = \vec{e}_y \end{cases}. \tag{45}
\end{aligned}$$

As the average of the collective spin observable  $\hat{S}_{\vec{r}}$  depends only on one component of the vector field,  $\vec{\theta}_y$  or  $\vec{\theta}_z$  according to the choice of  $\vec{r}$ , both components can be estimated separately. By rotating the state  $|\psi_t\rangle$  in order to polarize all spins along the  $y$  direction using the rotation  $|\psi'_t\rangle = e^{-i(\pi/2)\hat{S}_z}|\psi_t\rangle$ , the average of  $\hat{S}_z$  under the evolution (44), in the vicinity of  $\vec{\theta}_x = \vec{0}$ ,  $\vec{\theta}_y = \vec{0}$  and  $\vec{\theta}_z = \vec{0}$ , is given by

$$\begin{aligned}
\langle \psi'_t | \hat{U}^\dagger \hat{S}_z \hat{U} | \psi'_t \rangle &\approx -i \sum_{k,j} \theta_{x,k} \langle \psi'_t | [\hat{S}_{z,j}, \hat{s}_{x,k}] | \psi'_t \rangle \\
&= \langle \psi'_t | \hat{S}_y | \psi'_t \rangle \left( \sum_k \theta_{x,k} / N \right) \\
&= \langle \hat{S}_x \rangle \left( \sum_k \theta_{x,k} / N \right). \tag{46}
\end{aligned}$$

The measurement of  $\hat{S}_z$  in this case allows us to estimate the  $\vec{\theta}_x$  component of the field. Thus, we measure a vector field.

## References

- [1] T. Akatsuka, M. Takamoto, H. Katori, *Three-dimensional optical lattice clock with bosonic  $^{88}\text{Sr}$  atoms*, Phys. Rev. A **81**, 023402 (2010), doi:[10.1103/PhysRevA.81.023402](https://doi.org/10.1103/PhysRevA.81.023402)
- [2] S. L. Campbell, R. B. Hutson, G. E. Marti, A. Goban, N. Darkwah Oppong, R. L. McNally, L. Sonderhouse, J. M. Robinson, W. Zhang, B. J. Bloom, J. Ye, *A Fermi-degenerate three-dimensional optical lattice clock*, Science, 358 (2017) 90, doi:[10.1126/science.aam5538](https://doi.org/10.1126/science.aam5538).
- [3] M. Greiner, O. Mandel, T. Esslinger et al., *Quantum phase transition from a superfluid to a Mott insulator in a gas of ultracold atoms*, Nature **415**, 39–44 (2002), doi:[10.1038/415039a](https://doi.org/10.1038/415039a).
- [4] Dariusz Kajtoch, Emilia Witkowska, Alice Sinatra, *Spin-squeezed atomic crystal*, Europhys. Lett. **123**, 20012 (2018), doi:[10.1209/0295-5075/123/20012](https://doi.org/10.1209/0295-5075/123/20012).
- [5] M. Płodzien, M. Koscielski, E. Witkowska, A. Sinatra, *Producing and storing spin-squeezed states and Greenberger-Horne-Zeilinger states in a one-dimensional optical lattice*, Phys. Rev. A **102**, 013328 (2020), doi:[10.1103/PhysRevA.102.013328](https://doi.org/10.1103/PhysRevA.102.013328).

- [6] P. He, M. A. Perlin, S. R. Muleady, R. J. Lewis-Swan, R. B. Hutson, J. Ye, and A. M. Rey, *Engineering spin squeezing in a 3D optical lattice with interacting spin-orbit-coupled fermions*, Phys. Rev. Res. **1**, 033075 (2019), doi:[10.1103/PhysRevResearch.1.033075](https://doi.org/10.1103/PhysRevResearch.1.033075).
- [7] M. Mamaev, I. Kimchi, R. M. Nandkishore, A. M. Rey, *Tunable-spin-model generation with spin-orbit-coupled fermions in optical lattices*, Phys. Rev. Research **3**, 013178 (2021), doi:[10.1103/PhysRevResearch.3.013178](https://doi.org/10.1103/PhysRevResearch.3.013178).
- [8] T. Hernández Yanes, M. Płodzień, M. Mackoīt Sinkevičienė, G. Žlabys, G. Juzeliūnas, E. Witkowska, *One-and two-axis squeezing via laser coupling in an atomic Fermi-Hubbard model*, arXiv:2204.06065, doi:[10.48550/arXiv.2204.06065](https://doi.org/10.48550/arXiv.2204.06065)
- [9] M. Fadel, T. Zibold, B. Décamps, P. Treutlein, *Spatial entanglement patterns and Einstein-Podolsky-Rosen steering in Bose-Einstein condensates*, Science **360**, 6387 (2018), doi:[10.1126/science.aao1850](https://doi.org/10.1126/science.aao1850).
- [10] A. Periwal, E. S. Cooper, P. Kunkel, J. F. Wienand, E. J. Davis, M. Schleier-Smith, *Programmable interactions and emergent geometry in an array of atom clouds*, Nature **600**, 630–635 (2021), doi:[10.1038/s41586-021-04156-0](https://doi.org/10.1038/s41586-021-04156-0)
- [11] B. K. Malia, Y. Wu, J. Martínez-Rincón, M. A. Kasevich, *Distributed quantum sensing with a mode-entangled network of spin-squeezed atomic states*, arXiv.2205.06382, doi:[10.48550/arXiv.2205.06382](https://doi.org/10.48550/arXiv.2205.06382).
- [12] M. Gessner, L. Pezzè, and A. Smerzi, *Sensitivity Bounds for Multiparameter Quantum Metrology*, Phys. Rev. Lett. **121**, 130503 (2018), doi:[10.1103/PhysRevLett.121.130503](https://doi.org/10.1103/PhysRevLett.121.130503).
- [13] F. Albarelli, M. Barbieri, M. G. Genoni, I. Gianani, *A perspective on multiparameter quantum metrology: From theoretical tools to applications in quantum imaging*, Phys. Lett. A **384**, 126311 (2020), doi:[10.1016/j.physleta.2020.126311](https://doi.org/10.1016/j.physleta.2020.126311).
- [14] M. Gessner, A. Smerzi, L. Pezzè, *Multiparameter squeezing for optimal quantum enhancements in sensor networks*, Nat Commun **11**, 3817 (2020), doi:[10.1038/s41467-020-17471-3](https://doi.org/10.1038/s41467-020-17471-3).
- [15] A. Z. Goldberg, L. L. Sánchez-Soto, and H. Ferretti, *Intrinsic Sensitivity Limits for Multiparameter Quantum Metrology*, Phys. Rev. Lett. **127**, 110501 (2021), doi:[10.1103/PhysRevLett.127.110501](https://doi.org/10.1103/PhysRevLett.127.110501).
- [16] M. Fadel, B. Yadin, Y. Mao, T. Byrnes, M. Gessner, *Multiparameter quantum metrology and mode entanglement with spatially split nonclassical spin states*, arXiv.2201.11081, doi:[10.48550/arXiv.2201.11081](https://doi.org/10.48550/arXiv.2201.11081).
- [17] C. Weitenberg, M. Endres, J. Sherson, M. Cheneau, P. Schauß, T. Fukuhara, I. Bloch, S. Kuhr, *Single-spin addressing in an atomic Mott insulator*, Nature **471**, 319–324 (2011), doi:[10.1038/nature09827](https://doi.org/10.1038/nature09827).
- [18] C. F. Ockeloen, R. Schmied, M. F. Riedel, P. Treutlein, *Quantum Metrology with a Scanning Probe Atom Interferometer*, Phys. Rev. Lett. **111**, 143001 (2013), doi:[10.1103/PhysRevLett.111.143001](https://doi.org/10.1103/PhysRevLett.111.143001)
- [19] M. Kitagawa and M. Ueda, *Squeezed spin states*, Phys. Rev. A. **47**, 5138 (1993), doi:[10.1103/PhysRevA.47.5138](https://doi.org/10.1103/PhysRevA.47.5138).

- [20] L. Pezzè, A. Smerzi, M. K. Oberthaler, R. Schmied, and P. Treutlein, *Quantum metrology with nonclassical states of atomic ensembles*, Rev. Mod. Phys. **90**, 035005 (2018), doi:[10.1103/RevModPhys.90.035005](https://doi.org/10.1103/RevModPhys.90.035005).
- [21] A. Sinatra, J.-C. Dornstetter, Y. Castin, *Spin squeezing in Bose–Einstein condensates: Limits imposed by decoherence and non-zero temperature*, Front. Phys. **7**, p. 86-97 (2012), doi:[10.1007/s11467-011-0219-7](https://doi.org/10.1007/s11467-011-0219-7).
- [22] Y. Baamara, A. Sinatra, M. Gessner, *Scaling laws for the sensitivity enhancement of non-Gaussian spin states*, Phys. Rev. Lett **127**, 160501 (2021), doi:[10.1103/PhysRevLett.127.160501](https://doi.org/10.1103/PhysRevLett.127.160501).
- [23] Y. Baamara, A. Sinatra, M. Gessner, *Squeezing of nonlinear spin observables by one axis twisting in the presence of decoherence: An analytical study*, Comptes Rendus. Physique, **23**, 1-26 (2022), doi:[10.5802/crphys.103](https://doi.org/10.5802/crphys.103).
- [24] E. Davis, G. Bentsen and M. Schleier-Smith, *Approaching the Heisenberg Limit without Single-Particle Detection*, Phys. Rev. Lett. **116**, 053601 (2016), doi:[10.1103/PhysRevLett.116.053601](https://doi.org/10.1103/PhysRevLett.116.053601).
- [25] S. Ragy, M. Jarzyna, and R. Demkowicz-Dobrzański, *Compatibility in multiparameter quantum metrology*, Phys. Rev. A **94**, 052108 (2016), doi:[10.1103/PhysRevA.94.052108](https://doi.org/10.1103/PhysRevA.94.052108).