

Whip dynamics in a freely falling chain

Tianyi Guo¹, Xiaoyu Zheng², Peter Palffy-Muhoray^{1,2}

¹*Advanced Materials and Liquid Crystal Institute, Kent State University, OH, USA*

²*Department of Mathematical Sciences, Kent State University, OH, USA*

July 21, 2022

Abstract

In this work, we examine the whip dynamics in a freely falling chain. We consider an inextensible chain with free ends in the presence of gravity hanging from a fixed pulley. If the configuration is unbalanced, the chain begins to accelerate and eventually may lift off the pulley. We show that after the liftoff, the dynamics of the chain resembles that of a whip whose tip speed diverges. The curved region of the chain plays a key role in the dynamics, lifting the chain. The chain is in free fall, yet it exhibits whip dynamics, with one end snapping upward periodically as the chain falls. We have conducted experiments demonstrating this phenomena.

Keywords: Chain dynamics, whip dynamics, free fall, pulley

1 Introduction

Chains and ropes are among our oldest tools, yet, remarkably, they are still capable of exhibiting surprising behavior. One example is the Mould effect, discovered by Stephen Mould [1], where a simple ball chain, pulled by gravity from a cup, forms an astonishing chain fountain, where the chain first rises, then turns and falls, forming essentially an inverted catenary [2]. Ropes can show similar behavior [3]. Considerable effort has gone into unraveling the detailed dynamics in this process [4, 5, 6, 9, 10]. One key ingredient in the unexpected behavior of chains and ropes is the acquisition of linear momentum by rigid objects from their environment via hindered rotation [7, 11].

In this paper, we report observations and analysis of a different kind of unusual behavior: whip dynamics in a freely falling chain. In Section 2, we introduce three facets of simple chain whip dynamics which lays the foundation of the essence of whip dynamics. In Section 3, we study in detail the the dynamics of the free falling chain, both when the chain is on the pulley, and after liftoff and detachment from the pulley. We establish the analogy of the free falling chain with simple whip dynamics. We conclude the paper in Sect. 4.

2 Prelude: three facets of simple chain whip dynamics

A traditional whip is a handle to which a flexible strip of leather, of a length of cord had been attached. Chains instead of leather or cord have been used as whips, frequently as weapons. Unlike leather or cord whips, which are typically tapered, chain whips are distinguished by uniform mass density and low dissipation. Below we discuss three aspects of whip dynamics which are clearly illustrated by simple 1D models. For simplicity, we ignore gravity here, and consider energy and momentum conservation.

2.1 Moving chain with one end arrested

We consider an inextensible uniform chain, such as a bicycle chain, of length L , in a straight configuration, moving at constant velocity \mathbf{v}_0 in a direction tangent to the chain. Suppose that a hand appears at the front of the chain, folds the first link clockwise through the angle π , and holds it at rest. (This is essentially how the cracking of a whip is initiated.) Now the chain is folded, as shown in Fig. 1, with a moving straight

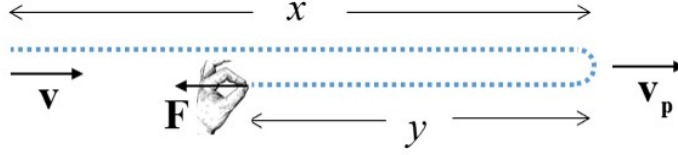


Figure 1: Schematic of moving chain with one end arrested

portion on top, and a stationary straight portion below; the two parts are joined with a (negligibly small) semicircular section, which we call the 'virtual pulley' (VP), which is also moving in the same direction.

As time goes on, the top part of the chain, of length $x(t)$, moving with velocity $\mathbf{v}_x(t)$, becomes shorter, while the standing part of the chain, of length $y(t) = L - x(t)$ at rest, becomes longer; the semicircular section, which we term the 'VP', is moving forward with velocity $\mathbf{v}_p(t)$. It follows that

$$\dot{x} = v_p - v_x, \quad (1)$$

and

$$\dot{y} = v_p. \quad (2)$$

and since the chain is inextensible, $\dot{x} + \dot{y} = 0$, we have

$$-\dot{x} = v_p = \frac{1}{2}v_x. \quad (3)$$

To obtain an explicit expression for the dynamics, conservation of momentum needs to be considered.

There is tension in the chain which is responsible for changing the momentum of the chain passing through the 'VP'. The speed of the chain relative to the pulley is $-\dot{x}$. The change of momentum for mass $\rho\Delta L$ in the VP is $-2(\rho\Delta L)\dot{x}$ which takes place in time interval $\Delta t = \Delta L/\dot{x}$; this is due to the tension T in the chain at the two sides of the pulley [4]. That is,

$$T = \rho\dot{x}^2. \quad (4)$$

The rate of change of momentum in the top part of the chain is¹ $\rho x\dot{v}_x = -2\rho x\ddot{x}$, and the rate of change of momentum is the tension T , therefore

$$\dot{x}^2 + 2x\ddot{x} = 0. \quad (5)$$

With initial conditions $x(0) = L$ and $\dot{x}(0) = v_0$, the solution is explicitly given by

$$x = L\left(1 - \frac{t}{t_0}\right)^{\frac{2}{3}}, \quad (6)$$

where

$$t_0 = \frac{4}{3} \frac{L}{v_0} \quad (7)$$

is the time when the chain becomes straight again. We see that momentum conservation is sufficient to arrive at the equation of motion. This result can also be obtained by conservation of kinetic energy.

The speed v_p of the bend, or the 'VP', is then

$$v_p = -\dot{x} = \frac{1}{2}v_0\left(1 - \frac{t}{t_0}\right)^{-\frac{1}{3}}, \quad (8)$$

and both v_p and the speed v_x of the moving part of the chain diverge as $t \rightarrow t_0$ or as $x \rightarrow 0$. *This is the essence of the whip dynamics; the conserved kinetic energy becomes localized in the ever shortening moving part of the whip.* The graphs x and $v_p/(2L/(3t_0))$ as function of t are shown in Fig. 2. It is interesting note that v_p remains nearly constant until $t \simeq t_0$, and after this, increases rapidly. We see that the velocity of the tip of an ideal whip diverges.

¹The tension at one point in the chain which changes the momentum of the attached part does not involve a change in the length of the attached part.

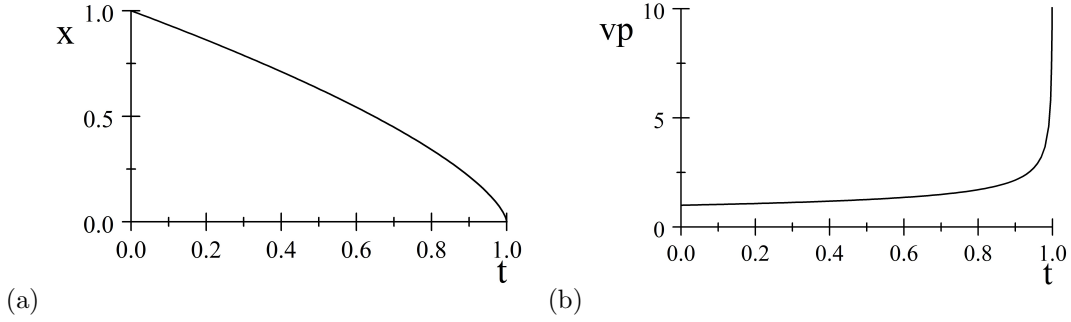


Figure 2: (a) The length of the top portion of the moving chain x vs. t . (b) Speed of virtual pulley v_p vs. t .

We now calculate the magnitude of the applied force needed to hold the bottom chain fixed. Since the net force on the standing part of the chain is zero, so the force and the tension in the chain at the two sides of the ‘VP’ are balanced, which gives

$$F = -T = -\rho\dot{x}^2. \quad (9)$$

Substituting Eq. (8) for \dot{x} , the applied force is

$$F = -\frac{1}{4}\rho v_0^2 \left(1 - \frac{t}{t_0}\right)^{-\frac{2}{3}}. \quad (10)$$

The consequence of energy and momentum conservation² is that the velocity of the tip an ideal lossless whip is infinite. It appears in this case that the effect of the bend in the chain is to constrain the kinetic energy, initially distributed in the entire chain, to the moving part part on one side of the bend. As the bend reaches the end of the chain, the energy and momentum densities diverge.

2.2 Stationary chain with one end pulled

Next, we consider the above scenario viewed from a moving inertial frame of reference, moving with constant speed \mathbf{v}_0 . In this moving frame, the chain is initially at rest; then a moving hand appears, and pulls the stationary chain with velocity $-\mathbf{v}_0$. The situation is illustrated in Fig. 3.

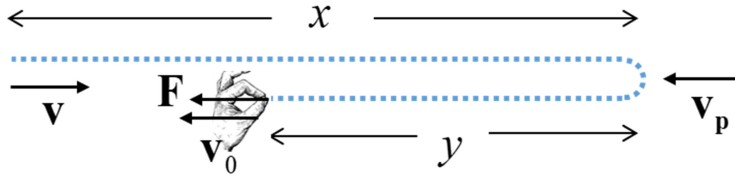


Figure 3: Stationary chain with one end pulled

From this new perspective, the only change is that all the velocities have a constant $-\mathbf{v}_0$ added. In this frame,

$$v_p = v_0 \left(\frac{1}{2} \left(1 - \frac{t}{t_0}\right)^{-\frac{1}{3}} - 1 \right) \quad (11)$$

and the ‘VP’ starts to move with velocity $-\frac{1}{2}v_0$ at $t = 0$, and speeds up reaching v_0 at $t = t_0$. More interestingly, the top part of the chain has velocity v_x given by

$$v_x = v_0 \left(\left(1 - \frac{t}{t_0}\right)^{-\frac{1}{3}} - 1 \right). \quad (12)$$

²We note that the assumption that the chain is lossless has been implicitly included in the assumption that the tension in the chain on both sides of the ‘virtual pulley’ is the same.

As soon as the bottom part of the chain is pulled to the left with constant velocity v_0 , remarkably, the entire top part of the chain moves and accelerates to the right! Although not easy to observe on a tabletop due to friction, the effect can clearly be seen. Applying a force in one direction to one part of the chain, gives rise to an equal and opposite force acting on the other part. Forces are unchanged when viewed from inertial frames, and the force accelerating the top part is just the applied force. The folded chain appears to guide tensile stress; the stress, initiated by the pull, traverses the bend and the sample, and ‘pulls’ it, causing the far end to move in the opposite direction from the external pull.

2.3 Chain dynamics with no external force

In the third scenario, we consider a chain in space, at $t = 0$, folded exactly in half. The folded chain is horizontal, the fold is at the right. The top half is moving to the right, with velocity $v_x(t)$, the bottom half is moving to the left, with velocity $v_y(t)$, as shown in Fig. 4. The center of mass of the chain is at rest, since there are no external forces acting on the chain.

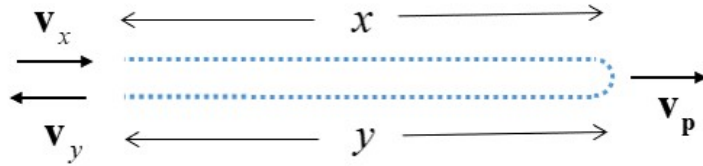


Figure 4: Moving chain without external force

As before, we have that

$$\dot{x} = -v_x + v_p, \quad (13)$$

and

$$\dot{y} = v_y + v_p. \quad (14)$$

Since $\dot{x} + \dot{y} = 0$, we have

$$v_p = \frac{1}{2}(v_x - v_y). \quad (15)$$

Since there are no external forces acting and the initial total momentum is zero, we have

$$\rho x v_x - \rho y v_y = 0. \quad (16)$$

Substituting Eqs. (13) and (14), and $x + y = L$ into Eq. (16), gives

$$v_p = \dot{x} \left(\frac{2}{L} x - 1 \right). \quad (17)$$

The tension in the chain at the two sides of the ‘VP’ is, as before

$$T = \rho \dot{x}^2 \quad (18)$$

and force balance on the top part gives

$$\rho x \dot{v}_x = \rho \dot{x}^2. \quad (19)$$

From (13), we have $\dot{v}_x = \dot{v}_p - \ddot{x}$, and from (17)

$$\dot{v}_p = \ddot{x} \left(\frac{2}{L} x - 1 \right) + \frac{2}{L} \dot{x}^2. \quad (20)$$

Substitute those relations in Eq. (19), we arrive at

$$\ddot{x} x \left(\frac{x}{L} - 1 \right) + \dot{x}^2 \left(\frac{x}{L} - \frac{1}{2} \right) = 0. \quad (21)$$

This is the equation of motion. After some manipulation, this can be solved to give an implicit relation between x and t ,

$$t = \frac{L}{2v_0} \left(\left(1 - 2\frac{x}{L}\right) \sqrt{\frac{x}{L} \left(1 - \frac{x}{L}\right)} + \frac{1}{2} \sin^{-1} \left(1 - 2\frac{x}{L}\right) \right). \quad (22)$$

Furthermore, we obtain

$$\dot{x} = \frac{-v_0}{2\sqrt{\frac{x}{L} \left(1 - \frac{x}{L}\right)}}. \quad (23)$$

It follows that \dot{x} diverges as $x \rightarrow 0$, so do v_p and v_x . A plot of x and v_p as function of time are shown in Fig. 5.

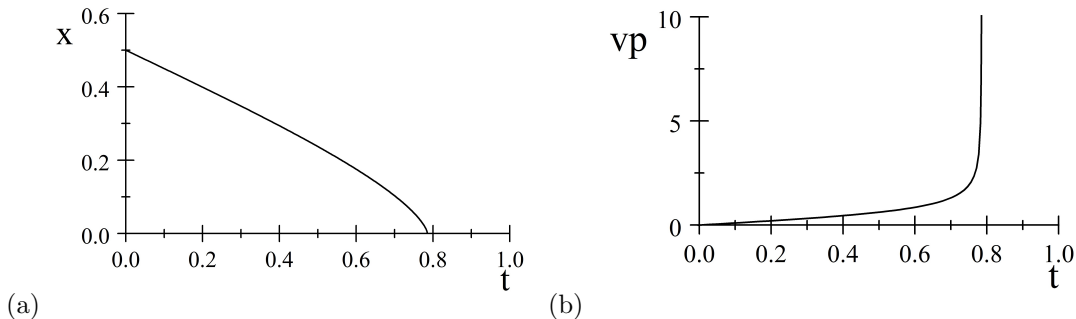


Figure 5: (a) The length of the top portion of the moving chain x vs. t . (b) velocity of the virtual pulley vs. t .

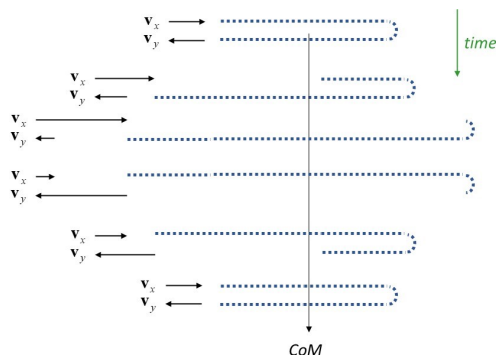


Figure 6: A schematic showing the periodic dynamics of a moving chain dynamics. The center of mass is translating in the direction of arrow, and the system has a nonvanishing constant angular momentum.

Since the initial momentum is zero, when the chain is straight, chain comes to rest, except for the last piece; all the kinetic energy of the entire chain ends up in the tip! The tip will rotate and move rapidly towards the left as shown in Fig. 6. The part of the chain now at the bottom will move towards the left and slow down, eventually reaching the conformation identical to the initial one. In this simple model, the chain will continue this periodic motion.

In this prelude, we have shown that a folded chain with moving segments can concentrate all of its kinetic energy at one point - at one of the tips - with or without an external force. The folded chain also appears to guide tensile stress around the bend, and give rise to motion there opposite to the direction of the force causing the motion. If allowed to continue, the concentrated energy and momentum densities will spread out, and the process will continue, without dissipation, indefinitely.

We believe these aspects constitute the dynamics normally associated with whips. Essentially the same phenomena are exhibited by other flexible strips of material; however, energy losses associated with dissipative processes which are often present can mask the behavior.

3 Freely falling chain

3.1 Chain on a fixed pulley

We next consider the behavior of a chain of length L and mass density ρ on a fixed pulley in the presence of gravity. This is illustrated in Fig. 7. The length of chain on the left is x , and at time $t = 0$, it is moving up with velocity v_0 , while the length of the chain on the right is $y = L - x$, and it is moving down. We assume the radius of the pulley is arbitrarily small. The chain is pulled down by gravity, and the pulley is supported by an upward force $F(t)$. The tension in the chain at the pulley is $T(t)$. The chain is moving with speed $v(t) = -\dot{x}$. The net force on the pulley is

$$F - 2T = -2\rho\dot{x}^2 = -2\rho\dot{y}^2, \quad (24)$$

where the right hand side is the rate of change of momentum of the chain on the pulley.

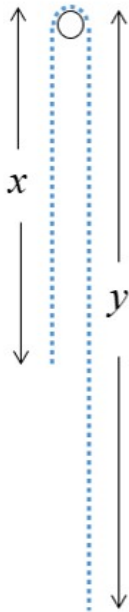


Figure 7: Chain on a fixed pulley

Consider the chain on the left. The equation of motion is

$$T - \rho xg = -\rho x\ddot{x}. \quad (25)$$

Combining Eqs. (24) and (25) to get

$$\rho x\ddot{x} + \rho\dot{x}^2 - \rho xg = -\frac{1}{2}F. \quad (26)$$

On the right side of the chain, we have

$$\rho yg - T = \rho y\ddot{y}, \quad (27)$$

and proceeding similarly, we obtain

$$-\rho(L-x)\ddot{x} + \rho\dot{x}^2 - \rho(L-x)g = -\frac{1}{2}F. \quad (28)$$

It is convenient, for simplicity, to use dimensionless variables. We measure all lengths in units of L , time in units of $\sqrt{L/2g}$ and force in units of $4\rho Lg$. We then have

$$x\ddot{x} + \dot{x}^2 - \frac{1}{2}x = -f, \quad (29)$$

and

$$-(1-x)\ddot{x} + \dot{x}^2 - \frac{1}{2}(1-x) = -f. \quad (30)$$

Subtracting these, we get

$$\ddot{x} - x + \frac{1}{2} = 0. \quad (31)$$

Eq. (31) is the equation of motion when the chain is on the pulley. This can be solved at once; the solution is

$$x = \frac{1}{2} + Ae^t + Be^{-t}, \quad (32)$$

where A and B depend on initial conditions x_0 and v_0 as

$$A = \frac{1}{2}\left(\left(x_0 - \frac{1}{2}\right) - v_0\right), \quad (33)$$

and

$$B = \frac{1}{2}\left(\left(x_0 - \frac{1}{2}\right) + v_0\right). \quad (34)$$

As expected, if $A < 0$, $\dot{x} < 0$, and the speed of the chain speed increases nearly exponentially.

From Eq. (29) the force f on the pulley can be readily calculated,

$$f = \frac{1}{4}(1 - 8A^2e^{2t} - 8B^2e^{-2t}). \quad (35)$$

As the chain speeds up, the force f exerted on the pulley by the chain decreases with time and reaches zero at time t^* given by

$$t^* = \frac{1}{2} \ln \left(\frac{1}{16A^2} \left(\sqrt{1 - 256A^2B^2} + 1 \right) \right). \quad (36)$$

At that time, the chain rises and lifts off the pulley! We again regard the bend in the chain again as a ‘VP’.

A relevant question is the length of the upward moving part of the chain at liftoff. A straightforward calculation gives

$$x = \frac{1}{2} - \frac{1}{2} \sqrt{\frac{1}{2} + 2\left(x_0 - \frac{1}{2}\right)^2 - 2v_0^2}. \quad (37)$$

We note that the quantity under the square root needs to be nonnegative, and that we must have $x < x_0$. These lead to

$$\left(\frac{1}{2} - x_0\right)^2 + v_0^2 < \frac{1}{4}. \quad (38)$$

This must be satisfied for liftoff. In particular, starting from rest, with $x_0 < \frac{1}{2}$ should always work (with a frictionless pulley!); starting at $x_0 = 1/2$ should always work if $v_0 < 1/2$.

3.2 After liftoff: the freely falling chain

After liftoff, the force from pulley vanishes, that is, $f = 0$. Proceeding as before, we now arrive at, for the chain on the left, in dimensionless units,

$$x\ddot{x} + \dot{x}^2 - x\dot{v}_p = 0, \quad (39)$$

and for the chain on the right,

$$-(1-x)\ddot{x} + \dot{x}^2 - (1-x)\dot{v}_p = 0. \quad (40)$$

We can eliminate \dot{v}_p , and in the presence of gravity, we have the equations of motion

$$2\ddot{x}x(1-x) + \dot{x}^2(1-2x) = 0, \quad (41)$$

$$\dot{v}_p = \dot{x}^2 \frac{1}{2x(1-x)} - \frac{1}{2}. \quad (42)$$

Recall that without gravity, we have

$$2\ddot{x}(1-x) + \dot{x}^2(1-2x) = 0, \quad (43)$$

$$\dot{v}_p = \dot{x}^2 \frac{1}{2x(1-x)}. \quad (44)$$

The only difference is the term $-1/2$ in the equation for \dot{v}_p , this is just the dimensionless acceleration of gravity. So we should see essentially the same phenomenon without gravity (say for the chain on a frictionless table) except the falling of the center of mass. Without gravity, we don't have the initial conditions required for takeoff.

We also have the result that the height h of the center of mass and the height h_p of the center of pulley are related;

$$h = -x^2 + x + h_p - \frac{1}{2}. \quad (45)$$

Setting $h = 0$, we have $h_p(t)$ once we have $x(t)$

$$h_p = x^2 - x + \frac{1}{2}. \quad (46)$$

We also have

$$v_p = (2x - 1)\dot{x}. \quad (47)$$

Therefore if $x < 0.5$ and $\dot{x} < 0$, the 'VP' rises.

3.3 Experimental Results

We carried out simple experiments to observe the dynamics of chains, initially on a pulley. Our goal was to compare model predictions from Sects. 3.1 and 3.2 above with experimental observations. Due to the challenging requirements of making reliable measurements on the length and timescales involved, we only carried out simple observations at this preliminary stage of work.

Since the timescale of our experiments is $\sqrt{L/g}$, a length of $10m$ corresponds to $1s$. To observe the development of the dynamics and the transition between the different regimes, we chose to work in an abandoned stairwell of Kent State University Library. The building has 12 floors, as well as a basement. The distance from the 10th floor, which was our station, to the basement floor was $42.7m$. For our experiments, we used $3/16''$ nickel-plated steel ball-chains from McMaster-Carr, with mass density $\rho = 30g/m$ and maximum curvature $1.7cm^{-1}$. Instead of a pulley, we used a polished steel pipe with $2cm$ o.d.

In the experiment described here, we used a $L = 61m$ chain. The chain was draped over the supporting steel pipe, with equal lengths on each side of the bar. With the chain at rest, we pulled the chain on one side of the bar downward, by hand, to make one side longer. At one point in this process, chain started slip on the supporting pipe, with the longer side moving downward, and the shorter side moving upward. We took a video of the chain over the bar; we started the video once the chain was moving with appreciable speed. The speed of the chain increased more and more rapidly in time, making considerable noise as it passed over the pipe. As the chain speeded up, but still in contact with the pipe, the curvature of the 'VP', that is, of the top of the chain, decreased. About $2s$ after the video was started, the chain lifted off the pipe, and the VP rose rapidly and accelerated upward, while its curvature decreased significantly. We estimate that in the first second after liftoff, VP rose $1m$, in the second second it rose $2m$, and continued to rise (off camera) for another 2 seconds. At that time, we heard a sound, which was consistent with the chain hitting the ceiling at the top of the stairwell. We found that the chain had indeed hit the ceiling, leaving marks and embedded pieces of chain in the fiber ceiling tiles. Subsequent experiments produced similar results. We estimate that the VP in the video rose in excess of $7m$ to hit the ceiling. Other experiments using $4''$ PVC pipe for support, and $1/4''$ ball-chains we observed even greater heights. We attach stills from our video in Fig. 8, which shows the chain supported by the pipe, lifting off the pipe, the VP accelerating as it rises to the ceiling of the stairwell. The last frame shows the chain falling back.




Figure 8: Sequence of stills from the video showing the chain dynamics. The times are: $a=0s, b=2s, c=3s, d=4s, e=5s, f=6s, g=7s$ and $h=8s$ from start of the video.

4 Summary

We have considered essential aspects of a lossless whip; these are the concentration of the energy and momentum densities into a single point at the tip, and the subsequent spreading out of these again throughout the chain. In the absence of losses, this process repeats indefinitely. We have also argued that if a straight chain at rest is folded in half, and if then one end is pulled away from the fold, the VP, other end will move towards it.

We have considered a chain with free ends hanging from a pulley which is supported from below. If the system is unbalanced, the chain speed grows nearly exponentially, and for a given range of parameters, at a given time, the chain lifts off the pulley. After this time, the dynamics of the chain is the same as that of a whip; although the center of mass of the chain is in free fall. Due to the whip dynamics, one end of the chain snaps upward, and if the chain is lossless, this snapping of alternating ends is expected to continue indefinitely.

We have carried out experiments where long slender ball-chain is supported by a horizontal metal rod, so that one half of the chain hangs on one side, and the other half hangs on the other side. If the chain is then positioned so that there is more chain on one side than the other and the chain is brought into motion, the chain will begin to slip with increasing speed, with the longer part of the chain moving downward and the shorter part moving upward. At a critical speed, the chain lifts off the supporting bar, with the curved region where the chain changes direction, that is, with the ‘VP’, accelerating rapidly upward. In our experiments, the top part of the chain rose 20’ above the bar and came into collision with the ceiling tiles. Although the center of mass of the chain is freely falling after lift-off, the chain exhibits whip dynamics with the upward moving part snapping; in our case, the tip of the chain disintegrated into numerous small fragments. The initiation of lift-off of a chain from a pulley has been observed and examined by [8]; however, they imposed a constant acceleration on the chain, and only a very small fraction of the chain (less than

the pulley circumference), at the end of the chain, lifted off the pulley. Here, we see fully developed liftoff, far from the end of the chain, with the upward and downward moving parts of the chain nearly parallel. In addition to exhibiting fascinating dynamics, this mechanism may be useful for imparting large upward velocities to objects at the end of the chain, and thus for launching projectiles.

In this paper, using 1D dynamics, we have assumed that the curvature is a constant at the fold, which is not the case, as experiments show. This will be a topic for a future study.

A video showing the dynamics of the falling chain, together with additional information, is available at <http://mpalffy.kent.edu/chain>.

Acknowledgments

We are grateful for illuminating discussions with M. Warner (University of Cambridge) and H. Yokoyama (Kent State University), and to R. Bammerlin and Kent State Libraries for access to the building and stairwell. This work was supported by the US Office of Naval Research [ONR 00014-18-1-2624]. Results from this paper has been presented at the Minisymposium MS 125 “Liquid Crystals, Elastomers and Beyond: In Memory of Mark Warner” at 2022 Annual Meeting of Society for Industrial and Applied Mathematics.

References

- [1] Mould S., Investigating the “Mould effect”, TEDxNewcastle, (2014). <https://www.youtube.com/watch?v=wmFi1xhz9OQ>
- [2] Biggins J. S., Warner M., Understanding the chain fountain, (2014). https://www.youtube.com/watch?v=-eEi7fO0_O0&t=472s
- [3] Blundell J., Machado H., Fink T., Rope siphon, (2013). <http://www.youtube.com/watch?v=X7CXzjFVUHQ>
- [4] Biggins, J.S. and M. Warner, Understanding the chain fountain. Proceedings of the Royal Society A-Mathematical Physical and Engineering Sciences, 2014. 470(2163).
- [5] Virga, E.G., Dissipative shocks in a chain fountain. Physical Review E, 2014. 89(5).
- [6] Virga, E.G., 2015. Chain paradoxes. Proceedings of the Royal Society A: Mathematical, Physical and Engineering Sciences, 471(2173), p.20140657.
- [7] Zheng, X. and Palffy-Muhoray, P., 2018. Acquiring momentum: simple strategies by simple objects. New Journal of Physics, 20(8), p.081001.
- [8] Brun, P.T., Audoly, B., Goriely, A. and Vella, D., 2016. The surprising dynamics of a chain on a pulley: lift off and snapping. Proceedings of the Royal Society A: Mathematical, Physical and Engineering Sciences, 472(2190), p.20160187.
- [9] Yokoyama, H., 2018. Reexamining the chain fountain. arXiv preprint arXiv:1810.13008.
- [10] Anghel, D.V., 2021, November. The theory of the chain fountain revisited. In Journal of Physics: Conference Series (Vol. 2090, No. 1, p. 012166). IOP Publishing.
- [11] Corbin, N.A., Hanna, J.A., Royston, W.R., Singh, H. and Warner, R.B., 2018. Impact-induced acceleration by obstacles. New Journal of Physics, 20(5), p.053031.