

Game-Theoretic Neyman-Pearson Detection to Combat Strategic Evasion

Yinan Hu, *Student Member*, Juntao Chen, *Member*, and Quanyan Zhu, *Senior Member*

Abstract—The security in networked systems depends greatly on recognizing and identifying adversarial behaviors. Traditional detection methods target specific categories of attacks and have become inadequate for increasingly stealthy and deceptive attacks that are designed to bypass detection strategically. This work proposes game-theoretical frameworks to recognize and combat such evasive attacks. We focus on extending a fundamental class of statistical-based detection methods based on Neyman-Pearson’s (NP) hypothesis testing formulation. We capture the conflicting relationship between a strategic evasive attacker and an evasion-aware NP detector. By analyzing both the equilibrium behaviors of the attacker and the NP detector, we characterize their performance using Equilibrium Receiver-Operational-Characteristic (ERO) curves. We show that the evasion-aware NP detectors outperform the non-strategic ones in the way that the former can take advantage of the attacker’s messages to adaptively modify their decision rules to enhance their success rate in detecting abnormal attacks. In addition, we extend our framework to a sequential setting where the user sends out identically distributed messages. We corroborate the analytical results with a case study of intrusion detection evasion problem.

I. INTRODUCTION

Cyber-security is the practice of protecting critical systems and their sensitive information from cyber attacks. There have been an surging proportion of evasion attacks among all cyber attacks over the years. A recent WatchGuard lab report [1] reveals that over 78% of the malware attacks with encryption are evasive in 2021. Defending against evasion attacks have been a crucial concern for networked systems such as computer networks [2], Internet of Things (IoT) [3], and autonomous systems [4].

Many studies have contributed to detecting and counteracting the attacks in the network. However, as attackers are growing to be increasingly intelligent, deceptive, and stealthy, they are capable of evading detection strategically and moving laterally in the network to locate the target assets. Those countermeasures, however, are inadequate as they do not consider evasions as strategic behaviors from the attacker. It is very likely that attackers can learn the updated detection mechanisms and adjust their attacking strategies to further strengthen their penetrations into networked systems. There is a need to improve the detection methods fundamentally to create an evasion-aware detection to harden the network security proactively. Such detection methods need to assume that attackers are rational, omniscient, and they always act strategically against detection.

To this end, this work extends the one in [5] and aims to create an evasion-aware detection theory for stealthy attacks.

We focus on a fundamental class of Neyman-Pearson (NP) hypothesis-testing problems [6]. In these applications, a user (It) communicates with a detector (She) by sending messages to her. The detector knows that the user can be either normal or abnormal. It is assumed that the users of different types generate messages following distinct distributions that capture their individual incentives. The detector’s ultimate goal is to determine the user’s type based on the samples of message from the user. We use a game-theoretic approach to capture the strategic behaviors of the detector and an evasive attacker, who is omniscient of the nature of normal and abnormal behaviors as well as the detection mechanism. We model the detection-evasive attacker as an adversary who stands in between the user and the detector, knows the user’s true type, intercepts the user’s original messages as inputs, and strategically designs outputs sent to the detector to undermine the latter’s performance. We formulate sequential game problems to capture the capability and the incentive of the attacker and the interactions with nature and the detector. The nature first selects a user from the population with a prior distribution on the type. The user then generates messages based on its type. Based on the user’s type and the messages, the attacker generates distorted messages and sends them to the detector, who finally determines the user’s type based on those distorted messages.

The analysis of the equilibrium of the game frameworks provides essential insights into fundamental limits on the performance of evasion-aware detectors and their designs. We observe that by varying the intrinsic coefficients parameterizing the detection strategies, one can compute relationships between detection rates and false alarm rates and depict them in terms of an Equilibrium Receiver Operational Characteristics (ERO) curve [7]–[9]), which characterizes the fundamental performance tradeoffs of the detector. Furthermore, The analysis of game-theoretic equilibrium also provides numerical algorithms to compute the best-response strategies for both the attacker and the detector.

We study game models for two kinds of detectors depending on their reasoning capabilities. One is passive, and the other is proactive. The passive one does not anticipate the presence of the attacker and treats the inputs as if they were original, untainted ones from the user. Her decision process based on the inputs is naive, non-strategic and thus her detection performance is subject to the adversarial poisoning of the inputs. In contrast, the proactive detector anticipates that an attacker can manipulate the inputs and checks whether the inputs are consistent with the history and the known priors of the hypotheses. Once she suspects that an attacker exists, she

adopts a detection strategy that takes into account the attacker’s manipulation. She also takes advantage of the distorted inputs to infer the attacker’s private information to mitigate the detrimental effects of poisonous inputs on her detection performance. On the other hand, the attacker decides his distortion strategy via balancing the trade-off between undermining the detector’s performance and lowering the penalty resulting from manipulation of messages.

The passive NP detector game is modeled by the Stackelberg game [10]. The attacker is the leader in the game who determines a distortion strategy while the detector is the follower who naively uses an NP detection without knowing the distortion. The analysis of the Stackelberg equilibrium shows that the detection rate of a passive NP detector is reduced exponentially with respect to the distortion level, compared to the attacker-free detection scenario. The attacker’s distortion policy depends on the user’s type: when the user is normal, he does not mutate the original message; when the user is abnormal, he manipulates the message by suppressing the probability that outgoing message lies in the region where the detector can make a detection. By depicting the EROC curve, we observe that in general the passive NP detector’s performance is worse than the one of non-adversarial detector yet also dependent on the penalization: when the attacker’s penalty goes to infinity, the attacker conveys the message truthfully, and the detector applies classical NP hypothesis testing to determine the user’s type; in contrast, when the penalty vanishes, the detection rate reduces to zero as the attacker can distort the user’s messages in any desired way.

The proactive NP detector game is modeled using a signaling game framework [11]. The attacker is the sender who can observe the underlying true hypothesis and its associated distribution of messages. The detector is the receiver who does not know the true hypothesis and makes a decision based on the message sent by the attacker who aims to mislead the decision. The detector is aware of the possible presence of the attacker and proactively infers true hypothesis using a Bayesian approach. The analysis of the equilibrium shows that the attacker’s policies change not only the probability distributions of messages at different regions but the detector’s regions of rejection as well. The attacker enlarges the proactive detector’s uncertainty area significantly by interpolating the two original distributions followed by a scaling factor to make them less distinguishable. Although the performance of the proactive NP detector, according to EROC curves, is inferior to the classical NP detector due to the distortion of messages, it outperforms the passive NP detector thanks to her utilization of the attacker’s strategies.

The results from the game-theoretic models have strong implications in building the next-generation evasion-aware detection systems. In particular, when the user is abnormal, the attacker’s strategy at equilibrium against a proactive detector has a stronger amplitude in the detector’s region of rejection than the counterpart against a passive detector. So an evasion-aware detection system outperforms a classical counterpart in the way that the former can predict the regions of messages leading to a decision of abnormal user and alter its decision

rule so as to mitigate the attacker’s distortion on the region of rejection, improving the chance of catching attacks that are supposed to be evasive. We investigate a case study of an anomaly detection system where an attacker distorts a user’s event history to compromise the detection result. We use this study to corroborate the results and demonstrate the capability of evasion-aware detection.

Our contributions are two-fold. First, we develop a holistic theory for evasion-aware detection. In particular, the proposed framework is solidly built on classical hypothesis testing and game-theoretic theories and characterizes the fundamental performance tradeoffs for passive and proactive detectors. Second, evasion-aware detection policies obtained from the analysis of sequential games provide a design paradigm for next-generation detection systems. Such techniques provide a novel way for the detector to process the poisonous inputs while capable of maintaining a high detection performance.

The rest of this work is organized as follows. In Section II, we present the Stackelberg game formulation of a passive detector, who is naïve about the distortion of messages by an attacker-in-the-middle. In Section III, we discuss the signaling game formulation of a proactive detector who anticipates adversarial behaviors. We model the relationship between the attacker-in-the-middle and the proactive detector using signaling games. The attacker applies a decision rule based on her posterior belief on the user’s type after receiving distorted messages. In section IV we discuss performances of detectors under repeated observations. In Section V we apply the results to a case study of an IDS evasion problem. Finally, we conclude in Section VI.

A. Related works

Many studies have contributed to developing stealthy attacks and their countermeasures in networked systems [12]–[14]. One example is false data injections [15], where an attacker can inject stealthy data into the original traffic in the networked system. Another example is deception attacks [16], where the attacker sends falsified data that the detector consider genuine and untainted. The concept of developing our proposed frameworks can be adapted to develop detectors combatting strategically stealthy attacks of any categories.

Game-theoretic formulations have been widely used to capture the attacker-defender interactions in cyber-security [17]–[21]. A recent survey investigates how game-theoretic approaches are applied in intrusion detection systems. Authors in [19] introduce game-theoretic frameworks in formulating the tradeoffs among robustness, security, and resilience for cyber-physical control systems. Works in [22] study the IDS with multiple attackers and heterogeneous defenders in a network by formulating their relationships into a game, where the heterogeneity among defenders are captured by their different payoff functions. This work studies the attacker-defender relationship using a formulation combining the formulations of game theories and hypothesis testing similar to [23], yet we adopt more involved utility functions.

Machine learning techniques have also been widely applied in detection and prediction problems [24]. The main difference

between detection by binary hypothesis testing and detection by machine learning method is that the former is an inference method, while the latter is a prediction method. The security of machine learning has also been a research spotlight [25]–[28] for the past several decades. Evasion attacks on machine learning mainly include modifying the training or testing data, obfuscating the gradient descent steps in the optimization process, etc. Authors in [29] discuss the optimal evasion attacks upon the gradients at testing time in classification problems.

Authors in [30] formulate an adversarial learning scenario where a data generator selects data samples and a learner selects the optimal parameters for the learning model into a static Nash prediction game, in which the uniqueness of the equilibrium is proved. They later propose a Stackelberg game formulation to characterize the scenario where testing data are strategically generated in response to the predictive model [31], which is applicable in email spam filtering. Authors in [32] discuss the vulnerability in machine learning techniques and categorize several classes of attacks upon machine learning systems along three axes: in terms of the influence, there are causative attacks or exploratory attacks; in terms of security violation, there are integrity attacks or availability attacks; in terms of specificity, there could be targeted attacks or indiscriminate attacks. Defensive measures are discussed under each category of attacks. The proposed framework extends hypothesis testing formulations and thus is model-based, while the machine-based detection techniques are data-driven.

II. PROBLEM FORMULATION OF PASSIVE DETECTORS

In this section, we present the problem formulation of a passive detector. As a comparison, we first consider the non-adversarial scenario that involves a user (It), a detector (She), and a communicating channel without an attacker in the middle (He). There are two types of the user: normal and abnormal. A user is sampled from the population with a known prior distribution of the two types of users. The sampled user knows its own type. Different types of users generate messages obeying distinct distributions. The detector does not know the user's type, but she can infer the type using the user's messages using hypothesis testing.

We let $\langle M, \mathcal{M} \rangle$ be a measurable Polish space endowed with $F_0, F_1 \in \Delta(M)$ as two measures of interest, where $\Delta(M)$ refers to the set of all measures supported on M . Denote $f_0, f_1 \in L^1(M)$ as the probability density functions (strictly speaking, they are Radon-Nikodym derivatives of F_0, F_1 with respect to the Lebesgue measure) corresponding to the measures F_0, F_1 . Suppose a normal user and an abnormal user generate messages obeying the distributions of f_0, f_1 , respectively. Denote \tilde{m}' as the random variable of the user's messages whose realizations are supported on M . Denote $\mathcal{H} = \{H_0, H_1\}$ as the space of user's types. Let H_0 be the hypothesis that the user is normal and H_1 be the one that the user is abnormal. Under different hypotheses, the messages are generated using f_0 and f_1 , respectively:

$$H_0 : \tilde{m}' \sim f_0(m'), \longleftrightarrow H_1 : \tilde{m}' \sim f_1(m'). \quad (1)$$

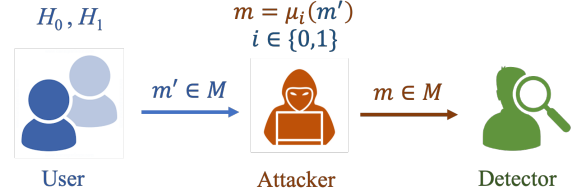


Fig. 1: The adversarial detection with an attacker in the middle. The nature first draws a message $m' \in M$ based on a randomly chosen hypothesis from either the null H_0 or the alternative H_1 hypothesis. It can be interpreted as the scenario where a user of known type (e.g., normal or abnormal) is drawn from a prior distribution. An attacker observes the type or the hypothesis $i \in \{0,1\}$ and the associated message m' . The attacker chooses a strategy μ_i to distort the message and send $m = \mu_i(m')$ to the detector with the goal to mislead the detection result. The detector relies on her knowledge and designs a passive or proactive detection strategy to optimize her detection performance.

Let Γ be the set of all decision rules of the detector, and a typical decision rule is denoted as $\delta \in \Gamma$, $\delta : M \rightarrow \{0,1\}$, where $\delta(m') = i$, $i \in \{0,1\}$, means that the detector determines the user is of type H_i . We suppose that the detector makes decisions using NP hypothesis testing method [33]; i.e., the detector arrives at an optimal policy δ^* by solving the following optimization problem:

$$\max_{\delta \in \Gamma} \int_{\delta(m')=1} f_1(m') dm', \text{ s.t. } \int_{\delta(m')=1} f_0(m') dm' \leq \alpha.$$

The formulation of Neyman-Pearson hypothesis testing stresses the asymmetry of risks between false positive error and false negative error. The meaning of these types of errors may vary depending on the meaning of hypotheses H_0, H_1 , in which here we assume that H_1 for abnormal users. Thus the formulation means that the detector aims at minimizing misdetection rate while constraining the false alarm rate. However, in some other scenarios, such as vulnerability detection in web services [34], failing to catch an abnormality be more serious than false alarm. Thus the detector should aim at constraining the misdetection while trying to minimizing false alarm rate. In that case, we may as well denote H_0 as abnormal traffic and H_1 as normal traffic.

In an adversarial scenario, after the original message m' is generated from the user, the attacker-in-the-middle intercepts the message and also learns the user's true type H_i , $i \in \{0,1\}$, after which he strategically manipulates the message through a mapping $\mu_i : M \rightarrow M$, $m' \mapsto m$ with $m = \mu_i(m')$. He then later sends out the distorted message $m \in M$ to the detector. We assume that the passive detector is unaware of the existence of an attacker and anticipates that she receives messages from the user directly, even though in reality the message comes from an attacker-in-the-middle (see the blue arrows in Figure 1). Finally, the detector applies NP hypothesis testing [6] to m with distributions f_1, f_0 to determine the true type of the user. We capture the interaction between the attacker and a passive detector using a Stackelberg game [10].

A. Detector's Decision Rule

Let $\hat{\delta} \in \Gamma$, $\hat{\delta} : M \rightarrow \{0, 1\}$ be a generic strategy of a passive detector, where $\hat{\delta}(m) = j$, $j \in \{0, 1\}$ means that she thinks the user is of type $H_j \in \mathcal{H}$ based on the message m . Similar to the non-adversarial scenario, the detector arrives at her optimal strategy $\hat{\delta}^*$ by solving the following optimization problem:

$$\begin{aligned} & \max_{\hat{\delta} \in \Gamma} \int_{\hat{\delta}(m)=1} f_1(m) dm, \\ & \text{s.t. } \int_{\hat{\delta}(m)=1} f_0(m) dm \leq \alpha, \end{aligned}$$

where $\int_{\hat{\delta}(m)=1} f_1(m) dm$ and $\int_{\hat{\delta}(m)=1} f_0(m) dm$ refer to the ‘conjectural detection rate’ and the ‘conjectural false alarm rate’ from the receiver’s viewpoint. During the gameplay, the attacker-in-the-middle distorts the message via μ_0 or μ_1 , depending on the observed user’s type. Notice that we can regard the distortion mappings equivalently as the transformation from the original measures of interest F_0, F_1 to the final measures Σ_0, Σ_1 . We argue via the following lemma from [35] that it is also equivalent to formulate the distortion using the resulting measures Σ_0, Σ_1 :

Lemma 1. *Let $\langle M, \mathcal{M} \rangle$ be a Polish probability space endowed with atomless measures $F_0, F_1 \in \Delta(M)$. Then, for any atomless probability measures $\hat{\Sigma}_0, \hat{\Sigma}_1 \in \Delta(M)$, there exist measurable isomorphisms $\mu_0, \mu_1 : M \rightarrow M$ such that*

$$\mu_0 \# F_0 = \Sigma_0, \quad \mu_1 \# F_1 = \Sigma_1, \quad \mu_0^{-1} \# \Sigma_0 = F_0, \quad \mu_1^{-1} \# \Sigma_1 = F_1.$$

In other words, the measures Σ_0, Σ_1 are push-forward measures [36] of the measures F_0, F_1 , respectively.

Lemma 1 states that characterizing the attacker’s strategies by $\hat{\mu}_1, \hat{\mu}_0$ is equivalent to characterizing them by the measures of distorted messages $\hat{\Sigma}_1, \hat{\Sigma}_0$, the latter of which is equivalent to the probability distributions $\hat{\sigma}_1, \hat{\sigma}_0$ on M . Thus, we define the attacker’s action space \hat{A}_S as follows:

$$\hat{A}_S := \left\{ \begin{bmatrix} \hat{\sigma}_0 \\ \hat{\sigma}_1 \end{bmatrix} \in L^1(M)^{\otimes 2} : i \in \{0, 1\}, \int_{m \in M} \hat{\sigma}_i(m) dm = 1; \right. \\ \left. \forall m \in M, \hat{\sigma}_i(m) \geq 0 \right\}. \quad (2)$$

The attacker has two objectives. On one hand, he seeks to undermine the detector’s performance; on the other hand, he aims at lowering the ‘lying cost’ from the distortion of messages. To evaluate the detector’s performance, we introduce the following detection rate $\hat{P}_D : \Gamma \rightarrow [0, 1]$ and the false alarm rate $\hat{P}_F : \Gamma \rightarrow [0, 1]$:

$$\begin{aligned} \hat{P}_D(\hat{\delta}) &= \int_{\hat{\delta}(m)=1} \hat{\sigma}_1(m) dm, \\ \hat{P}_F(\hat{\delta}) &= \int_{\hat{\delta}(m)=1} \hat{\sigma}_0(m) dm. \end{aligned}$$

The attacker also incurs a ‘lying cost’ [37] for the discrepancy between the distorted and the original distribution. Such a lying cost results from anomaly detection techniques in security [38]. Summarizing the two purposes and with the help of

game potentials [39], we formulate the attacker’s optimization problem as follows:

$$\begin{aligned} & \min_{(\hat{\sigma}_1, \hat{\sigma}_0) \in \hat{A}_S} \int_{\hat{\delta}^*(m)=1} \hat{\sigma}_1(m) dm \\ & + \lambda \int_{m \in M} \hat{\sigma}_1(m) \ln \frac{\hat{\sigma}_1(m)}{f_1(m)} dm + \lambda \int_{m \in M} \hat{\sigma}_0(m) \ln \frac{\hat{\sigma}_0(m)}{f_0(m)} dm. \end{aligned} \quad (3)$$

a) *The optimal strategy of a passive detector:* The passive detector faces the optimization problem (3). Using the method of Lagrange multipliers [40] we can obtain the detector’s optimal decision rule $\hat{\delta}^*$ as follows:

$$\forall m \in M, \quad \hat{\delta}^*(m) = \begin{cases} 1 & f_1(m) > F_L^{-1}(\alpha) f_0(m), \\ r \in [0, 1] & f_1(m) = F_L^{-1}(\alpha) f_0(m), \\ 0 & \text{otherwise,} \end{cases} \quad (4)$$

where $F_L(\cdot)$ refers to the cumulative probability density function of the ratio of the random variable obeying distribution f_0 , and, correspondingly, $F_L^{-1}(\alpha)$ is the quantile function at the probability α . Based on the detector’s decisions (4) upon every $m \in M$, we can partition the message space M into region of rejection, region of acceptance, and region of uncertainty as follows:

$$\hat{M}_1 = \{m : f_1(m) > F_L^{-1}(\alpha) f_0(m)\} = \{m : \hat{\delta}^*(m) = 1\}, \quad (5)$$

$$\hat{M}_0 = \{m : f_1(m) < F_L^{-1}(\alpha) f_0(m)\} = \{m : \hat{\delta}^*(m) = 0\}, \quad (6)$$

$$\hat{M}_* = \{m : f_1(m) = F_L^{-1}(\alpha) f_0(m)\} = \{m : \hat{\delta}^*(m) \in [0, 1]\}.$$

b) *The attacker’s equilibrium strategies:* We now obtain attacker’s equilibrium strategies based on the detector’s optimal decision $\hat{\delta}^*$ by using first-order condition on (3). We summarize the results in the following theorem 1.

Theorem 1. *Let f_0, f_1 be the distributions of the original messages in (1). Let M be the message space specified in lemma 1 and \hat{M}_1, \hat{M}_0 be two regions of messages specified in (5) and (6), respectively. Then, we can write the optimal solution $\hat{\sigma}_1^*, \hat{\sigma}_0^*$ of the attacker’s optimization problem (3) as follows:*

$$\hat{\sigma}_0^*(m) = f_0(m), \quad \forall m \in M, \quad (7)$$

$$\hat{\sigma}_1^*(m) = \begin{cases} \frac{f_1(m)}{\int_{m \in \hat{M}_1} e^{-\frac{1}{\lambda} f_1(m)} dm + \int_{m \in \hat{M}_0} f_1(m) dm}, & m \in \hat{M}_0, \\ \frac{f_1(m) e^{-\frac{1}{\lambda}}}{\int_{m \in \hat{M}_1} e^{-\frac{1}{\lambda} f_1(m)} dm + \int_{m \in \hat{M}_0} f_1(m) dm}, & m \in \hat{M}_1. \end{cases} \quad (8)$$

We remark that when $\lambda = 0$, the attacker’s equilibrium strategies (7)(8) reduce to

$$\hat{\sigma}_1^*(m) = \begin{cases} \frac{f_1(m)}{\int_{m \in \hat{M}_0} f_1(m) dm} & m \in \hat{M}_0, \\ 0 & m \in \hat{M}_1, \end{cases}$$

$$\hat{\sigma}_0^*(m) = f_0(m), \quad \forall m \in M,$$

which shows that the attacker ‘moves’ the samples in M_1 and ‘redistribute’ them over the region M_0 . The probability of detection is 0 if detector applies classical NP testing method; on the other hand, when $\lambda \rightarrow \infty$, the attacker’s equilibrium strategies reduce to $\hat{\sigma}_1^*(m) = f_1(m)$, $\hat{\sigma}_0^*(m) = f_0(m)$, $\forall m \in M$,

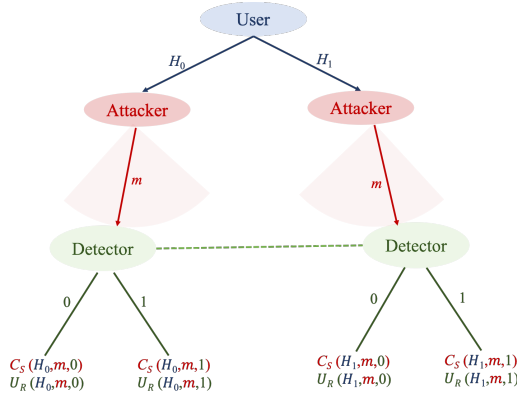


Fig. 2: The game tree of the signaling game \mathcal{G}_2 capturing the interactions between the attacker and the proactive detector. The attacker observes the type (i.e., H_0 or H_1), receives a sample from the user, and sends strategically distorted message m to the detector. Finally, the detector makes a decision $i \in \{0, 1\}$ based on the manipulated message and the posterior belief. The payoffs for each outcome of the game are depicted at the bottom of the game tree.

meaning the attacker cannot ‘lie’ about the message due to infinitely high penalty for distorting the messages at equilibrium. From the perspective of the detector, the Stackelberg game model reduces to the classical NP hypothesis problem.

III. THE FORMULATION OF A PROACTIVE DETECTOR

In this section, we assume that the detector is aware of the attacker-in-the-middle who intercepts and sends out distorted messages to her (see Figure 1). Once the detector knows that the messages have been manipulated, she can act strategically to mitigate the consequence of the reduced accuracy of detection resulting from the distortion of messages. The main logic of introducing a third agent as man-in-the-middle instead of just of just attacker-detector, is that the man-in-the-middle will also distort the normal/normal user’s messages too, causing the detector to incur a higher false alarm rate. In order to suppress false alarm rate, the detector must also choose a more conservative detection scheme which causes a lower detection rate. Of course, when the user is abnormal, the middle agent also distorts the message to ‘hide the abnormality’ to evade detection, which is common in security. But what we would emphasize the first part, which is peculiar in the formulation of signaling games only. As we argued in the previous section there is indeed no need for introducing the middle agent because attacker only distorts data from abnormal users.

A. The signaling game formulation

We describe the gameplay between a proactive detector and an attacker. Let $p(H_0), p(H_1)$ be the common prior of the user’s true type (private information). When the game starts, the *attacker* observes the user’s type and receives a message $m' \in M$ from it. Based on the user’s type H_i , $i \in \{0, 1\}$, the attacker strategically generates a piece of distorted message

$m = \mu_i(m')$ and sends it to the detector. The detector determines a detection rule $\delta : M \rightarrow \{0, 1\}$, $\delta \in \Gamma$, based on m and the posterior belief, where Γ is the set of admissible detection rules. We let $a = \delta(m)$, $a \in \bar{A}_R = \{0, 1\}$ be a generic action of the detector for an input $m \in M$. Finally, the detector receives a reward $U_R : \mathcal{H} \times M \times \bar{A}_R \rightarrow \mathbb{R}$ and the attacker receives a cost $C_S : \mathcal{H} \times M \times \bar{A}_R \rightarrow \mathbb{R}$ based on the user’s true type H_i , the message m , and the detector’s decision $\delta(m) = j \in \{0, 1\}$. The gameplay is summarized using the game tree depicted in Figure 2. Following the similar arguments used in Section II, we formulate the attacker’s strategy space \bar{A}_S in terms of the resulting measures of the distorted messages:

$$\bar{A}_S = \left\{ \begin{bmatrix} \sigma_0 \\ \sigma_1 \end{bmatrix} \in L^1(M)^{\otimes 2} : \int_{m \in M} \sigma_i(m) dm = 1; \right. \\ \left. \forall m \in M, \sigma_i(m) \geq 0, i \in \{0, 1\} \right\} \quad (9)$$

Based on message m , the prior belief $p(H_0), p(H_1)$ of the true hypothesis is updated to be a posterior belief $p(H_j|m)$, $j \in \{0, 1\}$ using Bayes’ rule:

$$p(H_j|m) = \frac{\sigma_j(m)p(H_j)}{\sigma_1(m)p(H_1) + \sigma_0(m)p(H_0)}, \quad (10)$$

Detector’s utility function: A proactive detector aims to maximize the estimated *detection rate* while restricting the estimated false alarm rate to α (assuming that α is public knowledge) based on the message m . Based on the posterior belief presented in (10), the proactive detector knows that the user is normal with conditional probability $p(H_0|m)$ and abnormal with conditional probability $p(H_1|m)$. Furthermore, when she makes a decision $\delta(m) = 1$, she succeeds in detection if the user is abnormal. She results in false alarm if the user is normal. For a given message m , the detection rate for the detection is $\delta(m)p(H_1|m)$ and false alarm rate $\delta(m)p(H_0|m)$. Thus we formulate the detector’s optimization problem as follows:

$$\sup_{\delta \in \Gamma} \delta(m)p(H_1|m), \quad \text{s.t.} \quad \delta(m)p(H_0|m) \leq \alpha. \quad (11)$$

In other words, we can designate the detector’s utility as the objective function in (38) as follows:

$$\bar{U}_R(m, \delta(m)) = \sum_{i \in \{0, 1\}} p(H_i|m) U_R(H_i, m, \delta(m)), \quad (12)$$

with $U_R(H_1, m, 1) = 1$, $U_R(H_1, m, 0) = 0$, $U_R(H_0, m, 0) = 0$, $U_R(H_0, m, 1) = 0$. and the detector’s strategy space is chosen as

$$\bar{\Gamma} = \{ \delta \in 2^M : \delta(m)p(H_0|m) \leq \alpha \}. \quad (13)$$

Attacker’s cost function: Similar to Stackelberg game scenario as introduced in Section II, the attacker faces the trade-off between undermining the detector’s performance and lowering the costs due to distortion of messages. In our framework, the attacker knows the model including the distributions f_0, f_1 as well as the detector’s utility function. The assumption of an omniscient attacker aligns with the Kerckhoff’s principle [41]

used for adversarial analysis. We introduce *de facto* detection rate $\bar{P}_D : \bar{\Gamma} \rightarrow [0, 1]$ and false alarm rate $\bar{P}_F : \bar{\Gamma} \rightarrow [0, 1]$:

$$\bar{P}_D(\delta^*) = \int_{\delta^*(m)=1} \sigma_1(m) dm, \quad (14)$$

$$\bar{P}_F(\delta^*) = \int_{\delta^*(m)=1} \sigma_0(m) dm. \quad (15)$$

The detector makes decisions based on the attacker's message whose distribution are distorted from f_0 to σ_0 and from f_1 to σ_1 . Notice that the attacker does not modify the 'label' or the index of the hypothesis (i.e., $i \in \{0, 1\}$) of the message. The *de facto* detection rate measures the consequence of the detection rate under distorted messages. From the attacker's viewpoint, the detector knows his existence and does her best to distinguish between H_0 and H_1 from the received messages (from the man-in-the-middle). The attacker anticipates it and aims to minimize the *de facto* detection rate to reduce the accuracy for the detector to tell H_1 or H_0 from the distorted messages. Thus the quantity (14) is included in the attacker's cost function.

Considering the KL divergence as the penalty function, we formulate the attacker's optimization problems $j \in \{0, 1\}$ as follows:

$$\min_{\sigma_j \in \bar{A}_S} \int_{\delta^*(m)=1} \sigma_j(m) dm + \lambda \int_{m \in M} \sigma_j(m) \ln \frac{\sigma_j(m)}{f_j(m)} dm, \quad (16)$$

Notice there is no genuine false alarm rate included in attacker's cost function (16), implying that the attacker values causing mis-detection over false alarms. We propose framework of proactive detector using a signaling game as in the following definition.

Definition 1 (The game of a proactive detector). *We model the relationship between the proactive detector and the attacker-in-the-middle, shown in Figure 1), as a signaling game*

$$\mathcal{G}_2 = \langle \mathcal{I}, \mathcal{H}, p, M, \bar{\Gamma}, \bar{A}_R, \bar{A}_S, \bar{U}_R, \bar{C}_S \rangle,$$

where $\mathcal{I} = \{\text{Attacker}, \text{Detector}\}$ is the set of players (i.e., attacker is the sender (see the player in red in Figure 1), detector is the receiver (see the player in green in Figure 1)); $\mathcal{H} = \{H_0, H_1\}$ is the user's type space (see the left branch in Figure 1) with $p = [p(H_0) p(H_1)]$ as the prior of the attacker's type; M is the message space in lemma 1; $\bar{\Gamma}$ represents the detector's strategy space in (39) and $\bar{A}_R = \{0, 1\}$ refers to the detector's action space; \bar{A}_S refers to the attacker's action space defined in (9); $\bar{U}_R : M \times \bar{A}_R \rightarrow \mathbb{R}$ is the utility function of the detector defined in (12); $\bar{C}_S : \mathcal{H} \times M \times \bar{\Gamma} \rightarrow \mathbb{R}$ is the cost function of the attacker defined in (16).

Remark: The proposed game model in definition 1 differs from previous game-theoretic models for network detection in that we adopt a signaling game, where the detector (receiver) can update her belief and thus update her detection rule based on attacker's message, characterizing the concept of 'proactive defense'. Compared to detection models based on machine learning techniques, the proposed framework is not fully data-driven and thus does not require so great amount of data to reach a precise performance as the machine-learning-based counterpart. We will extra parameters from real datasets, as will be discussed in later sections.

B. Equilibrium analysis

To solve the signaling game \mathcal{G}_2 , we adopt the concept of Perfect Bayesian Nash Equilibrium (PBNE) [42], which aims at solving the optimization problem (17)(16) under belief consistency condition (10). It is clear that only hybrid PBE exist.

a) *Detector's Optimal Decision Rule:* For a given message m , the proactive detector faces the constrained optimization problem (17). We obtain the detector's optimal strategy explicitly δ^* by solving (17) as follows:

$$\delta^*(m) = \begin{cases} 1 & p(H_0|m) < \alpha, \\ r \in (0, 1) & p(H_0|m) = \alpha, \\ 0 & p(H_0|m) > \alpha. \end{cases} \quad (17)$$

or equivalently $\delta^*(m) = 1$ if $\sigma_1^*(m) > \beta \sigma_0^*(m)$ and $\delta^*(m) = 0$ otherwise, where $\beta = \frac{p(H_0)}{p(H_1)} (\frac{1}{\alpha} - 1)$ is the threshold of the likelihood ratio test.

b) *Attacker's Equilibrium Strategies:* By sequential rationality and the expression (??), the attacker's equilibrium strategies σ_1^*, σ_0^* are best-responses of the detector's optimal decision rule δ^* in (17). As seen in the Stackelberg game case in Section II, with the help of exact game potentials [39], we manage to convert the attacker's optimization problems (16) into one with a single decision-maker:

$$\min_{(\sigma_1, \sigma_0) \in \bar{A}_S} \int_{\delta^*(m)=1} \sigma_1(m) dm + \lambda \int_{m \in M} \left(\sigma_1(m) \ln \frac{\sigma_1(m)}{f_1(m)} + \sigma_0(m) \ln \frac{\sigma_0(m)}{f_0(m)} \right) dm. \quad (18)$$

Assumption 1 (Full-overlapping support). *Let $f_0, f_1 \in L^1(M)$ be the distributions of the original messages from the user mentioned in (1). We assume that the two distributions have the same support, i.e., $\text{supp } f_1 = \text{supp } f_0$.*

Assumption 1 guarantees that the non-adversarial detection problem (i.e., the classical hypothesis testing problem) is non-trivial. If we drop this assumption, then all messages lying outside their overlapping area will reveal the true hypothesis immediately.

Assumption 2 (Absolute continuity). *Let Σ_1, Σ_0 be the measures of distorted messages and F_0, F_1 be the measures of original messages in Lemma 1. Suppose that $\sigma_1, \sigma_0, f_1, f_0 \in L^1(M)$ as in (18) are Radon-Nikodym derivatives of $\Sigma_1, \Sigma_0, F_1, F_0$ with respect to the Lebesgue measure on M . Then, we assume $\Sigma_1 \ll F_1, \Sigma_0 \ll F_0$ when $\lambda > 0$ in the objective function in (18).*

Assumption 2 guarantees that the KL divergence terms in the attacker's objective functions are well-defined. We arrive at the following lemma.

Lemma 2. *Let $\sigma_1, \sigma_0, f_1, f_0$ be the distributions mentioned in Assumption 2. Then, we have*

$$\text{supp } \sigma_1 = \text{supp } f_1, \quad \text{supp } \sigma_0 = \text{supp } f_0,$$

and furthermore,

$$\text{supp } \sigma_1 = \text{supp } \sigma_0. \quad (19)$$

The conclusion (19) is the result of combining Lemma 2 and Assumption 2. We categorize the solutions to (18) in terms of three regimes: $\lambda = 0$, $\lambda = \infty$, and $\lambda \in (0, \infty)$.

1) *Detection Rate Only*: When $\lambda = 0$: When $\lambda = 0$, the attacker does not suffer a penalty from distorting the messages, and the signaling game \mathcal{G}_2 can be considered as a ‘cheap-talk’ game [43]. We arrive at the following conclusions on the attacker’s equilibrium strategies.

Proposition 1. *Let \mathcal{G}_2 be the signaling game defined in Definition 1. Let (18) be the optimization problem for the attacker with $\lambda = 0$. Then, the attacker’s strategies at equilibrium are all such that the following constraints are met.*

- 1) When $0 < \beta < 1$, the attacker’s equilibrium strategies σ_1^*, σ_0^* satisfy the following constraints:

$$\sigma_1^*(m) = \begin{cases} \beta \sigma_0^*(m) & m \in \text{supp } \sigma_0^*, \\ (1 - \beta) \varphi(m) & m \notin \text{supp } \sigma_0^*, \end{cases} \quad (20)$$

with $\int_{m \notin \text{supp } \sigma_0^*} \varphi(m) dm = 1$.

The regions of rejection and of acceptance are:

$$M_0 = \text{supp } \sigma_0^*, \quad M_1 = \text{supp } \varphi; \quad (21)$$

- 2) When $\beta \geq 1$, distributions that satisfy the constraint

$$\forall m \in M, \sigma_1^*(m) \leq \beta \sigma_0^*(m),$$

are equilibrium strategies for the attacker. The corresponding regions of rejection and of acceptance are: $M_1 = \emptyset, M_0 = M$.

For the proof of the proposition, we refer to Section VII-A in the appendix.

2) *The KL Divergence Only*: $\lambda \rightarrow \infty$: When $\lambda \rightarrow \infty$ in (18), the attacker’s cost function is completely measured by the KL divergence of the measures of distorted messages to the ones of original messages. We show in the following that the detector’s best response toward δ^* is to adopt a ‘disclosure strategy’: i.e., the attacker delivers messages to the detector without distortion.

Proposition 2. *Let \mathcal{G}_2 be the signaling game defined in Definition 1, and let (18) be the optimization problem for the attacker with $\lambda \rightarrow \infty$. Then, the attacker’s strategies are as follows:*

$$\forall m \in M, \sigma_1^*(m) = f_1(m), \quad \sigma_0^*(m) = f_0(m), \quad (22)$$

and the regions of rejection and of acceptance depend on $f_0(m), f_1(m)$: $M_1 = \{m : f_1(m) > \beta f_0(m)\}$, $M_* = \{m : f_1(m) = \beta f_0(m)\}$, $M_0 = \{m : f_1(m) < \beta f_0(m)\}$.

For the proof of the proposition, we refer to Section VII-B in the appendix.

3) *General Case*: $0 < \lambda < \infty$: In the general case $\lambda \in (0, \infty)$, the attacker faces the trade-off between undermining the detector’s performance and minimizing the penalty resulting from message distortion. We categorize PBNE into three classes: separating, pooling, and hybrid equilibrium. It is not difficult

to find out there do not exist equilibria of the first two kinds. Thus we focus on deriving the hybrid equilibrium.

To obtain the attacker’s best-response strategies σ_1^*, σ_0^* under the detector’s optimal decision rule δ^* as in (17), we solve the generalized KKT conditions [44] of the optimization problem (18) and arrive at the following sufficient conditions for finding a pair of equilibrium strategies for the attacker:

Assumption 3. *Let (18) be the optimization problem for the attacker in the signaling game \mathcal{G}_2 with $0 < \lambda < \infty$. We assume that there exists $\zeta \in \left[\sup_{m \in M} \frac{f_0(m)}{f_1(m)}, e^{\frac{1}{\lambda}} \sup_{m \in M} \frac{f_0(m)}{f_1(m)} \right]$ such that*

$$J(\zeta) = \int_{\frac{f_1(m)}{f_0(m)} < \frac{1}{\zeta}} f_0(m) dm + \int_{\frac{f_1(m)}{f_0(m)} > \frac{1}{\zeta} e^{\frac{1}{\lambda}}} f_0(m) dm, \quad (23)$$

where $J : \mathbb{R}_+ \rightarrow \mathbb{R}$ is a function defined as

$$J(\zeta) = \beta \zeta \left(\int_{\frac{f_1(m)}{f_0(m)} < \frac{1}{\zeta}} f_1(m) dm + \int_{\frac{f_1(m)}{f_0(m)} > \frac{1}{\zeta} e^{\frac{1}{\lambda}}} f_1(m) e^{-\frac{1}{\lambda}} dm \right) + (\beta - 1) \zeta^{\frac{\beta}{1+\beta}} \left(\int_{\frac{1}{\zeta} \leq \frac{f_1(m)}{f_0(m)} \leq \frac{1}{\zeta} e^{\frac{1}{\lambda}}} f_1(m) \left(\frac{f_1(m)}{f_0(m)} \right)^{-\frac{1}{1+\beta}} dm \right). \quad (24)$$

We discuss the proof of the lemma in Section VII-C in the appendix. Now we argue through the following proposition that both the attacker’s strategies at equilibrium and the detector’s region of rejection can be parameterized by ζ :

Proposition 3. *Let \mathcal{G}_2 be the signaling game defined in Definition 1. The attacker’s strategies at equilibrium σ_1^*, σ_0^* can be categorized in terms of λ : When $0 < \lambda < \infty$, the attacker admits the following strategies at equilibrium:*

$$\sigma_0^*(m) = \begin{cases} c_0 f_0(m) & m \in M_0, \\ c_0 f_1^{\frac{\beta}{1+\beta}}(m) f_0(m)^{\frac{1}{1+\beta}} \zeta^{\frac{\beta}{1+\beta}} & m \in M_*, \\ c_0 f_0(m) & m \in M_1; \end{cases} \quad (25)$$

$$\sigma_1^*(m) = \begin{cases} c_1 f_1(m) & m \in M_0, \\ c_1 f_1^{\frac{\beta}{1+\beta}}(m) f_0(m)^{\frac{1}{1+\beta}} \zeta^{-\frac{1}{1+\beta}} & m \in M_*, \\ c_1 f_1(m) e^{-\frac{1}{\lambda}} & m \in M_1; \end{cases} \quad (26)$$

with the normalization factors c_0, c_1 as

$$\begin{aligned} 1/c_0 &= \int_{M_0} f_0(m) dm + \int_{M_*} f_0(m) \left(\frac{f_1(m)}{f_0(m)} \right)^{\frac{\beta}{1+\beta}} \zeta^{\frac{\beta}{1+\beta}} dm \\ &+ \int_{M_1} f_0(m) dm, \\ 1/c_1 &= \int_{M_0} f_1(m) dm + \int_{M_*} f_1(m) \left(\frac{f_1(m)}{f_0(m)} \right)^{-\frac{1}{1+\beta}} \zeta^{-\frac{1}{1+\beta}} dm \\ &+ \int_{M_1} f_1(m) e^{-\frac{1}{\lambda}} dm. \end{aligned} \quad (27)$$

The exact regions M_0, M_*, M_1 (strict acceptance region, uncertainty region, strict rejection region) can be characterized in

terms of ζ :

$$\begin{aligned} M_0 &= \left\{ m : \frac{f_1(m)}{f_0(m)} < \frac{1}{\zeta} \right\}, \\ M_* &= \left\{ m : \frac{1}{\zeta} \leq \frac{f_1(m)}{f_0(m)} \leq e^{\frac{1}{\lambda}} \frac{1}{\zeta} \right\}, \\ M_1 &= \left\{ m : \frac{f_1(m)}{f_0(m)} > e^{\frac{1}{\lambda}} \frac{1}{\zeta} \right\}. \end{aligned}$$

For the detailed derivations of the proposition, we refer to Section VII-C in the appendix.

Remark: It is also possible to use the *counterfactual* detection rate $P_D^* : \Gamma^* \rightarrow [0, 1]$

$$P_D^*(\delta^*) = \int_{\delta^*(m)=1} f_1(m) dm, \quad (28)$$

as the first term in the cost function of the attacker. The quantity in (28) measures the detection performance when detector uses the optimal detection rule yet under messages directly from the nature. The attacker's goal is to directly minimize the counterfactual detection rate. By observing (28), the attacker can be viewed as someone who minimizes the weighted size of the detection region. Using (28) in the attacker's utility captures a non-myopic attacker who cares not only his direct interaction with the detection but the holistic sequential interaction (from Nature to Attacker to Detector). However, one flaw is that detection rate (28) is an imaginary, conjectural, or counterfactual quantity that is not directly measurable (or observable) by the detector himself. The following proposition characterizes the relationship between counterfactual and *de facto* detection rates:

Proposition 4. *Let $f_0, f_1, \sigma_1, \sigma_0 \in L^1(M)$ be as in assumption 2. Let $P_D, \bar{P}_D : \Gamma \rightarrow [0, 1]$ be two detection rates given in (14) and (28). Then $P_D(\delta^*) \geq \bar{P}_D(\delta^*)$ when the attacker and the detector choose equilibrium strategies.*

Proof. It follows from (27) that $e^{-\frac{1}{\lambda}} \leq c_1 \leq 1$ so the attacker's equilibrium strategy $\sigma_1^* = c_1 f_1(m) e^{-\frac{1}{\lambda}} \leq f_1(m)$ for all $m \in M_1$, which proves the proposition. \square

Remark: The previous discussions on equilibrium assume that $p(H_0)\sigma_0^*(m) + p(H_1)\sigma_1^*(m) > 0$, suggesting the detector could only receive messages lying in the support of the attacker's equilibrium strategies. It is possible that this assumption is not met, but we can show that such an 'off-equilibrium' path does not constitute a PBNE for the signaling game.

IV. NEYMAN-PEARSON DETECTORS UNDER REPEATED OBSERVATIONS

In this section, we discuss the performance of proactive detectors under repeated observations. We assume that the user's type stays the same throughout the game, i.e., we adopt an *open-loop* information structure [10].

At the beginning of every stage, the user sends out identically distributed messages obeying the distribution f_0, f_1 based on its true type as mentioned in (1). The attacker manipulates the message based on his observation of the user's type and

his mixed strategies in previous stages. At the end of the stage, the detector makes a decision based on the user's true type.

Definition 2 (History of action profiles). *We define the history of action profiles up to stage N_1 , denoted as $h^{(j)} \in M^{\otimes j} \times \{0, 1\}^{\otimes j}$, $j \in [N_1]$, as follows:*

$$h^{(j)} = (m^{(j)}, a^{(j)}),$$

where $m^{(j)} = (m_1, \dots, m_j) \in M^{\otimes j}$ as a generic history of messages up to stage j and $a^{(j)} \in \{0, 1\}^{\otimes j} = A_R^{\otimes j}$ refers to history of the detector's actions up to stage j .

In general, at the beginning of every stage j , the attacker's mixed strategy and the detector's optimal decision rule should depend on the history $h^{(j-1)}$. The set of mixed strategies available to the attacker, denoted as $\bar{A}_S^{(j)}$ for $j \in [N_1]$, is expressed as follows

$$\begin{aligned} \bar{A}_S^{(j)} &= \left\{ \begin{bmatrix} \sigma_0^{(j)} \\ \sigma_1^{(j)} \end{bmatrix} \in (L^1(M))^{\otimes 2} : \right. \\ &\quad \left. \int_{m' \in M} \sigma_i^{(j)}(m') dm' = 1; \forall m' \in M, \sigma_i^{(j)}(m) \geq 0, i \in \{0, 1\} \right\}, \end{aligned}$$

where the proactive detector obtains a posterior belief $p(H_1|m^{(j)})$ based on history of distorted messages m_1, \dots, m_{j-1} and the current message j as expressed in (37). Applying the equation (37) recursively for $j = 1, 2, \dots, N_1$ we get the following:

$$p(H_1|m^{(j)}) = \frac{\prod_{k=1}^j \sigma_1^{(k)*}(m_k) p(H_1)}{\prod_{k=1}^j \sigma_1^{(k)*}(m_k) p(H_1) + \prod_{k=1}^j \sigma_0^{(k)*}(m_k) p(H_0)}$$

In our multi-stage game, both the attacker and the detector know their actions in previous stages, or have perfect recalls, so by Kuhn's theorem [45] it suffices to only consider the mixed strategies of attackers and behavior strategies of detectors (or detection rules) throughout the game.

In general, a dynamic Bayesian game could yield many equilibrium concepts. We state in the following proposition on the most natural one extended from 2-shot signaling game \mathcal{G}_1 :

Proposition 5. *Let the multi-stage game be the one extended from \mathcal{G}_1 . Then under mild technical assumptions, we can write the optimal decision rule explicitly as follows:*

$$\bar{\delta}^{*(j)}(m_j|m^{(j-1)}) = \begin{cases} 1 & \frac{\sigma_1^{(j)*}(m_j)}{\sigma_0^{(j)*}(m_j)} > \beta_j, \\ r \in (0, 1) & \frac{\sigma_1^{(j)*}(m_j)}{\sigma_0^{(j)*}(m_j)} = \beta_j, \\ 0 & \frac{\sigma_1^{(j)*}(m_j)}{\sigma_0^{(j)*}(m_j)} < \beta_j, \end{cases}$$

with

$$\beta_j = \prod_{k=1}^{j-1} \frac{\sigma_0^{(k)*}(m_k)}{\sigma_1^{(k)*}(m_k)} \beta^j, \text{ and } \beta^j = \frac{p(H_0)}{p(H_1)} \left(\frac{1}{\alpha_j} - 1 \right),$$

where β is the same threshold as in (17). We now study the attacker's behaviors.

In the meantime, we thus obtain the attacker's equilibrium strategies at stage j as

$$\sigma_0^{(j)*}(m) = \begin{cases} c_0^j f_0(m) & m \in M_0^j, \\ c_0^j f_1^{\frac{\beta_j}{1+\beta_j}}(m) f_0^{\frac{1}{1+\beta_j}}(m) \zeta_j^{\frac{\beta_j}{1+\beta_j}} & m \in M_*^j, \\ c_0^j f_0(m) & m \in M_1^j; \end{cases}$$

$$\sigma_1^{(j)*}(m) = \begin{cases} c_1^j f_1(m) & m \in M_0^j, \\ c_1^j f_1^{\frac{\beta_j}{1+\beta_j}}(m) f_0^{\frac{1}{1+\beta_j}}(m) \zeta_j^{-\frac{1}{1+\beta_j}} & m \in M_*^j, \\ c_1^j f_1(m) e^{-\frac{1}{\lambda}} & m \in M_1^j; \end{cases}$$

with the normalization factors guaranteeing that $\int_M \sigma_0^{(j)}(m) dm = 1$ and $\int_M \sigma_1^{(j)}(m) dm = 1$. The exact regions M_0^j, M_*^j, M_1^j (strict acceptance region, uncertainty region, strict rejection region) can be characterized in terms of ζ_j : $M_0^j = \left\{ m : \frac{f_1(m)}{f_0(m)} < \frac{1}{\zeta_j} \right\}$, $M_*^j = \left\{ m : \frac{1}{\zeta_j} \leq \frac{f_1(m)}{f_0(m)} \leq e^{\frac{1}{\lambda}} \frac{1}{\zeta_j} \right\}$, $M_1^j = \left\{ m : \frac{f_1(m)}{f_0(m)} > e^{\frac{1}{\lambda}} \frac{1}{\zeta_j} \right\}$.

We leave the discussion on technical details in the appendix.

V. CASE STUDY: INTRUSION DETECTION EVASION

In this section, we conduct numerical experiments to evaluate the performance of evasion-aware detectors against intrusion detection evasion techniques [46] such as IMAP, backdoor denial-of-service (DoS), etc, that camouflage the true state of users. Intrusion detection problem enjoyed a long history of attention. Authors in [47] examine the differences of implementing machine learning techniques in the intrusion detection domain and in other areas. Authors in [48] seek a sequential game framework to explore the differences between insider and outsider attackers in data exfiltration and propose algorithms approximating optimal countermeasures. Authors in [49] adopt a Nash game framework to argue an optimal point on ROC curve against a rational attacker in the intrusion detection problem. Authors in [50] aim at finding the optimal threshold for multiple intrusion detection systems against strategic attacks. Authors in [51] formulate an adversarial classification scenario where an attacker and a defender play a nonzero-sum game for data samples of class 1, while data of class 0 are random and exogenous and implement the frameworks on signature-based intrusion detection problem. In this paper, we demonstrate how a proactive intrusion detection system can identify the abnormalities of users under packets whose features are strategically modified by attackers to evade detection.

A. The dataset

We select a portion of the KDD Cup 1999 dataset that was built as part of the 1998 DARPA Intrusion Detection Evaluation Program, which was prepared and managed by MIT Lincoln Labs. The objective was to survey and evaluate research in intrusion detection. The 1999 KDD intrusion detection contest [52] uses a version of this dataset. Lincoln Labs set up an environment to acquire nine weeks of raw TCP dump data for a local-area network (LAN) simulating

a typical U.S. Air Force LAN. They operated the LAN as if it were a true Air Force environment, but peppered it with multiple attacks, the main four categories of which are denial-of-service, unauthorized remote access, unauthorized access from a local superuser, and probing (such as port scan). The raw (binary) data was about 4 gigabytes of compressed binary TCP dump data from 7 weeks of network traffic, which was later compressed into about five million connection records. A connection is a sequence of TCP packets starting and ending at some well-defined times, between which data flows to and from a source IP address to a target IP address under some well-defined protocol. Each connection record, consisting of 100 bytes, is labeled as either normal or as an attack, with exactly one specific attack type.

There are in total $N = 25193$ pieces of connection records in our selected dataset, of which 11743 are intrusions. We assume abnormal connections are initiated by abnormal users, and vice versa. Thus we can estimate a prior belief regarding the type of users as

$$p(H_1) = \frac{11743}{25193} \approx 0.466, \quad p(H_0) \approx 0.534.$$

In general, each connection record of TCP dump data contains many features such as source bytes, destination bytes, protocols, log-ins, server error rates, number of shells, etc. For convenience, we assume here that the detector determines the type of the user based on distributional information of the 'log-in' feature, which is characterized as the random variable \hat{m} that takes binary values: $\hat{m} = 0$ if the log-in attempt is successful and $\hat{m} = 1$ otherwise. Normal users and abnormal users have log-in attempts with failure rates of θ_0 and θ_1 , respectively. Accordingly, the detector forms two hypotheses as follows:

$$H_0 : \hat{m} \sim f_0(m), \quad H_1 : \hat{m} \sim f_1(m),$$

with

$$\begin{aligned} f_1(1) &= P[m = 1|H_1] = \theta_1, \quad f_1(0) = P[m = 0|H_1] = 1 - \theta_1, \\ f_0(1) &= P[m = 1|H_0] = \theta_0, \quad f_0(0) = P[m = 0|H_0] = 1 - \theta_0. \end{aligned} \quad (29)$$

Now we consider the proposed framework depicted in Figure 1. An intrusion detection system (IDS, she) aims to identify whether a user (It) is normal H_0 or abnormal H_1 by analyzing the 'log-in' extracted from the data packets obeying distributions specified in (29). We observe from the dataset that among the packets from abnormal users only 409 out of 11743 log-ins were successful, while from normal users 9536 out of 13450 were successful. We thus estimate from the dataset that the failure rates under different hypotheses are $\theta_1 = 0.292, \theta_0 = 0.966$. The attacker intercepts data packets in the middle, falsifies the log-in features, and transmits the modified data packets to the IDS according to his equilibrium strategies as in (25) and (26). The evasion-aware IDS makes decisions based on the attacker's message according to (17).

As another comparison, a robust IDS [53] derives an optimal strategy $\hat{\delta}^* \in 2^M$ by solving the minimax problem:

$$\min_{\hat{\delta} \in 2^M} \max_{(\hat{\sigma}_1, \hat{\sigma}_0) \in \hat{\Lambda}_S} \beta \mathbb{E}_{\hat{\sigma}_0}[\hat{\delta}(m)] + \mathbb{E}_{\hat{\sigma}_1}[1 - \hat{\delta}(m)],$$

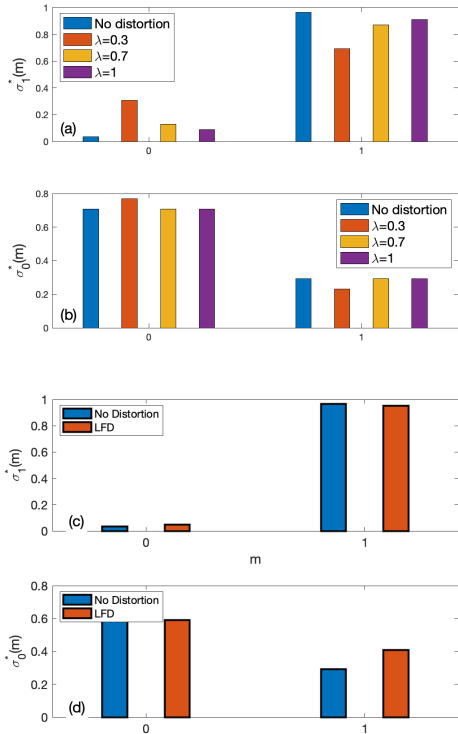


Fig. 3: In (a)(b) we depict the attacker's equilibrium strategies (25), (26) against an evasion-aware IDS; in (c)(d) we illustrate the attacker's equilibrium strategies against a robust IDS [53].

with the uncertainty set $\hat{A}_S = \{(\hat{\sigma}_1, \hat{\sigma}_0) : \underline{c}f_0 \leq \hat{\sigma}_0 \leq \bar{c}f_0, \underline{c}f_1 \leq \hat{\sigma}_1 \leq \bar{c}f_1, \underline{c} < 1 < \bar{c}\}$ and the parameter β the same as in (25) and (26). The optimal strategy δ^* applies a likelihood ratio test for 'least favorable distributions (LFD)', denoted as f_0^*, f_1^* : that is, $\hat{\delta}^*(m) = 1$ if $f_1^*(m) > \beta f_0^*(m)$ and $\hat{\delta}^*(m) = 0$ otherwise. The robust IDS is also evasion-aware, taking into consideration the potential manipulation of messages by the attacker, yet not proactive, as it assumes that the attacker directly antagonizes her despite the user's type or the attacker's message.

B. Numerical Results

We set $\beta = 6.533$ and $\theta_1, \theta_0, f_1, f_0$ as introduced at the beginning of this section and depict in Fig. 3 the strategies of man-in-the-middle at the equilibria for evasion-aware detectors under different choices of λ . We set $\underline{c} = 0.5$, $\bar{c} = 1.3$ for the robust detectors. The resulting equilibrium strategies of the attacker can help compute the detection rate \bar{P}_D and the false alarm rate \bar{P}_F indicated in (15). In Fig. 5, we depict the performances of an evasion-aware detector and other counterparts with different rational capacities using EROC curves. We observe that the evasive-aware IDS outperforms the passive IDS in the sense that the EROC curve of the evasive-aware IDS lies above other counterparts. Also, the proactive IDS outperforms the robust IDS in most regions due to the adaptivity of the former method. Asymptotically, as λ increases, the attacker tends to distort the message less, and the

detector's EROC curve grows more closely to the one without distortion (the blue curve in Fig. 5) and vice versa.

The detection rates and false alarm rates for the detectors under repeated observations are depicted in Fig. 5(b). We could observe that just like the non-adversarial IDS, both the passive and the proactive IDS can also reach a perfect prediction (detection rate converges to 1, while false alarm rate converges to 0) given more and more distorted messages, yet the convergence speeds of these detectors vary: compared to the non-adversarial IDS, the passive IDS converges more slowly on its detection rates, while the proactive IDS converges more slowly on its false alarm rates.

C. Multi-stage analysis

We further pursue and seek multi-stage analysis. The multi-stage analysis aim to show the advanced persistent threats (APT) [54] that have been receiving more and more attention over the years. The temporal correlation of advanced persistent threats involves examining the timeline of the attack, identifying its stages and understanding how threat actors adapt and evolve their tactics over time. The temporal perspective is crucial for cybersecurity professionals to gain insights into the motivations, objectives of intrusion detection evasion attacks.

In Figure 4, using the algorithm proposed in [55], we plot the attacker's equilibrium strategies over the stages of a message sequence. We observe that the attacker's state-dependent equilibrium strategies are asymptotically closer to the true distributions produced by users under each hypothesis no matter the choice of λ , suggesting that the proactive detector can find out the true type of the user and the attacker's mitigation will have less and less influence upon the detector's performance over the stages. Such results imply that the proposed proactive detector has the potential detecting and combatting persistent intrusion evasion attacks.

VI. CONCLUSION

We have consolidated the classical Neyman-Pearson detection method into the framework of sequential games to develop holistic theories of passive detectors and of proactive detectors to help develop evasion-aware detectors that cope with ever-developing stealthy attackers. Depending on different rational capacities for the detectors, we employ the frameworks of Stackelberg games and of signaling games to capture the behaviors of passive and of proactive detectors and depict the detectors' performances evaluated by EROC curves. Our results reveal the proactive detectors outperform the passive ones as the former ones can take advantage of the distorted message to infer the user's type so as to countermeasure the attacker's manipulation of messages.

Future extensions may include designing a decentralized detection scheme for M-ary hypothesis testing similar to [56]. The signaling game framework can also be combined with statistical estimations techniques, which also has implementations in security such as analyzing spoofing attacks [57].

REFERENCES

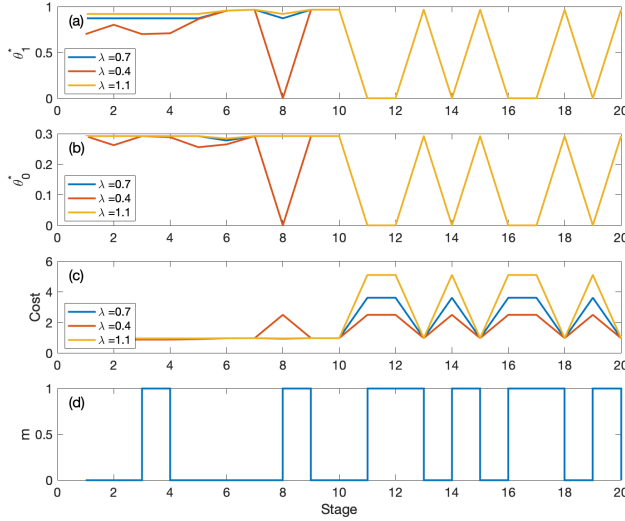


Fig. 4: a)b)The evolution of attacker’s equilibrium strategies σ_1^* , σ_0^* (represented by θ_1^* , θ_0^* with meaning in (29)) in multi-stage game. c) the message trajectory over the stages. d) the attacker’s cost function over the stages. We set the time horizon $N_1 = 20$ and keep the initial setting of the signaling game as before.

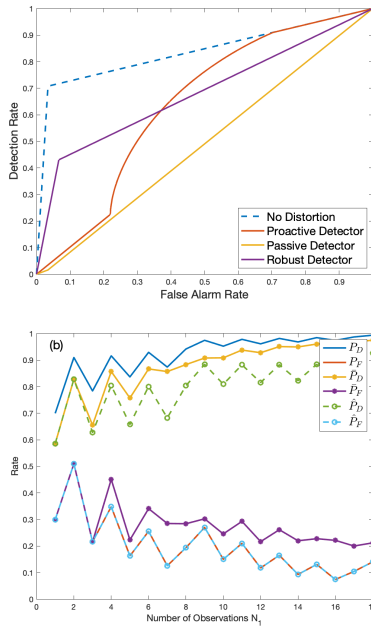


Fig. 5: a) EROC curves of a non-adversarial IDS, a non-strategic IDS, an evasion-aware IDS at equilibrium strategies with $\lambda = 0.2$, and a robust IDS. The true distributions under each hypothesis are both Bernoulli distributions specified in (29) with parameters $\theta_1 = 0.966$ and $\theta_0 = 0.292$. b) The detection rates and false alarm rates for passive, proactive, and non-adversarial IDS under $N_1 = 15$ observations with the initial threshold $\beta = 0.9$. In both (a) and (b), the nominal distributions under H_1, H_0 are Bernoulli distributions with parameter $\theta_1 = 0.7, \theta_0 = 0.3$. The parameter $\lambda = 0.75$.

- [1] “New watchdog threat lab report shows network attacks at highest point over last three years,” 2022.
- [2] R. Jain, “Security in computer networks,” 2009.
- [3] N. Tuptuk and S. Hailes, “Security of smart manufacturing systems,” *Journal of manufacturing systems*, vol. 47, pp. 93–106, 2018.
- [4] K. Kim, J. S. Kim, S. Jeong, J.-H. Park, and H. K. Kim, “Cybersecurity for autonomous vehicles: Review of attacks and defense,” *Computers & Security*, vol. 103, p. 102150, 2021.
- [5] Y. Hu and Q. Zhu, “Evasion-aware neyman-pearson detectors: A game-theoretic approach,” in *2022 IEEE 61st Conference on Decision and Control (CDC)*, pp. 6111–6117, IEEE, 2022.
- [6] J. Neyman and E. S. Pearson, “Ix. on the problem of the most efficient tests of statistical hypotheses,” *Philosophical Transactions of the Royal Society of London. Series A, Containing Papers of a Mathematical or Physical Character*, vol. 231, no. 694-706, pp. 289–337, 1933.
- [7] C. Kruegel, D. Mutz, W. Robertson, and F. Valeur, “Bayesian event classification for intrusion detection,” in *19th Annual Computer Security Applications Conference, 2003. Proceedings.*, pp. 14–23, IEEE, 2003.
- [8] W. Lee and S. Stolfo, “Data mining approaches for intrusion detection,” 1998.
- [9] W. Lee, S. J. Stolfo, and K. W. Mok, “A data mining framework for building intrusion detection models,” in *Proceedings of the 1999 IEEE Symposium on Security and Privacy (Cat. No. 99CB36344)*, pp. 120–132, IEEE, 1999.
- [10] T. Başar and G. J. Olsder, *Dynamic noncooperative game theory*. SIAM, 1998.
- [11] I.-K. Cho and D. M. Kreps, “Signaling games and stable equilibria,” *The Quarterly Journal of Economics*, vol. 102, no. 2, pp. 179–221, 1987.
- [12] S. R. Etesami and T. Başar, “Dynamic games in cyber-physical security: An overview,” *Dynamic Games and Applications*, vol. 9, no. 4, pp. 884–913, 2019.
- [13] Y. Mao, H. Jafarnejadsani, P. Zhao, E. Akyol, and N. Hovakimyan, “Novel stealthy attack and defense strategies for networked control systems,” *IEEE Transactions on Automatic Control*, vol. 65, no. 9, pp. 3847–3862, 2020.
- [14] F. Pasqualetti, F. Dörfler, and F. Bullo, “Attack detection and identification in cyber-physical systems,” *IEEE transactions on automatic control*, vol. 58, no. 11, pp. 2715–2729, 2013.
- [15] A. B. Ashfaq, M. Q. Ali, E. Al-Shaer, and S. A. Khayam, “Poster: revisiting anomaly detection system design philosophy,” in *Proceedings of the 2013 ACM SIGSAC conference on Computer & communications security*, pp. 1473–1476, 2013.
- [16] R. M. Góes, E. Kang, R. Kwong, and S. Lafortune, “Stealthy deception attacks for cyber-physical systems,” in *2017 IEEE 56th Annual Conference on Decision and Control (CDC)*, pp. 4224–4230, 2017.
- [17] M. Van Dijk, A. Juels, A. Oprea, and R. L. Rivest, “Flipit: The game of “stealthy takeover,”” *Journal of Cryptology*, vol. 26, no. 4, pp. 655–713, 2013.
- [18] M. H. Manshaei, Q. Zhu, T. Alpcan, T. Başar, and J.-P. Hubaux, “Game theory meets network security and privacy,” *ACM Computing Surveys (CSUR)*, vol. 45, no. 3, pp. 1–39, 2013.
- [19] Q. Zhu and T. Basar, “Game-theoretic methods for robustness, security, and resilience of cyberphysical control systems: games-in-games principle for optimal cross-layer resilient control systems,” *IEEE Control Systems Magazine*, vol. 35, no. 1, pp. 46–65, 2015.
- [20] C. Kiennert, Z. Ismail, H. Debar, and J. Leneutre, “A survey on game-theoretic approaches for intrusion detection and response optimization,” *ACM Computing Surveys (CSUR)*, vol. 51, no. 5, pp. 1–31, 2018.
- [21] A. Gupta, C. Langbort, and T. Başar, “Dynamic games with asymmetric information and resource constrained players with applications to security of cyberphysical systems,” *IEEE Transactions on Control of Network Systems*, vol. 4, no. 1, pp. 71–81, 2016.
- [22] L. Chen and J. Leneutre, “A game theoretical framework on intrusion detection in heterogeneous networks,” *IEEE Transactions on Information Forensics and Security*, vol. 4, no. 2, pp. 165–178, 2009.
- [23] S. Saritaş, S. Gezici, and S. Yüksel, “Hypothesis testing under subjective priors and costs as a signaling game,” *IEEE Transactions on Signal Processing*, vol. 67, no. 19, pp. 5169–5183, 2019.
- [24] T. Alpcan and T. Başar, *Network security: A decision and game-theoretic approach*. Cambridge University Press, 2010.
- [25] N. Dalvi, P. Domingos, S. Sanghai, and D. Verma, “Adversarial classification,” in *Proceedings of the tenth ACM SIGKDD international conference on Knowledge discovery and data mining*, pp. 99–108, 2004.

- [26] L. Huang, A. D. Joseph, B. Nelson, B. I. Rubinstein, and J. D. Tygar, "Adversarial machine learning," in *Proceedings of the 4th ACM workshop on Security and artificial intelligence*, pp. 43–58, 2011.
- [27] M. Barreno, B. Nelson, R. Sears, A. D. Joseph, and J. D. Tygar, "Can machine learning be secure?," in *Proceedings of the 2006 ACM Symposium on Information, computer and communications security*, pp. 16–25, 2006.
- [28] B. Biggio, I. Corona, D. Maiorca, B. Nelson, N. Šrđić, P. Laskov, G. Giacinto, and F. Roli, "Evasion attacks against machine learning at test time," in *Joint European conference on machine learning and knowledge discovery in databases*, pp. 387–402, Springer, 2013.
- [29] A. A. Cárdenas and J. S. Baras, "Evaluation of classifiers: Practical considerations for security applications," in *AAAI Workshop on Evaluation Methods for Machine Learning*, pp. 409–415, 2006.
- [30] M. Brückner, C. Kanzow, and T. Scheffer, "Static prediction games for adversarial learning problems," *The Journal of Machine Learning Research*, vol. 13, no. 1, pp. 2617–2654, 2012.
- [31] M. Brückner and T. Scheffer, "Stackelberg games for adversarial prediction problems," in *Proceedings of the 17th ACM SIGKDD international conference on Knowledge discovery and data mining*, pp. 547–555, 2011.
- [32] M. Barreno, B. Nelson, A. D. Joseph, and J. D. Tygar, "The security of machine learning," *Machine Learning*, vol. 81, pp. 121–148, 2010.
- [33] E. L. Lehmann and J. P. Romano, *Testing statistical hypotheses*. Springer Science & Business Media, 2006.
- [34] N. Antunes and M. Vieira, "Assessing and comparing vulnerability detection tools for web services: Benchmarking approach and examples," *IEEE Transactions on Services Computing*, vol. 8, no. 2, pp. 269–283, 2015.
- [35] C. Villani, *Optimal transport: old and new*, vol. 338. Springer, 2009.
- [36] G. B. Folland, *Real analysis: modern techniques and their applications*, vol. 40. John Wiley & Sons, 1999.
- [37] N. Kartik, "Strategic communication with lying costs," *The Review of Economic Studies*, vol. 76, no. 4, pp. 1359–1395, 2009.
- [38] M. Q. Ali, A. B. Ashfaq, E. Al-Shaer, and Q. Duan, "Towards a science of anomaly detection system evasion," in *2015 IEEE Conference on Communications and Network Security (CNS)*, pp. 460–468, IEEE, 2015.
- [39] D. Monderer and L. S. Shapley, "Potential games," *Games and economic behavior*, vol. 14, no. 1, pp. 124–143, 1996.
- [40] B. C. Levy, *Principles of signal detection and parameter estimation*. Springer Science & Business Media, 2008.
- [41] C. E. Shannon, "Communication theory of secrecy systems," *The Bell system technical journal*, vol. 28, no. 4, pp. 656–715, 1949.
- [42] D. Fudenberg, F. Drew, D. K. Levine, and D. K. Levine, *The theory of learning in games*, vol. 2. MIT press, 1998.
- [43] V. P. Crawford and J. Sobel, "Strategic information transmission," *Econometrica: Journal of the Econometric Society*, pp. 1431–1451, 1982.
- [44] D. G. Luenberger, *Optimization by vector space methods*. John Wiley & Sons, 1997.
- [45] R. J. Aumann, "Mixed and behavior strategies in infinite extensive games," tech. rep., PRINCETON UNIV NJ, 1961.
- [46] T.-H. Cheng, Y.-D. Lin, Y.-C. Lai, and P.-C. Lin, "Evasion techniques: Sneaking through your intrusion detection/prevention systems," *IEEE Communications Surveys & Tutorials*, vol. 14, no. 4, pp. 1011–1020, 2011.
- [47] R. Sommer and V. Paxson, "Outside the closed world: On using machine learning for network intrusion detection," in *2010 IEEE symposium on security and privacy*, pp. 305–316, IEEE, 2010.
- [48] K. Durkota, V. Lisý, C. Kiekintveld, K. Horák, B. Bošanský, and T. Pevný, "Optimal strategies for detecting data exfiltration by internal and external attackers," in *Decision and Game Theory for Security: 8th International Conference, GameSec 2017, Vienna, Austria, October 23-25, 2017, Proceedings*, pp. 171–192, Springer, 2017.
- [49] V. Lisý, R. Kessl, and T. Pevný, "Randomized operating point selection in adversarial classification," in *Machine Learning and Knowledge Discovery in Databases: European Conference, ECML PKDD 2014, Nancy, France, September 15-19, 2014. Proceedings, Part II 14*, pp. 240–255, Springer, 2014.
- [50] A. Laszka, W. Abbas, S. S. Sastry, Y. Vorobeychik, and X. Koutsoukos, "Optimal thresholds for intrusion detection systems," in *Proceedings of the Symposium and Bootcamp on the Science of Security*, pp. 72–81, 2016.
- [51] L. Dritsoula, P. Loiseau, and J. Musacchio, "A game-theoretic analysis of adversarial classification," *IEEE Transactions on Information Forensics and Security*, vol. 12, no. 12, pp. 3094–3109, 2017.
- [52] S. Stolfo, W. Fan, W. Lee, A. Prodromidis, and P. Chan, "KDD Cup 1999 Data." UCI Machine Learning Repository, 1999. DOI: <https://doi.org/10.24432/C51C7N>.
- [53] M. Fauß and A. M. Zoubir, "Old bands, new tracks—revisiting the band model for robust hypothesis testing," *IEEE Transactions on Signal Processing*, vol. 64, no. 22, pp. 5875–5886, 2016.
- [54] P. Chen, L. Desmet, and C. Huygens, "A study on advanced persistent threats," in *Communications and Multimedia Security: 15th IFIP TC 6/TC 11 International Conference, CMS 2014, Aveiro, Portugal, September 25-26, 2014. Proceedings 15*, pp. 63–72, Springer, 2014.
- [55] L. Huang and Q. Zhu, "Dynamic bayesian games for adversarial and defensive cyber deception," *Autonomous Cyber Deception: Reasoning, Adaptive Planning, and Evaluation of HoneyThings*, pp. 75–97, 2019.
- [56] J. N. Tsitsiklis *et al.*, "Decentralized detection," 1989.
- [57] E. d'Afflisio, P. Braca, and P. Willett, "Malicious ais spoofing and abnormal stealth deviations: A comprehensive statistical framework for maritime anomaly detection," *IEEE Transactions on Aerospace and Electronic Systems*, vol. 57, no. 4, pp. 2093–2108, 2021.
- [58] S. Boyd, S. P. Boyd, and L. Vandenberghe, *Convex optimization*. Cambridge university press, 2004.

VII. APPENDIX

A. Proof of proposition 1

Proof. When $\lambda = 0$ our assumption (1) does not need to hold since there is no KL divergence term in the objective function. Thus we can assume the space of attacker's strategies σ_1, σ_0 are all probability distributions on the message space M so the optimization problem (18) reduces to the following:

$$\min_{(\sigma_1, \sigma_0) \in \bar{A}_S} \int_{m \in M_1} \sigma_1(m) dm,$$

where σ_1, σ_0 are subjective to the constraints the same as (18). When $\beta \geq 1$, we verify that all strategies $\sigma_1 \leq \beta \sigma_0$ lead to the region of rejection M_1 to be an empty set, which means the value of the objective function is 0. Because the objective function value cannot be negative (it means receiver's detection rate), all of such pairs of strategies are equilibrium strategies.

When $0 < \beta < 1$, we can find the attacker's equilibrium strategies by consider best response dynamics. Denote $BR_0, BR_1 : L^1(M) \rightarrow L^1(M)$ as the best responding strategies σ_0, σ_1 when the other is given. We can construct the following best responses:

$$BR_0[\sigma_1] = \begin{cases} \frac{1}{\beta} \sigma_1^*(m) & \text{if } \sigma_1(m) > \tau, \int_{\sigma_1(m) > \tau} \sigma_1(m) dm = \beta, \\ 0 & \text{otherwise.} \end{cases}$$

$$BR_1[\sigma_0] = \begin{cases} \beta \sigma_0(m) & \text{if } \sigma_0(m) \geq 0, \\ (1 - \beta) \varphi(m) & \text{otherwise.} \end{cases}$$

Now we can verify that the equilibrium (20) and (21) meet the requirement $\sigma_1^* = BR_0[\sigma_0^*]$, $\sigma_0^* = BR_1[\sigma_1^*]$, which concludes the proof. \square

B. Proof of proposition 2

Proof. We prove the statement by construction. When $\lambda \rightarrow \infty$, the objective function in (18) reduces to the sum of KL divergence between σ_1 and f_1 and the KL divergence between σ_0 and f_0 . By the non-negativity of KL divergences, we know both terms are non-negative and only reach zero when (22) holds, which can be realized by setting $\sigma_1^*(m) = f_1(m)$, $\sigma_0^*(m) = f_0(m)$. As a result, the optimal solutions for the problem (18) when $\lambda \rightarrow \infty$ is (22). \square

C. Proof of theorem 3

Proof. To solve (18), we first introduce $\sigma'_1, \sigma''_1, \sigma'_0, \sigma''_0 : M \rightarrow \mathbb{R}_+$, as the restrictions of σ_1, σ_0 on \bar{M}_0, \bar{M}_1 , respectively, where $\bar{M}_0 = \{m : \sigma_1(m) \leq \beta \sigma_0(m)\}$, $\bar{M}_1 = \{m : \sigma_1(m) > \beta \sigma_0(m)\}$. Based on the decomposition we can convert (18) into the following:

$$\begin{aligned} & \min_{\sigma'_0, \sigma''_0, \sigma'_1, \sigma''_1} \int_M \sigma''_1(m) dm \\ & + \lambda \int_M \sigma'_1(m) \ln \frac{\sigma'_1(m)}{f_1(m)} + \sigma''_1(m) \ln \frac{\sigma''_1(m)}{f_1(m)} dm \\ & + \lambda \int_M \left(\sigma'_0(m) \ln \frac{\sigma'_0(m)}{f_0(m)} + \sigma''_0(m) \ln \frac{\sigma''_0(m)}{f_0(m)} \right) dm, \\ & \text{s.t. } \int_M (\sigma'_0(m) + \sigma''_0(m)) dm = 1, \\ & \int_M (\sigma'_1(m) + \sigma''_1(m)) dm = 1, \\ & \sigma''_1(m) - \beta \sigma'_0(m) > 0, \forall m \in \bar{M}_1, \\ & \sigma'_1(m) - \beta \sigma'_0(m) \leq 0, \forall m \in \bar{M}_0, \\ & \sigma'_1(m), \sigma''_1(m), \sigma'_0(m), \sigma''_0(m) \geq 0, \forall m \in M. \end{aligned} \quad (30)$$

where the support for $\sigma'_0, \sigma'_1, \sigma''_0, \sigma''_1 \in L^1(M)$ satisfy $\text{supp } \sigma'_1 = \text{supp } \sigma''_0$, $\text{supp } \sigma'_1 = \text{supp } \sigma''_0$, $\text{supp } \sigma'_1 \cap \text{supp } \sigma''_1 = \emptyset$, $\text{supp } \sigma'_1 \cup \text{supp } \sigma''_1 = M$. By theories of equivalent optimization problems [58], we could see the optimal solutions σ_0^*, σ_1^* of the problem (??) and the one of (30) can be connected using decomposition.

Solving the KKT conditions of the problem (30) we write $\sigma'_1, \sigma''_0, \sigma'_1, \sigma''_0$ in terms of $\rho_0, \rho_1 : \forall m \in \bar{M}_0$,

$$\begin{aligned} \sigma_0^{*'}(m) &= c_0 f_0(m) e^{\frac{\beta \rho_0(m)}{\lambda}}, \quad \sigma_1^{*'}(m) = c_1 f_1(m) e^{-\frac{\rho_0(m)}{\lambda}}; \\ \forall m \in \bar{M}_1, \quad \sigma_0^{*''}(m) &= c_0 f_0(m), \quad \sigma_1^{*''}(m) = c_1 f_1(m) e^{-\frac{1}{\lambda}}, \end{aligned}$$

where we introduce $c_0 = e^{-\gamma_0/\lambda}$, $c_1 = e^{-\gamma_1/\lambda}$. We can then construct the optimal solution for (18) via $\sigma_1^* = \sigma_1^{*'} + \sigma_1^{*''}$, $\sigma_0^* = \sigma_0^{*'} + \sigma_0^{*''}$.

We know $\rho_0(m) \geq 0$ for every $m \in \bar{M}_0$. Denote $M_* = \{m : \rho_0(m) > 0\}$ and $M_0 = \{m : \rho_0(m) = 0\}$ as a partition of M_0 . For every $m \in M_*$, we have

$$\sigma_1^{*'}(m) - \beta \sigma_0^{*'}(m) = 0 \quad (31)$$

by complementary slackness. Similarly we know for every $m \in M_0$, $\sigma_1^{*'}(m) - \beta \sigma_0^{*'}(m) > 0$. We have

$$\sigma_0^{*'}(m) = \begin{cases} c_0 f_0(m), & m \in M_0, \\ c_0 f_0(m) e^{\frac{\beta \rho_0(m)}{\lambda}}, & m \in M_*, \\ c_0 f_0(m), & m \in M_1. \end{cases} \quad (32)$$

$$\sigma_1^{*'}(m) = \begin{cases} c_1 f_1(m), & m \in M_0, \\ c_1 f_1(m) e^{-\frac{\rho_0(m)}{\lambda}}, & m \in M_*, \\ c_1 f_1(m) e^{-\frac{1}{\lambda}}, & m \in M_1, \end{cases} \quad (33)$$

so we get on M_* ,

$$c_1 f_1(m) e^{-\frac{\rho_0(m)(1+\beta)}{\lambda}} = c_0 \beta f_0(m). \quad (34)$$

Since the LHS of (34) depends on m explicitly and the RHS of (34) does not, the derivative of the LHS of (34) with respect

to m must vanish and we can express ρ_0 in terms of a constant ζ as follows:

$$\rho_0(m) = \frac{\lambda}{1+\beta} \left(\ln \left(\frac{f_1(m)}{f_0(m)} \right) + \ln \zeta \right), \quad m \in M_* \quad (35)$$

Substituting (35) into (34) gives us

$$c_1 = \beta \zeta c_0. \quad (36)$$

Combining (36), (32) and (33) and (31), we can find the implicit dependence of ζ on β as indicated in (23), (24). By assumption 3 we know such ζ exists. The final result follows from substituting (34) in (32) and (33). \square

D. Discussions on Multi-stage Game

To prove proposition 5, we first introduce some assumptions. The following assumption states that the only useful information accumulated throughout stages is the attacker's mixed strategies of messages.

Assumption 4 (Action-independent assumption). *At every stage $j \in [N_1]$, the proactive detector's optimal decision rule $\delta^{(j)*}(\cdot|h^{(j)}) \in \bar{\Gamma}^{(j)}$, the attacker's optimal mixed strategies of generating manipulated messages $\sigma_1^{(j)*}(\cdot|h^{(j)})$, $\sigma_0^{(j)*}(\cdot|h^{(j)}) \in \bar{A}_S^{(j)}$ and the posterior belief $p(\cdot|h^{(j)})$ depend only on the attacker's history of mixed strategies. Specifically, we have for $k \in \{0, 1\}$,*

$$\begin{aligned} \bar{\delta}^{(j)*}(m_j|h^{(j)}) &= \bar{\delta}^{(j)*}(m_j|m^{(j)}), \\ \sigma_k^{(j)*}(m_j|h^{(j)}) &= \sigma_k^{(j)*}(m_j|m^{(j)}), \\ p(H_k|h^{(j)}) &= p(H_k|m^{(j)}). \end{aligned} \quad (37)$$

At the stage j , the proactive detector faces the following optimization problem:

$$\sup_{\bar{\delta}^{(j)} \in \bar{\Gamma}^{(j)}} \bar{\delta}^{(j)}(m^{(j)}) p(H_1|m^{(j)}), \text{ s.t. } \bar{\delta}^{(j)}(m^{(j)}) p(H_0|m^{(j)}) \leq \alpha_j. \quad (38)$$

Denote a generic decision rule at stage j as $\bar{\delta}^{(j)} : M^{\otimes j} \rightarrow [0, 1]$. Then the space of decision rules at the stage j , denoted as $\bar{\Gamma}^{(j)}$, can be written as follows:

$$\bar{\Gamma}^{(j)} = \{ \bar{\delta}^{(j)} \in 2^{M^{\otimes j}} : \bar{\delta}^{(j)}(m^{(j)}) p(H_0|m^{(j)}) \leq \alpha_j \}. \quad (39)$$

At every stage j the attacker faces the following optimization problem:

$$\begin{aligned} & \min_{(\sigma_1^{(j)}, \sigma_0^{(j)}) \in \bar{A}_S^{(j)}} \int \delta^{(j)*}(m_j) \sigma_1^{(j)}(m_j) dm_j \\ & + \lambda \int_M \left(\sigma_1^{(j)}(m_j) \ln \frac{\sigma_1^{(j)}(m_j)}{f_1(m_j)} + \sigma_0^{(j)}(m_j) \ln \frac{\sigma_0^{(j)}(m_j)}{f_0(m_j)} \right) dm_j, \end{aligned} \quad (40)$$

At the j -the stage, we can denote $\sigma_1^{*(j)}, \sigma_0^{*(j)} \in \bar{A}_S^{(j)}$ as his generic mixed strategies under user's type H_1, H_0 respectively. The attacker can aim at minimizing the sum (or average) of the cost function as in (40). The proposition 5 we compute the subgame perfect Bayesian Nash equilibrium (s-PBNE): we assume that at any stage j , both the attacker and the proactive detector aims at optimizing their strategies as if the game starts at stage j . The proof of proposition 5 by applying forward induction and the proof of theorem 3.