

ACORN: Network Control Plane Abstraction using Route Nondeterminism

Divya Raghunathan¹, Ryan Beckett², Aarti Gupta¹, and David Walker¹

¹ Princeton University

² Microsoft Research

Abstract. Networks are hard to configure correctly, and misconfigurations occur frequently, leading to outages or security breaches. Formal verification techniques have been applied to guarantee the correctness of network configurations, thereby improving network reliability. This work addresses verification of distributed network control planes, with two distinct contributions to improve the scalability of formal verification. Our first contribution is a hierarchy of abstractions of varying precision which introduce nondeterminism into the route selection procedure that routers use to select the best available route. We prove the soundness of these abstractions and show their benefits. Our second contribution is a novel SMT encoding which uses symbolic graphs to encode all possible stable routing trees that are compliant with the given network control plane configurations. We have implemented our abstractions and SMT encodings in a prototype tool called ACORN. Our evaluations show that our abstractions can provide significant relative speedups (up to 323x) in performance, and ACORN can scale up to $\approx 37,000$ routers (organized in FatTree topologies, with synthesized shortest-path routing and valley-free policies) for verifying reachability. This far exceeds the performance of existing tools for control plane verification.

Keywords: Network verification · Control plane abstraction · SMT-based verification.

1 Introduction

Bugs in configuring networks can lead to expensive outages or critical security breaches, and misconfigurations occur frequently [46,29,9,44,45,49]. Thus, there has been great interest in formal verification of computer network configurations. Many initial efforts targeted the network *data plane*, *i.e.*, the forwarding rules in each router that determine how a given packet is forwarded to a destination. Many of these methods have been successfully applied in large data centers in practice [32,53,57]. In comparison, formal verification of the network *control plane* is more challenging.

Traditional control planes use distributed protocols such as OSPF, BGP, and RIP [41] to compute a network data plane based on the route announcements received from peer networks, the current failures detected, and the policy in

configurations set by network administrators. In control plane verification, one must check that *all* data planes that emerge due to the router configurations are correct. There has been much recent progress in control plane verification. For small-sized networks, fully symbolic SMT-based verifiers [14,55,28] usually work well and support a broad range of properties. For medium-to-large networks, SMT-based verifiers have not been shown to scale well. Instead, simulation-based verifiers [24,39,16,28,42,56] work much better, and many use additional symbolic analyses in limited scenarios (*e.g.*, failures). However, in general, they do not provide full symbolic reasoning, *e.g.*, for considering all external route announcements.

Our work is motivated by this gap: we aim to provide full symbolic reasoning *and* improve the scalability of verification. We address this challenge with two main contributions – a novel hierarchy of control plane abstractions, and a new symbolic graph-based SMT encoding for control plane verification.

Hierarchy of nondeterministic abstractions. Our novel control plane abstractions introduce nondeterminism in the procedure that routers use to select a route – we call these the *Nondeterministic Routing Choice (NRC) abstractions*. Instead of forcing a router to pick the *best* available route, we allow it to *nondeterministically choose* a route from a subset of available routes which includes the best route. The number of non-best routes in this set determines the precision of the abstraction; our least precise abstraction corresponds to picking *any* available route. We formalize these abstractions using the *Stable Routing Problem (SRP)* model [14,15], which can model a wide variety of distributed routing protocols. Although some other efforts [55,50] have also proposed to abstract the decision process in BGP (details in §7), we elucidate and study the general principle, prove it sound, and reveal a range of precision-cost tradeoffs.

Our main insight here is that the determination of a best route is not essential for verification of many correctness properties such as reachability (*e.g.*, when the number of hops may not matter). For such properties, it is often adequate to abstract the route selection procedure that computes the best route. Furthermore, for policy-based properties, routes that must not be taken are usually explicitly prohibited by network configurations via route filters, which we model accurately. We show that our proposed abstractions are *sound* for verification of properties that must hold over all stable network states, *i.e.*, they will not miss any property violations.

Although our abstractions are sound for verification under specified failures (§4), in this paper we focus on symbolic verification using the SRP model without failures, which provides an important core capability. Our ideas can be combined with other prior techniques [14,56,27,28] to consider at-most-k failures, which is outside the scope of this paper.

The potential downside of considering non-best routes is that our abstractions may lead to false positives, *i.e.*, we could report property violations although the *best* route may actually satisfy the property. In such cases, we propose using a more precise abstraction that models more of the route selection procedure. Our experiments (§6) demonstrate that the NRC abstractions can successfully verify

a wide range of networks and common policies, and offer significant performance and scalability benefits in symbolic SMT-based verification.

Symbolic graph-based SMT encoding. Our novel SMT encoding uses *symbolic graphs* [13], where Boolean variables are associated with each edge in the network topology, to model the stable routing trees that emerge from the network control plane. Our encoding can leverage specialized SMT solvers such as MonoSAT [13] that provide support for graph-based reasoning, in addition to standard SMT solvers such as Z3 [22].

Experimental evaluation. We have implemented our NRC abstractions and symbolic graph-based SMT encoding in a prototype tool called ACORN, and present a detailed evaluation on benchmark examples that include synthetic data center examples with FatTree topologies [6], as well as real topologies from Topology Zoo [36] and BGPStream [2], running well-known network policies. These benchmarks, including some new examples that we created, are publicly available [1].

Our evaluations show that ACORN can verify reachability in large FatTree benchmarks with around 37,000 nodes (running common policies) within an hour. This kind of scalability is needed in modern data centers with several thousands of routers that run distributed routing protocols such as BGP [5]. *To the best of our knowledge, no other control plane verifier has shown the correctness of benchmarks of such large sizes.*

We also performed controlled experiments to evaluate the effectiveness of our abstractions. All benchmark examples were successfully verified using an NRC abstraction: 96% of examples could be verified using our least precise abstraction, and the remaining 4% were verified using a more precise abstraction. For verifying reachability, we can achieve relative speedups (compared with no abstraction) of up to 323x, and can scale to much larger networks as compared with no abstraction (our tool cannot scale beyond 4,500 routers without abstraction, but can verify a network with 36,980 routers using our least precise NRC abstraction). We compared ACORN with two publicly available state-of-the-art control plane verifiers on the FatTree benchmarks – our results show that ShapeShifter [16] and NV [28] do not scale beyond 3,000 routers for verifying reachability (§6.3).

To summarize, we make the following contributions:

1. We present a hierarchy of novel control plane abstractions (§4), called the NRC abstractions, that introduce nondeterminism into a general route selection procedure. We prove that our abstractions are sound for verification, and empirically show that they enable a precision-cost tradeoff. Although our focus is on SMT-based verification, our abstractions can be used with other methods as well.
2. We present a novel SMT encoding (§5) (based on symbolic graphs [13]) to capture distributed control plane behavior which leverages specialized SMT solvers that support graph-based reasoning as well as standard SMT solvers.
3. We have implemented our abstractions and SMT encoding in a prototype tool called ACORN, and present a detailed evaluation (§6) on benchmark

examples [1] including synthetic data center networks [6] and real-world topologies from Topology Zoo [36] and BGPStream [2], running well-known network policies.

2 Motivating Examples

In a distributed routing protocol, routers exchange *route announcements* containing information on how to reach various destinations. On receiving a route announcement, a router updates its internal state and then sends a route announcement to neighboring routers after processing it as per the routing configurations. In well-behaved networks, this distributed decision process converges to a *stable state* [30] in which the internal routing information of each router does not change upon receiving additional route announcements from its neighbors. The best route announcement selected by each router defines a *routing tree*: if router u chooses the route announcement sent by router v for destination d , then u will forward data packets with destination d to v .

Example 1 (Motivating example). Consider the example network in Figure 1a (from ShapeShifter [16]) with five routers running the Border Gateway Protocol (BGP), where actions taken by routers are shown along the edges.

The verification task is to check whether routes announced at R_1 can reach R_5 . The network is configured so that R_4 prefers to route through R_3 : the community tag $c1$ is added on the edge from R_1 to R_3 , which causes the local preference (lp) to be updated to 200 on the edge from R_3 to R_4 . Routes with higher local preference values are preferred (the default local preference in BGP configurations is 100). Thus, the best route at R_4 is through R_3 rather than through R_2 , and the corresponding routing tree is shown by red (solid) arrows.

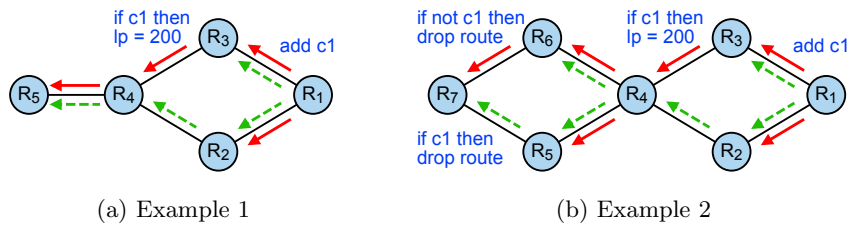


Fig. 1: Examples showing correct verification result with the NRC abstraction. Red arrows show the routing tree in the real network, and green arrows show an additional routing tree allowed in the NRC abstraction.

Note that R_5 can receive a route even if R_4 chooses to route through R_2 , though this route is not the best for R_4 (due to lower local preference). Thus,

regardless of the choice R_4 makes, we can conclude that R_5 can reach the destination. This observation captures the basic idea in our NRC abstractions—intuitively, we explore *multiple* available routes at a node: the best route as well as other routes. Then we check if R_5 receives a route announcement under *each of these possibilities*. Since R_5 can reach R_1 in all routing trees considered by our abstraction (regardless of the choices made at R_2 , R_3 , or R_4), we correctly conclude that it can reach R_1 .

False positives and refinement. The NRC abstractions are sound, *i.e.*, when verification with an NRC abstraction is successful, the property is guaranteed to hold in the network. We prove the soundness of our abstractions and show that they over-approximate network behavior (§4). However, we could report a false positive, *i.e.*, a property violation even when the network satisfies the property. In the same Figure 1a, suppose now that R_5 drops route announcements that do not have the tag $c1$. In the real network, R_5 will receive a route, since the route sent by R_4 has the tag $c1$. However, a verification procedure using the NRC abstraction which considers all possible routes at each router would report that R_5 *cannot* reach the destination, with a counterexample where R_4 routes through R_2 and its route announcement is later dropped by R_5 . In this case, an NRC abstraction higher up in the hierarchy (with higher precision), *e.g.*, which chooses a route with maximum local preference but abstracts the path length, will verify that R_5 receives a route, thereby eliminating the false positive.

Path-sensitive reasoning. Even the least precise NRC abstraction can verify many interesting policies due to our symbolic SMT-based approach which tracks correlations between choices made at different routers, which other tools [16] do not track.

Example 2 (Motivating example with path-sensitivity). Figure 1b shows another BGP network (based on an example from Propane [17]), with seven routers and destination R_1 . We would like to verify that R_7 can reach the destination.

In the real network, R_4 chooses the route from R_3 which has higher local preference, resulting in the routing tree shown by red (solid) arrows in the figure. Under the NRC abstraction which considers all available routes, R_4 could choose the route from R_2 instead. Note that regardless of the choice made by R_4 the community tags in the routes advertised by R_5 and R_6 will be the same, and so R_7 will receive a route either way – our abstraction is precise enough to track this correlation and correctly concludes that R_7 can reach R_1 .

3 Preliminaries

In this section we briefly cover the background on the key building blocks required to describe our technical contributions. Our abstraction of the control plane is developed on top of the Stable Routing Problem (SRP) model [14,15,28], a formal model of network routing that can model distributed routing protocols such as BGP, OSPF, RIP, etc. We also briefly describe SMT-based verification

SRP instance: $SRP = (G, A, a_d, \prec, \text{trans}), G = (V, E, d)$	
Properties of well-formed SRPs:	
$\forall v. (v, v) \notin E$	<i>(self-loop-free)</i>
$\forall e. \text{trans}(e, \infty) = \infty$	<i>(non-spontaneous)</i>
SRP solution: $\mathcal{L} : V \rightarrow A_\infty$	
$\mathcal{L}(u) = \begin{cases} a_d & \text{if } u = d \\ \infty & \text{if } \text{attrs}_{\mathcal{L}}(u) = \emptyset \\ a \in \text{attrs}_{\mathcal{L}}(u), \text{ minimal by } \prec & \text{if } \text{attrs}_{\mathcal{L}}(u) \neq \emptyset \end{cases}$	
$\text{attrs}_{\mathcal{L}}(u) = \{a \mid (e, a) \in \text{choices}_{\mathcal{L}}(u)\}$	
$\text{choices}_{\mathcal{L}}(u) = \{(e, a) \mid e = (v, u), a = \text{trans}(e, \mathcal{L}(v)), a \neq \infty\}$	

Fig. 2: Cheat sheet for the SRP model [15].

using the SRP model (*e.g.*, Minesweeper [14]) and theory solvers for graphs used in the SMT solver MonoSAT [13].

Definition 1 (Stable Routing Problem (SRP)). *An SRP is a tuple $(G, A, a_d, \prec, \text{trans})$ where:*

- $G = (V, E, d)$ is a graph representing the network topology with vertices V , directed edges E , and destination vertex d .
- A is a set of attributes that represent route announcements.
- $a_d \in A$ represents the initial route announcement sent by the destination d .
- $\prec \subseteq A \times A$ is a partial order that models the route selection procedure that routers use to select the best route. If $a_1 \prec a_2$ then a_1 is preferred.
- $\text{trans} : E \times A_\infty \rightarrow A_\infty$, where $A_\infty = A \cup \{\infty\}$ and ∞ is a special value denoting the absence of a route, is a transfer function that models the processing of route announcements sent from one router to another.

Figure 2 summarizes the important notions for the SRP model [15]. The main difference from routing algebras [30,47,31] is that the SRP model includes a network topology graph G to reason about a given network and its configurations. Note that the SRP model does not directly consider failures, but they can be accommodated using prior techniques [14,56,27,28]. For example, Minesweeper [14] introduces additional Boolean variables bi to model link/device failures, with bi true indicating link (or device) i has failed.

Example 3 (SRP example). The network in Figure 1a running a simplified version of BGP (simplified for pedagogic reasons) is modeled using an SRP in which attributes are tuples comprising a 32-bit integer (local preference), a set of 16-bit integers (community tags), and a list of vertices (the path). We use $a.lp$, $a.comms$, and $a.path$ to refer to the elements of an attribute a . The initial attribute at the destination, $a_d = (100, \emptyset, [])$. The preference relation \prec models

the BGP route selection procedure which is used to select the best route. The attribute with highest local preference is preferred; to break ties, the attribute with minimum path length is preferred (more details are in Appendix A). The transfer function for edge (R_1, R_3) adds the tag $c1$ and prepends R_1 to the path, returning $(100, a.comms \cup \{c1\}, [R_1] + a.path)$. The transfer function for edge (R_3, R_4) sets the local preference to 200 if the tag $c1$ is present, *i.e.*, if $c1 \in a.comms$ it returns $(200, a.comms, [R_3] + a.path)$; otherwise, it returns $(100, a.comms, [R_3] + a.path)$. The transfer function for other edges (u, v) prepends u to the path, sets the local preference to the default value (100), and propagates the community tags.

SRP solutions. A solution of an SRP is a labeling function $\mathcal{L} : V \rightarrow A_\infty$ which represents the final route (attribute) chosen by each node when the protocol converges. An SRP can have multiple solutions, or it may have none. Any SRP solution satisfies a *local stability condition*: each node selects the best among the route announcements received from its neighbors.

SMT-based network verification using SRP. In Minesweeper [14], the SRP instance for the network is represented using an SMT formula N , such that satisfying assignments of N correspond to SRP solutions. To verify if a network satisfies a given property encoded as an SMT formula P , the satisfiability of the formula $F = N \wedge \neg P$ is checked. If F is satisfiable, a property violation is reported. Otherwise, the property holds over the network (assuming N is satisfiable; if N is unsatisfiable there are no stable paths in the network). We use the same overall framework: we use an SMT formula \hat{N} to encode an *abstract* SRP instance, and check the satisfiability of $\hat{N} \wedge \neg P$.

SMT with theory solver for graphs. MonoSAT [13] is an SMT solver with support for *monotonic* predicates. A predicate p is (positive) monotonic in a variable u if whenever $p(\dots u = 0 \dots)$ is true, $p(\dots u = 1 \dots)$ is also true. Graph reachability is a monotonic predicate: if node v_1 can reach node v_2 in a graph with some edges removed, then v_1 can still reach v_2 when the edges are added. MonoSAT leverages monotonicity to provide efficient theory support for graph-based reasoning using a *symbolic graph*, a graph with a Boolean variable per edge. Formulas can include these Boolean edge variables as well as monotonic graph predicates such as reachability and max-flow. MonoSAT has been used to check reachability in data planes in AWS networks [10,12] but not *control planes*, as in this work.

4 NRC Abstractions

We formalize our NRC abstractions as *abstract* SRP instances, each of which is parameterized by a partial order.

Definition 2 (Abstract SRP). For an SRP $S = (G, A, a_d, \prec, trans)$, an *abstract* SRP $\hat{S}_{\prec'}$ is a tuple $(G, A, a_d, \prec', trans)$, where $G, A, a_d,$ and $trans$ are defined as in the SRP S , and $\prec' \subseteq A_\infty \times A_\infty$ is a partial order which satisfies

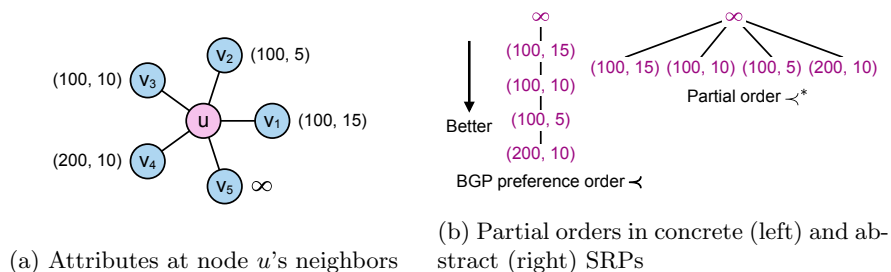


Fig. 3: Example: Partial orders on neighbor attributes.

the following condition:

$$\forall B \subseteq A, \text{minimal}(B, \prec) \subseteq \text{minimal}(B, \prec') \quad (1)$$

where $\text{minimal}(B, \prec) = \{a \in B \mid \nexists a' \in B. a' \neq a \wedge a' \prec a\}$ denotes the set of minimal elements of B according to \prec .

Condition (1) specifies that for any set of attributes B , the minimal elements of B by \prec are also minimal by \prec' . For example, let \prec be the lexicographic ordering over pairs of integers: $(a, b) \prec (c, d)$ iff $a < c$ or $a = c$ and $b < d$. A partial order \prec' that only compares the first components (*i.e.*, $(a, b) \prec' (c, d)$ iff $a < c$) satisfies condition (1). Note that condition (1) ensures that the solutions (*i.e.*, minimal elements) at any node in an SRP are also solutions at the same node in the abstract SRP, *i.e.*, the NRC abstractions over-approximate the behavior of an SRP.

The precision of the NRC abstractions varies according to the partial order used in the abstract SRP. Our least precise abstraction uses \prec^* , the partial order in which any two attributes are incomparable and ∞ is worse than all attributes. The corresponding abstract route selection procedure chooses *any* available route. The following example illustrates solutions of an abstract SRP \widehat{S}_{\prec^*} .

Example 4 (Abstract SRP \widehat{S}_{\prec^}).* Consider the example shown in Figure 3a, which shows simplified BGP attributes (pairs of local preference and path length) along with ∞ (which denotes no route), at the neighbors of a node u in some network. Figure 3b shows the Hasse diagrams for the partially ordered sets comprising these attributes for two partial orders: (1) \prec , the partial order in the standard (concrete) SRP (lifted to A_∞) that models BGP's route selection procedure (described in Appendix A), shown on the left, and (2) \prec^* , the partial order corresponding to choosing any available route (defined above), shown on the right. Attributes appearing lower in the Hasse diagram are considered better. Hence, in the concrete SRP, u will select $(200, 10)$. In the abstract SRP, any element that is minimal by \prec^* can be a part of a solution, so u nondeterministically selects one of the routes it receives. Observe that $(200, 10)$, the solution

for u in the concrete SRP, is *guaranteed* to be one of the solutions for u in the abstract SRP. This over-approximation due to condition (1) ensures that our abstraction is sound, *i.e.*, it will not miss any property violations.

Verification with the NRC abstractions. To verify that a property holds in a given network using an abstraction \prec' , we construct an SMT formula \widehat{N} such that satisfying assignments of \widehat{N} are solutions of the abstract SRP $\widehat{S}_{\prec'}$ for the network, and conjoin it with the negation of an encoding of the property P to get a formula $F = \widehat{N} \wedge \neg P$. If F is unsatisfiable, then all abstract SRP solutions satisfy the property and verification is successful. Otherwise, we report a violation and return the satisfying assignment.

Our approach is sound for properties that hold for all stable states of a network, *i.e.*, properties of the form $\forall \mathcal{L} \in \text{Sol}(S). P(\mathcal{L})$, where $\text{Sol}(S)$ denotes the SRP solutions for the network. Note that, like Minesweeper [14], our approach only models the stable states of a network, and cannot verify properties over transient states that arise before the routing protocol converges.

Lemma 1. *[Over-approximation] For an SRP S and a corresponding abstract SRP $\widehat{S}_{\prec'}$ with solutions $\text{Sol}(S)$ and $\text{Sol}(\widehat{S}_{\prec'})$ respectively, $\text{Sol}(S) \subseteq \text{Sol}(\widehat{S}_{\prec'})$.*

The proof follows from the definition of SRP solutions and the over-approximation ensured by condition (1) (the complete proof is in Appendix B).

Theorem 1. *[Soundness] Given SMT formulas \widehat{N} and N modeling the abstract and concrete SRPs, respectively, and an SMT formula P encoding the property to be verified, if $\widehat{N} \wedge \neg P$ is unsatisfiable, then $N \wedge \neg P$ is also unsatisfiable.*

The proof follows directly from Lemma 1 and is presented in Appendix B.

Verification under failures. We model link failures using ∞ , which denotes no route (device failures are modeled by failures of all incident links). Let F denote the set of failed links. Given SRP $S = (G, A, a_d, \prec, \text{trans})$, we model network behavior under failures of edges in F using an SRP $S_F = (G, A, a_d, \prec, \text{trans}_F)$ where trans_F models failed links by returning ∞ along edges in F , and is the same as trans for other edges. To model failures of links in F using our abstraction, we define the abstract SRP for S_F , $\widehat{S}_{\prec'_F} = (G, A, a_d, \prec', \text{trans}_F)$; it only differs from S_F in the partial order \prec' . Since Lemma 1 holds for an arbitrary concrete SRP S , it holds for S_F , *i.e.*, any solution of S_F is also a solution of $\widehat{S}_{\prec'_F}$. Hence, the NRC abstractions are sound for verification under specified failures.

Hierarchy of NRC abstractions. The least precise NRC abstraction uses the partial order \prec^* defined above, which corresponds to choosing any available route. More precise abstractions can be obtained by modeling the route selection procedure *partially* rather than choosing any route nondeterministically. Figure 4 shows partial orders and the corresponding route selection procedures (presented as steps in a ranking function) for OSPF and BGP, ordered from the least precise (\prec^*) to the most precise (\prec). For example, $\prec_{(lp, pathlen)}$ corresponds to

the first two steps of BGP’s route selection procedure (described in Appendix A), *i.e.*, it is a two-step ranking function which first finds routes with maximum local preference, and from these routes, selects one with minimum path length. Abstractions higher up in the hierarchy are more precise (*i.e.*, result in fewer false positives) as they model more of the route selection procedure, but are more expensive as their SMT encodings involve more variables and constraints. This tradeoff between precision and performance in the NRC abstractions is evident in our experiments: verification with the $\prec_{(lp)}$ partial order was successful on all networks for which verification with \prec^* gave false positives (§6.2), but took up to 2.7x more time than verification with \prec^* .

Protocol	Partial order	Best route (lexicographic ordering)
OSPF	\prec^*	Any (nondeterministic choice)
	$\prec_{pathcost}$	min path cost
	\prec_{ospf}	min path cost, min router id
BGP	\prec^*	Any (nondeterministic choice)
	$\prec_{(lp)}$	max lp (local preference)
	$\prec_{(lp,pathlen)}$	max lp, min path length
	$\prec_{(lp,pathlen,MED)}$	max lp, min path length, min MED
	\prec_{bgp}	max lp, min path length, min MED, min router ID

Fig. 4: Hierarchy of NRC abstractions for OSPF and BGP Protocols.

Abstraction refinement. If verification with a specific abstraction fails, we first *validate* the reported counterexample in the concrete SRP by checking if each node actually chose the best route. Note that the selected routes in the counterexample may contain only some fields, depending on the abstraction used. We first find the values of the other fields and the set of available routes by applying the transfer functions along the edges in the counterexample, starting from the destination router (*i.e.*, by effectively simulating the counterexample on the concrete SRP). We then check if all routers selected the best route that they received. If this is the case, we have found a stable solution in the concrete SRP that violates the property; if not, the counterexample is *spurious*. We can eliminate the spurious counterexample by adding a blocking clause (*i.e.*, the negation of the variable assignment corresponding to the counterexample), and repeat verification with the same abstraction in a CEGAR [19] loop. However, this could take many iterations to terminate. Instead, we suggest choosing a more precise abstraction which is higher up in the NRC hierarchy. We could potentially use a *local* refinement procedure that uses a higher-precision abstraction only at certain routers, based on the counterexample. We plan to explore this and other ways of counterexample-guided abstraction refinement in future work.

5 SMT Encodings

In this section we present SMT encodings for an abstract SRP based on symbolic graphs, as well as encodings of properties addressed in this paper, such as reachability and policy properties. We begin by providing definitions for a symbolic graph and its solutions.

Definition 3 (Symbolic graph [13]). A symbolic graph \mathcal{G}_{RE} is a tuple (G, RE) where $G = (V, E)$ is a graph representing the network topology and $RE = \{re_{uv} \mid (u, v) \in E\}$ is a set of Boolean routing edge variables.

Definition 4 (Symbolic graph solutions [13]). A symbolic graph $\mathcal{G}_{RE} = (G, RE)$ and a formula F over RE has solutions $Sol(\mathcal{G}_{RE}, F)$ which are subgraphs of G defined by assignments to RE that satisfy F , such that an edge (u, v) is in a solution subgraph iff $re_{uv} = 1$ in the corresponding satisfying assignment.

5.1 Routing Constraints on Symbolic Graphs

We now describe how to construct an SMT formula \hat{N} such that the symbolic graph solutions $Sol(\mathcal{G}_{RE}, \hat{N})$ correspond to solutions of the abstract SRP for the network, where \mathcal{G}_{RE} is the symbolic graph for the network topology G . Our formulation consists of constraints grouped into the following categories (the complete formulation is summarized in Figure 5):

- **Routing choice constraints:** Each node other than the destination either chooses a route from a neighbor or chooses *None* (which denotes no route). We use a variable $nChoice$ at each node to denote either the selected neighbor or *None*. The routing edge re_{vu} is true if and only if u chooses a route from v , i.e., $nChoice_u = nID(u, v)$, where $nID(u, v)$ denotes u 's neighbor ID for v .
- **Route availability constraints:** If a node u chooses the route from its neighbor v , then v must have a route to the destination. This ensures that symbolic graph solutions are trees rooted at the destination vertex. If all neighbors v of u either don't have a route ($\neg hasRoute_v$) or the route is dropped from v to u ($routeDropped_{vu}$), then u must choose *None*.
- **Attribute transfer and route filtering constraints:** If u selects the route from its neighbor v (i.e., $re_{vu} = 1$), the route should not be dropped along the edge (v, u) and the transfer function must relate the attributes of u and v , ensuring that symbolic graph solutions respect route filtering policies. The attribute at the destination is the initial route announcement a_d .

Our formulation is parameterized by three placeholders: $hasRoute_v$, which is true iff v receives a route from the destination; $trans_{vu}$, the transfer function along edge (v, u) ; and $routeDropped_{vu}$, which models route filtering along edge (v, u) . Of these, $trans_{vu}$ and $routeDropped_{vu}$ depend on the network protocol and configuration. (These are shown in detail in Appendix C for the network in Figure 1b.) The encodings of $hasRoute$ are described in the next subsection.

Abstract SRP $\widehat{S} = (G, A, a_d, \prec', trans), G = (V, E, d)$

Symbolic graph $\mathcal{G}_{RE} = (G, RE)$

Variables

$attr1_u, attr2_u, \dots$: bit vector *route announcement fields, $\forall u \in V$*
 $nChoice_u$: bit vector *neighbor choices, $\forall u \in V \setminus \{d\}$*
 $hasRoute_u$: Boolean *placeholder for route availability, $\forall u \in V$*
 $routeDropped_{uv}$: Boolean *route dropped along an edge, $\forall (u, v) \in E$*

Constants

$nID(u, v)$: integer *u 's neighbor ID for v , $\forall (u, v) \in E$*
 $None_u$: integer *special ID denoting no neighbor, $\forall u \in V$*

Routing choice constraints

$$\left(\bigvee_{(v,u) \in E} nChoice_u = nID(u, v) \right) \vee nChoice_u = None_u \quad (2)$$

$$nChoice_u = nID(u, v) \leftrightarrow re_{vu} \quad (3)$$

$$\neg re_{vd} \quad \forall (v, d) \in E \quad (4)$$

Route availability constraints

$$nChoice_u = nID(u, v) \rightarrow hasRoute_v \quad (5)$$

$$nChoice_u = None_u \leftrightarrow$$

$$\bigwedge_{(v,u) \in E} \neg hasRoute_v \vee routeDropped_{vu} \quad (6)$$

Attribute transfer and route filtering constraints

$$re_{vu} \rightarrow attr_u = trans_{vu}(attr_v) \quad (7)$$

$$re_{vu} \rightarrow \neg routeDropped_{vu} \quad (8)$$

$$attr_d = a_d \quad (9)$$

Solver-specific constraints

(a) SMT solvers with graph theory support (e.g., MonoSAT):

$$\forall u \in V, hasRoute_u \leftrightarrow \mathcal{G}_{RE}.reaches(d, u) \quad (10)$$

(b) SMT solvers without graph theory support (e.g., Z3):

$$hasRoute_d \quad (11)$$

$$\forall u \neq d, hasRoute_u \leftrightarrow \bigvee_{(v,u) \in E} hasRoute_v \wedge re_{vu} \quad (12)$$

$$rank_d = 0 \quad (13)$$

$$\forall (v, u) \in E, re_{vu} \rightarrow rank_u = (rank_v + 1) \quad (14)$$

Fig. 5: SMT encoding for abstract SRP

5.2 Solver-specific Constraints

We have two encodings of the placeholder *hasRoute*, depending on whether the SMT solver has graph theory support. Additionally, we leverage graph-based reasoning to concisely encode transfer functions that use regular expressions over the AS path. This is a commonly used feature in BGP policies, but is not supported by most control plane verification tools.

SMT solvers with graph theory support.

Route availability placeholder. We use the reachability predicate $\mathcal{G}_{RE}.reaches$ to encode route availability: *hasRoute_v* (i.e., node v has a route to destination d) if and only if $\mathcal{G}_{RE}.reaches(d, v)$ (i.e., there is a path from d to v in the symbolic graph \mathcal{G}_{RE}).

Regular expressions over AS path. We can support regular expressions that specify that the AS path contains certain ASes or sequences of ASes by using the *RE* variables and the reachability predicate without introducing any additional variables. For example, the regular expression “ $.^*ab.^*c.^*d.^*$ ” (where ‘.’ matches any character and ‘*’ denotes 0 or more occurrences of the preceding character) matches any path that traverses the edge (a, b) and then passes through nodes c and d. Existing SMT encodings would require additional variables to track a sequence of nodes in the AS path, but we can encode this concisely as: $re_{ab} \wedge \mathcal{G}_{RE}.reaches(b, c) \wedge \mathcal{G}_{RE}.reaches(c, d)$.

Standard SMT solvers. For standard SMT solvers without specialized support for graph-based reasoning, such as Z3 [22], we interpret the placeholder *hasRoute* as a reachability marker which indicates whether the node has received a route announcement, and add constraints to ensure that the marker is suitably propagated in the symbolic graph. To prevent solutions with loops, we use another variable, *rank*, at each node to track the length of the path along with additional constraints (shown in Figure 5).

Loop prevention. In BGP, routing loops are prevented by tracking the list of ASes (autonomous systems) in the path using the AS path attribute; routers drop route announcements if the AS path contains their AS. To model BGP’s loop prevention mechanism exactly, Minesweeper’s [14] SMT encoding would require $O(N^2)$ additional variables (where N is the number of routers in the network) to track, for each router, the set of routers in the AS path. As this is expensive, Minesweeper [14] uses an optimization that relies on the route selection procedure to prevent loops when routers use the default local preference: the shorter loop-free path will be selected, as routes with shorter path length are preferred. Our encodings for *hasRoute* model BGP’s loop prevention mechanism exactly with much fewer than $O(N^2)$ additional variables: the MonoSAT encoding does not need any additional variables and our Z3 encoding uses $O(N)$ additional variables (*rank*) to prevent symbolic graph solutions with loops.

5.3 Benefits of the NRC abstractions in SMT solving

The NRC abstractions provide the following benefits in improving SMT solver performance and scalability.

Fewer attributes. The most direct benefit is that many route announcement fields become irrelevant and can be removed from the network model, resulting in smaller SMT formulas. Specifically, all fields required to model *route filtering* (*i.e.*, the dropping of route announcements) and the property of interest are retained, but fields that are used only for route selection (*e.g.*, local preference and path length) can be removed depending on the specific abstraction.

Expensive transfers can be avoided during SMT search. Once a neighbor is selected during the SMT search, then transfers of attributes from other neighbors become irrelevant. An attribute transfer constraint has the re variable on the left hand side of an implication (7). Thus, if re_{vu} is assigned false (*i.e.*, v is not selected) during the search, the constraint is trivially satisfied and the transfer function (on the right side) becomes irrelevant, thereby improving solver performance. In contrast, without any abstraction, each node *must* consider transfers of attributes from *all* neighbors to pick the best route.

5.4 Encoding Properties for Verification

Reachability. We encode the property that a node u can reach destination d by asserting its negation: $nChoice_u = None_u$.

Non-reachability/Isolation. We encode the property that a node u can never reach the destination d by asserting its negation: $nChoice_u \neq None_u$.

No-transit property. Routing policies between autonomous systems (ASes) are typically influenced by business relationships between them, such as provider-customer or peer-peer. A provider AS is paid to carry traffic to and from its customers, while peer ASes exchange traffic between themselves and their customers without any charge. The BGP policies (Gao-Rexford conditions [25,18]) between ASes usually ensure that an AS does not carry traffic from one peer or provider to another. This is called a *no-transit* property; its negation is encoded as the constraint:

$$\bigvee_{u \in V} \bigvee_{\substack{v, w \in PeerProv(u), \\ v \neq w}} re_{vu} \wedge re_{uw} \quad (15)$$

where $PeerProv(u)$ is the set of neighbors of u that are its peers or providers.

Policy properties. A BGP policy can be defined by assigning a particular meaning to specific community tags. Policy properties can then be checked by asserting a formula over the community attribute at a node.

Example 5 (Valley-free policy in data center networks). The valley-free policy prevents paths that have valleys, *i.e.*, paths which go up, down, and up again between the layers of a FatTree network topology [6,17]; a valley-free path is highlighted (in green) in Figure 6a which shows a FatTree topology. The lower two layers of the FatTree are grouped into pods; three pods are shown in Figure 6a. An implementation of the valley-free policy using the community attribute c in

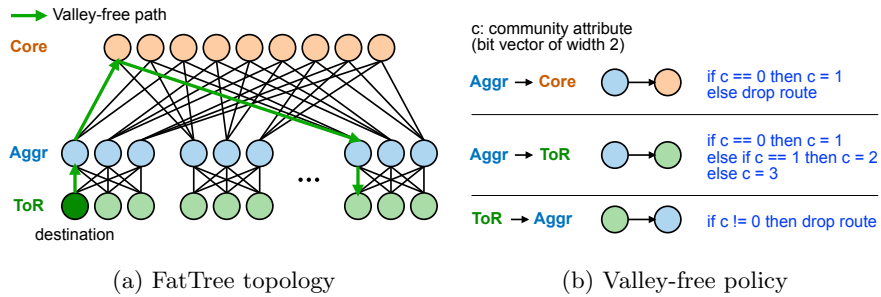


Fig. 6: Example data center network with a valley-free policy.

BGP is shown in Figure 6b. A path between ToR (top-of-rack) routers in different pods that contains a valley will pass through at least 3 Aggr (aggregation) routers and will have $c = 3$ (with the logic for updating c as shown in Figure 6b). Hence, the valley-free property at a node u is checked by asserting its negation: $comm_u = 3$.

6 Implementation and Evaluation

We implemented our SMT encoding (§5) for the abstract SRP with the NRC abstractions, and extended it for the concrete SRP using additional constraints (described in Appendix E) in our prototype tool, ACORN. It uses the Python APIs of the MonoSAT and Z3 solvers. The tool input is an intermediate representation (IR) of a network topology and configurations that represents routing policy using match-action rules³, similar to the route-map constructs in Cisco’s configuration language. (Our IR will serve as a target for front-ends such as Batfish [24] and NV [28] in future work.)

In our evaluation, we measure the effectiveness of the NRC abstractions and use two different back-end SMT solvers – MonoSAT and Z3 (with bitvector theory and bit-blasting enabled). We consider the following four settings in our experiments:

1. **abs_mono**: with NRC abstraction (\prec^*), using MonoSAT
2. **abs_z3**: with NRC abstraction (\prec^*), using Z3
3. **mono**: without abstraction, using MonoSAT
4. **z3**: without abstraction, using Z3.

We evaluated ACORN on two types of benchmarks: (1) data center networks with FatTree topologies [6], with sizes ranging from 125 to 36,980 routers (FatTree parameter ranging from $k=10$ to $k=172$), and (2) wide area networks comprising topologies from Topology Zoo [36], and a new set of benchmark examples that we created using parts of the Internet reported by BGPStream [2]

³ Our IR and benchmarks are described in Appendix D, and are publicly available [1].

to have been involved in misconfiguration incidents. More details of our benchmark examples are provided in Appendix D. We also compared ACORN with two state-of-the-art control plane verifiers on the data center benchmarks. In this comparison, the no-abstraction settings indicate the effectiveness of our symbolic graph-based SMT encoding, which is distinct from other SMT-based tools. All experiments were run on a Mac laptop with a 2.3 GHz Intel i7 processor and 16 GB memory.

6.1 Data Center Benchmarks

We generated data center benchmark examples with FatTree topologies [6] with well-known policies (used in prior work). These include: (1) a shortest-path routing policy, (2) the valley-free policy described in example 5, (3) an extension of the valley-free policy that uses regular expressions to enforce isolation between a FatTree pod and an external router connected to the core routers of the FatTree, and (4) a buggy valley-free policy in which routers in the last pod cannot reach routers in other pods. We checked reachability between a router in the first pod and a router in the last pod for all policies, and a policy-based property for (2) and (3). The results are shown in Figure 7, with each graph showing the number of nodes on the x-axis and the verification time (in seconds) on the y-axis.

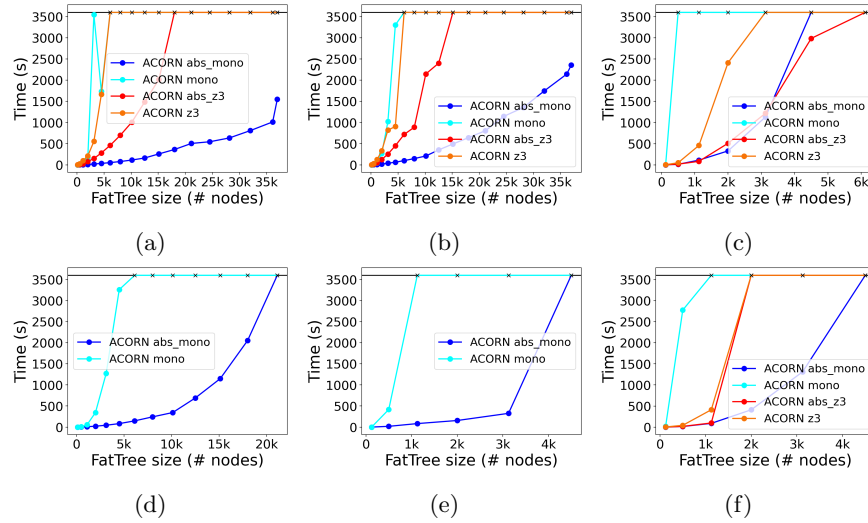


Fig. 7: Results for data center network examples: (a) Reachability with shortest-path routing, (b) Reachability with valley-free policy, (c) Valley-free property, (d) Reachability with isolation policy, (e) Isolation property, and (f) Reachability with a buggy valley-free policy.

Reachability for shortest-path routing and valley-free policies. The results are shown in Figures 7a, 7b, and 7d for the shortest-path routing policy, valley-free policy, and valley-free policy with isolation respectively. For both solvers, the abstract settings successfully verify reachability without any false positives and scale much better than the respective no-abstraction settings, showing that using the NRC abstraction is a clear win. For both policies, `abs_mono` scales much better than `abs_z3` (we only ran the MonoSAT settings on the isolation policy examples as our encoding of regular expressions requires graph theory support). Our `abs_mono` setting verifies reachability in a FatTree with 36,980 nodes running the valley-free policy in 40 minutes while `abs_z3` times out for a FatTree with 15,125 nodes. This shows the effectiveness of our symbolic graph-based SMT encoding that can leverage graph-based reasoning in MonoSAT for checking reachability, which is an important property that network operators care about.

Reachability for a buggy valley-free policy. We introduced a bug in the valley-free policy described earlier, where ToR routers in the last pod erroneously drop routes that do not have a community value of 0. Since routes with a destination in another pod have a community value of 2, these routes will get dropped. Our tool correctly reports that the destination is unreachable and provides a counterexample. The results are shown in Figure 7f. Our `abs_mono` setting can check a network with 3,000 nodes within an hour, while both the no-abstraction settings are worse, and cannot check a network with 2,000 nodes within an hour. With the MonoSAT solver, our abstract setting is up to 190x faster than the no-abstraction setting, showing that our abstraction is effective even in cases when the network violates a reachability property.

Policy properties. For the valley-free policy examples, we checked the valley-free policy property (§5.4). For the isolation policy examples, we checked isolation between a ToR router and the external router. The results are shown in Figures 7c and 7e, respectively. Again, the abstract settings verify both properties without false positives and outperform the respective no-abstraction settings, showing the benefit of using the NRC abstraction. For the valley-free policy property, where graph-based reasoning is likely not directly useful, `abs_z3` scales better than `abs_mono` and can verify a network with 4,500 nodes within 50 minutes while `abs_mono` times out. For both solvers, verifying reachability scales relatively better than verifying the policy-based properties.

Summary of results. Our experiments show that for both solvers and for all properties – reachability, as well as policy-based properties – using the NRC abstraction gives better performance than using the no-abstraction setting which computes the best route at each node. In these benchmarks, our abstract settings successfully verify all properties without any false positives. The relative performance gains of the NRC abstraction are stronger for verifying reachability properties. In particular, with the MonoSAT solver, the NRC abstraction can achieve a relative speed-up of 52x for verifying reachability (when verification completes successfully within a 1 hour timeout for both abstract and non-abstract settings).

Also, MonoSAT performed better than Z3 by up to 10x, demonstrating that it paid off in such cases to use SMT encodings that leverage graph-based reasoning. In terms of network size, for both solvers, the no-abstraction setting times out beyond 4,500 nodes for reachability verification, while the abstract setting scales up to about 37,000 nodes for the shortest-path and valley-free policies, and up to 18,000 nodes for the isolation policy with regular expressions.

6.2 Wide Area Networks

To evaluate ACORN on less regular network topologies than data centers, we also conducted experiments on wide area network benchmarks. These typically have relatively small sizes and are not easily parameterized, unlike data center topologies. We considered two sets of benchmarks: (1) networks from Topology Zoo [36], which we annotated with business relationships, and (2) example networks based on parts of the Internet that were involved in misconfiguration incidents as reported on BGPStream [2], with business relationships provided by the CAIDA AS relationships dataset [3]. For both sets of benchmarks, we used the BGP policy shown in Figure 8a, which implements the Gao-Rexford conditions [25] that guarantee BGP convergence: (1) routes from peers and providers are not exported to other peers and providers, and (2) routes from customers are preferred over routes from peers, which are preferred over routes from providers. We checked two properties: reachability of all nodes to a destination, and the no-transit property (§5.4).

Topology Zoo networks. We considered 10 of the larger examples from Topology Zoo [36], with sizes ranging from 22 to 79 routers. Since these describe only the topology, we created policies by annotating them with business relationships. All settings take less than 0.5s for both properties (detailed results are in Appendix D). Note that due to smaller sizes, the runtimes are much faster than the runtimes for the data center benchmarks. Even here, the abstract settings are up to 3x faster than the respective no-abstraction settings, and successfully verify both properties without any false positives.

Networks from BGPStream. We created 10 new benchmarks based on parts of the Internet in which BGPStream [2] detected possible BGP hijacking incidents, and used publicly available business relationships (CAIDA AS Relationships dataset [3]). (This requires manual effort; we plan to create more benchmarks in future work.) The results are shown in Figures 8b and 8c, with the number of nodes (ASes) shown on the x-axis and verification time in seconds shown on the y-axis on a log scale. The abstract settings successfully verified reachability in 6 out of 10 benchmarks and reported false positives in 4 (indicated by triangular markers in Figure 8b). Both abstract settings performed better than the respective no-abstraction settings, with relative speedups of up to 323x for MonoSAT and 3x for Z3 (when successful). Both abstract settings successfully verified the no-transit property for all networks, with `abs_mono` performing much better (by up to 120x) than `mono`, while `abs_z3` performs better than `z3` for some networks, but worse than `z3` for others. It is clear from Fig-

ure 8b that the NRC abstraction significantly improves verification performance for both solvers for checking reachability.

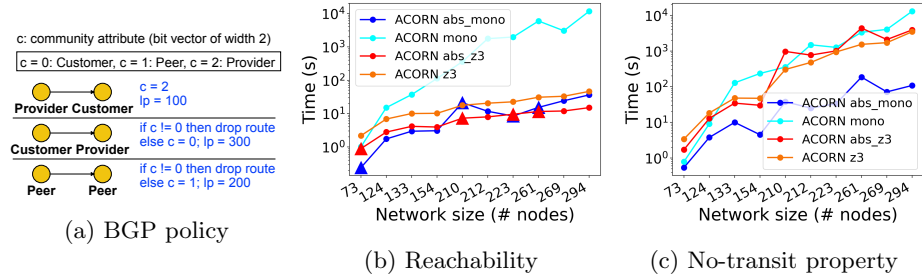


Fig. 8: BGP policy and results for wide area networks from BGPStream.

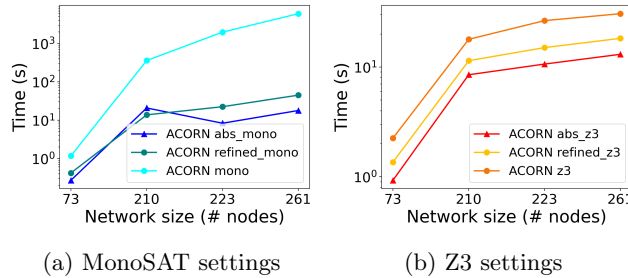


Fig. 9: Results for refinement of examples with false positives.

For the four benchmarks that gave false positives using the \prec^* abstraction, we used the $\prec_{(lp)}$ abstraction in which all routers select routes with the highest local preference but without modeling path length and other fields. The results for both solvers and all three settings (abstract, refined, and non-abstract) are shown in Figure 9, where the number of nodes is shown on the x-axis, verification time in seconds on the y-axis (log scale) and triangular markers denote false positives. Note that our $\prec_{(lp)}$ abstraction successfully verifies reachability for all four benchmarks, with relative speedups (over no abstraction) of up to 133x for MonoSAT and 1.76x for Z3, and relative slowdowns (over the least precise abstract setting) of up to 2.7x for MonoSAT and 1.5x for Z3. These results demonstrate the precision-cost tradeoff enabled by ACORN.

6.3 Comparison with Existing Tools

To place the performance of ACORN in the context of existing tools, we compared it with two publicly available state-of-the-art control plane verifiers: NV [28]

and ShapeShifter [16] (other related tools FastPlane [39] and Hoyan [56] are not publicly available). ShapeShifter uses abstract interpretation [21] to abstract routing messages and implements a fast simulator that uses BDDs to represent sets of routing messages. NV is a functional programming language for modeling and verifying network control planes, and provides a simulator (based on Multi-Terminal BDDs but without abstraction of routing messages) and an SMT-based verifier that uses Z3 [22]. NV’s SMT engine has been shown to perform better than Minesweeper [28]. NV performs a series of front-end transformations to generate an SMT formula, but its encoding is not based on symbolic graphs. Thus, a comparison of our no-abstraction settings against NV_SMT indicates the effectiveness of our SMT encodings. For a fair comparison, we only report NV’s SMT solving time (and ignore the front-end processing time).

For the evaluations, we used much larger FatTree topologies ($\approx 37,000$ nodes) than prior work, with the same common policies – shortest-path and valley-free routing. For the data center benchmarks (described earlier, §6.1), we generated corresponding input formats for ShapeShifter and NV (also publicly available [1]), such that the routing fields in corresponding inputs are the same for all three tools. (We did not use benchmarks from NV’s repository because its input format is different from our tool. Also, the largest benchmark in the NV repository has 2000 nodes, while we wanted to experiment with larger sizes.)

The results for the shortest-path routing and valley-free policies are shown in Figure 10 where the number of nodes is shown on the x-axis, verification time in seconds on the y-axis (log scale), timeouts indicated by ‘x’, and out-of-memory indicated by ‘OOM’. (ShapeShifter and NV could not be applied on the isolation benchmarks as they do not support regular expressions over AS paths.) Note that both NV and ShapeShifter run out of memory for networks with more

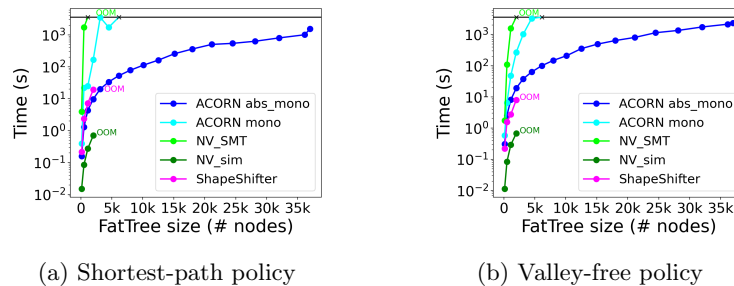


Fig. 10: Comparison of tools on data center examples

than 3,000 nodes while ACORN’s mono and abs_mono settings can verify larger networks with 4,500 nodes and 36,980 nodes, respectively. The performance of our abs_mono setting shows that SMT-based methods for network control plane verification can scale to large networks with tens of thousands of nodes.

6.4 Discussion and Limitations

ACORN is sound for properties that hold for all *stable* states of a network, *i.e.*, properties of the form $\forall s P(s)$ where s is a stable state, such as reachability, policy-based properties, device equivalence, and way-pointing. Like many SMT-based tools, ACORN cannot verify properties over *transient* states that arise before convergence. For verification to be effective, the selected abstraction should model the fields relevant to the property of interest. For checking reachability, our least precise abstraction works well in practice; to verify a property about the path length between two routers a user should use an abstraction that models path length (otherwise our verification procedure would give a false positive). We have shown that our abstractions are sound under specified failures; however, our tool does not yet model failures. We plan to extend our SMT encodings to model link/device failures in future work.

7 Related Work

Our work is related to other efforts in network verification and use of nondeterministic abstractions for verification.

Distributed control plane verification. These methods [54,55,23,42,14,28] aim to verify all data planes that emerge from the control plane. Simulation-based tools [24,43,39,28] work with a concrete environment, *i.e.*, a set of external announcements from neighboring networks. Although they are fast and can handle large networks, in practice they can miss errors that are triggered only under certain environments.

In particular, FASTPLANE [39] can scale to large data centers (results shown for ≈ 2000 nodes) by applying a generalized shortest-path algorithm to simulate BGP route selection and propagation. However, it requires the network policy to be monotonic, *i.e.*, a route announcement’s preference decreases on traversing any edge in the network. Our approach does not require the network policy to be monotonic.

Another recent work called HOYAN [56] uses a hybrid simulation and SMT-based approach. It too keeps track of multiple route announcements received at each router to check reachability under failures, but in the context of the given simulation. Although it does not consider all possible environments, it has been deployed in a real-world WAN (with $O(100)$ nodes) and offers additional capabilities for finding inconsistencies in network models due to vendor-specific behaviors of devices.

The ShapeShifter [16] work is the closest to ours in terms of route abstractions, but it does not use SMT-based verification and does not scale as well as our tool (§6.3). We allow all routing choices at a node, while ShapeShifter uses a conservative abstraction of the best choice for soundness. Allowing all routing choices provides more flexibility in tracking correlated choices across different nodes, much as SMT-based program verification allows path-sensitivity for more precision, in comparison to path-insensitive static analysis. As an example, ShapeShifter’s ternary abstraction for community tags (which abstracts

each community tag bit to $\{0, 1, *\}$) would result in a false positive on Example 2 in Figure 1b (§2), while ACORN verifies it correctly.

An earlier work, Bagpipe [55], verifies BGP policies using symbolic execution and can verify properties over stable as well as transient states of a network. It uses a simplified BGP route selection procedure that chooses routes with maximum local preference, but does not break ties on other fields such as path length, choosing a route nondeterministically in that case. This is similar to our NRC abstraction using partial order $\prec_{(lp)}$. However, our abstraction hierarchy is more general and can be applied to any routing protocol.

Other tools have proposed different abstractions and optimizations. ARC [26] proposed a graph-based abstraction and uses graph algorithms to check properties such as reachability and fault tolerance, but it does not support protocol features such as local preferences or community tags. Its abstraction has been extended to support quantitative properties in QARC [48], but with similarly restricted support for protocol features. Tiramisu [4] uses a similar graph-based representation as ARC, but with multiple layers to capture inter-protocol dependencies. It was shown to scale better than many state-of-the-art verifiers; however, results were shown only on relatively small networks with up to a few hundred devices. Plankton [42] uses explicit-state model checking to exhaustively explore all possible converged states of the control plane and implements several optimizations to reduce the size of the search space. Bonsai [15] proposed a symmetry-based abstraction to compress the network control plane. However, even when a network topology is symmetric, the network policy could break symmetry, making Bonsai’s compression technique less effective. In comparison, our NRC abstractions do not rely on symmetry.

There has been some recent work [51,52,50] on using modular verification techniques to improve the scalability of verification. The core ideas in modular verification are orthogonal to our work, and could potentially be combined with abstractions. Among these efforts, LIGHTYEAR[50] also verifies BGP policies using an over-approximation that allows routers to choose any received route – this corresponds to our NRC abstraction with partial order \prec^* . However, unlike our approach, it requires a user to provide suitable invariants.

As far as we know, none of these prior efforts have been shown to verify networks with more than 4,500 devices.

Data plane verification. These efforts [34,40,7,35,33,8,58,38] model the data forwarding rules and check properties such as reachability, absence of routing loops, absence of black holes, etc. Although there are differences in coverage of various network design features, properties, and techniques (symbolic simulation, model checking, SAT/SMT-based queries), many such methods have been shown to successfully handle the scale and complexity of real-world networks. Similar to these methods, our least precise abstraction does not model the route selection procedure, but we verify all data planes that emerge from the control plane, not just one snapshot.

Nondeterminism and abstractions. Nondeterminism has been used to abstract behavior in many different settings in software and hardware verification.

Examples include control flow nondeterminism in Boolean program abstractions in SLAM [11], a sequentialization technique [37] that converts control nondeterminism (*i.e.*, interleavings in a concurrent program) to data nondeterminism, and a localization abstraction [20] in hardware designs. Our NRC abstractions use route nondeterminism to soundly abstract network control plane behavior.

8 Conclusions and Future Directions

The main motivation for our work is to provide full symbolic verification of network control planes that can scale to large networks. Our approach is centered around two core contributions: a hierarchy of nondeterministic abstractions, and a new SMT encoding that can leverage specialized SMT solvers with graph theory support. Our tool, ACORN, has verified reachability (an important property for network operators) on data center benchmarks (with FatTree topologies and commonly used policies) with $\approx 37,000$ routers, which far exceeds what has been shown by existing related tools. Our evaluation shows that our abstraction performs *uniformly better* than no abstraction for verifying reachability on different network topologies and policies, and with two different SMT solvers. In future work, we plan to consider verification under failures, and combine our abstractions with techniques based on modular verification of network control planes.

References

1. ACORN benchmark repository. https://github.com/divya-urs/ACORN_benchmarks
2. BGP Stream. <https://bgpstream.com>
3. The CAIDA AS Relationships Dataset, May 1 2021. <https://www.caida.org/catalog/datasets/as-relationships/>
4. Abhashkumar, A., Gember-Jacobson, A., Akella, A.: Tiramisu: Fast multilayer network verification. In: 17th {USENIX} Symposium on Networked Systems Design and Implementation ({NSDI} 20). pp. 201–219 (2020)
5. Abhashkumar, A., Subramanian, K., Andreyev, A., Kim, H., Salem, N.K., Yang, J., Lapukhov, P., Akella, A., Zeng, H.: Running BGP in data centers at scale. In: 18th USENIX Symposium on Networked Systems Design and Implementation (NSDI 21). pp. 65–81. USENIX Association (2021)
6. Al-Fares, M., Loukissas, A., Vahdat, A.: A scalable, commodity data center network architecture. In: SIGCOMM (2008)
7. Al-Shaer, E., Al-Haj, S.: FlowChecker: configuration analysis and verification of federated openflow infrastructures. In: 3rd ACM Workshop on Assurable and Usable Security Configuration, SafeConfig 2010. pp. 37–44 (2010)
8. Anderson, C.J., Foster, N., Guha, A., Jeannin, J.B., Kozen, D., Schlesinger, C., Walker, D.: NetKAT: Semantic foundations for networks. In: POPL (2014)
9. Anderson, M.: Time warner cable says outages largely resolved. <http://www.seattletimes.com/business/time-warner-cable-says-outages-largely-resolved> (2014)

10. Backes, J., Bayless, S., Cook, B., Dodge, C., Gacek, A., Hu, A.J., Kahsai, T., Kocik, B., Kotelnikov, E., Kukovec, J., McLaughlin, S., Reed, J., Rungta, N., Sizemore, J., Stalzer, M.A., Srinivasan, P., Subotic, P., Varming, C., Whaley, B.: Reachability analysis for aws-based networks. In: *Computer Aided Verification (CAV), Proceedings, Part II*. pp. 231–241 (2019)
11. Ball, T., Majumdar, R., Millstein, T.D., Rajamani, S.K.: Automatic predicate abstraction of C programs. In: *Proceedings of the 2001 ACM SIGPLAN Conference on Programming Language Design and Implementation (PLDI)*. pp. 203–213 (2001)
12. Bayless, S., Backes, J., DaCosta, D., Jones, B., Launchbury, N., Trentin, P., Jewell, K., Joshi, S., Zeng, M., Mathews, N.: Debugging network reachability with blocked paths. In: *International Conference on Computer Aided Verification*. pp. 851–862. Springer (2021)
13. Bayless, S., Bayless, N., Hoos, H.H., Hu, A.J.: SAT modulo monotonic theories. In: *Proceedings of the Twenty-Ninth AAAI Conference on Artificial Intelligence*. p. 3702–3709. AAAI’15 (2015)
14. Beckett, R., Gupta, A., Mahajan, R., Walker, D.: A general approach to network configuration verification. In: *SIGCOMM* (Aug 2017)
15. Beckett, R., Gupta, A., Mahajan, R., Walker, D.: Control plane compression. In: *Proceedings of the 2018 Conference of the ACM Special Interest Group on Data Communication*. p. 476–489. *SIGCOMM ’18* (2018)
16. Beckett, R., Gupta, A., Mahajan, R., Walker, D.: Abstract interpretation of distributed network control planes. *Proc. ACM Program. Lang.* **4**(POPL) (Dec 2019)
17. Beckett, R., Mahajan, R., Millstein, T., Padhye, J., Walker, D.: Don’t mind the gap: Bridging network-wide objectives and device-level configurations. In: *SIGCOMM* (2016)
18. Caesar, M., Rexford, J.: BGP routing policies in ISP networks. *Netwrk. Mag. of Global Internetwkg.* **19**(6), 5–11 (Nov 2005)
19. Clarke, E.M., Grumberg, O., Jha, S., Lu, Y., Veith, H.: Counterexample-guided abstraction refinement. In: *Computer Aided Verification, 12th International Conference, CAV, Proceedings*. pp. 154–169 (2000)
20. Clarke, E.M., Kurshan, R.P., Veith, H.: The localization reduction and counterexample-guided abstraction refinement. In: *Time for Verification, Essays in Memory of Amir Pnueli*. pp. 61–71 (2010)
21. Cousot, P., Cousot, R.: Abstract interpretation: A unified lattice model for static analysis of programs by construction or approximation of fixpoints. In: *Proceedings of the 4th ACM SIGACT-SIGPLAN Symposium on Principles of Programming Languages*. p. 238–252. *POPL ’77* (1977)
22. De Moura, L., Bjørner, N.: Z3: An efficient SMT solver. In: *TACAS* (2008)
23. Fayaz, S.K., Sharma, T., Fogel, A., Mahajan, R., Millstein, T., Sekar, V., Varghese, G.: Efficient network reachability analysis using a succinct control plane representation. In: *OSDI* (2016)
24. Fogel, A., Fung, S., Pedrosa, L., Walraed-Sullivan, M., Govindan, R., Mahajan, R., Millstein, T.: A general approach to network configuration analysis. In: *NSDI* (2015)
25. Gao, L., Rexford, J.: Stable internet routing without global coordination. In: *SIGMETRICS* (2000)
26. Gember-Jacobson, A., Viswanathan, R., Akella, A., Mahajan, R.: Fast control plane analysis using an abstract representation. In: *SIGCOMM* (2016)
27. Giannarakis, N., Beckett, R., Mahajan, R., Walker, D.: Efficient verification of network fault tolerance via counterexample-guided refinement. In: *CAV* (2019)

28. Giannarakis, N., Loehr, D., Beckett, R., Walker, D.: NV: An intermediate language for verification of network control planes. In: Proceedings of the 41st ACM SIGPLAN Conference on Programming Language Design and Implementation. p. 958–973. PLDI 2020 (2020)
29. Graham-Cumming, J.: Cloudflare outage on july 17, 2020. <https://blog.cloudflare.com/cloudflare-outage-on-july-17-2020/> (2020)
30. Griffin, T.G., Shepherd, F.B., Wilfong, G.: The stable paths problem and interdomain routing. *IEEE/ACM Trans. Networking* **10**(2) (2002)
31. Griffin, T.G., Sobrinho, J.L.: Metarouting. In: Proceedings of the 2005 Conference on Applications, Technologies, Architectures, and Protocols for Computer Communications. pp. 1–12 (Aug 2005)
32. Jayaraman, K., Bjørner, N., Padhye, J., Agrawal, A., Bhargava, A., Bissonnette, P.A.C., Foster, S., Helwer, A., Kasten, M., Lee, I., Namdhari, A., Niaz, H., Parkhi, A., Pinnamraju, H., Power, A., Raje, N.M., Sharma, P.: Validating datacenters at scale. In: Proceedings of the ACM Special Interest Group on Data Communication. pp. 200–213. SIGCOMM '19, ACM, New York, NY, USA (2019)
33. Kazemian, P., Chang, M., Zeng, H., Varghese, G., McKeown, N., Whyte, S.: Real time network policy checking using header space analysis. In: NSDI. pp. 99–112 (Apr 2013)
34. Kazemian, P., Varghese, G., McKeown, N.: Header space analysis: Static checking for networks. In: NSDI (2012)
35. Khurshid, A., Zou, X., Zhou, W., Caesar, M., Godfrey, P.B.: Veriflow: Verifying network-wide invariants in real time. In: NSDI (2013)
36. Knight, S., Nguyen, H.X., Falkner, N., Bowden, R., Roughan, M.: The internet topology zoo. *IEEE Journal on Selected Areas in Communications* **29**(9), 1765–1775 (2011)
37. Lal, A., Reps, T.W.: Reducing concurrent analysis under a context bound to sequential analysis. In: Computer Aided Verification, 20th International Conference, CAV, Proceedings. pp. 37–51 (2008)
38. Lopes, N.P., Bjørner, N., Godefroid, P., Jayaraman, K., Varghese, G.: Checking beliefs in dynamic networks. In: NSDI (2015)
39. Lopes, N.P., Rybalchenko, A.: Fast BGP simulation of large datacenters. In: Proc. of the 20th International Conference on Verification, Model Checking, and Abstract Interpretation (VMCAI) (Jan 2019)
40. Mai, H., Khurshid, A., Agarwal, R., Caesar, M., Godfrey, P.B., King, S.T.: Debugging the data plane with anteater. In: SIGCOMM (2011)
41. Peterson, L.L., Davie, B.S.: *Computer Networks, Fifth Edition: A Systems Approach*. 5th edn. (2011)
42. Prabhu, S., Chou, K.Y., Kheradmand, A., Godfrey, B., Caesar, M.: Plankton: Scalable network configuration verification through model checking. In: 17th {USENIX} Symposium on Networked Systems Design and Implementation ({NSDI} 20). pp. 953–967 (2020)
43. Quoitin, B., Uhlig, S.: Modeling the routing of an autonomous system with c-bgp. *Netw. Mag. of Global Internetwkg.* **19**(6), 12–19 (Nov 2005)
44. Ragan, S.: Bgp errors are to blame for monday’s twitter outage, not ddos attacks. <https://www.csoonline.com/article/3138934/security/bgp-errors-are-to-blame-for-monday-s-twitter-outage-not-ddos-attacks.html> (2016)
45. Roberts, D.: It’s been a week and customers are still mad at bb&t. <https://www.charlotteobserver.com/news/business/banking/article202616124.html> (2018)

46. Rockwell, N.: Summary of june 8 outage. <https://www.fastly.com/blog/summary-of-june-8-outage> (2021)
47. Sobrinho, J.a.L.: An algebraic theory of dynamic network routing. *IEEE/ACM Trans. Netw.* **13**(5), 1160–1173 (Oct 2005)
48. Subramanian, K., Abhashkumar, A., D’Antoni, L., Akella, A.: Detecting network load violations for distributed control planes. In: Proceedings of the ACM SIGPLAN International Conference on Programming Language Design and Implementation, PLDI. pp. 974–988 (2020)
49. Sverdlik, Y.: United says it outage resolved, dozen flights canceled monday. <https://www.datacenterknowledge.com/archives/2017/01/23/united-says-it-outage-resolved-dozen-flights-canceled-monday> (2017)
50. Tang, A., Beckett, R., Jayaraman, K., Millstein, T., Varghese, G.: Lightyear: Using modularity to scale bgp control plane verification. arXiv preprint arXiv:2204.09635 (2022)
51. Thijm, T.A., Beckett, R., Gupta, A., Walker, D.: Kirigami, the verifiable art of network cutting. arXiv preprint arXiv:2202.06098 (2022)
52. Thijm, T.A., Beckett, R., Gupta, A., Walker, D.: Modular control plane verification via temporal invariants. arXiv preprint arXiv:2204.10303 (2022)
53. Tian, B., Zhang, X., Zhai, E., Liu, H.H., Ye, Q., Wang, C., Wu, X., Ji, Z., Sang, Y., Zhang, M., Yu, D., Tian, C., Zheng, H., Zhao, B.Y.: Safely and automatically updating in-network acl configurations with intent language. In: Proceedings of the ACM Special Interest Group on Data Communication. p. 214–226. SIGCOMM ’19, Association for Computing Machinery (2019)
54. Wang, A., Jia, L., Zhou, W., Ren, Y., Loo, B.T., Rexford, J., Nigam, V., Scedrov, A., Talcott, C.L.: FSR: Formal analysis and implementation toolkit for safe inter-domain routing. *IEEE/ACM Trans. Networking* **20**(6) (2012)
55. Weitz, K., Woos, D., Torlak, E., Ernst, M.D., Krishnamurthy, A., Tatlock, Z.: Formal semantics and automated verification for the border gateway protocol. In: NetPL (2016)
56. Ye, F., Yu, D., Zhai, E., Liu, H.H., Tian, B., Ye, Q., Wang, C., Wu, X., Guo, T., Jin, C., She, D., Ma, Q., Cheng, B., Xu, H., Zhang, M., Wang, Z., Fonseca, R.: Accuracy, scalability, coverage: A practical configuration verifier on a global wan. In: Proceedings of the Annual Conference of the ACM Special Interest Group on Data Communication on the Applications, Technologies, Architectures, and Protocols for Computer Communication. p. 599–614. SIGCOMM ’20, Association for Computing Machinery, New York, NY, USA (2020). <https://doi.org/10.1145/3387514.3406217>, <https://doi.org/10.1145/3387514.3406217>
57. Zeng, H., Zhang, S., Ye, F., Jeyakumar, V., Ju, M., Liu, J., McKeown, N., Vahdat, A.: Libra: Divide and conquer to verify forwarding tables in huge networks. In: NSDI 14 (2014)
58. Zhang, S., Malik, S.: SAT based verification of network data planes. In: Automated Technology for Verification and Analysis (ATVA) (2013)

A BGP Overview

BGP is the protocol used for routing between *autonomous systems* (ASes) in the Internet. An autonomous system (AS) is a network controlled by a single administrative entity *e.g.*, the network of an Internet Service Provider (ISP) in a particular country, or a college campus network. A simplified version of the

decision process used to select best routes in BGP is shown in Table 1 [18]. A router compares two route announcements by comparing the attributes in each row of the table, starting from the first row. A route announcement with higher local preference is preferred, regardless of the values of other attributes; if two route announcements have equal local preference, then their path lengths will be compared. BGP allows routes to be associated with additional state via the community attribute, a list of string tags. Decisions can be taken based on the tags present in a route announcement; for example, a route announcement containing a particular tag can be dropped or the route preference can be altered (e.g., by increasing the local preference if a particular tag is present).

Step	Attribute	Description	Preference (Lower/Higher)
1	Local preference	An integer set locally and not propagated	Higher
2	AS path length	The number of ASes the route has passed through	Lower
3	Multi-exit Discriminator (MED)	An integer used to influence which link (among many) should be used between two ASes	Lower
4	Router ID	Unique identifier for a router used for tie breaking	Lower

Table 1: Simplified BGP decision process to select the best route [18]

B Proof of soundness of the NRC abstractions

Lemma 1. *[Over-approximation]* For an SRP S and a corresponding abstract SRP $\widehat{S}_{\prec'}$ with solutions $Sol(S)$ and $Sol(\widehat{S}_{\prec'})$ respectively, $Sol(S) \subseteq Sol(\widehat{S}_{\prec'})$.

Proof. We need to show that for each labeling \mathcal{L} , if $\mathcal{L} \in Sol(S)$ then $\mathcal{L} \in Sol(\widehat{S}_{\prec'})$. An SRP solution \mathcal{L} is defined by

$$\mathcal{L}(u) = \begin{cases} a_d & \text{if } u = d \\ \infty & \text{if } \text{attrs}_{\mathcal{L}}(u) = \emptyset \\ a \in \text{attrs}_{\mathcal{L}}(u), \text{ minimal by } \prec & \text{if } \text{attrs}_{\mathcal{L}}(u) \neq \emptyset \end{cases}$$

where $\text{attrs}_{\mathcal{L}}(u)$ is the set of attributes that u receives from its neighbors. The abstract SRP $\widehat{S}_{\prec'}$ differs from the SRP S only in the partial order. Therefore, to show that \mathcal{L} is a solution of $\widehat{S}_{\prec'}$, we need to show that if $\text{attrs}_{\mathcal{L}}(u) \neq \emptyset$, then $\mathcal{L}(u)$ is minimal by \prec' . By the definition of an abstract SRP, the set of minimal attributes according to \prec' is a superset of the set of minimal attributes according to \prec , which means $\mathcal{L}(u)$ is minimal by \prec' . Therefore, any SRP solution \mathcal{L} is a solution of the abstract SRP $\widehat{S}_{\prec'}$.

Theorem 1. *[Soundness]* Given SMT formulas \widehat{N} and N modeling the abstract and concrete SRPs, respectively, and an SMT formula P encoding the property to be verified, if $\widehat{N} \wedge \neg P$ is unsatisfiable, then $N \wedge \neg P$ is also unsatisfiable.

Proof. If $\widehat{N} \wedge \neg P$ is unsatisfiable, every solution of the abstract SRP satisfies the given property. By Lemma 1, the property also holds for all solutions of the concrete SRP S , i.e., there is no property violation in the real network.

C Transfer Constraints in Abstract SRP

The attribute transfer and route filtering constraints for the example network shown in Figure 1b (reproduced in Figure 11) are given below. We use a bit vector variable $comm_u$ to denote the community attribute at node R_u , and re_{uv} to denote the routing edge variable for edge (R_u, R_v) . We encode the community tag $c1$ using the value 1, and use the value 0 to represent the initial community value at the destination.

Initial route at destination. We set the community to a default value of 0 at the destination router R_1 using the constraint $comm_1 = 0$.

Transfer constraints along edge (R_1, R_3) . The transfer function along edge (R_1, R_3) updates the community attribute. The route is never dropped along this edge, so the placeholder $routeDropped_{13}$ is *False*, which makes equation (8) in Figure 5 trivially hold. This is encoded using the constraints

$$re_{13} \rightarrow comm_3 = 1 \quad (16)$$

$$re_{13} \rightarrow \neg routeDropped_{13} \quad (17)$$

$$routeDropped_{13} \leftrightarrow False \quad (18)$$

Our implementation simplifies formulas wherever possible when $routeDropped$ is a constant, and only asserts equation (16) above.

Transfer constraints along edges (R_5, R_7) and (R_6, R_7) . The transfer functions along these edges propagate the community attribute and filter routes based on the community. This is encoded using the constraints

$$re_{57} \rightarrow comm_7 = comm_5 \quad (19)$$

$$re_{57} \rightarrow \neg routeDropped_{57} \quad (20)$$

$$routeDropped_{57} \leftrightarrow (comm_5 = 1) \quad (21)$$

$$re_{67} \rightarrow comm_7 = comm_6 \quad (22)$$

$$re_{67} \rightarrow \neg routeDropped_{67} \quad (23)$$

$$routeDropped_{67} \leftrightarrow (comm_6 \neq 1) \quad (24)$$

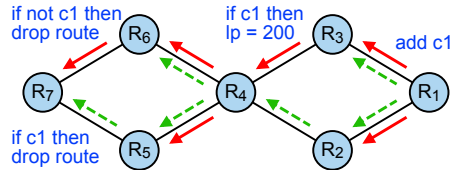


Fig. 11: Example 2

Transfer constraints along other edges. The transfer functions for all other edges propagate the community attribute and do not filter out routes. They are encoded using the constraints

$$re_{vu} \rightarrow comm_u = comm_v \quad (25)$$

$$re_{vu} \rightarrow \neg routeDropped_{vu} \quad (26)$$

$$routeDropped_{vu} \leftrightarrow False \quad (27)$$

Since *routeDropped* is constant for these edges, our implementation would simplify the formulas by substituting the value of *routeDropped*, and would only assert equation (25) above, as equation (26) is trivially true.

D ACORN Intermediate Representation (IR) and Benchmark Examples

Intermediate Representation (IR). Our tool implementation takes as input policies written in a simple IR language for the SRP model. The transfer function is represented as a list of match-action rules, similar to route-maps in Cisco’s configuration language. We support matching on the community attribute and some types of regular expressions over the AS path. Our implementation currently supports regular expressions that check whether the path contains certain ASes or a particular sequence of ASes, and could be extended to support general regular expressions in the future. A match can be associated with multiple actions, which can update route announcement fields such as the community attribute, local preference, and AS path length.

Benchmark examples. The details of the wide area network examples we used (§6.2) are described below.

Topology Zoo benchmarks. We used 10 topologies from the Topology Zoo [36], which we pre-processed *e.g.*, by removing duplicate nodes and nodes with id “None”. The names and sizes of the resulting topologies are shown in Table 2. We annotated the topologies with business relationships between ASes, considering each node as an AS, and used a BGP policy that implements the Gao-Rexford conditions [25]. The annotated benchmark files (in GML format) are included in our benchmark repository [1], along with the examples in our IR format.

BGPStream benchmarks. We created a set of 10 examples based on parts of the Internet involved in BGP hijacking incidents, as reported on BGPStream [2]. For a given BGP hijacking incident, we created a network with the ASes involved and used the CAIDA AS Relationships dataset [3] to add edges between ASes with the given business relationships (customer-provider or peer-peer). We then removed some additional ASes (if required) so that our no-abstraction setting could verify that all ASes in the resulting network can reach the destination (taken to be the possibly hijacked AS). We used a BGP policy that implements the Gao-Rexford conditions [25] based on the given business relationships between ASes. The details of these examples are shown in Table 3.

Benchmark	Topology name	Size
TZ1	VinaREN	22 nodes, 24 edges
TZ2	FCCN	23 nodes, 25 edges
TZ3	GTS Hungary	27 nodes, 28 edges
TZ4	GTS Slovakia	32 nodes, 34 edges
TZ5	GRnet	36 nodes, 41 edges
TZ6	RoEduNet	41 nodes, 45 edges
TZ7	LITNET	42 nodes, 42 edges
TZ8	Bell South	47 nodes, 62 edges
TZ9	Tecove	70 nodes, 70 edges
TZ10	ULAKNET	79 nodes, 79 edges

Table 2: Topology Zoo examples

Benchmark	Incident date	Size
B1	2021-06-14	261 nodes, 3325 edges
B2	2021-06-17	223 nodes, 2722 edges
B3	2021-06-18	133 nodes, 1205 edges
B4	2021-06-19	210 nodes, 2100 edges
B5	2021-06-21	269 nodes, 3351 edges
B6	2021-06-22	212 nodes, 2233 edges
B7	2021-06-22	294 nodes, 4108 edges
B8	2021-06-22	124 nodes, 860 edges
B9	2021-06-22	73 nodes, 270 edges
B10	2021-06-25	154 nodes, 1176 edges

Table 3: BGPStream examples

Results for Topology Zoo examples. Detailed results for the Topology Zoo benchmark examples are shown in Figure 12. All settings take less than 0.5s to verify each property.

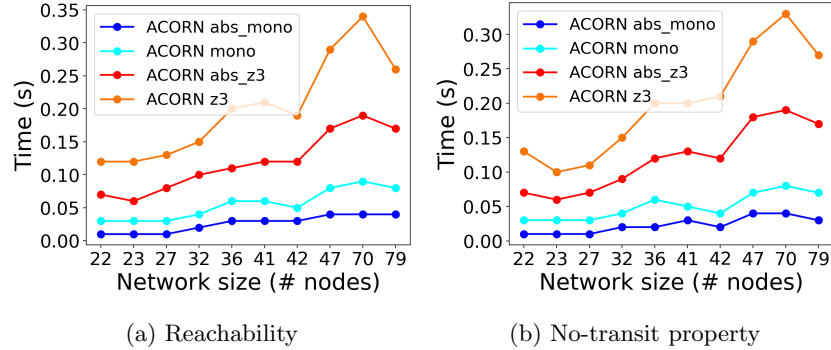


Fig. 12: Results for Topology Zoo examples

E SMT Constraints for Concrete SRP

To encode a concrete SRP we add constraints to ensure that each node picks the best route, in addition to the constraints used to encode an abstract SRP (Figure 5). We ensure that for every edge $(v, u) \in E$, if u selects the route from v (if $nChoice_u = nID(u, v)$) then v 's route must be the best route that u receives from its neighbors. This will require us to keep track of the attribute fields used in the route selection procedure (such as path length) and possibly additional temporary variables to track the minimum or maximum value of an attribute. We illustrate how our abstract formulation can be extended to a concrete formulation by showing the constraints required to model the first two steps in BGP's route selection procedure.

Example 6 (Encoding route selection in BGP). To encode the first two steps in BGP's route selection procedure we need to keep track of two additional attributes: local preference (denoted lp) and the AS path length (denoted $path$), and encode transfer constraints for these attributes (such as constraints which increment the path length along an edge). We then add constraints that model the route selection procedure.

We introduce one variable per edge (v, u) , $trans_lp_{vu}$, which denotes the local preference of the route announcement sent from v to u after applying the transfer function along the edge. We also introduce two variables for each node: $maxLp$, which tracks the maximum lp of routes received from its neighbors;

and $minPath$, which tracks the minimum path length among routes with the maximum local preference. The variable $maxLp_u$ is defined by the constraints

$$\bigwedge_{(v,u) \in E} nValid_{vu} \rightarrow maxLp_u \geq trans_lp_{vu}$$

$$nChoice_u \neq None_u \rightarrow \bigvee_{(v,u) \in E} nValid_{vu} \wedge maxLp_u = trans_lp_{vu}$$

where $nValid_{vu} \leftrightarrow (hasRoute_v \wedge \neg routeDropped_{vu})$ indicates whether v sends a route to u . To set the minimum path length, we use similar constraints:

$$\bigwedge_{(v,u) \in E} (nValid_{vu} \wedge trans_lp_{vu} = maxLp_u) \rightarrow minPath_u \leq path_v$$

$$nChoice_u \neq None_u \rightarrow$$

$$\bigvee_{(v,u) \in E} nValid_{vu} \wedge trans_lp_{vu} = maxLp_u \wedge minPath_u = path_v$$

We now add constraints on the $nChoice$ variables at each node to ensure that if u chooses a route from any neighbor v , v 's route must be the best.

$$nChoice_u = nID(u, v) \rightarrow trans_lp_{vu} = maxLp_u \wedge path_v = minPath_u$$